Medina City Schools

General Fund Analysis

June 30, 2016

	2015-2016 Original Estimate (1)	Y-T-D Actual July 2015 - June 2016 (2)	Percent	Variance (3)
Beginning Balance - July 1, 2015		39,987,169.11		0.00
General Fund	32,985,704.11			
Other Funds - Emergency Levy	7,001,465.00			
Revenue	75,138,607.00	79,176,279.20	105.4%	-4,037,672.20
	75,138,607.00	**79,176,279.20**		**-4,037,672.20**
Expenditures	71,374,149.00	70,786,904.52	99.2%	587,244.48
Encumberance	600,000.00	1,245,163.02		-645,163.02
	71,974,149.00	**72,032,067.54**		**-57,918.54**
Ending Balance - June 30, 2016	43,151,627.11	47,131,380.77		-3,979,753.66

Original Estimate revenue, expenditure and encumbrance taken from May 2015 five-year forecast.
Includes November 2013 Emergency Levy

General Fund Summary

June 2016

Revenues

1. Real Property Taxes – Total Real Property Taxes received from the beginning of the fiscal year until June 30, 2016 is $46,911,362.33. This is an increase of 0.58% above last year's taxes received at this time. $-0- was collected in June.

2. Public Utility Personal Property Taxes – Total Public Utility Personal Property Taxes received from the beginning of the fiscal year until June 30, 2016 is $2,660,946.52. These monies are distributed upon settlement from the County Auditor. The amounts are listed in a separate line for State and five-year forecasting purposes. $-0- was transferred upon property tax settlement in April.

3. State Foundation – State Foundation monies received from the State of Ohio from the beginning of the fiscal year until June 30, 2016 total $20,059,676.36. This is an increase of 5.7% above last year's foundation money received at this time. This includes $349,748.63 in Casino revenues for the year and $1,049,414.37 for a hold harmless on Tangible Personal Property Tax Loss. The current increase is due to the Governor's funding formula and was updated with the most recent count of Students. $1,602,107.64 was collected in June.

4. Restricted Aid – Restricted Aid monies are for Career Tech funding. Monies received from the beginning of the fiscal year until June 30, 2016 total $11,521.30. ($717.77) was collected in June.

5. Homestead and Rollback – Monies received from the State of Ohio from the beginning of the fiscal year until June 30, 2016 total $7,466,056.52. Receipts are based upon the real property taxes collected and Homestead filings with the County Auditor. These revenues also include monies for personal property tax loss reimbursement from the State. The State has again reduced the distribution of personal property tax loss reimbursement for the schools and will distribute these monies in November and May. $-0- was collected in June.

6. Other – Other monies received from the beginning of the fiscal year until June 30, 2016 total $2,066,716.17. This is a decrease of 1.5% below last year at this time and is due to Open Enrollment, Rent, Donations, Parking Fees, Abatements, Miscellaneous Revenues, Refund of Prior Years Expenditures. $213,325.00 was collected in June.

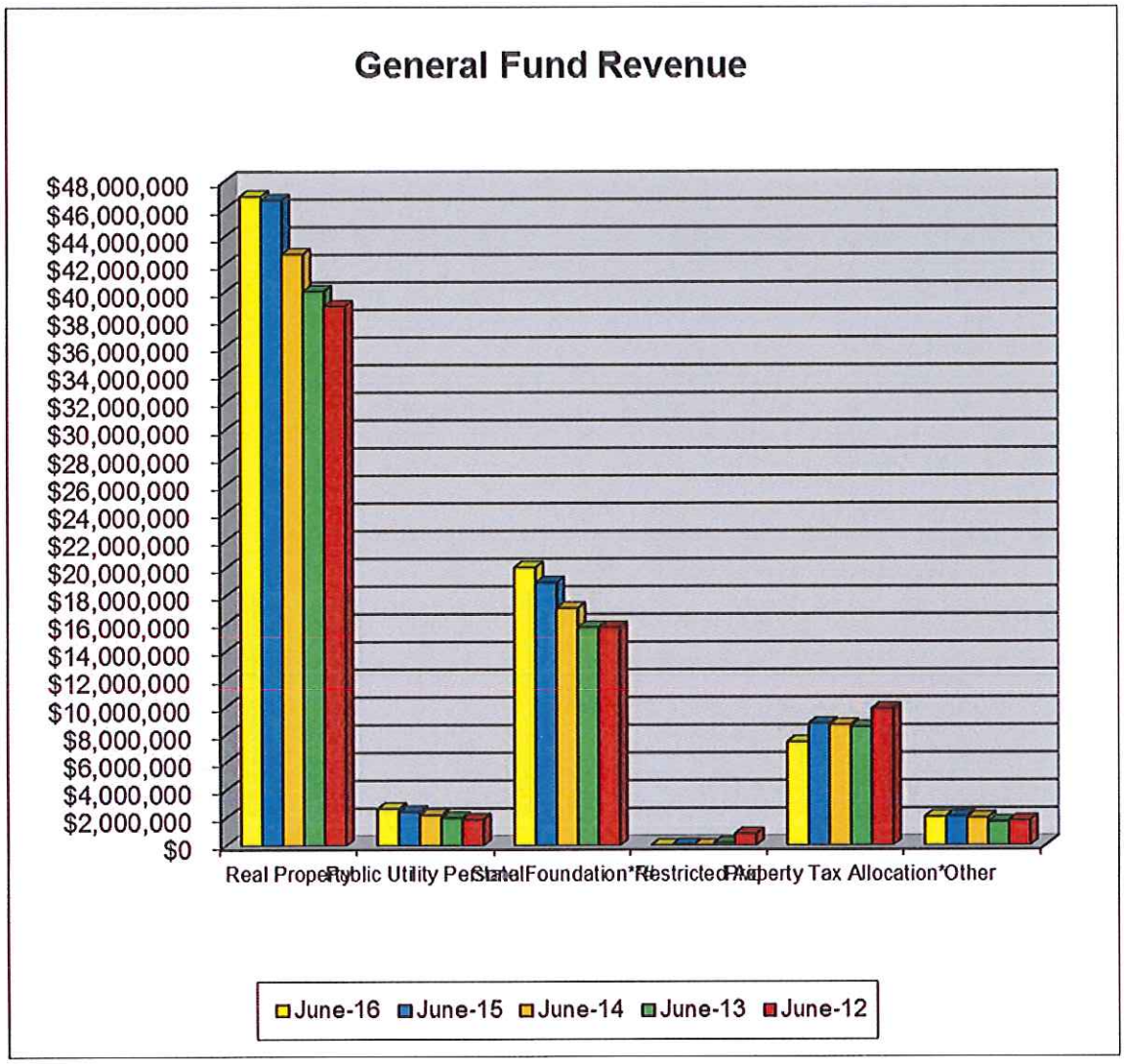

	June-16	June-15	June-14	June-13	June-12	Current Forecast	
Real Property	$46,911,362	$46,638,611	$42,721,214	$40,034,996	$38,947,562	$45,927,779	
Public Utility Personal	$2,660,947	$2,442,697	$2,199,412	$2,001,266	$1,883,263	$2,634,957	
State Foundation**#	$20,059,676	$18,973,291	$17,126,023	$15,730,843	$15,730,541	$20,131,627	**
Restricted Aid	$11,521	$58,034	$6,294	$193,285	$844,091	$79,786	
Property Tax Allocation*	$7,466,057	$8,792,431	$8,693,126	$8,547,959	$9,855,029	$7,451,893	*
Other	$2,066,716	$2,097,725	$1,994,022	$1,704,174	$1,800,520	$1,957,363	
Total	$79,176,279	$79,002,790	$72,740,092	$68,212,523	$69,061,005	$78,183,405	
State %	34.8%	35.2%	35.5%	35.9%	38.3%		

* Includes Homestead/Rollback, Tangible Personal Property Tax Fixed Rate Loss Reimbursement and Electric Deregulation.
** Includes Casino Revenue in State Foundation beginning January 2013 and Economic Disadvantaged Funding in November 2013.
# Includes a one time Hold Harmless on TPP in May 2016

General Fund Summary

June 2016

Expenditures

1. Personnel Services– The costs for personnel services for the School District from the beginning of the fiscal year until June 30, 2016 was $41,683,168.24. This was an increase of 3.0% above last year at this. $3,323,246.92 was spent in June.

2. Benefits – The cost for benefits for the School District from the beginning of the fiscal year until June 30, 2016 was $15,242,206.43. This was an increase of 2.9% above last year at this time. $1,263,683.52 was spent in June.

3. Purchased Services – The cost for purchased services for the district from the beginning of the fiscal year until June 30, 2016 total $8,687,190.69. This was a 8.6% increase above last year at this time. $738,737.53 was spent in June. Professional Services, Nursing Services, Rental/Maintenance/Repair, Garbage Removal, Property and Fleet Insurance, Postage, Telephone, Advertising, Electricity, Water/Sewer, Tuition, Open Enrollment, Other Tuition and Transportation Payments account for the increase.

4. Supplies and Materials – The cost for supplies and materials for the district from the beginning of the fiscal year until June 30, 2016 total $1,565,405.88. This was a 9.7% increase above last year at this time. $73,941.92 was spent in June. Nurses Health, Textbooks, Library Books, Electronic Subscriptions, Custodial/Maintenance/HVAC Supplies, Transportation Supplies and Tires account for this increase.

5. Capital Outlay – The cost for capital outlay for the district from the beginning of the fiscal year until June 30, 2016 total $691,522.16. This was a 56.0% decrease below last year at this time and was mainly due to the purchase of computers and other instructional equipment in the prior year. $32,392.23 was spent in June.

6. Other – The cost of other expenditures excluding transfers for the district was $1,843,970.54 for the fiscal year until June 30, 2016. This was a 17.5% increase above last year at this time. $8,697.49 was spent in June. Auditor/Treasurer Fees, Technology License Fees, District Audit Fees and County Board Services make up the majority of this increase.

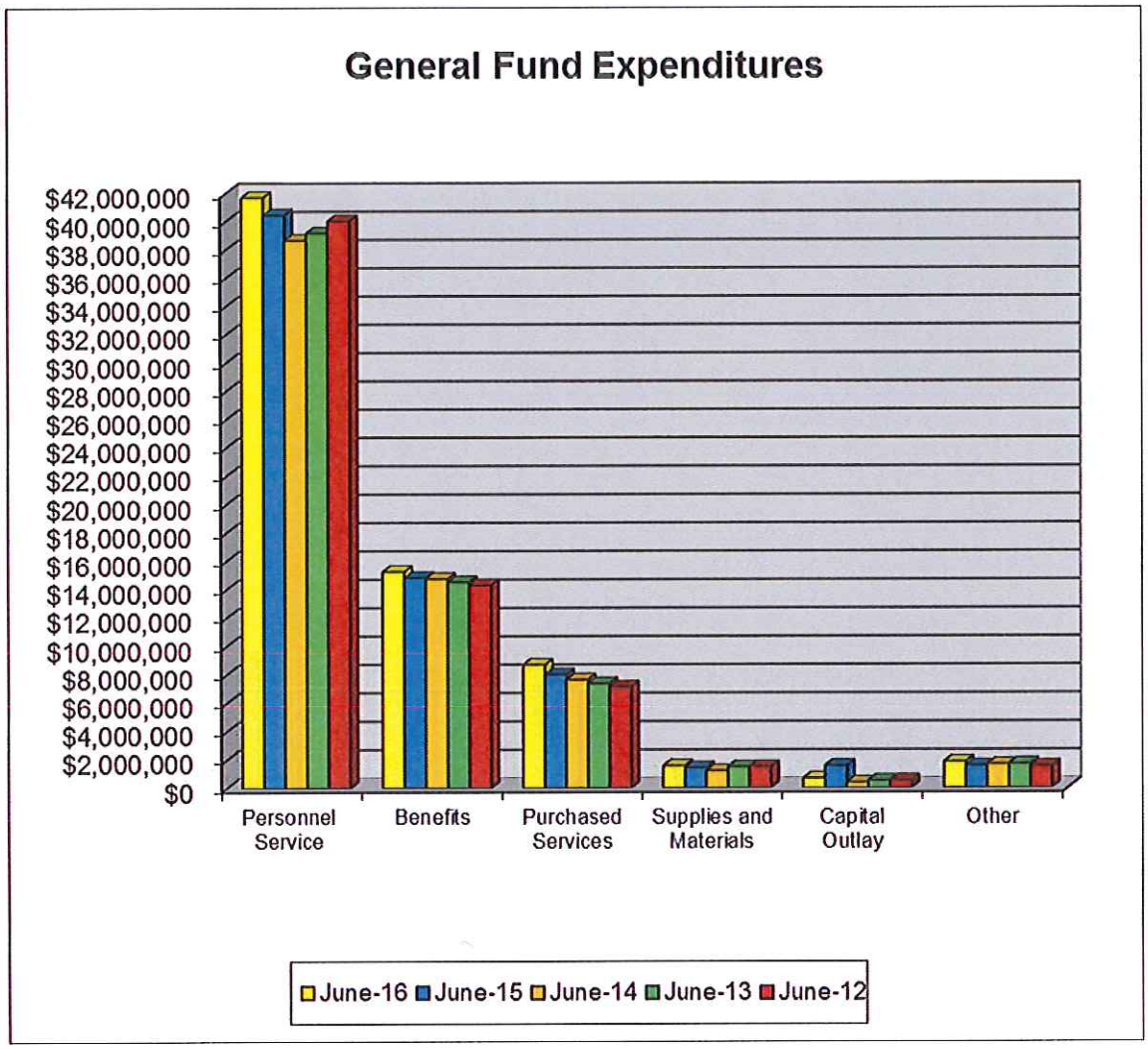

	June-16	June-15	June-14	June-13	June-12	Current Forecast
Personnel Service	$41,683,168	$40,452,865	$38,657,889	$39,161,945	$40,010,565	$41,785,546
Benefits	$15,242,206	$14,813,462	$14,741,099	$14,513,420	$14,278,310	$15,060,635
Purchased Services	$8,687,191	$8,002,935	$7,635,769	$7,363,017	$7,114,536	$8,297,013
Supplies and Materials	$1,565,406	$1,426,571	$1,218,481	$1,482,497	$1,495,642	$1,998,538
Capital Outlay	$691,552	$1,571,392	$390,371	$528,509	$539,447	$1,079,136
Other	$1,843,971	$1,569,866	$1,661,757	$1,700,198	$1,538,430	$1,754,324
Transfers and Adv., Etc.	$1,073,411	$554,820	$481,728	$529,077	$505,841	$496,731
Other than Debt						
Total	$70,786,905	$68,391,912	$64,787,094	$65,278,663	$65,482,773	$70,471,923

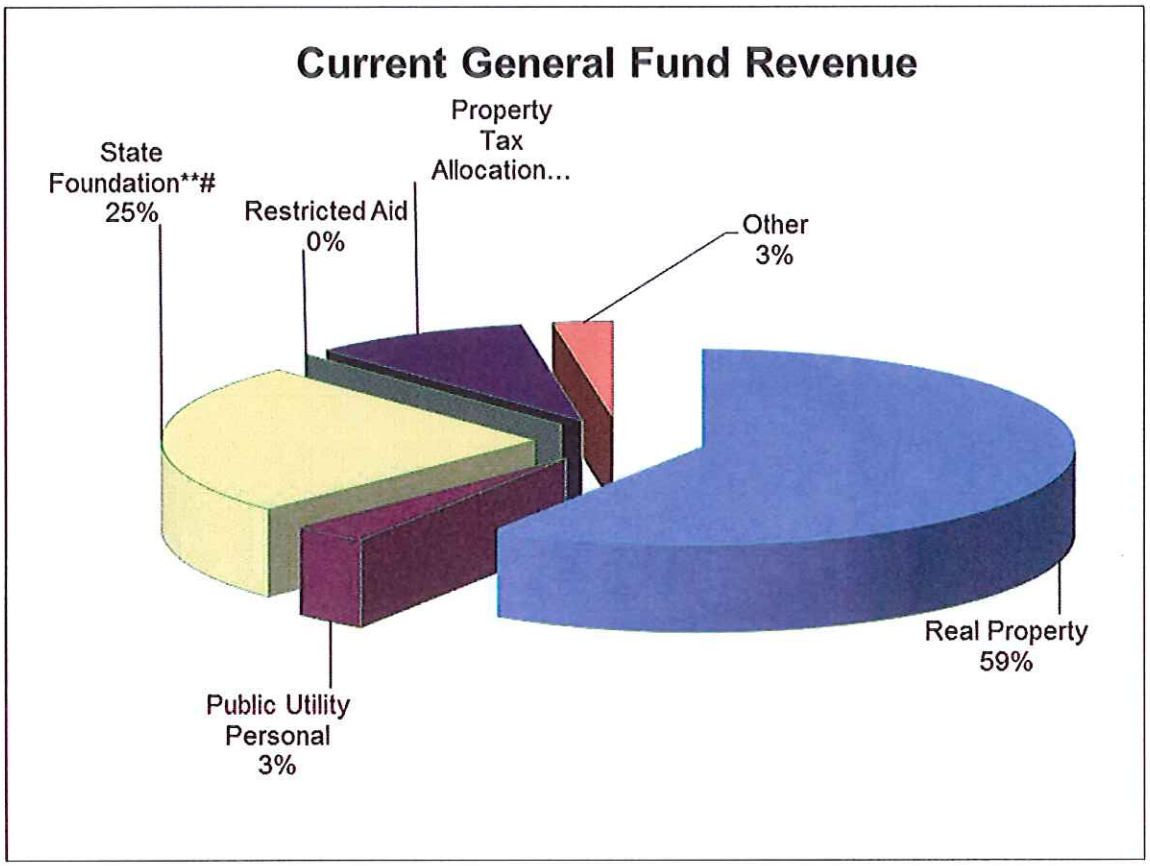
Current General Fund Revenue
State Foundation**# 25%
Restricted Aid 0%
Property Tax Allocation...
Other 3%
Real Property 59%
Public Utility Personal 3%

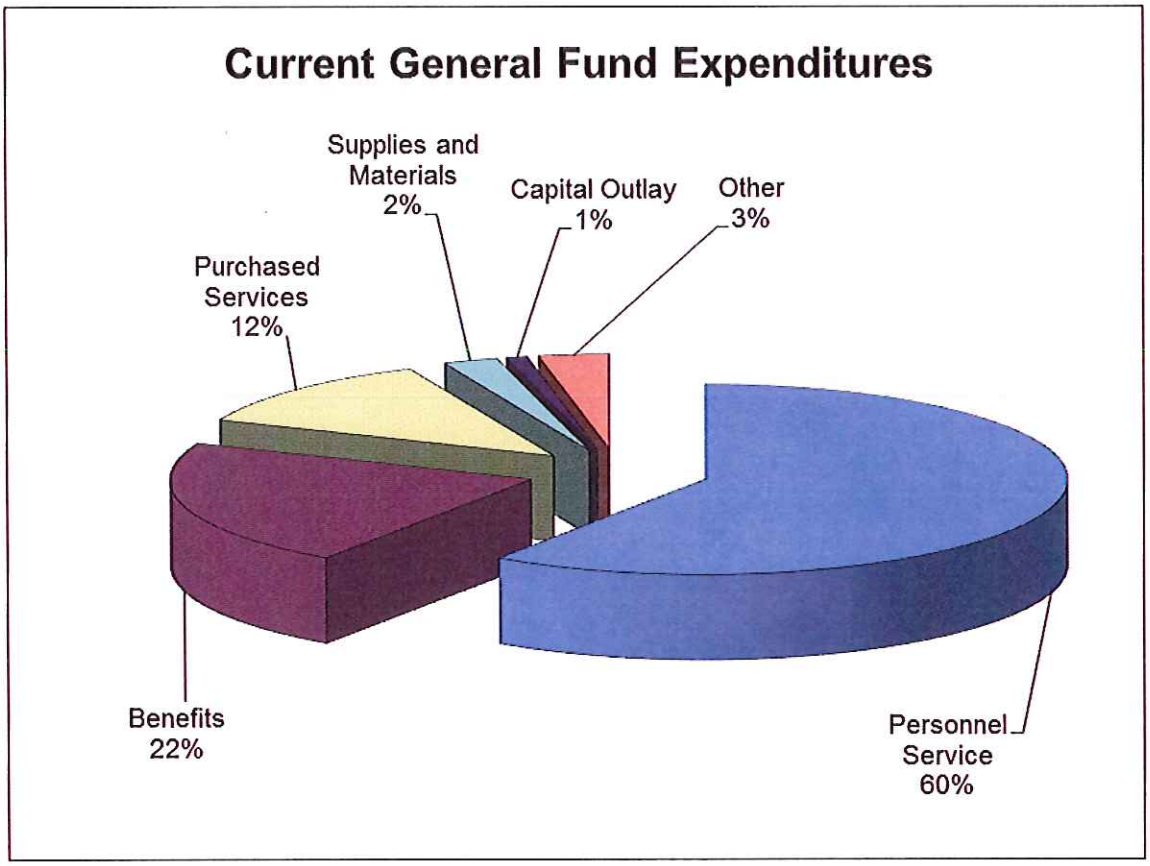
Current General Fund Expenditures
Supplies and Materials 2%
Capital Outlay 1%
Other 3%
Purchased Services 12%
Benefits 22%
Personnel Service 60%

June 2016

				Balance
Bank Balance - Regular Account				3,300,792.14
Financial Checks Outstanding	278,643.33			
Worker Comp Outstanding	0.00			
Payroll Checks Outstanding	35,433.73			
	(314,077.06)			2,986,715.08
Investments:				
Sweep Account	2,460,000.00			
Redtree Investments	22,384,874.57			
T. Rowe - Collins	395,147.68		623,097.79	
T. Rowe - Bushman	0.00	395,147.68	4,313.88	
Scudder -Collins	227,950.11		627,411.67	
Scudder - Bushman	4,313.88	232,263.99		
Kanehl Stocks	4,867.38	627,411.67		
Star Ohio (22923)	17,750,654.50			
	0.00	17,750,654.50		
Star Plus 104791113939	10,087,323.08			
Fifth Third	10,000,000.00			
Total	63,315,131.20	63,315,131.20		66,301,846.28
Adjustments				
Deposits in Transit	0.00			
Expenses not posted	7,799.25			
Other adjustments (see below)	0.00			
Total	7,799.25			66,309,645.53
MCSD Balance				66,309,645.53
Difference Between Bank vs. Book				**0.00**

MEDINA CITY SCHOOLS
SALES TAX UPDATE

Date	Sales Tax Description	Receipts	Expenditures	Balance
July 1, 2015	Beginning Balance (071) Sales Tax and (002-9012) Bond			$ 2,509,029.43
July	Annual Admin Fee for COPS 2008		$1,250.00	$ 2,507,779.43
	Blueprint Bids - Latex Track Resurfacing		($55.00)	$ 2,507,834.43
	District Wide Phone System		$136,298.59	$ 2,371,535.84
	Root Gutter, Downspout and Masonry Repairs		$115,425.00	$ 2,256,110.84
	Sales Tax Distribution	$659,303.65		$ 2,915,414.49
	Memorial Stadium Ticket Booth Improvement		$1,567.50	$ 2,913,846.99
August	Five 71 Passenger Conventional Buses		$386,000.00	$ 2,527,846.99
	Ella Canavan Trane Chiller Repair		$20,936.00	$ 2,506,910.99
	COP's Refunding Estimate Returned	$2,664.34		$ 2,509,575.33
	Root Gutter, Downspout and Masonry Repairs		$80,974.89	$ 2,428,600.44
September	Blueprints for MHS Entry Renovation and Track Resurfacing		$64.07	$ 2,428,536.37
	Root Gutter, Downspout and Masonry Repairs		$66,478.41	$ 2,362,057.96
	Demo of Wheelchair Elevatory Lift at Grace Drake		$9,870.00	$ 2,352,187.96
	Memorial Stadium Ticket Boot Improvement		$1,567.50	$ 2,350,620.46
October	Telephone Paging Interface at Claggett		$154.00	$ 2,350,466.46
	CD Player with Bluetooth and MP3 Jack at Claggett		$263.00	$ 2,350,203.46
	Labor and Material For Install of All Call System at Claggett		$8,181.00	$ 2,342,022.46
	Removal/Replacement of Four Windows Claggett		$3,643.00	$ 2,338,379.46
	District Wide New Telephone System		$31,008.87	$ 2,307,370.59
	Sales Tax Distribution	$781,359.94		$ 3,088,730.53
November	Year 3 Lease/Purchase-Apple Inc.		$74,038.63	$ 3,014,691.90
	Installation/Replament Window at Ella Canavan		$1,202.61	$ 3,013,489.29
December	Certificates Of Participation Principal and Interest		$1,177,763.37	$ 1,835,725.92
	Root Gutter, Downspout and Masonry Repairs		$10,348.70	$ 1,825,377.22
	Flagpole at Board Office		$3,198.00	$ 1,822,179.22
	Equipment and Installation of Stair Lift at Grace Drake		$1,416.67	$ 1,820,762.55
Janaury	Relocation of Paging System at Claggett		$995.00	$ 1,819,767.55
	Sales Tax Distribution	$781,337.89		$ 2,601,105.44
	High School Roof Replacement Project Specs, Bidding and Supervision		$5,670.00	$ 2,595,435.44
February	Engineering Fees for Canavan Gym Acoustics		$650.00	$ 2,594,785.44
	District Wide New Telephone System		$493.00	$ 2,594,292.44
March	Placement Drawings for Canavan Acoustics		$1,040.00	$ 2,593,252.44
	Equipment and Installation of Stair Lift at Grace Drake		$2,833.33	$ 2,590,419.11
	High School Roof Replacement Project Specs, Bidding and Supervision		$6,993.00	$ 2,583,426.11
April	Balance of Work at Central Office		$16,756.00	$ 2,566,670.11
	Carpet Installation/Office/Hallway at Claggett		$4,259.94	$ 2,562,410.17
	Sales Tax Distribution	$825,051.79		$ 3,387,461.96
May	Annual Trustee Fee for COPS Bond April 2, 2016 to March 31, 2017		$1,250.00	$ 3,386,211.96
	COPS Interest		$505,918.75	$ 2,880,293.21
	Annual Admin Fee for COPS Bond April 2, 2016 to March 31, 2016		$1,250.00	$ 2,879,043.21
June	High School Roof Replacement		$2,079.00	$ 2,876,964.21
	Fiscal Year Totals	$3,049,717.61	$2,681,782.83	

REDTREE
INVESTMENT GROUP

Monthly Investment Summary
Medina City School District
US Bank Custodian Acct Ending x70982
June 30, 2016

Monthly Cash Flow Activity

From 05-31-16 through 06-30-16

Beginning Book Value	22,362,900.84
Contributions	0.00
Withdrawals	0.00
Realized Gains/Losses	5,255.00
Gross Interest Earnings	16,718.73
Ending Book Value	22,384,874.57

Market Value Summary

Security Type	Market Value	Pct. Assets	Avg Yield at Cost	Wght Avg Mat
Money Market Fund				
MONEY MARKET FUND	3,172.42	0.0	0.23	0.00
Fixed Income				
U.S. GOVERNMENT AGENCY DISCOUNT NOTES	2,539,748.54	11.3	0.25	0.06
U.S. GOVERNMENT AGENCY NOTES	19,911,179.86	88.5	1.23	2.50
Accrued Interest	50,645.64	0.2		
TOTAL PORTFOLIO	**22,504,746.46**	**100.0**	**1.12**	**2.22**

Maturity Distribution

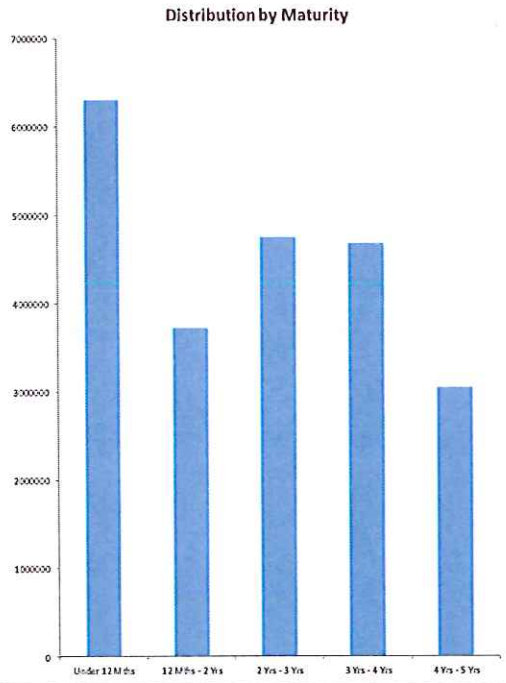

Security Type Allocation

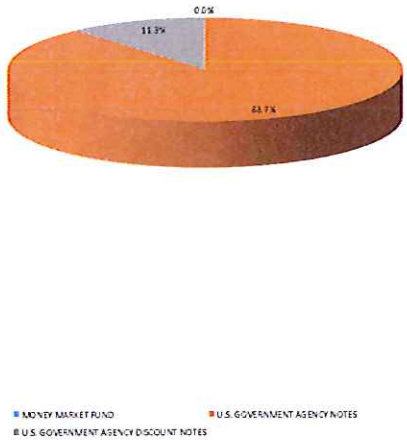

Disclosures: RedTree's internal accounting system is the source of the market value of above account. Although obtained from a reliable source, we cannot guarantee accuracy. You should review statements provided by the custodian and compare with these statements.

3805 Edwards Road Suite 605 Cincinnati OH 45209 Questions? Call 888.596.2293 or email info@redtreeinv.com

REDTREE
INVESTMENT GROUP

Portfolio Holdings Report
Medina City School District
US Bank Custodian Acct Ending x70982
June 30, 2016

Quantity	Cusip	Security Description	Moody's	S&P	Cost Basis	Market Value	Yield at Cost	Wtd Maturity
U.S. GOVERNMENT AGENCY NOTES								
2,000,000	3130A2DK9	Federal Home Ln Bank 0.590% Due 09-12-16	Aaa	AA+	1,998,460.00	2,000,884.00	0.63	0.20
1,750,000	3133782N0	Federal Home Ln Bank 0.875% Due 03-10-17	Aaa	AA+	1,748,915.00	1,755,006.75	0.90	0.69
1,650,000	3135G0PQ0	Federal Natl Mtg Assoc 0.875% Due 10-26-17	Aaa	AA+	1,642,657.50	1,655,745.30	1.03	1.31
2,045,000	3135G0TG8	Federal Natl Mtg Assoc 0.875% Due 02-08-18	Aaa	AA+	2,032,790.31	2,055,427.45	1.08	1.59
2,220,000	3137EADZ9	Federal Home Ln Mtg 1.125% Due 04-15-19	Aaa	AA+	2,219,267.40	2,238,863.34	1.14	2.74
2,500,000	3135G0K93	Federal Natl Mtg Assoc 1.250% Due 06-28-19	Aaa	AA+	2,500,000.00	2,501,867.50	1.25	2.93
2,420,000	3136G2RQ2	Federal Natl Mtg Assoc 1.400% Due 10-29-19	Aaa	AA+	2,420,000.00	2,420,413.82	1.40	3.24
2,245,000	3134G8VA4	Federal Home Ln Mtg 1.500% Due 12-30-19	Aaa	AA+	2,245,000.00	2,246,560.27	1.50	3.39
1,355,000	3136G3AL9	Federal Natl Mtg Assoc 1.750% Due 02-26-21	Aaa	AA+	1,355,000.00	1,355,482.38	1.75	4.43
1,680,000	3134G9NF0	Federal Home Ln Mtg 1.750% Due 05-26-21	Aaa	AA+	1,680,000.00	1,680,929.04	1.75	4.67
	Accrued Interest					50,645.64		
					19,842,090.21	19,961,825.50	1.23	2.50
U.S. GOVERNMENT AGENCY DISCOUNT NOTES								
2,540,000	313384ZS1	Federal Home Ln Bank Discount Note 0.000% Due 07-22-16	P-1	A-1+	2,539,611.94	2,539,748.54	0.25	0.06
MONEY MARKET FUND								
	USBMMF	First American Treasury Obligations Fund			3,172.42	3,172.42	0.23	
TOTAL PORTFOLIO					22,384,874.57	22,504,746.46	1.12	2.22

REDTREE
INVESTMENT GROUP

Monthly Activity Reports

Medina City School District

US Bank Custodian Acct Ending x70982

From 06-01-16 Through 06-30-16

INCOME - SETTLED TRADES

Ex-Date	Pay-Date	Security	Amount
U.S. GOVERNMENT AGENCY NOTES			
06-26-2016	06-26-2016	Federal Natl Mtg Assoc 1.640% Due 09-26-19	7,277.50
06-27-2016	06-27-2016	Federal Natl Mtg Assoc 1.000% Due 09-27-17	2,750.00
06-30-2016	06-30-2016	Federal Home Ln Mtg 1.250% Due 09-30-20	6,687.50
			16,715.00
MONEY MARKET FUND			
06-02-2016	06-02-2016	First American Treasury Obligations Fund	3.73
			3.73
NET INCOME			**16,718.73**

REDTREE
INVESTMENT GROUP

Purchase and Sale

Medina City School District
US Bank Custodian Acct Ending x70982

From 06-01-16 To 06-30-16

Trade Date	Settle Date	Quantity	Security	Unit Price	Amount
PURCHASES					
06-30-2016	06-30-2016	2,540,000	Federal Home Ln Bank Discount Note 0.000% Due 07-22-16	99.98	2,539,611.94
06-27-2016	06-28-2016	2,500,000	Federal Natl Mtg Assoc 1.250% Due 06-28-19	100.00	2,500,000.00
					5,039,611.94
SALES					
06-30-2016	06-30-2016	2,140,000	Federal Home Ln Mtg 1.250% Due 09-30-20	100.00	2,140,000.00
06-26-2016	06-26-2016	1,775,000	Federal Natl Mtg Assoc 1.640% Due 09-26-19	100.00	1,775,000.00
06-27-2016	06-27-2016	1,100,000	Federal Natl Mtg Assoc 1.000% Due 09-27-17	100.00	1,100,000.00
					5,015,000.00

REDTREE
INVESTMENT GROUP

Realized Gains/Losses

Medina City School District

US Bank Custodian Acct Ending x70982

From 06-01-16 Through 06-30-16

Open Date	Close Date	Quantity	Security	Cost Basis	Proceeds	Gain Or Loss Short Term	Gain Or Loss Long Term
04-28-2015	06-26-2016	1,775,000	Federal Natl Mtg Assoc 1.640% Due 09-26-19	1,775,000.00	1,775,000.00		0.00
03-31-2015	06-27-2016	1,100,000	Federal Natl Mtg Assoc 1.000% Due 09-27-17	1,099,560.00	1,100,000.00		440.00
09-30-2015	06-30-2016	2,140,000	Federal Home Ln Mtg 1.250% Due 09-30-20	2,135,185.00	2,140,000.00	4,815.00	
TOTAL GAINS						4,815.00	440.00
TOTAL LOSSES						0.00	0.00
				5,009,745.00	5,015,000.00	4,815.00	440.00
TOTAL REALIZED GAIN/LOSS			5,255.00				

ENV# CEBBVRHWBBGWGWT_BBBBB
FIFTH THIRD SECURITIES, INC.
MD 1MOB2A
5050 KINGSLEY DRIVE
CINCINNATI, OH 45263

MEDINA CITY SCHOOLS
DAVID CHAMBERS
739 WEYMOUTH RD
MEDINA OH 44256

STATEMENT FOR THE PERIOD JUNE 1, 2016 TO JUNE 30, 2016

MEDINA CITY SCHOOLS - Corporation
Account Number: [redacted]

For questions about your accounts:
Local: 614 744 5496
National: 800 228 8852

By the courtesy of:
LEE/CARTER/SAVAGE

TOTAL VALUE OF YOUR PORTFOLIO **$10,034,678.42**

FOR YOUR INFORMATION

Fifth Third Securities, Inc. Investments offered through Fifth Third Securities, Inc., member FINRA/SIPC

CHANGE IN VALUE OF YOUR PORTFOLIO

$ millions

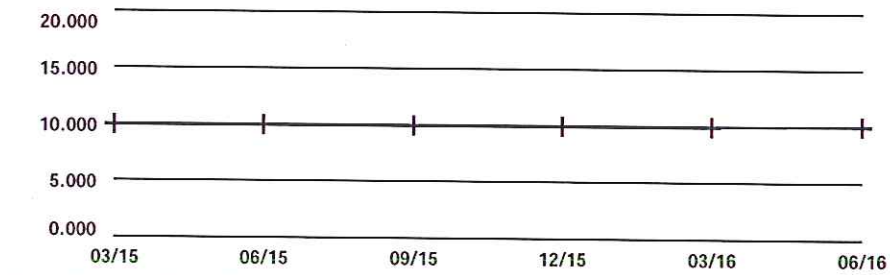

Change In Value Of Your Portfolio *information can be found in Miscellaneous Footnotes at the end of this statement.*

Fifth Third Securities, Inc.

Account carried with National Financial Services LLC, Member NYSE, SIPC

MN _CEBBVRHWBBGWGWT_BBBBB 20160630

FIFTH THIRD SECURITIES

Account Overview

CHANGE IN ACCOUNT VALUE	*Current Period*	*Year-to-Date*
BEGINNING VALUE	$10,032,847.10	$9,982,016.21
Additions and Withdrawals	($3,868.99)	($54,107.89)
Income	$4,144.17	$46,044.49
Taxes, Fees and Expenses	$0.00	$0.00
Change in Investment Value	$1,556.14	$60,725.61
ENDING VALUE (AS OF 06/30/16)	$10,034,678.42	$10,034,678.42

Refer to Miscellaneous Footnotes for more information on Change in Investment Value.

INCOME		
TAXABLE	*Current Period*	*Year-to-Date*
Taxable Dividends	$3.48	$116.32
Taxable Interest	$4,140.69	$45,928.17
TOTAL TAXABLE	$4,144.17	$46,044.49
TOTAL INCOME	**$4,144.17**	**$46,044.49**

Taxable income is determined based on information available to NFS at the time the statement was prepared, and is subject to change. Final information on taxation of interest and dividends is available on Form 1099-Div, which is mailed in February of the subsequent year.

ACCOUNT ALLOCATION



	Percent	*Prior Period*	*Current Period*
Money Markets	0.2 %	$21,648.34	$21,923.52
CDs	99.8	$10,011,198.76	$10,012,754.90
TOTAL	**100.0 %**	**$10,032,847.10**	**$10,034,678.42**

Account Allocation *shows the percentage that each asset class represents of your total account value. Account Allocation for equities, fixed income, and other categories may include mutual funds and may be net of short positions. NFS has made assumptions concerning how certain mutual funds are allocated. Closed-end mutual funds and Exchange Traded Products (ETPs) listed on an exchange may be included in the equity allocation. The chart may not reflect your actual portfolio allocation. Consult your broker/dealer prior to making investment decisions.*

Account Overview *continued*

MESSAGES AND ALERTS

Please note that the FDIC insured deposit at Fifth Third Bank under the Fifth Third BD Program is not covered by SIPC. The FDIC insured deposit is eligible for FDIC insurance subject to FDIC coverage limits at the time funds are deposited at Fifth Third Bank. As referenced in the Fifth Third BD Program disclosure document, clients are responsible for monitoring their total assets at Fifth Third Bank to determine the extent of available FDIC coverage.

National Financial Services LLC NFS is required by the Securities Exchange Act of 1934 to provide certain financial information from its Statement of Financial Condition. At December 31, 2015, NFS, an affiliate of Fidelity Brokerage Services LLC, had net capital of $3,377 million, which was 13.81 percent of aggregate debit items and exceeded its minimum requirement by $2,888 million. To acquire the Statement of Financial Condition, log on to www.mybrokerageinfo.com.

Fifth Third Securities reminds you to please promptly report any inaccuracies or discrepancies in your account to Brokerage Operations by calling 1-888-889-1025. Please reconfirm any oral communications in writing to your Investment Professional to further protect your rights under the Securities Investor Protection Act SIPA. National Financial Services will never contact customers in relation to requests for banking credentials.

Holdings

NFS-provided cost basis, realized gain (loss) and holding period information may not reflect all adjustments necessary for tax purposes. Please refer to Footnotes and Cost Basis Information at the end of this statement for more information.

For additional information regarding your holdings, please refer to the footnotes at the end of the statement.

CASH AND CASH EQUIVALENTS - 0.22% of Total Account Value

Description	Symbol/Cusip Account Type	Quantity	Price on 06/30/16	Current Market Value	Estimated Annual Income
Money Markets					
FEDERATED US TREAS OBLIGATION INSTIT 7 DAY YIELD .24% Dividend Option Cash Capital Gain Option Cash	QTOIQ CASH	21,923.52	$1.00	$21,923.52	
Total Cash and Cash Equivalents				**$21,923.52**	

HOLDINGS > FIXED INCOME - 99.78% of Total Account Value

For an explanation of fixed income pricing, please see the last page. Redemption schedule(s), bond rating(s), and other information are provided where available. If information does not appear regarding a particular investment, it is not available. The ratings on this statement are provided by Standard & Poor's and/or Moody's to rate the quality based on the respective rating agency's assessment. "Ratings information from Standard & Poor's ("S&P") may not be reproduced. S&P credit ratings are statements of opinion and are not statements of fact or recommendations to purchase, hold, or sell securities, nor do they address the suitability of securities for investment purposes, and should not be relied on as investment advice. S&P does not guarantee the accuracy, completeness, timeliness or availability of any information, including ratings, and is not responsible for errors or omissions (negligent or otherwise). S&P gives no express or implied warranties, including but not limited to any warranties of merchantability or fitness for a particular purpose or use. S&P shall not be liable for any direct, indirect, incidental, exemplary, compensatory, punitive, special or consequential damages, costs, expenses, legal fees, or losses (including lost income or profits and opportunity costs) in connection with any use of ratings."

Accrued Interest - Represents interest accumulated since the last coupon date on certain fixed income securities which may not yet have been paid by the issuer or received by NFS. There is no guarantee that the accrued interest will be paid by the issuer.

Description	Symbol/Cusip Account Type	Quantity	Estimated Price on 06/30/16	Estimated Current Market Value	Estimated Annual Income	Total Cost Basis	Unrealized Gain (Loss)
CDs							

HOLDINGS > FIXED INCOME *continued*

Description	Symbol/Cusip Account Type	Quantity	Estimated Price on 06/30/16	Estimated Current Market Value	Estimated Annual Income	Total Cost Basis		Unrealized Gain (Loss)
Certificates of Deposit (CDs), including Market Indexed CDs and Market Linked CDs (collectively, MCDs) are generally shown at estimated market prices based upon a matrix or model pricing method that may not represent the actual price if sold prior to maturity. However, CDs and MCDs may be shown at face value for up to seven calendar days from date of issue if estimated market prices have not been received from a third party pricing vendor. The actual value of CDs and MCDs may be different from their purchase price. CDs and MCDs are subject to interest rate risk. The estimated market price reflected for MCDs may not be based on the actual closing value of the linked market index on the final maturity date and the market value of MCDs may not correspond directly to increases or decreases in the underlying linked market index. You may sell CDs or MCDs in the secondary market subject to market conditions. The secondary market for CDs and MCDs is generally illiquid. If sold prior to maturity, the value of MCDs may be less than the purchase amount or face value. The sale or redemption of any fixed income security prior to maturity may result in a substantial gain or loss, and an early withdrawal penalty may apply. Certain MCDs may only be redeemed on pre-specified liquidation dates and may have call features that allow the issuer to call the MCD prior to maturity. Certain Step Rate CDs are also subject to reinvestment risk if call provisions are exercised by the issuer and if a CD with a comparable rate is not available.								
See sales materials or contact your broker/dealer for additional information.								
BANK RHODE IS PROVIDENCE RI 0.75000% 01/23/2017 CD FDIC INSURED CPN PMT MONTHLY Next Interest Payable: 07/23/16 Estimated Yield 0.74% Accrued Interest $41.10 Average Unit Cost $1.00	064577CB3 CASH	250,000	$1.001	$250,250.00	$1,875.00	$250,000.00		
Adjusted Cost Basis						$250,000.00	D	$250.00
BROOKLINE BK MASS CD 0.75000% 01/23/2017 FDIC INSURED CPN PMT MONTHLY Next Interest Payable: 07/23/16 Estimated Yield 0.74% Accrued Interest $41.10 Average Unit Cost $1.00	11373QAS7 CASH	250,000	$1.001	$250,250.00	$1,875.00	$250,000.00		
Adjusted Cost Basis						$250,000.00	D	$250.00
FIRST IPSWICH BANCORP 0.75000% 01/23/2017 CD FDIC INSURED CPN PMT MONTHLY Next Interest Payable: 07/23/16 Estimated Yield 0.74% Accrued Interest $41.10 Average Unit Cost $1.00	320637AF8 CASH	250,000	$1.001	$250,250.00	$1,875.00	$250,000.00		
Adjusted Cost Basis						$250,000.00	D	$250.00

HOLDINGS > FIXED INCOME *continued*

Description	Symbol/Cusip Account Type	Quantity	Estimated Price on 06/30/16	Estimated Current Market Value	Estimated Annual Income	Total Cost Basis		Unrealized Gain (Loss)
BANK INDIA NEW YORK N Y CD 0.80000% 01/25/2017 FDIC INSURED CPN PMT @ MATURITY ON JAN 25 1ST CPN DTE 01/25/2017 Average Unit Cost $1.00	06279HGJ6 CASH	248,000	$1.00184	$248,456.32		$248,000.00		$456.32
BANK OF CHINA NY BR CD 0.85000% 01/27/2017 FDIC INSURED CPN PMT @ MATURITY ON JAN 27 1ST CPN DTE 01/27/2017 Average Unit Cost $1.00	06426TNQ8 CASH	248,000	$1.00156	$248,386.88		$248,000.00		$386.88
SOUTHWEST BK FT WORTH TEX 0.75000% 01/27/2017 CD FDIC INSURED CPN PMT MONTHLY Next Interest Payable: 07/27/16 Estimated Yield 0.74% Accrued Interest $20.55 Average Unit Cost $1.00 Adjusted Cost Basis	844772AZ6 CASH	250,000	$1.00101	$250,252.50	$1,875.00	$250,000.00 $250,000.00	 D	 $252.50
WHITNEY BK GULFPORT MS CD 0.85000% 01/27/2017 FDIC INSURED CPN PMT @ MATURITY ON JAN 27 1ST CPN DTE 01/27/2017 Accrued Interest $900.95 Average Unit Cost $1.00	966594AP8 CASH	248,000	$1.0019	$248,471.20		$248,000.00		$471.20
BIDDEFORD SVGS BANK CD 0.70000% 01/30/2017 FDIC INSURED CPN PMT MONTHLY Next Interest Payable: 07/30/16 Estimated Yield 0.69% Accrued Interest $14.38 Average Unit Cost $1.00 Adjusted Cost Basis	08883AAS1 CASH	250,000	$1.00073	$250,182.50	$1,750.00	$250,000.00 $250,000.00	 D	 $182.50

HOLDINGS > FIXED INCOME *continued*

Description	Symbol/Cusip Account Type	Quantity	Estimated Price on 06/30/16	Estimated Current Market Value	Estimated Annual Income	Total Cost Basis		Unrealized Gain (Loss)
FIRST NIAGARA BK N A NY 0.80000%	33583CMP1	250,000	$1.00231	$250,577.50	$2,000.00	$250,000.00		
01/30/2017 CD FDIC INSURED	CASH							
CPN PMT SEMI-ANNUAL								
ON JUL 30, JAN 30								
Next Interest Payable: 07/30/16								
Estimated Yield 0.79%								
Accrued Interest $838.36								
Average Unit Cost $1.00								
Adjusted Cost Basis						$250,000.00	D	$577.50
MERRICK BK SOUTH JORDAN UTAH 0.75000%	59013JDA4	250,000	$1.00226	$250,565.00	$1,875.00	$250,000.00		
01/30/2017 CD FDIC INSURED	CASH							
CPN PMT MONTHLY								
Next Interest Payable: 07/30/16								
Estimated Yield 0.74%								
Accrued Interest $15.41								
Average Unit Cost $1.00								
Adjusted Cost Basis						$250,000.00	D	$565.00
PEOPLES UNITED BANK CD 0.75000%	71270QLR5	250,000	$1.00237	$250,592.50	$1,875.00	$250,000.00		
01/30/2017 FDIC INSURED	CASH							
CPN PMT SEMI-ANNUAL								
ON JUL 28, JAN 28								
Next Interest Payable: 07/28/16								
Estimated Yield 0.74%								
Accrued Interest $796.23								
Average Unit Cost $1.00								
Adjusted Cost Basis						$250,000.00	D	$592.50
PLATINUM BK BRANDON FLA 0.70000%	72766HBM6	250,000	$1.00248	$250,620.00	$1,750.00	$250,000.00		
02/06/2017 CD FDIC INSURED	CASH							
CPN PMT MONTHLY								
Next Interest Payable: 07/06/16								
Estimated Yield 0.69%								
Accrued Interest $119.86								
Average Unit Cost $1.00								
Adjusted Cost Basis						$250,000.00	D	$620.00

HOLDINGS > FIXED INCOME *continued*

Description	Symbol/Cusip Account Type	Quantity	Estimated Price on 06/30/16	Estimated Current Market Value	Estimated Annual Income	Total Cost Basis		Unrealized Gain (Loss)
WINTER HILL BANK FSB 0.70000% 02/10/2017 FDIC INSURED CPN PMT MONTHLY Next Interest Payable: 07/11/16 Estimated Yield 0.69% Accrued Interest $95.89 Average Unit Cost $1.00 Adjusted Cost Basis	975875AC9 CASH	250,000	$1.00251	$250,627.50	$1,750.00	$250,000.00 $250,000.00	 D	 $627.50
WELCH ST BK OKLA CD 0.70000% 02/17/2017 FDIC INSURED CPN PMT MONTHLY Next Interest Payable: 07/18/16 Estimated Yield 0.69% Accrued Interest $62.33 Average Unit Cost $1.00 Adjusted Cost Basis	949095AR4 CASH	250,000	$1.00257	$250,642.50	$1,750.00	$250,000.00 $250,000.00	 D	 $642.50
BBCN BK LOS ANGELES CA 0.75000% 02/21/2017 CD FDIC INSURED CPN PMT MONTHLY Next Interest Payable: 07/20/16 Estimated Yield 0.74% Accrued Interest $56.51 Average Unit Cost $1.00 Adjusted Cost Basis	073296BL8 CASH	250,000	$1.00103	$250,257.50	$1,875.00	$250,000.00 $250,000.00	 D	 $257.50
CENTENNIAL BK CENTENNIAL CO CD 1.05000% 10/30/2017 FDIC INSURED CPN PMT SEMI-ANNUAL ON JUL 29, JAN 29 1ST CPN DTE 07/29/2016 Next Interest Payable: 07/29/16 Estimated Yield 1.04% Accrued Interest $1098.67 Average Unit Cost $1.00 Adjusted Cost Basis	15136JCG6 CASH	248,000	$1.00262	$248,649.76	$2,604.00	$248,000.00 $248,000.00	 D	 $649.76

HOLDINGS > FIXED INCOME *continued*

Description	Symbol/Cusip Account Type	Quantity	Estimated Price on 06/30/16	Estimated Current Market Value	Estimated Annual Income	Total Cost Basis		Unrealized Gain (Loss)
BMO HARRIS BK NATL ASSN CHICAG CD 1.10000% 01/19/2018 FDIC INSURED CPN PMT SEMI-ANNUAL ON JUL 20, JAN 20 1ST CPN DTE 07/20/2016 Next Interest Payable: 07/20/16 Estimated Yield 1.09% Accrued Interest $1218.26 Average Unit Cost $1.00	05581WCD5 CASH	248,000	$1.00794	$249,969.12	$2,728.00	$248,000.00		
Adjusted Cost Basis						$248,000.00	D	$1,969.12
ALLY BK MIDVALE UTAH CD 1.40000% 01/22/2018 FDIC INSURED CPN PMT SEMI-ANNUAL ON JUL 22, JAN 22 Next Interest Payable: 07/22/16 Estimated Yield 1.39% Accrued Interest $1543.84 Average Unit Cost $1.00	02006LND1 CASH	250,000	$1.00745	$251,862.50	$3,500.00	$250,000.00		
Adjusted Cost Basis						$250,000.00	D	$1,862.50
CAPITAL ONE BK USA NATL ASSN 1.25000% 01/22/2018 CD FDIC INSURED CPN PMT SEMI-ANNUAL ON JUL 22, JAN 22 Next Interest Payable: 07/22/16 Estimated Yield 1.24% Accrued Interest $1378.42 Average Unit Cost $1.00	140420RH5 CASH	250,000	$1.00516	$251,290.00	$3,125.00	$250,000.00		
Adjusted Cost Basis						$250,000.00	D	$1,290.00
GOLDMAN SACHS BK USA NY CD 1.40000% 01/22/2018 FDIC INSURED CPN PMT SEMI-ANNUAL ON JUL 21, JAN 21 Next Interest Payable: 07/21/16 Estimated Yield 1.39% Accrued Interest $1553.42 Average Unit Cost $1.00	38148JHX2 CASH	250,000	$1.00745	$251,862.50	$3,500.00	$250,000.00		
Adjusted Cost Basis						$250,000.00	D	$1,862.50

HOLDINGS > FIXED INCOME *continued*

Description	Symbol/Cusip Account Type	Quantity	Estimated Price on 06/30/16	Estimated Current Market Value	Estimated Annual Income	Total Cost Basis		Unrealized Gain (Loss)
BMW BK NORTH AMER SALT LAKE 1.35000% 01/23/2018 CD FDIC INSURED CPN PMT SEMI-ANNUAL ON JUL 23, JAN 23 Next Interest Payable: 07/23/16 Estimated Yield 1.34% Accrued Interest $1479.45 Average Unit Cost $1.00 Adjusted Cost Basis	05580ABB9 CASH	250,000	$1.00669	$251,672.50	$3,375.00	$250,000.00 $250,000.00	 D	 $1,672.50
DISCOVER BK CD 1.30000% 01/29/2018 FDIC INSURED CPN PMT SEMI-ANNUAL ON JUL 28, JAN 28 Next Interest Payable: 07/28/16 Estimated Yield 1.29% Accrued Interest $1380.14 Average Unit Cost $1.00 Adjusted Cost Basis	254672GB8 CASH	250,000	$1.00594	$251,485.00	$3,250.00	$250,000.00 $250,000.00	 D	 $1,485.00
ISRAEL DISC BK NEW YORK N Y CD 1.25000% 01/29/2018 FDIC INSURED CPN PMT SEMI-ANNUAL ON JUL 28, JAN 28 1ST CPN DTE 07/28/2016 Next Interest Payable: 07/28/16 Average Unit Cost $1.00	465076JE8 CASH	248,000	$1.00641	$249,589.68		$248,000.00		$1,589.68
SALLIE MAE BK SLT LAKE CITY UT CD 1.20000% 01/29/2018 FDIC INSURED CPN PMT SEMI-ANNUAL ON JUL 27, JAN 27 1ST CPN DTE 07/27/2016 Next Interest Payable: 07/27/16 Estimated Yield 1.19% Accrued Interest $1271.93 Average Unit Cost $1.00 Adjusted Cost Basis	795450XV2 CASH	248,000	$1.00641	$249,589.68	$2,976.00	$248,000.00 $248,000.00	 D	 $1,589.68

HOLDINGS > FIXED INCOME *continued*

Description	Symbol/Cusip Account Type	Quantity	Estimated Price on 06/30/16	Estimated Current Market Value	Estimated Annual Income	Total Cost Basis		Unrealized Gain (Loss)
SYNOVUS BK COLUMBUS GA 1.10000% 01/29/2018 CD FDIC INSURED CPN PMT SEMI-ANNUAL ON JUL 29, JAN 29 Next Interest Payable: 07/29/16 Estimated Yield 1.09% Accrued Interest $1160.27 Average Unit Cost $1.00	87164DGM6 CASH	250,000	$1.00284	$250,710.00	$2,750.00	$250,000.00		
Adjusted Cost Basis						$250,000.00	D	$710.00
AMERICAN EXPRESS CENTRN 1.30000% 01/30/2018 CD FDIC INSURED CPN PMT SEMI-ANNUAL ON JUL 30, JAN 30 Next Interest Payable: 08/01/16 Estimated Yield 1.29% Accrued Interest $1362.33 Average Unit Cost $1.00	02587DXC7 CASH	250,000	$1.00594	$251,485.00	$3,250.00	$250,000.00		
Adjusted Cost Basis						$250,000.00	D	$1,485.00
CARDINAL BK NATL ASSN VA 1.10000% 01/30/2018 CD FDIC INSURED CPN PMT MONTHLY Next Interest Payable: 07/30/16 Estimated Yield 1.09% Accrued Interest $22.60 Average Unit Cost $1.00	14147VEK8 CASH	250,000	$1.00285	$250,712.50	$2,750.00	$250,000.00		
Adjusted Cost Basis						$250,000.00	D	$712.50
CUSTOMERS BK PHOENIXVILLE PA 1.15000% 01/30/2018 CD FDIC INSURED CPN PMT MONTHLY Next Interest Payable: 07/30/16 Estimated Yield 1.14% Accrued Interest $23.63 Average Unit Cost $1.00	23204HCK2 CASH	250,000	$1.00362	$250,905.00	$2,875.00	$250,000.00		
Adjusted Cost Basis						$250,000.00	D	$905.00

HOLDINGS > FIXED INCOME *continued*

Description	Symbol/Cusip Account Type	Quantity	Estimated Price on 06/30/16	Estimated Current Market Value	Estimated Annual Income	Total Cost Basis		Unrealized Gain (Loss)
MEDALLION BK UTAH CD 1.15000% 01/30/2018 FDIC INSURED CPN PMT SEMI-ANNUAL ON JUL 30, JAN 30 Next Interest Payable: 07/30/16 Estimated Yield 1.14% Accrued Interest $1205.14 Average Unit Cost $1.00	58403BU87 CASH	250,000	$1.00361	$250,902.50	$2,875.00	$250,000.00		
Adjusted Cost Basis						$250,000.00	D	$902.50
FARM BUR BK FSB NV CD 1.05000% 02/02/2018 FDIC INSURED CPN PMT MONTHLY Next Interest Payable: 07/02/16 Estimated Yield 1.04% Accrued Interest $208.56 Average Unit Cost $1.00	307660JC5 CASH	250,000	$1.00205	$250,512.50	$2,625.00	$250,000.00		
Adjusted Cost Basis						$250,000.00	D	$512.50
BANK OF GEORGETOWN WASH DC CD 1.00000% 02/12/2018 FDIC INSURED CPN PMT SEMI-ANNUAL ON AUG 12, FEB 12 1ST CPN DTE 08/12/2016 Next Interest Payable: 08/12/16 Estimated Yield 0.99% Accrued Interest $951.23 Average Unit Cost $1.00	06424XCB6 CASH	248,000	$1.00662	$249,641.76	$2,480.00	$248,000.00		
Adjusted Cost Basis						$248,000.00	D	$1,641.76
STEARNS BK NA ST CLOUD MN CD 1.00000% 02/12/2018 FDIC INSURED CPN PMT MONTHLY Next Interest Payable: 07/12/16 Estimated Yield 0.99% Accrued Interest $129.10 Average Unit Cost $1.00	857894QQ5 CASH	248,000	$1.00582	$249,443.36	$2,480.00	$248,000.00		
Adjusted Cost Basis						$248,000.00	D	$1,443.36

HOLDINGS > FIXED INCOME *continued*

Description	Symbol/Cusip Account Type	Quantity	Estimated Price on 06/30/16	Estimated Current Market Value	Estimated Annual Income	Total Cost Basis		Unrealized Gain (Loss)
LANDMARK CMNTY BK TN CD 1.05000% 02/13/2018 FDIC INSURED CPN PMT MONTHLY Next Interest Payable: 07/13/16 Estimated Yield 1.04% Accrued Interest $129.45 Average Unit Cost $1.00 Adjusted Cost Basis	51507LAS3 CASH	250,000	$1.00199	$250,497.50	$2,625.00	$250,000.00 $250,000.00	 D	 $497.50
BANK NORTH CAROLINA NC CD 1.05000% 02/20/2018 FDIC INSURED CPN PMT MONTHLY Next Interest Payable: 07/19/16 Estimated Yield 1.04% Accrued Interest $85.61 Average Unit Cost $1.00 Adjusted Cost Basis	06414QXP9 CASH	248,000	$1.00599	$249,485.52	$2,604.00	$248,000.00 $248,000.00	 D	 $1,485.52
EAGLEBANK BETHESDA MD CD 1.00000% 02/20/2018 FDIC INSURED CPN PMT MONTHLY Next Interest Payable: 07/19/16 Estimated Yield 0.99% Accrued Interest $82.19 Average Unit Cost $1.00 Adjusted Cost Basis	27002YCS3 CASH	250,000	$1.00583	$251,457.50	$2,500.00	$250,000.00 $250,000.00	 D	 $1,457.50
KEY BK NATL ASSN OHIO CD 1.15000% 02/20/2018 FDIC INSURED CPN PMT SEMI-ANNUAL ON AUG 17, FEB 17 1ST CPN DTE 08/17/2016 Next Interest Payable: 08/17/16 Estimated Yield 1.14% Accrued Interest $1054.85 Average Unit Cost $1.00 Adjusted Cost Basis	49306SWE2 CASH	248,000	$1.00598	$249,483.04	$2,852.00	$248,000.00 $248,000.00	 D	 $1,483.04

HOLDINGS > FIXED INCOME *continued*

Description	Symbol/Cusip Account Type	Quantity	Estimated Price on 06/30/16	Estimated Current Market Value	Estimated Annual Income	Total Cost Basis		Unrealized Gain (Loss)
COMMUNITY FINL SVCS BK KY CD 1.05000% 05/17/2018 FDIC INSURED CPN PMT MONTHLY Next Interest Payable: 07/17/16 Estimated Yield 1.04% Accrued Interest $99.88 Average Unit Cost $1.00 Adjusted Cost Basis	20364ABC8 CASH	248,000	$1.00823	$250,041.04	$2,604.00	$248,000.00 $248,000.00	 D	 $2,041.04
FIRSTBANK PR SANTURCE CD 1.35000% 07/30/2018 FDIC INSURED CPN PMT MONTHLY Next Interest Payable: 07/29/16 Estimated Yield 1.33% Accrued Interest $18.35 Average Unit Cost $1.00 Adjusted Cost Basis	33767AUS8 CASH	248,000	$1.0095	$250,356.00	$3,348.00	$248,000.00 $248,000.00	 D	 $2,356.00
ORIENTAL B&T SAN JUAN PR CD 1.30000% 08/10/2018 FDIC INSURED CPN PMT SEMI-ANNUAL ON AUG 10, FEB 10 1ST CPN DTE 08/10/2016 Next Interest Payable: 08/10/16 Estimated Yield 1.28% Accrued Interest $1254.27 Average Unit Cost $1.00 Adjusted Cost Basis	686184WR9 CASH	248,000	$1.00949	$250,353.52	$3,224.00	$248,000.00 $248,000.00	 D	 $2,353.52
FIRST FINL NORTHWEST BK RENTON CD 1.15000% 08/20/2018 FDIC INSURED CPN PMT MONTHLY Next Interest Payable: 07/19/16 Estimated Yield 1.13% Accrued Interest $93.76 Average Unit Cost $1.00 Adjusted Cost Basis	32022MAG3 CASH	248,000	$1.00974	$250,415.52	$2,852.00	$248,000.00 $248,000.00	 D	 $2,415.52
Total CDs		**9,970,000**		**$10,012,754.90**	**$91,877.00**	**$9,970,000.00**		**$42,754.90**
Total Fixed Income		**9,970,000**		**$10,012,754.90**	**$91,877.00**	**$9,970,000.00**		**$42,754.90**

HOLDINGS *continued*

	Quantity	Price on 06/30/16	Current Market Value	Estimated Annual Income	Total Cost Basis	Unrealized Gain (Loss)
Total Securities			**$10,012,754.90**	**$91,877.00**	**$9,970,000.00**	**$42,754.90**
TOTAL PORTFOLIO VALUE			**$10,034,678.42**	**$91,877.00**	**$9,970,000.00**	**$42,754.90**

Activity

CORE FUND ACTIVITY

Settlement Date	Account Type	Transaction	Description	Quantity	Amount
06/01/16	CASH	YOU BOUGHT	FEDERATED US TREAS OBLIGATION INSTIT @ 1	278.66	($278.66)
06/02/16	CASH	YOU BOUGHT	FEDERATED US TREAS OBLIGATION INSTIT @ 1	222.95	($222.95)
06/06/16	CASH	YOU BOUGHT	FEDERATED US TREAS OBLIGATION INSTIT @ 1	148.63	($148.63)
06/13/16	CASH	YOU BOUGHT	FEDERATED US TREAS OBLIGATION INSTIT @ 1	582.21	($582.21)
06/17/16	CASH	YOU BOUGHT	FEDERATED US TREAS OBLIGATION INSTIT @ 1	221.16	($221.16)
06/20/16	CASH	YOU BOUGHT	FEDERATED US TREAS OBLIGATION INSTIT @ 1	983.59	($983.59)
06/23/16	CASH	YOU BOUGHT	FEDERATED US TREAS OBLIGATION INSTIT @ 1	477.75	($477.75)

CORE FUND ACTIVITY *continued*

Settlement Date	Account Type	Transaction	Description	Quantity	Amount
06/27/16	CASH	YOU BOUGHT	FEDERATED US TREAS OBLIGATION INSTIT @ 1	159.25	($159.25)
06/29/16	CASH	YOU BOUGHT	FEDERATED US TREAS OBLIGATION INSTIT @ 1	284.35	($284.35)
06/30/16	CASH	YOU SOLD	FEDERATED US TREAS OBLIGATION INSTIT @ 1	(3,083.37)	$3,083.37
TOTAL CORE FUND ACTIVITY					**($275.18)**

ACTIVITY > ADDITIONS AND WITHDRAWALS > OTHER ADDITIONS AND WITHDRAWALS

Date	Account Type	Transaction	Description	Quantity	Amount
Other Additions and Withdrawals					
06/30/16	CASH	WIRE TRANS TO BANK	WD51013021		($3,868.99)
Total Other Additions and Withdrawals					**($3,868.99)**
TOTAL ADDITIONS AND WITHDRAWALS					**($3,868.99)**

ACTIVITY > INCOME > TAXABLE INCOME

Settlement Date	Account Type	Transaction	Description	Quantity	Amount
Taxable Dividends					
05/31/16	CASH	DIVIDEND RECEIVED	FEDERATED US TREAS OBLIGATION INSTIT DIVIDEND RECEIVED		$3.48
Total Taxable Dividends					**$3.48**

Taxable Interest

ACTIVITY> INCOME > TAXABLE INCOME *continued*

Settlement Date	Account Type	Transaction	Description	Quantity	Amount
05/29/16	CASH	INTEREST	FIRSTBANK PR SANTURCE CD 1.35000% 07/30/2018		$275.18
06/02/16	CASH	INTEREST	FARM BUR BK FSB NV CD 1.05000% 02/02/2018		$222.95
06/06/16	CASH	INTEREST	PLATINUM BK BRANDON FLA 0.70000% 02/06/2017 CD		$148.63
06/11/16	CASH	INTEREST	WINTER HILL BANK FSB 0.70000% 02/10/2017		$148.63
06/12/16	CASH	INTEREST	STEARNS BK NA ST CLOUD MN CD 1.00000% 02/12/2018		$210.63
06/13/16	CASH	INTEREST	LANDMARK CMNTY BK TN CD 1.05000% 02/13/2018		$222.95
06/17/16	CASH	INTEREST	COMMUNITY FINL SVCS BK KY CD 1.05000% 05/17/2018		$221.16
06/18/16	CASH	INTEREST	WELCH ST BK OKLA CD 0.70000% 02/17/2017		$148.63
06/19/16	CASH	INTEREST	BANK NORTH CAROLINA NC CD 1.05000% 02/20/2018		$221.16
06/19/16	CASH	INTEREST	EAGLEBANK BETHESDA MD CD 1.00000% 02/20/2018		$212.33
06/19/16	CASH	INTEREST	FIRST FINL NORTHWEST BK RENTON CD 1.15000% 08/20/2018		$242.22
06/20/16	CASH	INTEREST	BBCN BK LOS ANGELES CA 0.75000% 02/21/2017 CD		$159.25

ACTIVITY > INCOME > TAXABLE INCOME *continued*

Settlement Date	Account Type	Transaction	Description	Quantity	Amount
06/23/16	CASH	INTEREST	BANK RHODE IS PROVIDENCE RI 0.75000% 01/23/2017 CD		$159.25
06/23/16	CASH	INTEREST	BROOKLINE BK MASS CD 0.75000% 01/23/2017		$159.25
06/23/16	CASH	INTEREST	FIRST IPSWICH BANCORP 0.75000% 01/23/2017 CD		$159.25
06/27/16	CASH	INTEREST	SOUTHWEST BK FT WORTH TEX 0.75000% 01/27/2017 CD		$159.25
06/29/16	CASH	INTEREST	FIRSTBANK PR SANTURCE CD 1.35000% 07/30/2018		$284.35
06/30/16	CASH	INTEREST	BIDDEFORD SVGS BANK CD 0.70000% 01/30/2017		$148.63
06/30/16	CASH	INTEREST	CARDINAL BK NATL ASSN VA 1.10000% 01/30/2018 CD		$233.56
06/30/16	CASH	INTEREST	CUSTOMERS BK PHOENIXVILLE PA 1.15000% 01/30/2018 CD		$244.18
06/30/16	CASH	INTEREST	MERRICK BK SOUTH JORDAN UTAH 0.75000% 01/30/2017 CD		$159.25
Total Taxable Interest					**$4,140.69**
Total Taxable Income					**$4,144.17**
TOTAL INCOME					**$4,144.17**

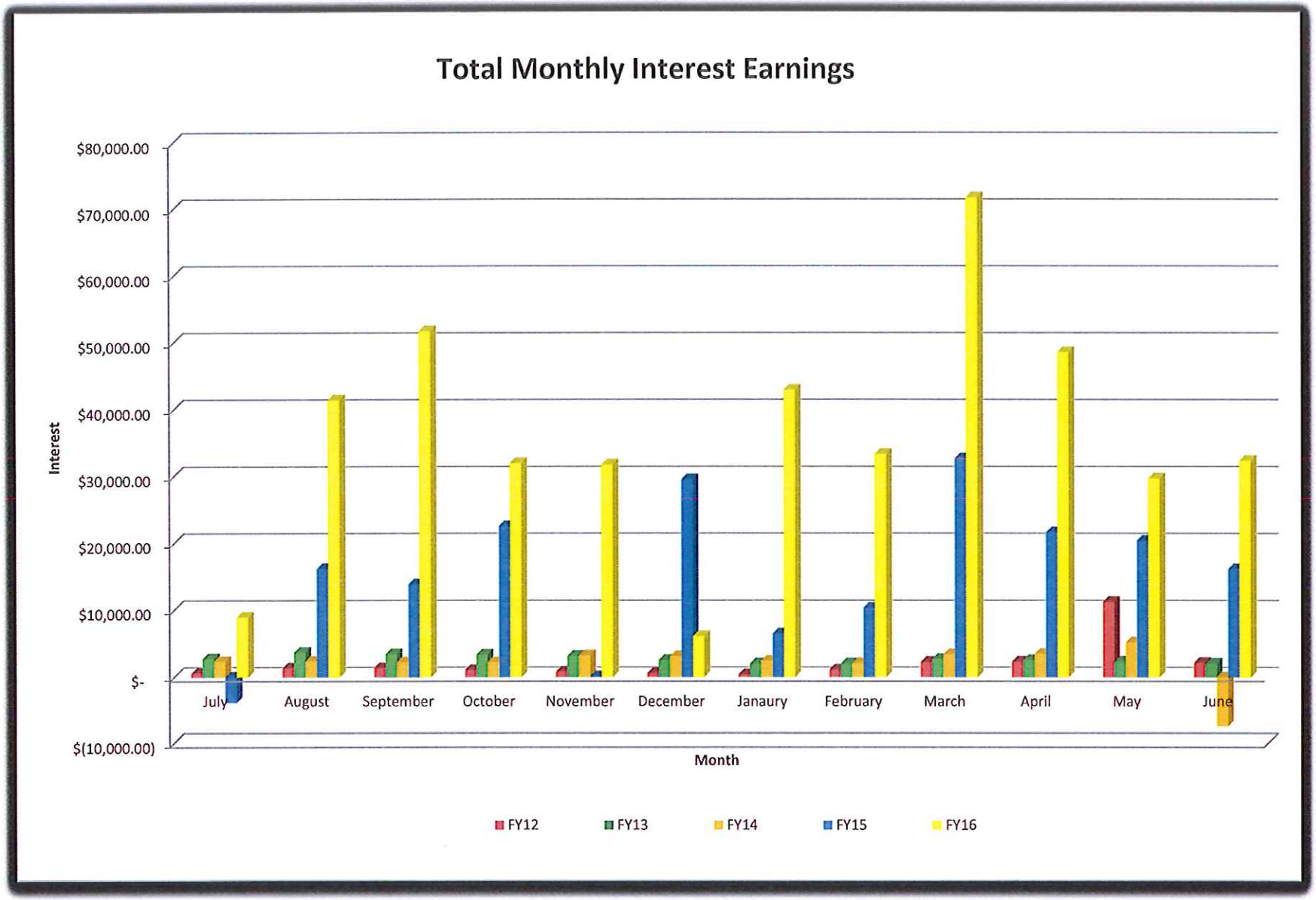
Total Monthly Interest Earnings
$80,000.00
$70,000.00
$60,000.00
$50,000.00
$40,000.00
$30,000.00
$20,000.00
$10,000.00
$-
$(10,000.00)
Interest
July
August
September
October
November
December
Janaury
February
March
April
May
June
Month
FY12
FY13
FY14
FY15
FY16

F I N A N C I A L S U M M A R Y R E P O R T

Processing Month: June 2016

MEDINA CITY SCHOOL DISTRICT

Fnd	Scc	Description	Beginning Balance	MTD Revenues	FYTD Revenues	MTD Expenditures	FYTD Expenditures	Current Available Balance
001	0000	GENERAL FUND	32,985,704.11	1,814,714.87	72,144,573.37	5,773,393.99	67,418,180.16	37,712,097.32
002	0000	BOND RETIREMENT	1,142,438.94	.00	1,444,811.39	.00	1,418,561.05	1,168,689.28
002	9000	BOND RETIREMENT - NEW ELE	3,755,170.16	.00	4,216,727.10	.00	4,219,418.10	3,752,479.16
002	9012	LOCAL SALES TAX RETIREMEN	516,013.06	.00	1,273,669.06	.00	1,687,432.12	102,250.00
002	9014	CONSOLIDATION - ENERGY &	.00	.00	348,731.25	.00	348,731.18	.07
003	0000	PERMANENT IMPROVEMENT FUN	4,628.88	.00	.00	.00	.00	4,628.88
003	9000	PERMANENT IMPROVEMENT FUN	989.14	.00	.00	.00	.00	989.14
003	9001	MEDINA CITY REC CENTER-PE	335,565.38	.00	138,000.00	.00	7,171.12	466,394.26
006	0000	LUNCHROOM FUND	82,888.99	273,753.53	2,270,101.16	229,290.67	2,263,288.61	89,701.54
007	9004	COLLINS SCHOLARSHIP/POST-	2,000.97	.00	15,000.00	.00	17,000.00	.97
007	9110	ART TRUST - GARFIELD	9,815.51	.00	93.75	.00	.00	9,909.26
007	9111	CHARLES STANGEL SCHOLARSH	.00	.00	1,000.00	1,000.00	1,000.00	.00
007	9333	RIOS STUDENT LEADER SCHOL	26,013.84	9.28	4,226.65	.00	3,500.00	26,740.49
007	9901	BIXLER SCHOLARSHIP FUND	125.00	.00	.00	.00	.00	125.00
008	9002	KANEHL MUSIC TRUST	33,215.76	1,225.16-	5,006.18-	.00	250.00	27,959.58
008	9003	RICHARD HOFFMAN COLLINS M	596,399.00	39,300.94	21,301.21-	.00	32,750.00	542,347.79
008	9112	ELAINE BUSHMAN FUND	17,183.92	11.45	423.69-	.00	125.00	16,635.23
009	9000	STAR	.00	8.25	17,604.75	10,870.25	10,870.25	6,734.50
009	9110	UNIFORM SUPPLIES GARFIELD	15,470.83	35.00	4,943.44	550.05	11,536.70	8,877.57
009	9120	UNIFORM SUPPLIES - CANAVA	15,163.54	.00	11,049.59	718.66	11,866.76	14,346.37
009	9130	UNIFORM SUPPLIES - FENN	29,246.19	50.00	10,901.90	30.56	12,442.73	27,705.36
009	9140	UNIFORM SUPPLIES - HERITA	11,627.57	.00	9,453.72	.00	12,900.33	8,180.96
009	9160	UNIFORM SUPPLIES - BLAKE	2,577.72	91.75	13,517.00	.00	13,690.48	2,404.24
009	9170	UNIFORM SUPPLIES - RALPH	10,591.78	35.00	15,622.45	.00	15,567.12	10,647.11
009	9180	UNIFORM SUPPLIES - ELIZA	7,930.10	7.00-	14,002.41	68.27	11,162.45	10,770.06
009	9200	UNIFORM SUPPLIES - CLAGGE	91,614.98	82.00	24,374.34	48.58	47,546.58	68,442.74
009	9210	UNIFORM SUPPLIES - A.I. R	38,239.36	93.00	24,943.12	661.57	43,666.63	19,515.85
009	9300	UNIFORM SUPPLIES - SENIOR	85,426.43	135.50	91,923.75	8,834.81	108,092.71	69,257.47
009	9304	AVIATION/PHOTOGAPHY	3.87	.00	.00	.00	.00	3.87
014	9015	MEDINA CNTY JUV DET CNTR	57,622.71	.00	56,533.60	.00	114,156.31	.00
014	9016	MEDINA CNTY JUV DET CNTR	.00	85,451.15	325,445.52	20,707.97	232,111.33	93,334.19
014	9111	CFIT FY11	5,550.01	.00	.00	.00	.00	5,550.01
014	9115	EVOLVE FY 15	240,778.90	.00	5,730.91	2.03	225,985.41	20,524.40
014	9116	EVOLVE FY 16	.00	66,500.00	840,249.34	111,756.63	543,651.95	296,597.39
016	0000	EMERGENCY LEVY	7,001,465.00	.00	7,031,705.83	256,482.72	3,368,724.36	10,664,446.47
018	0000	PRINT SHOP	6,613.33	.00	70.00	.00	.00	6,683.33
018	9000	PUBLIC SCHOOL SUPPORT - S	16.70	.00	.00	.00	.00	16.70
018	9110	PRINCIPAL'S FUND - GARFIE	36,689.23	.00	3,962.94	1,392.82	6,906.94	33,745.23
018	9111	GARFIELD SCHOOL STORE	1,034.70	.00	.00	74.70	167.40	867.30
018	9113	GARFIELD MEDIA CENTER	741.60	.00	47.70	143.54	143.54	645.76
018	9120	PRINCIPAL - CANAVAN	53,473.21	44.00	12,403.31	2,068.16	16,383.36	49,493.16
018	9122	CANAVAN SCHOOL STORE	586.69	.00	.00	.00	.00	586.69
018	9123	BOOK FAIR - CANAVAN	10,140.97	.00	5,255.26	485.20	6,037.47	9,358.76
018	9130	PRINCIPAL - FENN	36,499.52	562.66	12,350.65	3,191.39	8,701.31	40,148.86
018	9132	FENN SCHOOL STORE	465.46	.00	1,070.63	.00	628.71	907.38
018	9133	BOOK FAIR - FENN	7,985.13	33.59-	104.85	.00	.00	8,089.98

Fnd	Scc	Description	Beginning Balance	MTD Revenues	FYTD Revenues	MTD Expenditures	FYTD Expenditures	Current Available Balance
018	9135	MEDINA SKI TEAM - DISTRIC	3,697.68	.00	.00	.00	3,804.00-	7,501.68
018	9140	PRINCIPAL'S FUND - HERITA	33,209.13	173.38	12,565.30	1,426.27	17,609.49	28,164.94
018	9143	HERITAGE MEDIA CENTER	15,889.77	.00	5,270.37	640.23	5,680.61	15,479.53
018	9160	PRINCIPAL'S FUND - H G BL	41,839.02	880.90	14,289.66	1,996.99	13,208.87	42,919.81
018	9161	LEADER IN ME - BLAKE	.00	2,739.00	3,656.43	.00	.00	3,656.43
018	9163	BLAKE MEDIA CENTER	11,996.03	9.99-	4,973.32	863.51	863.51	16,105.84
018	9164	FIELD TRIPS/BLAKE ELEMENT	.34	.00	.00	.00	.34	.00
018	9170	PRINCIPALS FUND - RALPH W	57,398.38	40.00	24,845.24	1,227.03	13,976.82	68,266.80
018	9171	WAITE SCHOOL STORE	50.00	.00	.00	.00	.00	50.00
018	9173	MEDIA CENTER RALPH WAITE	2,131.66	.00	8,616.84	.00	5,500.00	5,248.50
018	9174	FIELD TRIPS RALPH WAITE E	7,014.87	.00	4,374.10	.00	.00	11,388.97
018	9180	PRINCIPALS FUND ELIZA NOR	33,705.90	.00	15,755.75	1,446.44-	10,019.97	39,441.68
018	9181	NORTHROP ELEMENTARY SCHOO	1,245.07	10.38	265.38	.00	208.99-	1,719.44
018	9183	MEDIA CENTER ELIZA NORTHR	4,837.73	81.75	5,750.32	.00	4,507.46	6,080.59
018	9184	FIELD TRIPS ELIZA NORTHRO	146.00	.00	.00	.00	.00	146.00
018	9200	PRINCIPAL'S FUND - CLAGGE	90,652.59	5,076.79	29,089.78	14,217.66	29,021.36	90,721.01
018	9201	CLAGGETT M.S. - WASHINGTO	77.09	.00	.00	77.09	77.09	.00
018	9203	CLAGGETT M.S. MEDIA CENTE	4,504.98	15.99-	4,828.67	1,003.38	5,858.90	3,474.75
018	9210	PRINCIPAL'S FUND - ROOT M	17,036.27	.00	23,973.24	5,180.99	22,486.99	18,522.52
018	9211	ROOT M.S. MEDIA CENTER	9,135.80	.00	4,186.99	84.47	5,063.51	8,259.28
018	9212	ROOT M.S. - WASHINGTON TR	355.00	.00	.00	.00	.00	355.00
018	9300	PRINCIPAL'S FUND - SENIOR	41,353.09	4,050.60-	64,733.48	729.84	24,050.47	82,036.10
018	9301	MEDIA CENTER FUND	1,163.30	179.50	209.50	.00	.00	1,372.80
018	9302	SPECIAL FUNDRAISER - SENI	37,086.18	.00	.00	.00	.00	37,086.18
018	9303	PERFORMING ARTS	89,352.93	14,972.00	59,991.00	3,004.05	38,255.95	111,087.98
018	9304	BATTLING BEES BOOKSTORE	11,177.88	.00	9,972.87	170.00	8,698.23	12,452.52
018	9305	FLEXIBLE CREDIT FUND	6,682.04	50.00	650.00	30.05	207.37	7,124.67
018	9900	INSERVICE - CENTRAL	3,702.01	.00	.00	.00	.00	3,702.01
018	9901	PUBLIC SCHOOL SUPPORT - I	16,599.32	.00	.00	167.25	6,479.97	10,119.35
018	9902	INSERVICE - SUPERINTENDEN	24,720.92	.00	.00	.00	.00	24,720.92
018	9903	BOARD/STUDENT DEVELOPMENT	2,800.00	.00	.00	.00	.00	2,800.00
018	9904	WELLNESS FUND	502.00	.00	.00	.00	.00	502.00
018	9905	PUBLIC SCHOOL SUPPORT/STU	51,080.15	.00	16,000.00	1,507.61	18,946.03	48,134.12
018	9906	COMMUNICATIONS - PUBLIC S	1,597.53	202.10	1,452.10	39.94	2,544.94	504.69
018	9910	MAINTENANCE DEPARTMENT	3,902.36	.00	.00	.00	.00	3,902.36
018	9920	TRSP FUND	3,290.70	.00	.00	.00	408.52	2,882.18
018	9930	Resource Connection	1,500.00	.00	.00	.00	.00	1,500.00
019	9016	MCDAC GRANT FY16	.00	.00	82,368.00	.00	82,368.00	.00
019	9018	LOWE'S LIGHT UP GARFIELD	48.08	.00	.00	.00	.00	48.08
019	9020	RIF PROGRAM GRANT - NORTH	400.73	.00	.00	.00	.00	400.73
019	9021	JENNINGS - BLAKE - BRYNIA	.82	.00	.00	.00	.00	.82
019	9023	PUBLIC EDUCATION LEADERSH	11,650.00	.00	4,528.60	.00	16,178.59	.01
019	9029	MARTHA HOLDEN JENNINGS GR	6.82	.00	.00	.00	.00	6.82
019	9030	PERFORMANCE BASED ASSESSM	79.76	.00	.00	.00	.00	79.76
019	9031	PBA FY11	256.96	.00	.00	.00	.00	256.96
019	9113	ACS-HACH CHEMISTRY GRANT	96.34	.00	.00	.00	.00	96.34

Fnd	Scc	Description	Beginning Balance	MTD Revenues	FYTD Revenues	MTD Expenditures	FYTD Expenditures	Current Available Balance
019	9180	PPG INNOVATIVE CLASSROOM	.00	.00	999.00	.00	983.69	15.31
019	9213	VIDEO CLUB GRANT - MHS	2.82	.00	.00	.00	.00	2.82
019	9313	JENNINGS - NORTHROP - MIL	13.86	.00	.00	.00	.00	13.86
019	9413	3M AND OTHER GRANT	152.03	.00	.00	.00	.00	152.03
019	9513	NEA STUDENT ACHIEVEMENT G	191.88	.00	.00	.00	.00	191.88
019	9613	FUEL UP - CONDOSTA - ROOT	1,393.05	.00	175.00	500.00	500.00	1,068.05
019	9715	FUEL UP - BLAKE - FY15	227.94	.00	.00	123.88	199.37	28.57
019	9816	PPG INDUSTRIES GRANT HS	.00	.00	1,000.00	.00	1,000.00	.00
020	9001	TRANSPORTATION ENTERPRISE	48,725.80	1,191.86	28,032.43	30.47	26,018.73	50,739.50
022	9000	Unclaimed funds	16,813.95	.00	3,844.03	.00	.00	20,657.98
022	9093	DIVERSION PROGRAM FED MON	1,000.00	.00	.00	.00	.00	1,000.00
022	9094	DIVERSION PROGRAM - FED.	1,000.00	.00	.00	.00	.00	1,000.00
022	9300	OH HIGH SCHOOL ATH ASSOC	302.10	376.18	66,493.57	4,356.72	66,398.77	396.90
024	9001	MEDICAL AND DRUG/SELF INS	5,476,794.78	658,983.45	7,834,214.33	542,859.98	7,744,993.20	5,566,015.91
024	9002	DENTAL SELF INSURANCE FUN	441,208.08	49,780.78	593,593.02	50,899.20	606,145.80	428,655.30
024	9094	FLEX PRO	35,506.54	.00	.00	508.20	6,804.30	28,702.24
027	0000	WORKMANS COMP.-SELF INS	122,973.34	14,619.74	145,654.14	904.83	109,988.47	158,639.01
071	9013	LOCAL SALES TAX PERMANENT	1,993,016.37	.00	3,047,053.27	2,079.00	2,265,355.43	2,774,714.21
200	9110	GARFIELD STUDENT COUNCIL/	1,602.85	1.44	142.98	60.93	202.02	1,543.81
200	9121	ELLA CANAVAN STUDENT COUN	1,101.35	.75	310.38	54.16	614.22	797.51
200	9134	FENN STUDENT BUSINESS	5.48	.00	2.96	.00	.00	8.44
200	9140	STUDENT COUNCIL - HERITAG	143.89	.14	1.54	.00	.00	145.43
200	9184	NORTHRUP ELEMENTARY STUDE	46.08	.04	.48	.00	.00	46.56
200	9185	K-KIDS KIWANIS ACTIVITY C	2,571.62	3.27	2,261.74	40.53	1,341.64	3,491.72
200	9202	CLAGGETT MIDDLE SCH. STUD	7,189.84	4.56	1,744.67	205.00	4,060.88	4,873.63
200	9203	PEP CLUB - CLAGGETT MIDDL	1,343.49	.00	13.03	1,356.52	1,356.52	.00
200	9204	CLAGGETT MIDDLE SCHOOL CH	384.26	.00	3.72	387.96	387.96	.02
200	9205	CLAGGETT MIDDLE SCH. BUIL	1,646.11	1.54	293.73	.00	291.07	1,648.77
200	9208	MAT CLUB - CLAGGETT MIDDL	769.22	.00	7.32	776.54	776.54	.00
200	9209	CLAGGETT MIDDLE SCHOOL DR	10,536.75	12.63	6,619.70	.00	3,665.64	13,490.81
200	9211	WORK STUDY CLUB	100.50	.00	.97	101.47	101.47	.00
200	9213	ENVIRONMENTAL CLUB - CLAG	83.94	.00	.00	83.94	83.94	.00
200	9251	PEP CLUB - ROOT M.S.	634.34	.60	6.74	.00	.00	641.08
200	9252	CHEERLEADERS - ROOT M.S.	39.47	.04	.43	.00	.00	39.90
200	9253	BUILDERS' CLUB - ROOT M.S	3,091.64	2.92	32.89	.00	.00	3,124.53
200	9256	DRAMA CLUB - ROOT M.S.	1,754.36	2.69	4,020.93	.00	2,902.83	2,872.46
200	9257	ENVIRONMENTAL CLUB - ROOT	11.65	.01	.12	.00	.00	11.77
200	9258	STUDENT COUNCIL - ROOT M.	3,349.76	2.63	450.53	687.04	990.00	2,810.29
200	9301	YOUNG AMERICANS FOR FREED	53.23	.05	.57	.00	.00	53.80
200	9302	ART CLUB	130.16	.12	1.36	.00	.00	131.52
200	9303	AMERICAN FIELD SERVICE	352.06	.33	3.75	.00	.00	355.81
200	9304	CAREER ASSOCIATION	235.99	.22	2.51	.00	.00	238.50
200	9305	CHEMCLUB	.00	.00	290.00	.00	.00	290.00
200	9307	CHOIR	40,504.46	329.43	30,665.29	13,308.90	27,999.36	43,170.39
200	9308	COMPUTER CLUB	64.85	.33	2.92	.00	.00	67.77
200	9310	DELTA EPSILON PHI - NAT'L	.45	.00	.00	.00	.00	.45

Fnd	Scc	Description	Beginning Balance	MTD Revenues	FYTD Revenues	MTD Expenditures	FYTD Expenditures	Current Available Balance
200	9312	DRAMA CLUB	38,607.55	34.10	9,609.91	14.36-	11,782.37	36,435.09
200	9315	LEADER WITHIN U	268.99	.25	2.86	.00	.00	271.85
200	9316	FRENCH CLUB	8.71	.00	.00	.00	.00	8.71
200	9318	GIRLS LEADERSHIP CLUB	1,695.62	2.10	1,803.30	.00	1,253.61	2,245.31
200	9321	KEY CLUB	10,139.06	17.22	17,849.91	180.43	9,591.80	18,397.17
200	9323	MEDINAMITE	671.81	.63	5.43	300.00-	.00	677.24
200	9324	MEDINIAN	3,232.89	396.81	17,841.24	.00	3,116.40	17,957.73
200	9325	MUSIC - BAND	17,379.57	18.33	7,007.44	2,097.08-	2,253.88	22,133.13
200	9326	NATIONAL HONOR SOCIETY	3,854.55	5.96	3,198.97	442.06	690.40	6,363.12
200	9327	ORCHESTRA	17,507.53	18.99	2,781.23	.00	.00	20,288.76
200	9330	SCIENCE OLYMPIAD CLUB	132.99	.13	1.42	.00	.00	134.41
200	9331	SKI CLUB	2.87	.00	.00	.00	.00	2.87
200	9332	SPANISH CLUB	5,834.45	6.28	3,150.89	.00	2,277.40	6,707.94
200	9333	STUDENT COUNCIL	54,083.91	35.15	31,179.15	1,034.99	47,709.46	37,553.60
200	9334	WORK STUDY CLUB	4,619.68	4.88	596.44	.00	.00	5,216.12
200	9335	LATIN CLUB	1,456.47	1.62	1,611.68	50.61	1,338.10	1,730.05
200	9336	INTERACT ORGANIZATION	1,566.20	1.48	16.67	.00	.00	1,582.87
200	9337	AMERICAN SIGN LANGUAGE CL	.00	.09	150.09	.00	55.69	94.40
200	9339	SPEECH/DEBATE CLUB	5,063.38	12.20	28,538.41	.00	20,570.04	13,031.75
200	9340	S. A. D. D.	1,100.84	.86	802.48	.00	981.51	921.81
200	9345	INTERNATIONAL CLUB	4,654.18	4.40	49.53	.00	.00	4,703.71
200	9346	PENGUIN BOWL/NOSB	4.42	.00	340.00	.00	340.00	4.42
200	9350	TECHNOLOGY CLUB	1,201.55	.47	1,162.25	150.00	1,863.23	500.57
200	9351	THE JUNIOR STATESMEN OF A	1,159.58	1.10	12.34	.00	.00	1,171.92
200	9352	VIDEO CLUB - SR HI	10,631.06	1,181.94	1,745.67	.00	4,961.63	7,415.10
200	9353	CHINESE CLUB	670.71	.58	359.27	200.00	414.98	615.00
200	9355	GAY STRAIGHT ALLIANCE	602.76	.81	930.89	.00	640.75	892.90
200	9380	V O F T	44,944.78	12.99	9,467.73	.00	16,529.52	37,882.99
200	9408	CLASS OF 2008	66.00	.00	.00	66.00	66.00	.00
200	9412	CLASS OF 2012	2,655.86	.00	.00	2,655.86	2,655.86	.00
200	9413	CLASS OF 2013	706.03	.00	6.84	712.87	712.87	.00
200	9414	CLASS OF 2014	356.45	.00	3.46	359.91	359.91	.00
200	9415	CLASS OF 2015	1,415.24	.00	9.76	961.61	1,425.00	.00
200	9416	CLASS OF 2016	2,621.61	2.40	2,664.15	632.01	2,723.08	2,562.68
200	9417	CLASS OF 2017	3,465.30	281.67	42,958.73	16,645.85	39,296.56	7,127.47
200	9418	CLASS OF 2018	2,030.90	3.90	2,293.70	.00	153.34	4,171.26
200	9419	CLASS OF 2019	.00	2.33	2,492.78	.00	.00	2,492.78
200	9999	GENERIC STUDENT ACTIV. FD	.01	.00	.00	.00	.00	.01
300	0000	ATHLETIC FUND	176,816.39	46,721.72	369,949.30	560.73-	316,144.85	230,620.84
300	9121	WORLD WATCHER'S CLUB	7,362.04	.00	.00	.00	.00	7,362.04
300	9201	CLAGGETT MIDDLE SCH. BAND	23,254.29	.00	26,215.50	1,156.38	16,383.20	33,086.59
300	9202	CLAGGETT MIDDLE SCH. ORCH	223.00	.00	.00	.00	.00	223.00
300	9203	CLAGGETT MIDDLE SCHOOL LI	370.00	.00	.00	.00	.00	370.00
300	9204	CLAGGETT M.S. CHOIR FUND	634.10	.00	.00	.00	.00	634.10
300	9208	CLAGGETT - 6TH GRADE TRIP	15,381.50	2,217.17	102,216.17	.00	100,721.91	16,875.76
300	9250	ROOT M.S. BAND FUND	14,740.77	.00	20,804.75	1,153.22	14,943.80	20,601.72

Fnd	Scc	Description	Beginning Balance	MTD Revenues	FYTD Revenues	MTD Expenditures	FYTD Expenditures	Current Available Balance
300	9251	ROOT M.S. ORCHESTRA FUND	923.15	.00	.00	.00	.00	923.15
300	9252	ROOT M.S. CHOIR FUND	3,270.15	.00	.00	.00	.00	3,270.15
300	9253	ROOT M.S. BEEHIVE	.00	.00	239.30	.00	53.86	185.44
300	9258	ROOT - DISTRICT SUPERVISE	92,209.48	122.00-	112,129.30	1,527.50	103,710.00	100,628.78
300	9259	ROOT DANCE TEAM	528.00	.00	.00	.00	.00	528.00
300	9302	BOYS VOLLEYBALL	4,832.48	.00	3,396.00	.00	2,463.50	5,764.98
300	9303	HUDDLE/SHUDDLE	1,564.17	.00	1,390.00	265.38	1,454.18	1,499.99
300	9304	LINK CREW	3,563.95	80.00	2,764.00	327.70	2,326.22	4,001.73
300	9305	MHS DANCE TEAM	945.50	.00	754.00	.00	598.96	1,100.54
300	9306	MHS - DISTRICT SUPERVISED	.00	.00	119.70	.00	119.70	.00
300	9313	DRAMA/MUSICAL	23,452.15	.00	15,240.00	.00	16,498.50	22,193.65
300	9325	BAND - DISNEYLAND	9,300.98	.00	.00	.00	.00	9,300.98
300	9334	BEEHIVE CAFE	15,456.85	.00	15,167.05	199.56	10,870.13	19,753.77
300	9380	V O F T	640.58	.00	.00	.00	.00	640.58
300	9390	GLOBAL TRIPS	.00	.00	4,490.00	.00	4,490.00	.00
401	9000	ST FRANCIS - MOBILE UNIT	846.72-	269,658.73	269,658.73	15,000.00	268,812.01	.00
401	9015	AUXILIARY FUNDS/ST FRANCI	83,565.88	.00	.00	.00	83,565.88	.00
401	9016	AUXILIARY FUNDS/ST FRANCI	.00	68.18	387,069.90	53,547.71	314,216.08	72,853.82
401	9025	AUX FUNDS NURTURY FY15	5,645.69	.00	.00	.00	5,645.69	.00
401	9026	AUX FUNDS NURTURY	.00	5.77	14,935.54	503.04	8,772.49	6,163.05
401	9035	AUX FUNDS MCA FY15	9,609.88	.00	.00	.00	9,609.88	.00
401	9036	AUX FUNDS MCA	.00	28.82	129,245.96	9,092.56	98,457.19	30,788.77
401	9045	KIDS COUNTRY FY15	13,909.15	.00	.00	.00	13,909.15	.00
401	9046	AUX FUNDS KIDS COUNTRY	.00	7.61	8,325.19	107.96	190.33	8,134.86
401	9064	SM WONDERS FY14	1,094.40	.00	.00	.00	1,094.40	.00
401	9065	SM WONDERS FY15	3,155.91	.00	.00	.00	3,155.91	.00
401	9066	SM WONDERS	.00	.00	1,644.12	.00	.00	1,644.12
432	9097	MANAGE. INFO. SYS. FUND	.80	.00	.00	.00	.00	.80
450	9008	SCHOOLNET PLUS FY2008: GR	1.00	.00	.00	.00	.00	1.00
451	9013	CONNECTIVITY 2013	800.00	.00	.00	.00	.00	800.00
451	9016	CONNECTIVITY FY16	.00	.00	19,800.00	.00	19,800.00	.00
452	9008	SCHOOLNET PROFESSIONAL DE	66.15	.00	.00	.00	.00	66.15
463	9015	ALT ED FY15	1,997.79-	.00	9,031.87	.00	7,034.08	.00
463	9016	ALT ED	.00	7,121.72	37,518.19	.00	37,518.19	.00
499	9012	INTERN PSYCH FY12	45.81	.00	.00	.00	.00	45.81
499	9013	INTERN PSYCH FY13	39.97	.00	.00	.00	.00	39.97
499	9015	INTERN PSYCH FY15	151.68	.00	.00	.00	151.68	.00
499	9024	LOCAL GOVERNMENT INNOVATI	7,750.00	.00	.00	.00	.00	7,750.00
499	9039	INTERN PSYCHOLOGIST GRANT	2.20	.00	.00	.00	.00	2.20
499	9112	E-TECH BLENDED LEARNING G	321.71	.00	.00	.00	.00	321.71
506	9014	RESIDENT EDUCATOR GRANT	950.00	.00	.00	.00	.00	950.00
516	9015	TITLE VI-B	113,553.83-	.00	314,940.95	.00	198,696.30	2,690.82
516	9016	TITLE VI-B	.00	321,506.85	1,439,788.12	113,278.86	1,323,878.51	115,909.61
516	9115	DESLEXIA GRANT FY 15	.00	.00	11,318.39	.00	11,318.39	.00
551	9116	TITLE III LEP	.00	.00	9,002.66	.00	9,002.66	.00
572	9015	TITLE I FY 15	33,395.43	.00	151,555.12	.00	184,950.55	.00

F I N A N C I A L S U M M A R Y R E P O R T

Processing Month: June 2016
MEDINA CITY SCHOOL DISTRICT

Fnd	Scc	Description	Beginning Balance	MTD Revenues	FYTD Revenues	MTD Expenditures	FYTD Expenditures	Current Available Balance
572	9016	TITLE I	.00	250,646.53	558,102.94	39,132.27	488,066.76	70,036.18
572	9115	TITLE I-D FY 15	9,325.61-	.00	26,406.16	.00	17,080.55	.00
572	9116	TITLE I-D	.00	21,588.52	40,792.09	5,401.41	30,141.89	10,650.20
587	9015	PRESCHOOL FY 15	367.25-	.00	4,523.62	.00	4,156.37	.00
587	9016	PRESCHOOL	.00	4,565.68	22,139.24	1,758.55	20,312.24	1,827.00
590	9015	TITLE II-A FY15	47,131.53-	.00	71,930.54	.00	24,799.01	.00
590	9016	TITLE II-A	.00	25,988.28	134,576.14	10,658.56	125,465.60	9,110.54
599	9015	CHILD NUTRITION - TEAM NU	1,200.00-	.00	1,200.00	.00	.00	.00
		Grand Total All Funds	56,762,717.73	3,977,390.85	107062,781.81	7,346,248.45	97515,854.01	66309,645.53
		Total Invested Funds	.00					

Check#	Check Date	Org Sta	Vendor Paid	Check Amount	Status Date
001265	06/06/2016	M/M	MEMO - FIRST MERIT BANK	8.50	
007362	06/03/2016	M/M	MEMO - FIRST MERIT BANK	26,629.96	
007363	06/17/2016	M/M	MEMO - FIRST MERIT BANK	26,735.22	
007364	06/03/2016	M/M	MEMO --S T R S	68,845.25	
007365	06/03/2016	M/M	MEMO - BUREAU WORK COMP	5,444.16	
007366	06/17/2016	M/M	MEMO --S T R S	69,163.54	
007367	06/17/2016	M/M	MEMO --S E R S	8,288.06	
007368	06/17/2016	M/M	MEMO - BUREAU WORK COMP	5,392.45	
007369	06/17/2016	M/M	MEMO-MCSD SELF INS. MEDICAL	540,909.01	
007370	06/17/2016	M/M	MEMO DENTAL SELF	40,905.45	
007371	06/17/2016	M/M	OHIO DEPT OF ED - MEMO CK	106,760.10	
007372	06/03/2016	M/M	OHIO DEPT OF ED - MEMO CK	114,382.87	
007373	06/02/2016	M/M	MEMO - MEDICAL MUTUAL	69,100.27	
007374	06/07/2016	M/M	MEMO - MEDICAL MUTUAL	119,801.93	
007375	06/14/2016	M/M	MEMO - MEDICAL MUTUAL	73,695.07	
007376	06/01/2016	M/M	MEMO - FLEXSAVE	508.20	
007377	06/16/2016	M/M	STRS	407,630.00	
007378	06/16/2016	M/M	SERS - MEMO	146,032.00	
007379	06/09/2016	M/M	GORDON FOOD SERVICE	14,460.63	
007380	06/09/2016	M/M	GORDON FOOD SERVICE	2,423.51	
007381	06/21/2016	M/M	MEMO - MEDICAL MUTUAL	207,298.93	
007382	06/16/2016	M/M	MEMO MET LIFE INSURANCE	4,148.10	
007383	06/16/2016	M/M	MEMO MET LIFE INSURANCE	50,899.20	
007384	06/21/2016	T/T	MEMO -MEDINA CITY SCHOOLS	7,539.77	
007385	06/21/2016	T/T	MEMO -MEDINA CITY SCHOOLS	586,679.33	
007386	06/21/2016	T/T	MEMO -MEDINA CITY SCHOOLS	126,000.00	
007387	06/27/2016	T/T	MEMO -MEDINA CITY SCHOOLS	22,000.00-	
007388	06/27/2016	T/T	MEMO -MEDINA CITY SCHOOLS	22,000.00	
007389	06/24/2016	M/M	SYSCO FOOD SERVICES CLEVELAND	11,741.92	
007390	06/24/2016	M/M	SYSCO FOOD SERVICES CLEVELAND	1,696.89	
007391	06/28/2016	M/M	MEMO - MEDICAL MUTUAL	70,423.62	
007392	06/08/2016	M/M	MEMO - U.S. BANK PURCHASE CARD	16,903.85	
007393	06/30/2016	M/M	MEMO - BUREAU WORK COMP	711.83	
611903	06/10/2016	W/R	ABC THERAPY, LTD	17,520.00	06/10/2016
611904	06/10/2016	W/R	AKRON CHILDRENS HOSPITAL	49,144.60	06/20/2016
611905	06/10/2016	W/R	AMANDA HILLS DISTRIBUTION, INC	681.45	06/20/2016
611906	06/10/2016	W/R	AQUACLEAR	34.65	06/21/2016
611907	06/10/2016	W/R	ARAMARK SERVICES, INC	15,043.84	06/21/2016
611908	06/10/2016	W/R	ARDENT PIANO	2,574.00	06/22/2016
611909	06/10/2016	W/R	ARMSTRONG CABLE	540.47	06/20/2016
611910	06/10/2016	W/R	B & B TROPHIES & AWARDS	490.00	06/20/2016
611911	06/10/2016	W/R	BAKER & TAYLOR COMPANY	485.20	06/20/2016
611912	06/10/2016	W/R	BARB DIMARINO	167.57	06/15/2016
611913	06/10/2016	W/R	BARBARA A FRYE	1,720.50	06/10/2016
611914	06/10/2016	W/R	BLACKBOARD INC (WEBSITE)	3,000.00	06/29/2016
611915	06/10/2016	W/R	BLICK ART MATERIALS LLC	672.16	06/21/2016
611916	06/10/2016	W/R	DAIRYMENS	3,471.97	06/20/2016
611917	06/10/2016	W/R	BRANDON L BOESIGER	8.01	06/10/2016
611918	06/10/2016	W/R	BRICKER & ECKLER LLP	1,705.00	06/20/2016
611919	06/10/2016	W/R	BROOKES PUBLISHING COMPANY	257.32	06/21/2016
611920	06/10/2016	W/R	BRUNSWICK CITY SCHOOLS	5,415.34	06/21/2016
611921	06/10/2016	W/R	BUEHLER'S MARKETS	197.47	06/20/2016

Check#	Check Date	Org Sta	Vendor Paid	Check Amount	Status Date
611922	06/10/2016	W/R	C MARTIN TRUCKING	1,262.02	06/20/2016
611923	06/10/2016	W/R	CAMEO	10,740.90	06/21/2016
611924	06/10/2016	W/R	ADVANCE AUTO PARTS (CARQUEST)	870.50	06/20/2016
611925	06/10/2016	W/R	DOMINIC'S PIZZA	156.13	06/21/2016
611926	06/10/2016	W/R	CDWG	1,386.00	06/20/2016
611927	06/10/2016	W/R	CENTURY CYCLES	1,500.00	06/20/2016
611928	06/10/2016	W/R	CHANEY ELECTRONICS	206.60	06/20/2016
611929	06/10/2016	W/R	CHRISTA LUDWIG	410.42	06/20/2016
611930	06/10/2016	W/R	CINTAS CORPORATION	80.00	06/20/2016
611931	06/10/2016	W/R	CITY OF MEDINA	14,181.86	06/20/2016
611932	06/10/2016	W/R	CLAUDIO REILSONO	300.00	06/20/2016
611933	06/10/2016	W/R	CLEVELAND CLINIC ATWORK	2,660.16	06/29/2016
611934	06/10/2016	W/R	COLORAMICS, LLC DBA OHIO CERAM	1,342.10	06/20/2016
611935	06/10/2016	W/R	CRITCHFIELD, CRITCHFIELD	415.00	06/20/2016
611936	06/10/2016	W/R	CROWN TROPHY OF MEDINA	808.90	06/21/2016
611937	06/10/2016	W/R	DANIEL WALUNIS	85.00	06/20/2016
611938	06/10/2016	W/R	DAVID M CHAMBERS	384.21	06/10/2016
611939	06/10/2016	W/R	DC SYSTEMS, INC.	330.00	06/21/2016
611940	06/10/2016	W/R	DELL COMPUTER CORPORATION	2,950.00	06/20/2016
611941	06/10/2016	W/R	EASY GRAPHICS CORP	338.90	06/20/2016
611942	06/10/2016	W/R	EAI EDUCATION	209.35	06/20/2016
611943	06/10/2016	W/R	ESC OF MEDINA COUNTY	225.00	06/21/2016
611944	06/10/2016	W/R	FANNING & HOWEY ASSOCIATES	1,595.00	06/29/2016
611945	06/10/2016	W/R	FEDERAL EXPRESS CORP	29.74	06/21/2016
611946	06/10/2016	W/R	FOLLETT SCHOOL SOLUTIONS, INC.	702.60	06/20/2016
611947	06/10/2016	W/R	FRAN SCHOEN	8,448.00	06/20/2016
611948	06/10/2016	W/R	FRONTIER	5,641.08	06/22/2016
611949	06/10/2016	W/R	FRONTLINE TECHNOLOGIES	1,290.00	06/22/2016
611950	06/10/2016	W/R	GALLEY PRINTING, INC.	187.00	06/20/2016
611951	06/10/2016	W/R	GATEWAY TIRE & SERVICE CENTER	655.25	06/21/2016
611952	06/10/2016	W/W	GIONINO'S PIZZARIA	86.70	
611953	06/10/2016	W/R	GOODTIME III	762.00	06/29/2016
611954	06/10/2016	W/R	GOODWILL INDUSTRIES AKRON INC	2,552.50	06/10/2016
611955	06/10/2016	W/R	GORDON FOOD SERVICE	22.50	06/20/2016
611956	06/10/2016	W/R	GUYS PIZZA	53.99	06/22/2016
611957	06/10/2016	W/R	HANDWRITING WITHOUT TEARS	2,064.66	06/20/2016
611958	06/10/2016	W/R	HARPLEY CS LLC	1,400.00	06/10/2016
611959	06/10/2016	W/R	HOME DEPOT	35.90	06/22/2016
611960	06/10/2016	W/R	HUBERT COMPANY	473.30	06/21/2016
611961	06/10/2016	W/R	ICANDI GRAPHICS	356.00	06/22/2016
611962	06/10/2016	W/R	IMPACT GROUP	3,750.00	06/20/2016
611963	06/10/2016	W/R	ITIP OHIO, INC.	398.00	06/22/2016
611964	06/10/2016	W/R	JADETRACK, LLC	16,830.00	06/20/2016
611965	06/10/2016	W/R	JAY H BERK ,PHD. & ASSOC.,INC.	3,840.00	06/22/2016
611966	06/10/2016	W/R	JEFFERY MCCANN	70.00	06/20/2016
611967	06/10/2016	W/R	JENIFER SCOTT	159.70	06/10/2016
611968	06/10/2016	W/R	JESSICA CEMATE	70.00	06/21/2016
611969	06/10/2016	W/R	JOHNSON CONTROLS, INC.	2,093.50	06/21/2016
611970	06/10/2016	W/W	JULIE TOLLIS	269.23	
611971	06/10/2016	W/R	KAREN PLATZ	151.85	06/14/2016
611972	06/10/2016	W/R	KAROLINE BALAS	176.03	06/15/2016
611973	06/10/2016	W/R	KAYLA RODRIGUEZ	61.90	06/10/2016

Check#	Check Date	Org Sta	Vendor Paid	Check Amount	Status Date
611974	06/10/2016	W/R	KERILYN O'BRIEN	117.96	06/10/2016
611975	06/10/2016	W/R	KIMBERLY ZALESKI	1,500.00	06/21/2016
611976	06/10/2016	W/R	LANGUAGE LEARNING ASSOCIATES	13,977.50	06/10/2016
611977	06/10/2016	W/R	LICENSE DIRECT OPTIONS, LLC	9,550.00	06/10/2016
611978	06/10/2016	W/R	LIFEACT	2,500.00	06/30/2016
611979	06/10/2016	W/R	LIFETOUCH NATIONAL SCHOOLS	166.00	06/20/2016
611980	06/10/2016	W/R	LILLIAN SELVA	2.00	06/15/2016
611981	06/10/2016	W/R	MARC DUNKER	85.00	06/29/2016
611982	06/10/2016	W/R	MCGRAW-HILL SCHOOL EDU. LLC	930.25	06/20/2016
611983	06/10/2016	W/R	MCS FOOD SERVICE DEPT.	3,312.81	06/15/2016
611984	06/10/2016	W/R	MEDINA CITY SCHOOLS	49,301.82	06/15/2016
611985	06/10/2016	W/R	MEDINA COUNTY ECONOMIC	1,500.00	06/20/2016
611986	06/10/2016	W/R	MEDINA COUNTY SANITARY	12,437.37	06/20/2016
611987	06/10/2016	W/R	MEDINA FARMERS EXCHANGE	377.77	06/20/2016
611988	06/10/2016	W/R	MEDINA HARDWARE, INC	1,041.17	06/20/2016
611989	06/10/2016	W/R	MEGAN MILLER	500.00	06/29/2016
611990	06/10/2016	W/R	MEGAN PERKINS	420.00	06/29/2016
611991	06/10/2016	W/R	MICHAEL PODRASKY	210.21	06/30/2016
611992	06/10/2016	W/R	MICHELLE LOBUGLIO	39.96	06/10/2016
611993	06/10/2016	W/R	MIKE PISCITELLO	85.00	06/21/2016
611994	06/10/2016	W/R	MNJ TECHNOLOGIES DIRECT INC.	840.00	06/20/2016
611995	06/10/2016	W/R	MONTVILLE POLICE DEPARTMENT	214.00	06/30/2016
611996	06/10/2016	W/R	MSB CONSULTING GROUP, LLC	597.93	06/21/2016
611997	06/10/2016	W/R	MUSIC THERAPY ENRICHMENT	1,475.00	06/29/2016
611998	06/10/2016	W/R	MYRA BOWYER	90.00	06/29/2016
611999	06/10/2016	W/R	NASSP	385.00	06/20/2016
612000	06/10/2016	W/R	NEOLA INC.	1,107.94	06/20/2016
612001	06/10/2016	W/R	NEWS-2-YOU	248.00	06/20/2016
612002	06/10/2016	W/R	NICHOLAS BRANDON MACLARREN	90.00	06/29/2016
612003	06/10/2016	W/R	NICKLES BAKERY	424.09	06/20/2016
612004	06/10/2016	W/W	NORTH SHORE PUMP & EQUIPMENT	28,510.00	
612005	06/10/2016	W/R	OHIO EDISON COMPANY	24,189.11	06/20/2016
612006	06/10/2016	W/W	OHIO MATHEMATICS LEAGUE	90.00	
612007	06/10/2016	W/R	OHM ADVISORS	2,000.00	06/20/2016
612008	06/10/2016	W/R	ORIENTAL TRADING COMPANY	105.95	06/20/2016
612009	06/10/2016	W/W	OSLA	529.00	
612010	06/10/2016	W/R	PAT CATAN'S CRAFT CENTER	506.26	06/20/2016
612011	06/10/2016	W/R	PEARSON EDUCATION, INC.	100.64	06/20/2016
612012	06/10/2016	W/R	CAFETERIA-PEPSI COLA ORDERS	314.28	06/21/2016
612013	06/10/2016	W/R	PITNEY BOWES	1,836.93	06/29/2016
612014	06/10/2016	W/R	US POSTAL SERVICE	384.00	06/20/2016
612015	06/10/2016	W/W	RADHIKA PATHAK	500.00	
612016	06/10/2016	W/R	RAFCOMM, INC.	148.33	06/29/2016
612017	06/10/2016	W/R	REALLY GOOD STUFF	157.30	06/20/2016
612018	06/10/2016	W/R	RENAISSANCE LEARNING, INC.	34,006.48	06/22/2016
612019	06/10/2016	W/R	RJ VERNAK REFRIGERATION	505.95	06/20/2016
612020	06/10/2016	W/R	RON BATE	70.00	06/20/2016
612021	06/10/2016	W/R	S3 TECHNOLOGIES	427.50	06/20/2016
612022	06/10/2016	W/R	SC STRATEGIC SOLUTIONS LLC	120.00	06/20/2016
612023	06/10/2016	W/R	SCHOLASTIC TEACHING RESOURCES	165.64	06/20/2016
612024	06/10/2016	W/R	SCHOOL SPECIALTY, INC	341.33	06/20/2016
612025	06/10/2016	W/R	SENDERO THERAPIES, INC.	22,297.50	06/10/2016

Check#	Check Date	Org Sta	Vendor Paid	Check Amount	Status Date
612026	06/10/2016	W/R	SOLUTIONS BEHAVIORAL	20,722.24	06/22/2016
612027	06/10/2016	W/R	SPORTSWORLD	2,756.42	06/20/2016
612028	06/10/2016	W/R	STAPLES BUSINESS ADVANTAGE	116.42	06/20/2016
612029	06/10/2016	W/R	SUMMIT COUNTY ESC	60.00	06/30/2016
612030	06/10/2016	W/R	SUPER DUPER PUBLICATIONS	85.98	06/22/2016
612031	06/10/2016	W/R	SUPERIOR-SPEEDIE PORTABLE	148.00	06/29/2016
612032	06/10/2016	W/R	TALBERT'S COMMERCIAL PRODUCTS	1,806.35	06/20/2016
612033	06/10/2016	W/R	TEACHER CREATED RESOURCES	49.99	06/29/2016
612034	06/10/2016	W/R	TEACHER DIRECT	637.78	06/20/2016
612035	06/10/2016	W/R	TECHNOLOGY ENGINEERING	13,975.00	06/10/2016
612036	06/10/2016	W/R	THE MISSING PIECE LLC	831.84	06/20/2016
612037	06/10/2016	W/R	THE POST NEWSPAPER	336.00	06/20/2016
612038	06/10/2016	W/R	THERAPY SHOPPE, INC.	30.47	06/20/2016
612039	06/10/2016	W/R	TIERNEY BROTHERS, INC.	11,725.00	06/20/2016
612040	06/10/2016	W/R	TOWN & COUNTRY CO-OP INC.	4,650.00	06/20/2016
612041	06/10/2016	W/R	VANTAGE LEARNING USA LLC	310.00	06/29/2016
612042	06/10/2016	W/R	WENDY GOOD	64.19	06/10/2016
612043	06/10/2016	W/R	WINDFALL INDUSTRIES	436.80	06/20/2016
612044	06/10/2016	W/R	YOST EQUIPMENT SALES &	11,457.26	06/20/2016
612045	06/10/2016	W/R	MEDINA CITY SCHOOLS	400.00	06/20/2016
612046	06/10/2016	W/R	MEDQUEST EVALUATORS, LLC	549.00	06/30/2016
612047	06/10/2016	W/R	GARRETT THOMAS	40.00	06/21/2016
612048	06/10/2016	W/W	JEFFREY A GRZYBOWSKI	65.00	
612049	06/10/2016	W/R	JOSEPH HEWITT	65.00	06/20/2016
612050	06/10/2016	W/R	RICK THOMPSON	40.00	06/22/2016
612051	06/10/2016	W/R	RUSSELL THOMAS	35.00	06/29/2016
612052	06/15/2016	W/R	AIMEE LAWLOR	750.00	06/29/2016
612053	06/15/2016	W/R	ALLISON VANDIK	250.00	06/29/2016
612054	06/15/2016	W/R	ANDREA POWLEY	250.00	06/22/2016
612055	06/15/2016	W/W	ANDREW OSWALD	250.00	
612056	06/15/2016	W/R	BARB NORRIS	250.00	06/22/2016
612057	06/15/2016	W/W	BRANDON WORLEY	250.00	
612058	06/15/2016	W/R	BRANDY COUGHENOUR	500.00	06/30/2016
612059	06/15/2016	W/R	BRETT MORLOCK	250.00	06/29/2016
612060	06/15/2016	W/R	BRIDGET DIFILLIPPO	250.00	06/22/2016
612061	06/15/2016	W/R	CAROL QUICCI	250.00	06/29/2016
612062	06/15/2016	W/R	CHRISTI NELSON	250.00	06/22/2016
612063	06/15/2016	W/R	DAVID YANIGA	250.00	06/29/2016
612064	06/15/2016	W/R	DEVRAJ KIRAN	250.00	06/22/2016
612065	06/15/2016	W/W	EMILY HA	500.00	
612066	06/15/2016	W/R	FRANK CHONKO	250.00	06/29/2016
612067	06/15/2016	W/W	GIOVANA O'TOOLE	500.00	
612068	06/15/2016	W/R	HOLLY VINCENT	250.00	06/29/2016
612069	06/15/2016	W/R	JACKIE MROZ	500.00	06/29/2016
612070	06/15/2016	W/R	JENNIFER BRUCKMAN	250.00	06/22/2016
612071	06/15/2016	W/R	JESSICA FISHER	250.00	06/29/2016
612072	06/15/2016	W/R	JILLIAN CARUSO	125.00	06/29/2016
612073	06/15/2016	W/R	JILLIAN WILLIAMS	500.00	06/22/2016
612074	06/15/2016	W/R	JOE CLARKE	250.00	06/29/2016
612075	06/15/2016	W/R	JOET CLARKE	500.00	06/22/2016
612076	06/15/2016	W/R	JOHANNA MONTALTO	250.00	06/29/2016
612077	06/15/2016	W/R	JONATHAN SIEFKER	750.00	06/29/2016

Check#	Check Date	Org Sta	Vendor Paid	Check Amount	Status Date
612078	06/15/2016	W/W	KELLY BARNES	250.00	
612079	06/15/2016	W/W	KELLY KOVACIK	250.00	
612080	06/15/2016	W/W	KIMBERLY MOLL	250.00	
612081	06/15/2016	W/W	KRISTIN SPINDEL	500.00	
612082	06/15/2016	W/R	LAE CHIMANAN BALAMURUGAN	250.00	06/21/2016
612083	06/15/2016	W/R	LAURA BROCKLEHURST	250.00	06/21/2016
612084	06/15/2016	W/R	LAUREL FENN	750.00	06/29/2016
612085	06/15/2016	W/R	LAUREN & DAN PIWOWAR	500.00	06/29/2016
612086	06/15/2016	W/W	LEA MILLER	250.00	
612087	06/15/2016	W/R	LINDSEY FOSTER	250.00	06/29/2016
612088	06/15/2016	W/W	LISA PELLEGRINI	500.00	
612089	06/15/2016	W/R	LISA TURNER	250.00	06/29/2016
612090	06/15/2016	W/R	MARK CROOKS	250.00	06/29/2016
612091	06/15/2016	W/R	MICHAEL CONLEY	250.00	06/29/2016
612092	06/15/2016	W/R	MICHELLE CAMOU	500.00	06/22/2016
612093	06/15/2016	W/R	MICHELLE WANK	250.00	06/29/2016
612094	06/15/2016	W/R	MIKE BAKER	250.00	06/29/2016
612095	06/15/2016	W/W	NICHOLE MEYER	125.00	
612096	06/15/2016	W/W	NICOLE & RUDOLPH PILNY	250.00	
612097	06/15/2016	W/R	NICOLE MORFORD	125.00	06/29/2016
612098	06/15/2016	W/R	RACHEL BUTLER	750.00	06/29/2016
612099	06/15/2016	W/R	REBECCA ANDERSON	125.00	06/29/2016
612100	06/15/2016	W/R	ROBIN HUFF	250.00	06/29/2016
612101	06/15/2016	W/R	SANDRA GEBHART	750.00	06/29/2016
612102	06/15/2016	W/R	SANDRA ROSS	250.00	06/29/2016
612103	06/15/2016	W/R	SARAH SUNDERMEIER	500.00	06/30/2016
612104	06/15/2016	W/R	SHANNON AULD	125.00	06/29/2016
612105	06/15/2016	W/W	STEPHANIE FORSTNER	250.00	
612106	06/15/2016	W/W	SUSAN GILSON	500.00	
612107	06/15/2016	W/R	SUSAN WILLIAMSON	250.00	06/29/2016
612108	06/15/2016	W/R	TAMMY HECKMAN	250.00	06/29/2016
612109	06/15/2016	W/R	TAMMY KORYLKO-CARNY	250.00	06/29/2016
612110	06/15/2016	W/R	TAWNIA WRIGHT	250.00	06/29/2016
612111	06/15/2016	W/R	TED & AMY HALL	125.00	06/29/2016
612112	06/15/2016	W/R	TERESE ZUPANSKY	750.00	06/29/2016
612113	06/15/2016	W/R	TIM ADVENT	500.00	06/22/2016
612114	06/15/2016	W/R	TINA MCNALL	250.00	06/29/2016
612115	06/15/2016	W/W	TONI RENZ	250.00	
612116	06/15/2016	W/W	TRACEY PETKOVIC	250.00	
612117	06/15/2016	W/R	VALERIE DURKALSKI	250.00	06/29/2016
612118	06/15/2016	W/R	WENDY HIGLEY	250.00	06/29/2016
612119	06/15/2016	W/R	WHITNEY & CHRIS MURRELL	250.00	06/29/2016
612120	06/15/2016	W/W	WILL PADILLA	250.00	
612121	06/15/2016	W/R	YATISH GOYAL	250.00	06/29/2016
612122	06/22/2016	B/R	LAURA GARCIA	300.00	06/30/2016
612123	06/22/2016	B/R	HEATHER FREY	165.00	06/29/2016
612124	06/22/2016	B/R	JAMES TAKACS	330.00	06/30/2016
612125	06/22/2016	B/R	MICHELLE CALLOWAY	330.00	06/29/2016
612126	06/22/2016	B/B	ALAIN MAREC	25.00	
612127	06/22/2016	B/B	AMY DUSUTE	14.00	
612128	06/22/2016	B/B	JODY JENKINS	10.00	
612129	06/22/2016	B/R	KRISTEN CAVANAUGH	149.95	06/30/2016

Check#	Check Date	Org Sta	Vendor Paid	Check Amount	Status Date
612130	06/22/2016	B/R	Daniel Kelly	23.25	06/30/2016
612131	06/22/2016	B/B	GABRIELLE KNAFLICH	27.80	
612132	06/22/2016	B/B	KELLY RUPPRECHT	3.15	
612133	06/22/2016	B/B	BONIE WADEL	18.00	
612134	06/22/2016	B/B	CHRISTINE SMITH	25.00	
612135	06/22/2016	B/R	CHRISTINE KUNGLI	25.00	06/30/2016
612136	06/22/2016	B/R	DARRYL GORMLEY	15.00	06/29/2016
612137	06/22/2016	B/B	DENNIS LYNCH	45.00	
612138	06/22/2016	B/B	JASNA KELLER	15.00	
612139	06/22/2016	B/B	JEANETTE LARA	25.00	
612140	06/22/2016	B/R	JOELLE SLIMMER	20.00	06/30/2016
612141	06/22/2016	B/B	KARA URBAN	15.00	
612142	06/22/2016	B/B	KAREN THORNTON	7.00	
612143	06/22/2016	B/B	KELLY TERWILLIGER	15.00	
612144	06/22/2016	B/B	KELLY TROPKOFF	15.00	
612145	06/22/2016	B/B	LAURA NIELSEN	7.00	
612146	06/22/2016	B/B	LISA SOLOMON	18.00	
612147	06/22/2016	B/R	MARGARET MARSHALL	25.00	06/30/2016
612148	06/22/2016	B/B	MELINDA AYLWARD	18.00	
612149	06/22/2016	B/B	MELANIE POLACK	25.00	
612150	06/22/2016	B/R	MICHAEL SHOOK	10.00	06/29/2016
612151	06/22/2016	B/B	MICHELLE YOUNG	15.00	
612152	06/22/2016	B/R	PIPER MORGAN	25.00	06/29/2016
612153	06/22/2016	B/B	RAY JONES	8.50	
612154	06/22/2016	B/B	RENEE SCHNEIDER	18.00	
612155	06/22/2016	B/B	ROSE GUTA	12.00	
612156	06/22/2016	B/B	SANDY ALBRIGHT	15.00	
612157	06/22/2016	B/B	TAMMY BRADFORD	15.00	
612158	06/22/2016	B/B	TERRI MCLEOD	25.00	
612159	06/22/2016	B/R	TRACY WENZINGER	10.00	06/29/2016
612160	06/22/2016	B/B	VICKI NOVINCE	21.00	
612161	06/22/2016	B/B	ZOE RAMBO	16.00	
612162	06/22/2016	B/R	ROBIN DAVIS	150.00	06/30/2016
612163	06/22/2016	B/B	JOHN ESTES	6.99	
612164	06/22/2016	B/B	MELISSA MEAGHER	26.60	
612165	06/22/2016	B/R	JULIO & ANTONIETA ESIS	9.99	06/30/2016
612166	06/22/2016	B/B	JOELLE GALLOWAY	15.99	
612167	06/22/2016	B/R	AUBREY ARNDT	222.00	06/30/2016
612168	06/22/2016	B/R	ALYSSA STRAYER	75.00	06/30/2016
612169	06/22/2016	B/B	BHAGWANTI KHATRI	50.00	
612170	06/22/2016	B/R	CAMI LUDLOW	75.00	06/30/2016
612171	06/22/2016	B/B	DIANE FRESCH	25.00	
612172	06/22/2016	B/R	DIANNE ANELLO	150.00	06/29/2016
612173	06/22/2016	B/B	JILL TRAMPUSH	75.00	
612174	06/23/2016	W/W	ABC FIRE INC	1,175.00	
612175	06/23/2016	W/W	AIRGAS USA, LLC	212.12	
612176	06/23/2016	W/R	AKRON BEARING COMPANY, INC.	849.79	06/29/2016
612177	06/23/2016	W/R	ALAYNA WARRINGTON	86.61	06/29/2016
612178	06/23/2016	W/R	ALBRIGHT SECURITY CENTER, INC.	12.00	06/30/2016
612179	06/23/2016	W/R	AMY M SAWAN	50.61	06/23/2016
612180	06/23/2016	W/R	ANDERSON'S	46.28	06/30/2016
612181	06/23/2016	W/R	ANDREA KAUFMANN	54.25	06/23/2016

Check#	Check Date	Org Sta	Vendor Paid	Check Amount	Status Date
612182	06/23/2016	W/R	ANDREA MCGHEE	46.43	06/23/2016
612183	06/23/2016	W/R	ANGELA MARSALA	102.26	06/23/2016
612184	06/23/2016	W/W	ANNENBERG LEARNER	134.00	
612185	06/23/2016	W/W	APOLLO PEST CONTROL COMPANY	568.00	
612186	06/23/2016	W/R	APPLIED MSS	1,759.47	06/29/2016
612187	06/23/2016	W/R	ARBOR SCIENTIFIC	657.46	06/30/2016
612188	06/23/2016	W/R	ARROW UNIFORM	2,450.87	06/29/2016
612189	06/23/2016	W/R	BAKER & TAYLOR COMPANY	7,096.49	06/29/2016
612190	06/23/2016	W/R	BALL CHEMICAL & EQUIPMENT CO.	86.31	06/30/2016
612191	06/23/2016	W/R	BETH CASSIDY	203.51	06/23/2016
612192	06/23/2016	W/R	BETH JACK	59.98	06/23/2016
612193	06/23/2016	W/R	BOBBIE FOY	53.86	06/23/2016
612194	06/23/2016	W/R	DAIRYMENS	3,276.39	06/29/2016
612195	06/23/2016	W/R	BRIAN CONDIT	60.08	06/23/2016
612196	06/23/2016	W/R	CARDINAL BUS SALES &	3,037.82	06/29/2016
612197	06/23/2016	W/R	CAROLINA BIOLOGICAL SUPPLY CO.	118.10	06/29/2016
612198	06/23/2016	W/R	CENTRAL INSTRUMENT CO.	89.15	06/29/2016
612199	06/23/2016	W/R	CHARLOTTE KOLKE	290.89	06/23/2016
612200	06/23/2016	W/R	CINDY GRICE	117.76	06/23/2016
612201	06/23/2016	W/R	CINTAS CORPORATION	654.61	06/29/2016
612202	06/23/2016	W/R	CINTAS FIRST AID & SAFETY	229.41	06/30/2016
612203	06/23/2016	W/W	CLEVELAND CLINIC ATWORK	160.00	
612204	06/23/2016	W/R	CLEVELAND PLUMBING SUPPLY CO.	123.90	06/29/2016
612205	06/23/2016	W/R	COREY MORSE	74.70	06/23/2016
612206	06/23/2016	W/R	COURTNEY HILLS	94.93	06/23/2016
612207	06/23/2016	W/R	CRAIG KOMAR	218.04	06/23/2016
612208	06/23/2016	W/R	CROSSROADS ASPHALT	308.75	06/30/2016
612209	06/23/2016	W/R	CUMMINS INTERSTATE POWER INC	4,008.19	06/29/2016
612210	06/23/2016	W/R	CYNTHIA McCLINTOCK	40.53	06/23/2016
612211	06/23/2016	W/R	D&W DIESEL	205.00	06/29/2016
612212	06/23/2016	W/R	DAMON INDUSTRIES	487.30	06/29/2016
612213	06/23/2016	W/R	DAN O'BRIEN	179.73	06/30/2016
612214	06/23/2016	W/R	DEBRA LEONARD	13.77	06/23/2016
612215	06/23/2016	W/R	DEMCO, INC.	657.31	06/30/2016
612216	06/23/2016	W/W	DMO FOOD EQUIPMENT	268.00	
612217	06/23/2016	W/R	EDUCATIONAL INNOVATIONS, INC	31.80	06/29/2016
612218	06/23/2016	W/R	EDUCATIONAL SERVICE CENTER	36,940.00	06/29/2016
612219	06/23/2016	W/R	ELDORA LAVDAS	63.96	06/23/2016
612220	06/23/2016	W/R	ELENA HOFFMAN	190.29	06/23/2016
612221	06/23/2016	W/W	EM LITERACY LLC	1,700.00	
612222	06/23/2016	W/W	ESBER CASH REGISTER	695.00	
612223	06/23/2016	W/R	ETA hand2mind	314.37	06/30/2016
612224	06/23/2016	W/R	FASTENAL INDUSTRIAL &	15.29	06/29/2016
612225	06/23/2016	W/R	FLINN SCIENTIFIC, INC.	165.62	06/30/2016
612226	06/23/2016	W/R	FOLLETT SCHOOL SOLUTIONS, INC.	1,435.37	06/29/2016
612227	06/23/2016	W/R	FREY SCIENTIFIC	419.94	06/29/2016
612228	06/23/2016	W/R	FRONTLINE TECHNOLOGIES	1,390.00	06/30/2016
612229	06/23/2016	W/R	GABLE ELEVATOR, INC.	1,500.00	06/29/2016
612230	06/23/2016	W/R	GENERATOR SYSTEMS, LLC	2,416.50	06/30/2016
612231	06/23/2016	W/R	GOPHER SPORT	119.00	06/29/2016
612232	06/23/2016	W/R	GORDON FOOD SERVICE	41.24	06/30/2016
612233	06/23/2016	W/R	GORDON FOOD SERVICE	6.98	06/30/2016

Check#	Check Date	Org Sta	Vendor Paid	Check Amount	Status Date
612234	06/23/2016	W/R	GRAINGER SUPPLY CO	1,371.04	06/29/2016
612235	06/23/2016	W/R	ICE CREAM SPECIALTIES	1,234.34	06/30/2016
612236	06/23/2016	W/R	INNOVATIVE SOLUTIONS	1,945.00	06/30/2016
612237	06/23/2016	W/R	JESSICA WHITE	60.93	06/23/2016
612238	06/23/2016	W/R	JODI DOBBEN	54.16	06/23/2016
612239	06/23/2016	W/R	JOHN S GRIMM, INC.	60.90	06/29/2016
612240	06/23/2016	W/R	JOSTEN'S	139.42	06/30/2016
612241	06/23/2016	W/R	JULIA COPLEY	43.53	06/23/2016
612242	06/23/2016	W/R	JUSTIN BRANTNER	39.90	06/23/2016
612243	06/23/2016	W/R	JW PEPPER & SON, INC.	474.31	06/29/2016
612244	06/23/2016	W/R	K COMPANY, INC	799.80	06/29/2016
612245	06/23/2016	W/R	KAREN McGINTY	164.76	06/23/2016
612246	06/23/2016	W/R	KAREN PETERS	31.92	06/23/2016
612247	06/23/2016	W/R	KATHERINE RYMER	19.98	06/23/2016
612248	06/23/2016	W/R	KATHY MARRAS	20.00	06/23/2016
612249	06/23/2016	W/R	KIEFER EQUIPMENT CO	290.44	06/29/2016
612250	06/23/2016	W/R	KIM HALLOCK	117.95	06/23/2016
612251	06/23/2016	W/R	KOKOSING MATERIALS, INC.	255.00	06/29/2016
612252	06/23/2016	W/R	LAURA HOUGH	13.94	06/23/2016
612253	06/23/2016	W/R	LAURIE HYKES	96.12	06/23/2016
612254	06/23/2016	W/R	LISA KAISER	24.54	06/23/2016
612255	06/23/2016	W/V	MAKERBOT INDUSTRIES, LLC	614.95	06/29/2016
612256	06/23/2016	W/R	MARY JARSTFER	16.18	06/23/2016
612257	06/23/2016	W/R	MASTER TEACHER	215.63	06/29/2016
612258	06/23/2016	W/W	MASTROIANNI & ASSOC INC	1,760.90	
612259	06/23/2016	W/R	MCMASTER-CARR	101.36	06/29/2016
612260	06/23/2016	W/R	MEDINA CITY SCHOOLS	11,700.72	06/30/2016
612261	06/23/2016	W/R	MEDINA CREATIVE ACCESSIBILITY	76.00	06/23/2016
612262	06/23/2016	W/W	MEDINA POWDER COATING CORP	325.00	
612263	06/23/2016	W/R	MELANIE CONDOSTA	155.00	06/23/2016
612264	06/23/2016	W/R	MELISSA PIPA	55.00	06/23/2016
612265	06/23/2016	W/R	META SOLUTIONS	14,093.58	06/29/2016
612266	06/23/2016	W/R	MUSIC IS ELEMENTARY	36.65	06/30/2016
612267	06/23/2016	W/W	NAPA AUTOMOTIVE PARTS & SERVIC	387.89	
612268	06/23/2016	W/R	NASCO	859.19	06/29/2016
612269	06/23/2016	W/R	NEW MEXICO CLAY	218.95	06/30/2016
612270	06/23/2016	W/R	NICHOLAS CERIMELE	21.60	06/23/2016
612271	06/23/2016	W/R	NICKLES BAKERY	2,099.76	06/30/2016
612272	06/23/2016	W/W	OAEP	50.00	
612273	06/23/2016	W/R	OASBO	25.00	06/29/2016
612274	06/23/2016	W/R	ORIENTAL TRADING COMPANY	373.89	06/29/2016
612275	06/23/2016	W/R	PALOS SPORTS, INC.	1,024.00	06/30/2016
612276	06/23/2016	W/R	PAMELA DOWNEY	200.00	06/23/2016
612277	06/23/2016	W/R	PEAP PRESIDENT'S EDUCATION	240.00	06/30/2016
612278	06/23/2016	W/R	CAFETERIA-PEPSI COLA ORDERS	231.54	06/30/2016
612279	06/23/2016	W/W	PICKERINGTON LOCAL SCHOOL DIST	300.00	
612280	06/23/2016	W/R	PARKPLAY SOLUTIONS	79.81	06/30/2016
612281	06/23/2016	W/R	POINT SPRING & DRIVESHAFT CO	1,403.16	06/29/2016
612282	06/23/2016	W/R	POSITIVE PROMOTIONS, INC	17.23	06/30/2016
612283	06/23/2016	W/R	PRAXAIR	23.90	06/30/2016
612284	06/23/2016	W/R	RAFCOMM, INC.	801.66	06/29/2016
612285	06/23/2016	W/R	REBECCA GIBSON	131.05	06/23/2016

Check#	Check Date	Org Sta	Vendor Paid	Check Amount	Status Date
612286	06/23/2016	W/R	REDTREE INVESTMENT GROUP	1,495.36	06/29/2016
612287	06/23/2016	W/R	REINHARDT SUPPLY COMPANY	5,613.86	06/30/2016
612288	06/23/2016	W/W	RENTEQUIP, INC.	153.70	
612289	06/23/2016	W/W	RJ VERNAK REFRIGERATION	817.56	
612290	06/23/2016	W/R	ROBERTS GRAPHICS	289.20	06/30/2016
612291	06/23/2016	W/R	ROBERTS MECHANICAL EQUIP. CO.	3,657.00	06/30/2016
612292	06/23/2016	W/R	ROBOTICS TECHNOLOGIES, INC	259.82	06/30/2016
612293	06/23/2016	W/R	RONALD L FULLER	150.00	06/23/2016
612294	06/23/2016	W/R	ROWLEYS WHOLESALE	202.84	06/29/2016
612295	06/23/2016	W/R	SANDRA DOWNEY	33.44	06/30/2016
612296	06/23/2016	W/R	SANSON COMPANY	4,406.75	06/29/2016
612297	06/23/2016	W/R	SARGENT-WELCH LLC	2,270.06	06/29/2016
612298	06/23/2016	W/R	SCHINDLER ELEVATOR CORP.	98.54	06/30/2016
612299	06/23/2016	W/R	SCHOLASTIC INC.	131.00	06/30/2016
612300	06/23/2016	W/R	SCHOLASTIC READING CLUB	717.50	06/29/2016
612301	06/23/2016	W/R	SCHOOL NURSE SUPPLY, INC.	386.76	06/30/2016
612302	06/23/2016	W/R	SCHOOL SPECIALTY, INC	2,021.27	06/29/2016
612303	06/23/2016	W/R	SHANNON DUNCAN	58.32	06/23/2016
612304	06/23/2016	W/R	SHANNON FEDERINKO	40.99	06/23/2016
612305	06/23/2016	W/W	SHEARER EQUIPMENT	275.63	
612306	06/23/2016	W/W	SMITH BROTHERS INC.	192.00	
612307	06/23/2016	W/R	STANDARD WELDING & STEEL	136.75	06/30/2016
612308	06/23/2016	W/R	STANTON'S SHEET MUSIC	209.96	06/29/2016
612309	06/23/2016	W/W	STOW CITY SCHOOL DISTRICT	306.78	
612310	06/23/2016	W/R	TERESA LAWLER	200.00	06/23/2016
612311	06/23/2016	W/W	BEE-BOT.US.COM	718.95	
612312	06/23/2016	W/R	TINA CASSIDY	49.29	06/23/2016
612313	06/23/2016	W/R	TOLEDO PHYS EDUCATION SUPPLY	375.16	06/30/2016
612314	06/23/2016	W/W	OHIO DEPARTMENT OF COMMERCE	153.25	
612315	06/23/2016	W/R	TREASURER, STATE OF OHIO	4,457.91	06/29/2016
612316	06/23/2016	W/R	TREE MAINTENANCE SERVICE INC	750.00	06/30/2016
612317	06/23/2016	W/R	TYLER SKIDMORE	740.83	06/23/2016
612318	06/23/2016	W/R	VANESSA STYGLES	49.93	06/23/2016
612319	06/23/2016	W/R	WARD'S SCIENCE	114.90	06/29/2016
612320	06/23/2016	W/R	WENDY SHUBROWSKY	107.21	06/23/2016
612321	06/23/2016	W/R	WEST MUSIC COMPANY	196.32	06/29/2016
612322	06/23/2016	W/R	WOLFF BROS. SUPPLY, INC.	2,795.08	06/30/2016
612323	06/23/2016	W/R	WOODWIND AND BRASSWIND	21.95	06/30/2016
612324	06/23/2016	W/W	WW WILLIAMS	213.36	
612325	06/23/2016	W/R	YOST EQUIPMENT SALES &	59.96	06/29/2016
612327	06/29/2016	W/W	AIRGAS USA, LLC	70.60	
612328	06/29/2016	W/W	APOLLO PEST CONTROL COMPANY	455.00	
612329	06/29/2016	W/W	APPLIED MAINTENANCE SUPPLIES	360.74	
612330	06/29/2016	W/W	ARMSTRONG CABLE	134.95	
612331	06/29/2016	W/W	ARROW UNIFORM	1,318.24	
612332	06/29/2016	W/W	BAKER & TAYLOR COMPANY	2,519.86	
612333	06/29/2016	W/W	BLICK ART MATERIALS LLC	871.99	
612334	06/29/2016	W/W	BOOKSOURCE	1,476.74	
612335	06/29/2016	W/W	DOMINIC'S PIZZA	260.00	
612336	06/29/2016	W/R	CATHY LASHER	5.38	06/30/2016
612337	06/29/2016	W/W	COLUMBIA GAS OF OHIO,INC	4,794.54	
612338	06/29/2016	W/W	CRITCHFIELD, CRITCHFIELD	3,535.00	

Check#	Check Date	Org Sta	Vendor Paid	Check Amount	Status Date
612339	06/29/2016	W/W	CROSSROADS ASPHALT	24,900.48	
612340	06/29/2016	W/W	ERICKA KOTT	23.33	
612341	06/29/2016	W/W	FASTENAL INDUSTRIAL &	41.82	
612342	06/29/2016	W/W	FRANKLIN COVEY	32.76	
612343	06/29/2016	W/W	FEDERAL EXPRESS CORP	24.72	
612344	06/29/2016	W/W	FLINN SCIENTIFIC, INC.	979.61	
612345	06/29/2016	W/W	FOLLETT SCHOOL SOLUTIONS, INC.	1,489.35	
612346	06/29/2016	W/W	FRONTIER	5,100.95	
612347	06/29/2016	W/W	G&L SUPPLY	2,770.07	
612348	06/29/2016	W/W	GLIDDEN PROFESSIONAL	32.17	
612349	06/29/2016	W/W	GOPHER SPORT	119.00	
612350	06/29/2016	W/R	GRACE M. CROMER	19.00	06/30/2016
612351	06/29/2016	W/W	GRAINGER SUPPLY CO	595.68	
612352	06/29/2016	W/W	GRIZZLY AUTO & TIRE	21.30	
612353	06/29/2016	W/R	JENIFER SCOTT	8.90	06/30/2016
612354	06/29/2016	W/W	JOHN S GRIMM, INC.	81.20	
612355	06/29/2016	W/W	JW PEPPER & SON, INC.	87.50	
612356	06/29/2016	W/W	KIEFER EQUIPMENT CO	54.90	
612357	06/29/2016	W/W	KOKOSING MATERIALS, INC.	268.00	
612358	06/29/2016	W/W	LAKESHORE LEARNING MATERIALS	91.98	
612359	06/29/2016	W/W	LIFETOUCH NATIONAL SCHOOLS	170.00	
612360	06/29/2016	W/W	MASTER TEACHER	34.80	
612361	06/29/2016	W/W	MCMASTER-CARR	97.17	
612362	06/29/2016	W/W	MEDINA CITY SCHOOLS	16,200.70	
612363	06/29/2016	W/W	MEDINA FARMERS EXCHANGE	220.01	
612364	06/29/2016	W/W	MEDINA GLASS COMPANY	160.34	
612365	06/29/2016	W/W	MEDINA TRACTOR SALES	65.00	
612366	06/29/2016	W/W	MSB CONSULTING GROUP, LLC	21.12	
612367	06/29/2016	W/W	MUSIC IS ELEMENTARY	52.89	
612368	06/29/2016	W/W	NAPA AUTOMOTIVE PARTS & SERVIC	68.31	
612369	06/29/2016	W/W	NORDEC, INC.	200.00	
612370	06/29/2016	W/W	OHIO EDISON COMPANY	70,779.64	
612371	06/29/2016	W/W	PLUMBMASTER, INC.	461.81	
612372	06/29/2016	W/V	POSITIVE PROMOTIONS, INC	17.23	06/30/2016
612373	06/29/2016	W/W	PSI AFFILIATES, INC.	14,507.31	
612374	06/29/2016	W/W	RACHEL VIDA	32.68	
612375	06/29/2016	W/W	RAFCOMM, INC.	280.21	
612376	06/29/2016	W/W	REINHARDT SUPPLY COMPANY	3,283.10	
612377	06/29/2016	W/W	ROJEN COMPANY	123.10	
612378	06/29/2016	W/W	SCHOLASTIC BOOK SERVICES	373.00	
612379	06/29/2016	W/W	SCHOLASTIC PROFESSIONAL BOOKS	179.52	
612380	06/29/2016	W/W	SCHOLASTIC READING CLUB	392.00	
612381	06/29/2016	W/W	SCHOOL SPECIALTY, INC	379.33	
612382	06/29/2016	W/W	SCOTT SCRIVEN LLP	1,656.25	
612383	06/29/2016	W/W	SHEARER EQUIPMENT	389.00	
612384	06/29/2016	W/R	SHERRIE SCHNEIDER	132.00	06/30/2016
612385	06/29/2016	W/W	SHERWIN WILLIAMS COMPANY	356.40	
612386	06/29/2016	W/W	STANTON'S SHEET MUSIC	363.70	
612387	06/29/2016	W/W	TALBERT'S COMMERCIAL PRODUCTS	376.46	
612388	06/29/2016	W/W	TAYLOR CONSULTING GROUP	2,079.00	
612389	06/29/2016	W/W	ULINE	633.88	
612390	06/29/2016	W/W	US GAMES	73.95	

Check#	Check Date	Org Sta	Vendor Paid	Check Amount	Status Date
612391	06/29/2016	W/W	USA CUSTOM APPAREL LLC	1,703.00	
612392	06/29/2016	W/W	WARD'S SCIENCE	26.19	
612393	06/29/2016	W/W	WEATHERTITE EXTERIOR	33,540.00	
612394	06/29/2016	W/R	WENDY GOOD	80.94	06/30/2016
612395	06/29/2016	W/W	WOLFF BROS. SUPPLY, INC.	75.32	
612396	06/25/2016	W/W	HEINEMANN	229.08	
612397	06/25/2016	W/W	JENNIFER HOERGER	69.66	
612398	06/25/2016	W/W	KARL WESLEY KOSKO	600.00	
612399	06/25/2016	W/W	MEDINA COUNTY BOARD OF	18,219.10	
612400	06/25/2016	W/W	RUTH A OSWALD	500.00	
612401	06/25/2016	W/W	EM LITERACY LLC	3,300.00	
612402	06/25/2016	W/W	KAEDEN BOOKS	651.00	
612403	06/25/2016	W/W	LOVE AND LOGIC INSTITUTE	100.00	
942319	06/03/2016	C/C	MEMO -MEDINA CITY SCHOOLS	1,795,267.65	
942320	06/17/2016	C/C	MEMO -MEDINA CITY SCHOOLS	1,777,362.22	
942321	06/18/2016	C/C	MEMO -MEDINA CITY SCHOOLS	1,824.17	

Total Checks Issued $ 7,405,314.38

	FYTD Appropriated	Prior FY Carryover Encumbrances	FYTD Expendable	FYTD Actual Expenditures	MTD Actual Expenditures	Current Encumbrances	FYTD Unencumbered Balance	FYTD Percent Exp/Enc
*****TOTAL FOR FUND-SCC 001 0000 (GENERAL FUND):	68,418,809.84	638,951.71	69,057,761.55	67,418,180.16	5,773,393.99	1,245,163.02	394,418.37	99.43
*****TOTAL FOR FUND-SCC 002 0000 (BOND RETIREMENT):	1,421,850.00	0.00	1,421,850.00	1,418,561.05	0.00	0.00	3,288.95	99.77
*****TOTAL FOR FUND-SCC 002 9000 (BOND RETIREMENT - NEW ELEM/SR HIGH):	4,326,111.50	0.00	4,326,111.50	4,219,418.10	0.00	0.00	106,693.40	97.53
*****TOTAL FOR FUND-SCC 002 9012 (LOCAL SALES TAX RETIREMENT OF COPS):	1,687,932.12	0.00	1,687,932.12	1,687,432.12	0.00	0.00	500.00	99.97
*****TOTAL FOR FUND-SCC 002 9014 (CONSOLIDATION - ENERGY & TRANSP NOTES):	348,731.25	0.00	348,731.25	348,731.18	0.00	0.00	0.07	100.00
*****TOTAL FOR FUND-SCC 003 0000 (PERMANENT IMPROVEMENT FUND):	4,628.88	0.00	4,628.88	0.00	0.00	0.00	4,628.88	0.00
*****TOTAL FOR FUND-SCC 003 9001 (MEDINA CITY REC CENTER-PERMANENT IMPROV.):	138,000.00	4,715.00	142,715.00	7,171.12	0.00	12,300.00	123,243.88	13.64
*****TOTAL FOR FUND-SCC 006 0000 (LUNCHROOM FUND):	2,325,330.67	4,817.13	2,330,147.80	2,263,288.61	229,290.67	40,115.07	26,744.12	98.85
*****TOTAL FOR FUND-SCC 007 9004 (COLLINS SCHOLARSHIP/POST-GRADUATE):	17,000.00	0.00	17,000.00	17,000.00	0.00	0.00	0.00	100.00
*****TOTAL FOR FUND-SCC 007 9111 (CHARLES STANGEL SCHOLARSHIP FUND):	1,000.00	0.00	1,000.00	1,000.00	1,000.00	0.00	0.00	100.00

FYTD Appropriated	Prior FY Carryover Encumbrances	FYTD Expendable	FYTD Actual Expenditures	MTD Actual Expenditures	Current Encumbrances	FYTD Unencumbered Balance	FYTD Percent Exp/Enc
*****TOTAL FOR FUND-SCC 007 9333 (RIOS STUDENT LEADER SCHOLAR.):							
20,000.00	0.00	20,000.00	3,500.00	0.00	0.00	16,500.00	17.50
*****TOTAL FOR FUND-SCC 008 9002 (KANEHL MUSIC TRUST):							
250.00	0.00	250.00	250.00	0.00	0.00	0.00	100.00
*****TOTAL FOR FUND-SCC 008 9003 (RICHARD HOFFMAN COLLINS MEMORIAL SCHOLARSHIP):							
32,750.00	0.00	32,750.00	32,750.00	0.00	0.00	0.00	100.00
*****TOTAL FOR FUND-SCC 008 9112 (ELAINE BUSHMAN FUND):							
1,000.00	0.00	1,000.00	125.00	0.00	0.00	875.00	12.50
*****TOTAL FOR FUND-SCC 009 9000 (STAR):							
22,500.00	0.00	22,500.00	10,870.25	10,870.25	0.00	11,629.75	48.31
*****TOTAL FOR FUND-SCC 009 9110 (UNIFORM SUPPLIES GARFIELD):							
14,031.00	376.36	14,407.36	11,536.70	550.05	369.74	2,500.92	82.64
*****TOTAL FOR FUND-SCC 009 9120 (UNIFORM SUPPLIES - CANAVAN):							
15,751.00	0.00	15,751.00	11,866.76	718.66	2,786.30	1,097.94	93.03
*****TOTAL FOR FUND-SCC 009 9130 (UNIFORM SUPPLIES - FENN):							
19,031.00	0.00	19,031.00	12,442.73	30.56	0.00	6,588.27	65.38
*****TOTAL FOR FUND-SCC 009 9140 (UNIFORM SUPPLIES - HERITAGE):							
14,858.00	1,452.00	16,310.00	12,900.33	0.00	0.00	3,409.67	79.09
*****TOTAL FOR FUND-SCC 009 9160 (UNIFORM SUPPLIES - BLAKE):							
16,548.00	149.93	16,697.93	13,690.48	0.00	0.00	3,007.45	81.99

	FYTD Appropriated	Prior FY Carryover Encumbrances	FYTD Expendable	FYTD Actual Expenditures	MTD Actual Expenditures	Current Encumbrances	FYTD Unencumbered Balance	FYTD Percent Exp/Enc
*****TOTAL FOR FUND-SCC 009 9170 (UNIFORM SUPPLIES - RALPH WAITE ELEMENTARY):	22,231.00	0.00	22,231.00	15,567.12	0.00	0.00	6,663.88	70.02
*****TOTAL FOR FUND-SCC 009 9180 (UNIFORM SUPPLIES - ELIZA NORTHROP ELEMENTARY):	18,119.00	0.00	18,119.00	11,162.45	68.27	0.00	6,956.55	61.61
*****TOTAL FOR FUND-SCC 009 9200 (UNIFORM SUPPLIES - CLAGGETT MIDDLE SCHOOL):	62,795.00	410.00	63,205.00	47,546.58	48.58	400.00	15,258.42	75.86
*****TOTAL FOR FUND-SCC 009 9210 (UNIFORM SUPPLIES - A.I. ROOT MIDDLE SCHOOL):	46,158.00	0.00	46,158.00	43,666.63	661.57	173.06	2,318.31	94.98
*****TOTAL FOR FUND-SCC 009 9300 (UNIFORM SUPPLIES - SENIOR HIGH SCHOOL):	184,282.00	24,706.41	208,988.41	108,092.71	8,834.81	9,668.95	91,226.75	56.35
*****TOTAL FOR FUND-SCC 014 9015 (MEDINA CNTY JUV DET CNTR FY 15):	114,156.31	0.00	114,156.31	114,156.31	0.00	0.00	0.00	100.00
*****TOTAL FOR FUND-SCC 014 9016 (MEDINA CNTY JUV DET CNTR):	250,000.00	0.00	250,000.00	232,111.33	20,707.97	0.00	17,888.67	92.84
*****TOTAL FOR FUND-SCC 014 9115 (EVOLVE FY 15):	222,933.77	28,036.72	250,970.49	225,985.41	2.03	17.55	24,967.53	90.05
*****TOTAL FOR FUND-SCC 014 9116 (EVOLVE FY 16):	583,714.46	0.00	583,714.46	543,651.95	111,756.63	27,869.88	12,192.63	97.91
*****TOTAL FOR FUND-SCC 016 0000 (EMERGENCY LEVY):	3,365,760.84	10,520.00	3,376,280.84	3,368,724.36	256,482.72	0.00	7,556.48	99.78

	FYTD Appropriated	Prior FY Carryover Encumbrances	FYTD Expendable	FYTD Actual Expenditures	MTD Actual Expenditures	Current Encumbrances	FYTD Unencumbered Balance	FYTD Percent Exp/Enc
*****TOTAL FOR FUND-SCC 018 9110 (PRINCIPAL'S FUND - GARFIELD):	11,000.00	0.00	11,000.00	6,906.94	1,392.82	52.45	4,040.61	63.27
*****TOTAL FOR FUND-SCC 018 9111 (GARFIELD SCHOOL STORE):	500.00	0.00	500.00	167.40	74.70	0.00	332.60	33.48
*****TOTAL FOR FUND-SCC 018 9113 (GARFIELD MEDIA CENTER):	3,500.00	0.00	3,500.00	143.54	143.54	11.23	3,345.23	4.42
*****TOTAL FOR FUND-SCC 018 9120 (PRINCIPAL - CANAVAN):	31,000.00	2,918.97	33,918.97	16,383.36	2,068.16	0.00	17,535.61	48.30
*****TOTAL FOR FUND-SCC 018 9123 (BOOK FAIR - CANAVAN):	10,000.00	0.00	10,000.00	6,037.47	485.20	219.08	3,743.45	62.57
*****TOTAL FOR FUND-SCC 018 9130 (PRINCIPAL - FENN):	41,450.00	0.00	41,450.00	8,701.31	3,191.39	20,729.79	12,018.90	71.00
*****TOTAL FOR FUND-SCC 018 9132 (FENN SCHOOL STORE):	1,465.46	0.00	1,465.46	628.71	0.00	0.00	836.75	42.90
*****TOTAL FOR FUND-SCC 018 9133 (BOOK FAIR - FENN):	7,964.74	0.00	7,964.74	0.00	0.00	7,964.74	0.00	100.00
*****TOTAL FOR FUND-SCC 018 9135 (MEDINA SKI TEAM - DISTRICTWIDE):	6,000.00	0.00	6,000.00	3,804.00-	0.00	0.00	9,804.00	63.40-
*****TOTAL FOR FUND-SCC 018 9140 (PRINCIPAL'S FUND - HERITAGE):	9,200.00	10,951.04	20,151.04	17,609.49	1,426.27	2,303.47	238.08	98.82

	FYTD Appropriated	Prior FY Carryover Encumbrances	FYTD Expendable	FYTD Actual Expenditures	MTD Actual Expenditures	Current Encumbrances	FYTD Unencumbered Balance	FYTD Percent Exp/Enc
*****TOTAL FOR FUND-SCC 018 9143 (HERITAGE MEDIA CENTER):	6,200.00	0.00	6,200.00	5,680.61	640.23	132.94	386.45	93.77
*****TOTAL FOR FUND-SCC 018 9160 (PRINCIPAL'S FUND - H G BLAKE):	21,800.00	149.95	21,949.95	13,208.87	1,996.99	182.15	8,558.93	61.01
*****TOTAL FOR FUND-SCC 018 9163 (BLAKE MEDIA CENTER):	4,000.00	0.00	4,000.00	863.51	863.51	194.65	2,941.84	26.45
*****TOTAL FOR FUND-SCC 018 9164 (FIELD TRIPS/BLAKE ELEMENTARY):	0.34	0.00	0.34	0.34	0.00	0.00	0.00	100.00
*****TOTAL FOR FUND-SCC 018 9170 (PRINCIPALS FUND - RALPH WAITE ELEMENTARY):	25,800.00	0.00	25,800.00	13,976.82	1,227.03	0.00	11,823.18	54.17
*****TOTAL FOR FUND-SCC 018 9173 (MEDIA CENTER RALPH WAITE ELEMENTARY):	5,500.00	0.00	5,500.00	5,500.00	0.00	0.00	0.00	100.00
*****TOTAL FOR FUND-SCC 018 9180 (PRINCIPALS FUND ELIZA NORTHROP ELEMENTARY):	14,100.00	1,768.31	15,868.31	10,019.97	1,446.44-	0.00	5,848.34	63.14
*****TOTAL FOR FUND-SCC 018 9181 (NORTHROP ELEMENTARY SCHOOL STORE):	1,000.00	0.00	1,000.00	208.99-	0.00	0.00	1,208.99	20.90-
*****TOTAL FOR FUND-SCC 018 9183 (MEDIA CENTER ELIZA NORTHROP ELEMENTARY):	5,000.00	0.00	5,000.00	4,507.46	0.00	0.00	492.54	90.15
*****TOTAL FOR FUND-SCC 018 9200 (PRINCIPAL'S FUND - CLAGGETT M.S.):	37,500.00	1,711.58	39,211.58	29,021.36	14,217.66	3,317.55	6,872.67	82.47

	FYTD Appropriated	Prior FY Carryover Encumbrances	FYTD Expendable	FYTD Actual Expenditures	MTD Actual Expenditures	Current Encumbrances	FYTD Unencumbered Balance	FYTD Percent Exp/Enc
*****TOTAL FOR FUND-SCC 018 9201 (CLAGGETT M.S. - WASHINGTON TRIP):	77.09	0.00	77.09	77.09	77.09	0.00	0.00	100.00
*****TOTAL FOR FUND-SCC 018 9203 (CLAGGETT M.S. MEDIA CENTER):	9,254.94	0.00	9,254.94	5,858.90	1,003.38	76.62	3,319.42	64.13
*****TOTAL FOR FUND-SCC 018 9210 (PRINCIPAL'S FUND - ROOT M.S.):	28,000.00	3,571.78	31,571.78	22,486.99	5,180.99	731.59	8,353.20	73.54
*****TOTAL FOR FUND-SCC 018 9211 (ROOT M.S. MEDIA CENTER):	7,606.87	1,528.93	9,135.80	5,063.51	84.47	320.41	3,751.88	58.93
*****TOTAL FOR FUND-SCC 018 9300 (PRINCIPAL'S FUND - SENIOR HIGH):	85,113.00	3,038.25	88,151.25	24,050.47	729.84	42,365.78	21,735.00	75.34
*****TOTAL FOR FUND-SCC 018 9303 (PERFORMING ARTS):	41,200.00	8,168.29	49,368.29	38,255.95	3,004.05	7,655.00	3,457.34	93.00
*****TOTAL FOR FUND-SCC 018 9304 (BATTLING BEES BOOKSTORE):	17,850.00	0.00	17,850.00	8,698.23	170.00	0.00	9,151.77	48.73
*****TOTAL FOR FUND-SCC 018 9305 (FLEXIBLE CREDIT FUND):	207.37	0.00	207.37	207.37	30.05	0.00	0.00	100.00
*****TOTAL FOR FUND-SCC 018 9901 (PUBLIC SCHOOL SUPPORT - INSTRUCTION DEPT.):	12,000.00	0.00	12,000.00	6,479.97	167.25	1,145.29	4,374.74	63.54
*****TOTAL FOR FUND-SCC 018 9905 (PUBLIC SCHOOL SUPPORT/STUDENT SERVICES):	24,000.00	0.00	24,000.00	18,946.03	1,507.61	4.45	5,049.52	78.96

FYTD Appropriated	Prior FY Carryover Encumbrances	FYTD Expendable	FYTD Actual Expenditures	MTD Actual Expenditures	Current Encumbrances	FYTD Unencumbered Balance	FYTD Percent Exp/Enc
*****TOTAL FOR FUND-SCC 018 9906 (COMMUNICATIONS - PUBLIC SCHOOL SUPPORT):							
2,570.00	0.00	2,570.00	2,544.94	39.94	0.00	25.06	99.02
*****TOTAL FOR FUND-SCC 018 9920 (TRSP FUND):							
3,200.00	0.00	3,200.00	408.52	0.00	0.00	2,791.48	12.77
*****TOTAL FOR FUND-SCC 019 9016 (MCDAC GRANT FY16):							
82,368.00	0.00	82,368.00	82,368.00	0.00	0.00	0.00	100.00
*****TOTAL FOR FUND-SCC 019 9023 (PUBLIC EDUCATION LEADERSHIP COMMUNITY GRANTS):							
16,178.60	0.00	16,178.60	16,178.59	0.00	0.00	0.01	100.00
*****TOTAL FOR FUND-SCC 019 9180 (PPG INNOVATIVE CLASSROOM GRANT-NORTHROP):							
999.00	0.00	999.00	983.69	0.00	0.00	15.31	98.47
*****TOTAL FOR FUND-SCC 019 9613 (FUEL UP - CONDOSTA - ROOT - FY13):							
500.00	0.00	500.00	500.00	500.00	0.00	0.00	100.00
*****TOTAL FOR FUND-SCC 019 9715 (FUEL UP - BLAKE - FY15):							
224.00	0.00	224.00	199.37	123.88	19.07	5.56	97.52
*****TOTAL FOR FUND-SCC 019 9816 (PPG INDUSTRIES GRANT HS):							
1,000.00	0.00	1,000.00	1,000.00	0.00	0.00	0.00	100.00
*****TOTAL FOR FUND-SCC 020 9001 (TRANSPORTATION ENTERPRISE):							
40,000.00	7,294.67	47,294.67	26,018.73	30.47	209.18	21,066.76	55.46
*****TOTAL FOR FUND-SCC 022 9000 (Unclaimed funds):							
5,000.00	0.00	5,000.00	0.00	0.00	0.00	5,000.00	0.00

	FYTD Appropriated	Prior FY Carryover Encumbrances	FYTD Expendable	FYTD Actual Expenditures	MTD Actual Expenditures	Current Encumbrances	FYTD Unencumbered Balance	FYTD Percent Exp/Enc
*****TOTAL FOR FUND-SCC 022 9300 (OH HIGH SCHOOL ATH ASSOC FUND):	66,398.77	0.00	66,398.77	66,398.77	4,356.72	0.00	0.00	100.00
*****TOTAL FOR FUND-SCC 024 9001 (MEDICAL AND DRUG/SELF INSURANCE FUNDS):	7,804,229.00	90,984.20	7,895,213.20	7,744,993.20	542,859.98	5,959.84	144,260.16	98.17
*****TOTAL FOR FUND-SCC 024 9002 (DENTAL SELF INSURANCE FUNDS):	606,145.80	0.00	606,145.80	606,145.80	50,899.20	0.00	0.00	100.00
*****TOTAL FOR FUND-SCC 024 9094 (FLEX PRO):	8,500.00	0.00	8,500.00	6,804.30	508.20	0.00	1,695.70	80.05
*****TOTAL FOR FUND-SCC 027 0000 (WORKMANS COMP.-SELF INS):	190,000.00	0.00	190,000.00	109,988.47	904.83	0.00	80,011.53	57.89
*****TOTAL FOR FUND-SCC 071 9013 (LOCAL SALES TAX PERMANENT IMPROVEMENTS):	2,821,212.50	41,157.85	2,862,370.35	2,265,355.43	2,079.00	28,511.34	568,503.58	80.14
*****TOTAL FOR FUND-SCC 200 9110 (GARFIELD STUDENT COUNCIL/K-KIDS CLUB):	1,200.00	0.00	1,200.00	202.02	60.93	0.00	997.98	16.84
*****TOTAL FOR FUND-SCC 200 9121 (ELLA CANAVAN STUDENT COUNCIL):	1,000.00	0.00	1,000.00	614.22	54.16	385.78	0.00	100.00
*****TOTAL FOR FUND-SCC 200 9185 (K-KIDS KIWANIS ACTIVITY CLUB-NORTHROP):	3,000.00	200.00	3,200.00	1,341.64	40.53	0.00	1,858.36	41.93
*****TOTAL FOR FUND-SCC 200 9202 (CLAGGETT MIDDLE SCH. STUDENT COUNCIL):	5,000.00	0.00	5,000.00	4,060.88	205.00	236.94	702.18	85.96

	FYTD Appropriated	Prior FY Carryover Encumbrances	FYTD Expendable	FYTD Actual Expenditures	MTD Actual Expenditures	Current Encumbrances	FYTD Unencumbered Balance	FYTD Percent Exp/Enc
*****TOTAL FOR FUND-SCC 200 9203 (PEP CLUB - CLAGGETT MIDDLE SCHOOL):	1,356.52	0.00	1,356.52	1,356.52	1,356.52	0.00	0.00	100.00
*****TOTAL FOR FUND-SCC 200 9204 (CLAGGETT MIDDLE SCHOOL CHEERLEADERS):	387.98	0.00	387.98	387.96	387.96	0.00	0.02	99.99
*****TOTAL FOR FUND-SCC 200 9205 (CLAGGETT MIDDLE SCH. BUILDERS CLUB):	800.00	0.00	800.00	291.07	0.00	0.00	508.93	36.38
*****TOTAL FOR FUND-SCC 200 9208 (MAT CLUB - CLAGGETT MIDDLE SCHOOL):	776.54	0.00	776.54	776.54	776.54	0.00	0.00	100.00
*****TOTAL FOR FUND-SCC 200 9209 (CLAGGETT MIDDLE SCHOOL DRAMA CLUB):	5,000.00	128.82	5,128.82	3,665.64	0.00	0.00	1,463.18	71.47
*****TOTAL FOR FUND-SCC 200 9211 (WORK STUDY CLUB):	101.47	0.00	101.47	101.47	101.47	0.00	0.00	100.00
*****TOTAL FOR FUND-SCC 200 9213 (ENVIRONMENTAL CLUB - CLAGGETT MIDDLE SCH.):	83.94	0.00	83.94	83.94	83.94	0.00	0.00	100.00
*****TOTAL FOR FUND-SCC 200 9256 (DRAMA CLUB - ROOT M.S.):	2,980.00	0.00	2,980.00	2,902.83	0.00	77.17	0.00	100.00
*****TOTAL FOR FUND-SCC 200 9258 (STUDENT COUNCIL - ROOT M.S.):	1,470.00	0.00	1,470.00	990.00	687.04	182.96	297.04	79.79
*****TOTAL FOR FUND-SCC 200 9301 (YOUNG AMERICANS FOR FREEDOM):	1,000.00	0.00	1,000.00	0.00	0.00	0.00	1,000.00	0.00

	FYTD Appropriated	Prior FY Carryover Encumbrances	FYTD Expendable	FYTD Actual Expenditures	MTD Actual Expenditures	Current Encumbrances	FYTD Unencumbered Balance	FYTD Percent Exp/Enc
*****TOTAL FOR FUND-SCC 200 9302 (ART CLUB):	200.00	0.00	200.00	0.00	0.00	0.00	200.00	0.00
*****TOTAL FOR FUND-SCC 200 9305 (CHEMCLUB):	300.00	0.00	300.00	0.00	0.00	0.00	300.00	0.00
*****TOTAL FOR FUND-SCC 200 9307 (CHOIR):	45,000.00	4,712.10	49,712.10	27,999.36	13,308.90	7,451.10	14,261.64	71.31
*****TOTAL FOR FUND-SCC 200 9312 (DRAMA CLUB):	34,110.00	85.00	34,195.00	11,782.37	14.36-	0.00	22,412.63	34.46
*****TOTAL FOR FUND-SCC 200 9318 (GIRLS LEADERSHIP CLUB):	2,700.00	0.00	2,700.00	1,253.61	0.00	0.00	1,446.39	46.43
*****TOTAL FOR FUND-SCC 200 9321 (KEY CLUB):	22,500.00	0.00	22,500.00	9,591.80	180.43	0.00	12,908.20	42.63
*****TOTAL FOR FUND-SCC 200 9323 (MEDINAMITE):	960.00	0.00	960.00	0.00	300.00-	0.00	960.00	0.00
*****TOTAL FOR FUND-SCC 200 9324 (MEDINIAN):	24,000.00	2,000.00	26,000.00	3,116.40	0.00	0.00	22,883.60	11.99
*****TOTAL FOR FUND-SCC 200 9325 (MUSIC - BAND):	10,000.00	0.00	10,000.00	2,253.88	2,097.08-	678.22	7,067.90	29.32
*****TOTAL FOR FUND-SCC 200 9326 (NATIONAL HONOR SOCIETY):	6,000.00	0.00	6,000.00	690.40	442.06	0.00	5,309.60	11.51

	FYTD Appropriated	Prior FY Carryover Encumbrances	FYTD Expendable	FYTD Actual Expenditures	MTD Actual Expenditures	Current Encumbrances	FYTD Unencumbered Balance	FYTD Percent Exp/Enc
*****TOTAL FOR FUND-SCC 200 9327 (ORCHESTRA):	16,000.00	0.00	16,000.00	0.00	0.00	0.00	16,000.00	0.00
*****TOTAL FOR FUND-SCC 200 9332 (SPANISH CLUB):	4,700.00	210.22	4,910.22	2,277.40	0.00	0.00	2,632.82	46.38
*****TOTAL FOR FUND-SCC 200 9333 (STUDENT COUNCIL):	58,000.00	20,965.09	78,965.09	47,709.46	1,034.99	0.00	31,255.63	60.42
*****TOTAL FOR FUND-SCC 200 9335 (LATIN CLUB):	8,000.00	349.40	8,349.40	1,338.10	50.61	0.00	7,011.30	16.03
*****TOTAL FOR FUND-SCC 200 9337 (AMERICAN SIGN LANGUAGE CLUB):	130.00	0.00	130.00	55.69	0.00	0.00	74.31	42.84
*****TOTAL FOR FUND-SCC 200 9339 (SPEECH/DEBATE CLUB):	25,000.00	1,638.43	26,638.43	20,570.04	0.00	41.50	6,026.89	77.38
*****TOTAL FOR FUND-SCC 200 9340 (S. A. D. D.):	1,433.45	166.55	1,600.00	981.51	0.00	0.00	618.49	61.34
*****TOTAL FOR FUND-SCC 200 9346 (PENGUIN BOWL/NOSB):	700.00	0.00	700.00	340.00	0.00	0.00	360.00	48.57
*****TOTAL FOR FUND-SCC 200 9350 (TECHNOLOGY CLUB):	942.00	933.00	1,875.00	1,863.23	150.00	0.00	11.77	99.37
*****TOTAL FOR FUND-SCC 200 9352 (VIDEO CLUB - SR HI):	418.00	4,582.00	5,000.00	4,961.63	0.00	0.00	38.37	99.23

	FYTD Appropriated	Prior FY Carryover Encumbrances	FYTD Expendable	FYTD Actual Expenditures	MTD Actual Expenditures	Current Encumbrances	FYTD Unencumbered Balance	FYTD Percent Exp/Enc
*****TOTAL FOR FUND-SCC 200 9353 (CHINESE CLUB):	550.00	0.00	550.00	414.98	200.00	0.00	135.02	75.45
*****TOTAL FOR FUND-SCC 200 9355 (GAY STRAIGHT ALLIANCE):	838.00	0.00	838.00	640.75	0.00	0.00	197.25	76.46
*****TOTAL FOR FUND-SCC 200 9380 (V O F T):	15,918.44	611.08	16,529.52	16,529.52	0.00	0.00	0.00	100.00
*****TOTAL FOR FUND-SCC 200 9408 (CLASS OF 2008):	66.00	0.00	66.00	66.00	66.00	0.00	0.00	100.00
*****TOTAL FOR FUND-SCC 200 9412 (CLASS OF 2012):	2,655.86	0.00	2,655.86	2,655.86	2,655.86	0.00	0.00	100.00
*****TOTAL FOR FUND-SCC 200 9413 (CLASS OF 2013):	712.87	0.00	712.87	712.87	712.87	0.00	0.00	100.00
*****TOTAL FOR FUND-SCC 200 9414 (CLASS OF 2014):	359.91	0.00	359.91	359.91	359.91	0.00	0.00	100.00
*****TOTAL FOR FUND-SCC 200 9415 (CLASS OF 2015):	835.24	589.76	1,425.00	1,425.00	961.61	0.00	0.00	100.00
*****TOTAL FOR FUND-SCC 200 9416 (CLASS OF 2016):	4,913.36	360.92	5,274.28	2,723.08	632.01	0.00	2,551.20	51.63
*****TOTAL FOR FUND-SCC 200 9417 (CLASS OF 2017):	44,000.00	900.00	44,900.00	39,296.56	16,645.85	530.80	5,072.64	88.70

	FYTD Appropriated	Prior FY Carryover Encumbrances	FYTD Expendable	FYTD Actual Expenditures	MTD Actual Expenditures	Current Encumbrances	FYTD Unencumbered Balance	FYTD Percent Exp/Enc
*****TOTAL FOR FUND-SCC 200 9418 (CLASS OF 2018):	2,000.00	0.00	2,000.00	153.34	0.00	0.00	1,846.66	7.67
*****TOTAL FOR FUND-SCC 200 9419 (CLASS OF 2019):	500.00	0.00	500.00	0.00	0.00	0.00	500.00	0.00
*****TOTAL FOR FUND-SCC 300 0000 (ATHLETIC FUND):	358,862.50	27,222.11	386,084.61	316,144.85	560.73-	36,785.87	33,153.89	91.41
*****TOTAL FOR FUND-SCC 300 9201 (CLAGGETT MIDDLE SCH. BAND FUND):	35,350.00	0.00	35,350.00	16,383.20	1,156.38	600.00	18,366.80	48.04
*****TOTAL FOR FUND-SCC 300 9208 (CLAGGETT - 6TH GRADE TRIPS):	154,000.00	0.00	154,000.00	100,721.91	0.00	84.00	53,194.09	65.46
*****TOTAL FOR FUND-SCC 300 9250 (ROOT M.S. BAND FUND):	36,750.00	600.00	37,350.00	14,943.80	1,153.22	0.00	22,406.20	40.01
*****TOTAL FOR FUND-SCC 300 9253 (ROOT M.S. BEEHIVE):	626.00	0.00	626.00	53.86	0.00	100.00	472.14	24.58
*****TOTAL FOR FUND-SCC 300 9258 (ROOT - DISTRICT SUPERVISED ACTIVITIES):	108,507.50	0.00	108,507.50	103,710.00	1,527.50	0.00	4,797.50	95.58
*****TOTAL FOR FUND-SCC 300 9302 (BOYS VOLLEYBALL):	6,100.00	0.00	6,100.00	2,463.50	0.00	600.00	3,036.50	50.22
*****TOTAL FOR FUND-SCC 300 9303 (HUDDLE/SHUDDLE):	2,500.00	0.00	2,500.00	1,454.18	265.38	0.00	1,045.82	58.17

	FYTD Appropriated	Prior FY Carryover Encumbrances	FYTD Expendable	FYTD Actual Expenditures	MTD Actual Expenditures	Current Encumbrances	FYTD Unencumbered Balance	FYTD Percent Exp/Enc
*****TOTAL FOR FUND-SCC 300 9304 (LINK CREW):	3,475.00	0.00	3,475.00	2,326.22	327.70	0.00	1,148.78	66.94
*****TOTAL FOR FUND-SCC 300 9305 (MHS DANCE TEAM):	900.00	400.00	1,300.00	598.96	0.00	0.00	701.04	46.07
*****TOTAL FOR FUND-SCC 300 9306 (MHS - DISTRICT SUPERVISED ACTIVITIES):	1,000.00	0.00	1,000.00	119.70	0.00	0.00	880.30	11.97
*****TOTAL FOR FUND-SCC 300 9313 (DRAMA/MUSICAL):	16,505.00	0.00	16,505.00	16,498.50	0.00	0.00	6.50	99.96
*****TOTAL FOR FUND-SCC 300 9325 (BAND - DISNEYLAND):	13,000.00	0.00	13,000.00	0.00	0.00	0.00	13,000.00	0.00
*****TOTAL FOR FUND-SCC 300 9334 (BEEHIVE CAFE):	13,550.00	2,343.17	15,893.17	10,870.13	199.56	1,052.37	3,970.67	75.02
*****TOTAL FOR FUND-SCC 300 9390 (GLOBAL TRIPS):	4,900.00	0.00	4,900.00	4,490.00	0.00	0.00	410.00	91.63
*****TOTAL FOR FUND-SCC 401 9000 (ST FRANCIS - MOBILE UNIT):	0.00	268,759.14	268,759.14	268,812.01	15,000.00	0.00	52.87-	100.02
*****TOTAL FOR FUND-SCC 401 9015 (AUXILIARY FUNDS/ST FRANCIS FY15):	0.00	83,565.88	83,565.88	83,565.88	0.00	0.00	0.00	100.00
*****TOTAL FOR FUND-SCC 401 9016 (AUXILIARY FUNDS/ST FRANCIS):	387,001.72	0.00	387,001.72	314,216.08	53,547.71	49,817.56	22,968.08	94.07

	FYTD Appropriated	Prior FY Carryover Encumbrances	FYTD Expendable	FYTD Actual Expenditures	MTD Actual Expenditures	Current Encumbrances	FYTD Unencumbered Balance	FYTD Percent Exp/Enc
*****TOTAL FOR FUND-SCC 401 9025 (AUX FUNDS NURTURY FY15):	5,197.33	448.36	5,645.69	5,645.69	0.00	0.00	0.00	100.00
*****TOTAL FOR FUND-SCC 401 9026 (AUX FUNDS NURTURY):	14,929.77	0.00	14,929.77	8,772.49	503.04	300.00	5,857.28	60.77
*****TOTAL FOR FUND-SCC 401 9035 (AUX FUNDS MCA FY15):	40.63	9,569.25	9,609.88	9,609.88	0.00	0.00	0.00	100.00
*****TOTAL FOR FUND-SCC 401 9036 (AUX FUNDS MCA):	129,217.14	0.00	129,217.14	98,457.19	9,092.56	28,877.64	1,882.31	98.54
*****TOTAL FOR FUND-SCC 401 9045 (KIDS COUNTRY FY15):	0.00	13,909.15	13,909.15	13,909.15	0.00	0.00	0.00	100.00
*****TOTAL FOR FUND-SCC 401 9046 (AUX FUNDS KIDS COUNTRY):	8,317.58	0.00	8,317.58	190.33	107.96	7,455.97	671.28	91.93
*****TOTAL FOR FUND-SCC 401 9064 (SM WONDERS FY14):	1,094.40	0.00	1,094.40	1,094.40	0.00	0.00	0.00	100.00
*****TOTAL FOR FUND-SCC 401 9065 (SM WONDERS FY15):	3,155.91	0.00	3,155.91	3,155.91	0.00	0.00	0.00	100.00
*****TOTAL FOR FUND-SCC 401 9066 (SM WONDERS):	1,644.12	0.00	1,644.12	0.00	0.00	0.00	1,644.12	0.00
*****TOTAL FOR FUND-SCC 451 9016 (CONNECTIVITY FY16):	19,800.00	0.00	19,800.00	19,800.00	0.00	0.00	0.00	100.00

	FYTD Appropriated	Prior FY Carryover Encumbrances	FYTD Expendable	FYTD Actual Expenditures	MTD Actual Expenditures	Current Encumbrances	FYTD Unencumbered Balance	FYTD Percent Exp/Enc
*****TOTAL FOR FUND-SCC 463 9015 (ALT ED FY15):	7,034.08	0.00	7,034.08	7,034.08	0.00	0.00	0.00	100.00
*****TOTAL FOR FUND-SCC 463 9016 (ALT ED):	41,015.00	0.00	41,015.00	37,518.19	0.00	0.00	3,496.81	91.47
*****TOTAL FOR FUND-SCC 499 9015 (INTERN PSYCH FY15):	151.68	0.00	151.68	151.68	0.00	0.00	0.00	100.00
*****TOTAL FOR FUND-SCC 516 9015 (TITLE VI-B):	99,365.64	99,330.66	198,696.30	198,696.30	0.00	0.00	0.00	100.00
*****TOTAL FOR FUND-SCC 516 9016 (TITLE VI-B):	1,638,389.04	0.00	1,638,389.04	1,323,878.51	113,278.86	96,097.31	218,413.22	86.67
*****TOTAL FOR FUND-SCC 516 9115 (DESLEXIA GRANT FY 15):	1,918.39	9,400.00	11,318.39	11,318.39	0.00	0.00	0.00	100.00
*****TOTAL FOR FUND-SCC 551 9116 (TITLE III LEP):	9,002.66	0.00	9,002.66	9,002.66	0.00	0.00	0.00	100.00
*****TOTAL FOR FUND-SCC 572 9015 (TITLE I FY 15):	60,654.50	124,296.05	184,950.55	184,950.55	0.00	0.00	0.00	100.00
*****TOTAL FOR FUND-SCC 572 9016 (TITLE I):	647,682.22	0.00	647,682.22	488,066.76	39,132.27	75,436.18	84,179.28	87.00
*****TOTAL FOR FUND-SCC 572 9115 (TITLE I-D FY 15):	13,433.05	3,647.50	17,080.55	17,080.55	0.00	0.00	0.00	100.00

	FYTD Appropriated	Prior FY Carryover Encumbrances	FYTD Expendable	FYTD Actual Expenditures	MTD Actual Expenditures	Current Encumbrances	FYTD Unencumbered Balance	FYTD Percent Exp/Enc
*****TOTAL FOR FUND-SCC 572 9116 (TITLE I-D):	140,981.79	0.00	140,981.79	30,141.89	5,401.41	4,450.69	106,389.21	24.54
*****TOTAL FOR FUND-SCC 587 9015 (PRESCHOOL FY 15):	2,904.61	1,251.76	4,156.37	4,156.37	0.00	0.00	0.00	100.00
*****TOTAL FOR FUND-SCC 587 9016 (PRESCHOOL):	39,100.92	0.00	39,100.92	20,312.24	1,758.55	1,827.00	16,961.68	56.62
*****TOTAL FOR FUND-SCC 590 9015 (TITLE II-A FY15):	24,299.01	500.00	24,799.01	24,799.01	0.00	0.00	0.00	100.00
*****TOTAL FOR FUND-SCC 590 9016 (TITLE II-A):	147,244.21	0.00	147,244.21	125,465.60	10,658.56	10,349.58	11,429.03	92.24
*****TOTAL FOR FUND-SCC 599 9000 (SPDG PARENT TEACHER PARTNERSHIP GRANT):	5,000.00	0.00	5,000.00	0.00	0.00	0.00	5,000.00	0.00
*****TOTAL FOR FUND-SCC 599 9016 (CHILD NUTRITION SCHOOL EQUIPMENT GRANT):	6,500.00	0.00	6,500.00	0.00	0.00	6,500.00	0.00	100.00
*****GRAND TOTALS:	100,402,780.10	1,571,054.48	101,973,834.58	97,515,854.01	7,346,248.45	1,790,888.83	2,667,091.74	97.38

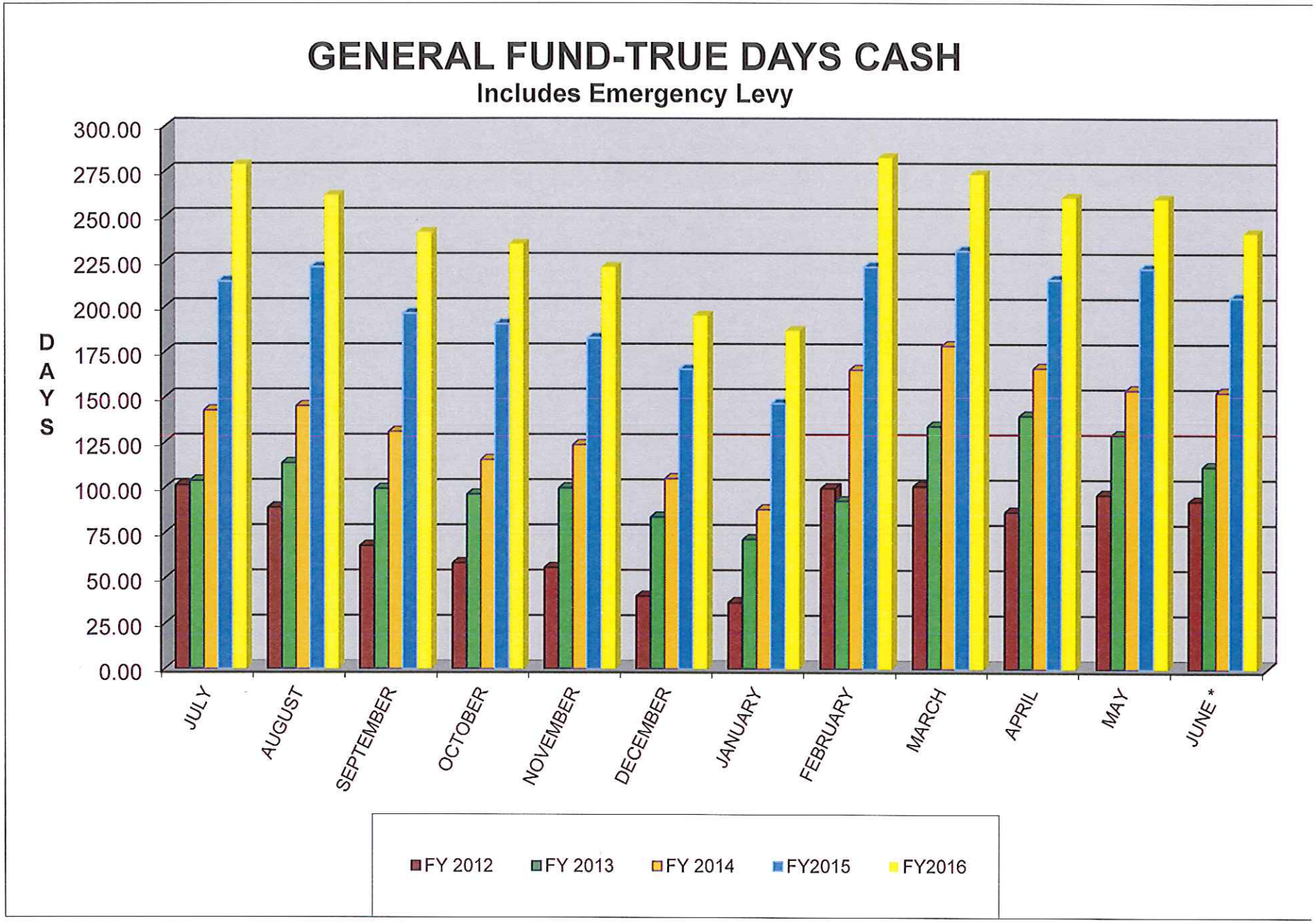
GENERAL FUND-TRUE DAYS CASH
Includes Emergency Levy
DAYS
300.00
275.00
250.00
225.00
200.00
175.00
150.00
125.00
100.00
75.00
50.00
25.00
0.00
JULY
AUGUST
SEPTEMBER
OCTOBER
NOVEMBER
DECEMBER
JANUARY
FEBRUARY
MARCH
APRIL
MAY
JUNE *
FY 2012
FY 2013
FY 2014
FY2015
FY2016