

Medina City Schools

General Fund Analysis

March 31, 2015

	2014-2015 Original Estimate (1)	Y-T-D Actual July 2014 - June 2015 (2)	Percent	Variance (3)
Beginning Balance - July 1, 2014		29,376,290.85		0.00
General Fund	26,122,298.67			
Other Funds - Emergency Levy	3,253,992.18			
Revenue	<u>76,211,152.00</u>	<u>68,449,437.18</u>	<u>89.8%</u>	<u>7,761,714.82</u>
	76,211,152.00	68,449,437.18		7,761,714.82
Expenditures	73,171,112.00	52,153,009.29	71.3%	21,018,102.71
Encumbrance	450,000.00	1,360,227.11		-910,227.11
	<u>73,621,112.00</u>	<u>53,513,236.40</u>		<u>20,107,875.60</u>
Ending Balance - June 30, 2015	31,966,330.85	44,312,491.63		-12,346,160.78

Original Estimate revenue, expenditure and encumbrance taken from five-year forecast.
Includes November 2013 Emergency Levy

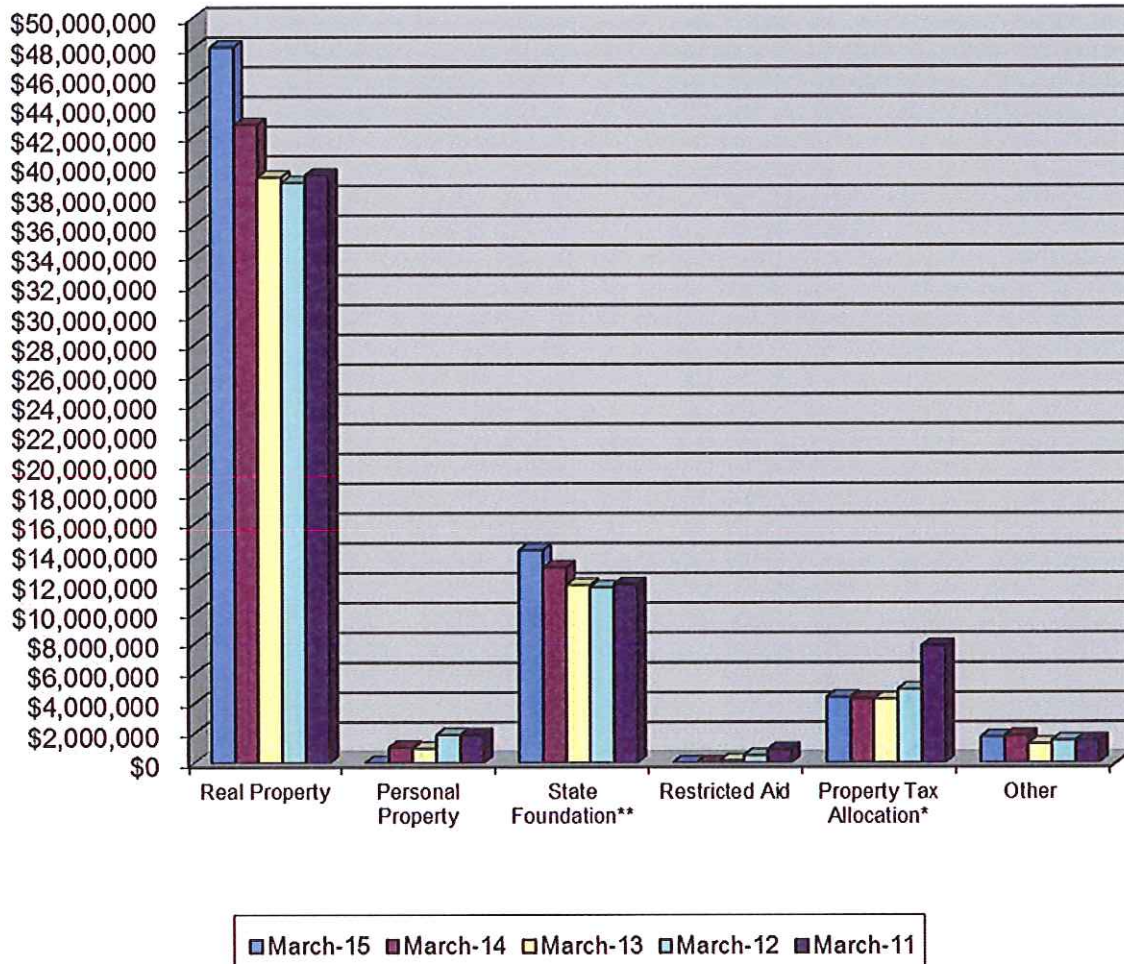
General Fund Summary

March 2015

Revenues

1. Real Property Taxes – Total Real Property Taxes received from the beginning of the fiscal year until March 31, 2015 is \$48,057,439.78. This is an increase of 9.6% above last year's taxes received at this time and is mainly due to the Emergency Levy passage plus the district has revised the receipt to include Public Utility. This was formerly listed under the personal property revenue line. \$5,376,860.00 was collected in March.
2. Personal Property Taxes – Total Personal Property Taxes received from the beginning of the fiscal year until March 31, 2015 is \$-0-. These monies were distributed in the past upon settlement from the County Auditor. These monies no longer exist except if the auditor collects on delinquencies. The monies listed over the prior years were Public Utility real property and are being listed with the real property receipts and are figured in the percentage over/under. \$-0- was collected in March.
3. State Foundation – State Foundation monies received from the State of Ohio from the beginning of the fiscal year until March 31, 2015 total \$14,255,165.54. This is an increase of 8.9% above last year's foundation money received at this time. This includes \$354,876.00 in Casino revenues for the year. The current increase is due to payment based upon the Governor's funding formula. \$1,563,152.01 was collected in March.
4. Restricted Aid – Restricted Aid monies are for Career Tech, Education Jobs and ARRA funding. Monies received from the beginning of the fiscal year until March 31, 2015 total \$4,759.50. The prior year's figure was based upon 2012 and was corrected as the year progressed by the Ohio Department of Education. \$528.50 was collected in March.
5. Homestead and Rollback – Monies received from the State of Ohio from the beginning of the fiscal year until March 31, 2015 total \$4,399,020.82. Receipts are based upon the real property taxes collected and Homestead filings with the County Auditor. These revenues also include monies for personal property tax loss reimbursement from the State. The State has shifted and reduced the distribution of personal property tax loss reimbursement from August/November/May to November/May. \$-0- was collected in March.
6. Other – Other monies received from the beginning of the fiscal year until March 31, 2015 total \$1,733,051.54. This is a decrease of 4.3% below last year at this time and is due to large reimbursements from the Bureau of Workers Compensation, Medina County ESC, and SERS in FY14, as well as reductions in Pay to Participate Fees, Rent, Parking and Miscellaneous Fees. \$188,829.62 was collected in March.

General Fund Revenue



	March-15	March-14	March-13	March-12	March-11	Current Forecast
Real Property	\$48,057,440	\$42,827,932	\$39,292,008	\$38,930,299	\$39,416,046	\$45,992,580
Personal Property	\$0	\$1,036,985	\$956,682	\$1,882,277	\$1,851,918	\$0
State Foundation**	\$14,255,166	\$13,090,707	\$11,909,154	\$11,763,932	\$11,965,691	\$18,786,618 **
Restricted Aid	\$4,760	\$16,104	\$144,914	\$490,482	\$894,357	\$6,300
Property Tax Allocation*	\$4,399,021	\$4,304,152	\$4,265,759	\$4,924,235	\$7,838,236	\$9,476,273 *
Other	\$1,733,052	\$1,810,553	\$1,272,278	\$1,491,261	\$1,495,548	\$1,620,858
Total	\$68,449,437	\$63,086,433	\$57,840,795	\$59,482,486	\$63,461,796	\$75,882,629
State %	27.3%	27.6%	28.2%	28.9%	32.6%	

* Includes Homestead/Rollback, Tangible Personal Property Tax Fixed Rate Loss Reimbursement and Electric Deregulation.

** Includes Casino Revenue in State Foundation beginning January 2013 and Economic Disadvantaged Funding in November 2013.

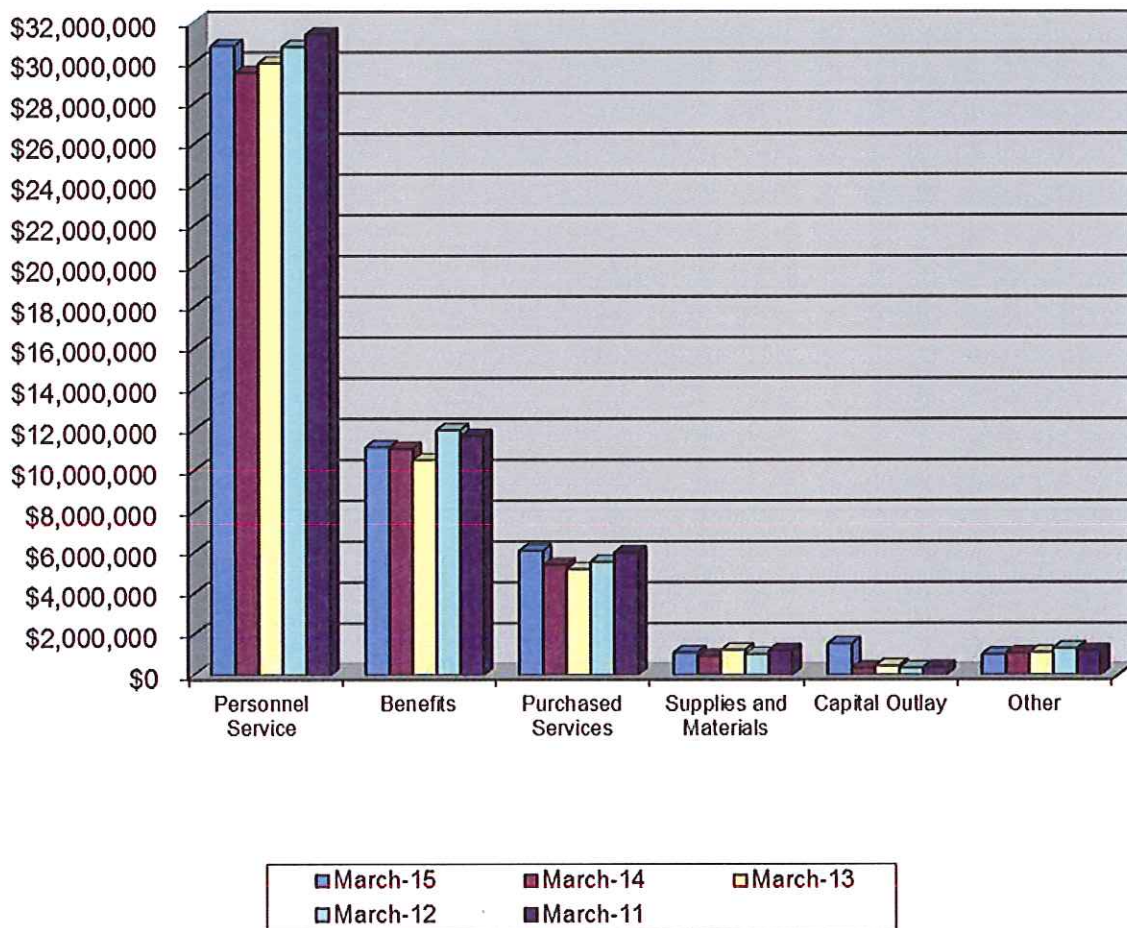
General Fund Summary

March 2015

Expenditures

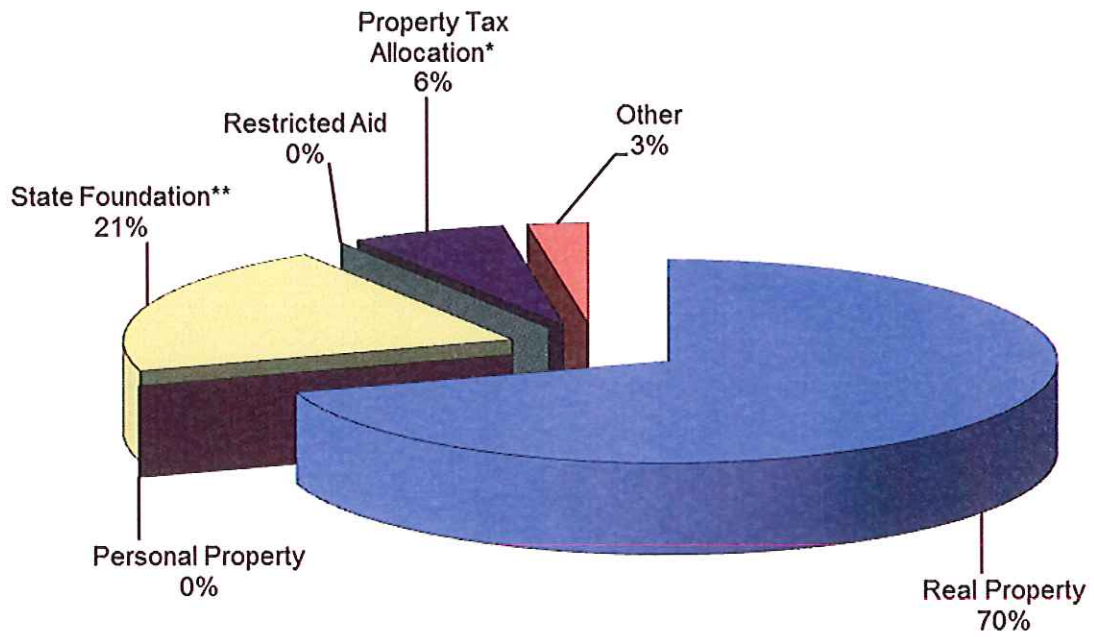
1. Personnel Services– The costs for personnel services for the School District from the beginning of the fiscal year until March 31, 2015 was \$30,851,842.35. This was an increase of 4.5% above last year at this time. \$3,237,587.16 was spent in March.
2. Benefits – The cost for benefits for the School District from the beginning of the fiscal year until March 31, 2015 was \$11,155,265.87. This was an increase of 0.7% above last year at this time. \$1,236,064.42 was spent in March.
3. Purchased Services – The cost for purchased services for the district from the beginning of the fiscal year until March 31, 2015 total \$6,077,156.30. This was a 12.9% increase above last year at this time. \$829,469.45 was spent in March. Professional Services, Legal Services, Fleet Insurance, Rentals and Leases, Mileage, Electricity, Gas, Tuition, Special Education Services, Open Enrollment, Community School, and Post-Secondary Tuition account for the increase.
4. Supplies and Materials – The cost for supplies and materials for the district from the beginning of the fiscal year until March 31, 2015 total \$1,092,489.22. This was a 19.0% increase above last year at this time. \$110,375.63 was spent in March. Office Supplies, Nursing Supplies, Textbooks, Library Books, Electronic Subscriptions, Parts and Supplies for Transportation, Fuel, Tires and Tubes accounted for this increase.
5. Capital Outlay – The cost for capital outlay for the district from the beginning of the fiscal year until March 31, 2015 total \$1,528,214.78. This was a 352.4% increase above last year at this time and was mainly due to the purchase of computers and other instructional equipment. \$35,410.94 was spent in March.
6. Other – The cost of other expenditures excluding transfers for the district was \$1,000,208.90 for the fiscal year until March 31, 2015. This was a 5.4% decrease below last year at this time. \$65,304.16 was spent in March. Auditor/Treasurer Fees, and Shipping Fees make up the majority of this decrease.

General Fund Expenditures

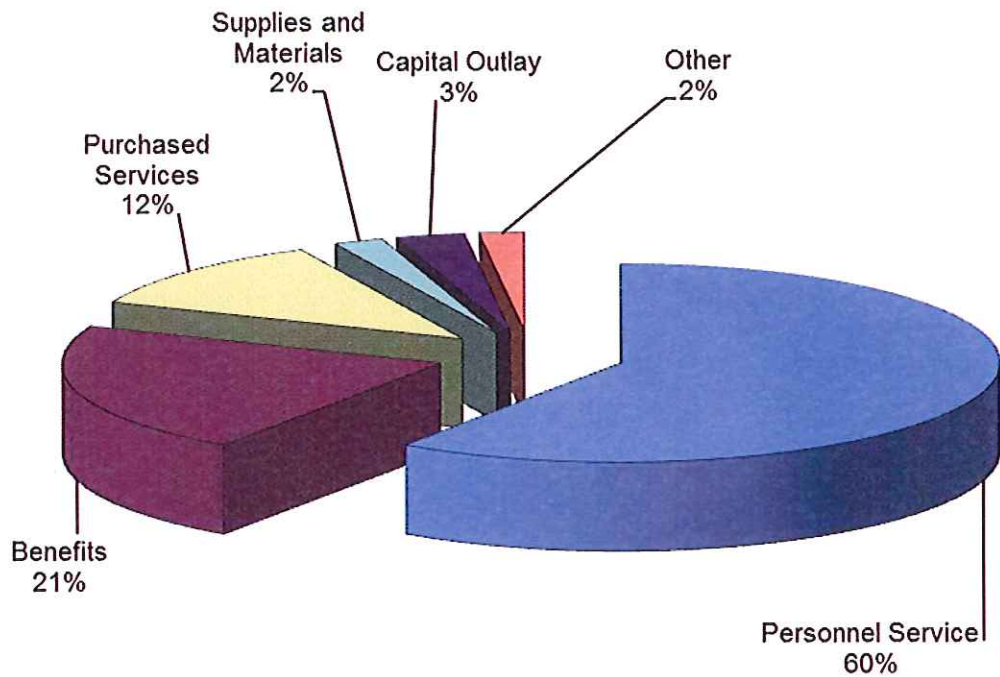


	March-15	March-14	March-13	March-12	March-11	Current Forecast
Personnel Service	\$30,851,842	\$29,527,875	\$29,988,723	\$30,796,724	\$31,403,104	\$42,820,287
Benefits	\$11,155,266	\$11,080,077	\$10,515,965	\$11,986,951	\$11,704,610	\$15,530,764
Purchased Services	\$6,077,156	\$5,384,772	\$5,178,731	\$5,539,424	\$5,984,746	\$8,311,504
Supplies and Materials	\$1,092,489	\$918,160	\$1,218,094	\$1,020,770	\$1,192,356	\$1,704,583
Capital Outlay	\$1,528,215	\$337,811	\$447,154	\$334,087	\$364,720	\$1,612,316
Other	\$1,000,209	\$1,057,545	\$1,095,623	\$1,292,124	\$1,170,518	\$1,621,675
Transfers and Adv., Etc.	\$447,832	\$481,728	\$0	\$402,711	\$0	\$529,363
Other than Debt						
Total	\$52,153,009	\$48,787,968	\$48,444,291	\$51,372,790	\$51,820,055	\$72,130,492

Current General Fund Revenue



Current General Fund Expenditures



			Balance
Bank Balance - Regular Account			3,203,522.05
Petty Cash			
Financial Checks Outstanding	251,370.35		
Worker Comp Outstanding	0.00		
Payroll Checks Outstanding	185,329.37		
	(436,699.72)		2,766,822.33
Petty Cash			
Investments:			
Sweep Account	810,000.00		
Redtree Investments	22,091,074.25		
T. Rowe - Collins	399,859.09	647,490.73	
T. Rowe - Bushman	0.00	399,859.09	4,833.41
Scudder - Collins	247,631.64		652,324.14
Scudder - Bushman	4,833.41	252,465.05	
Kanehl Stocks (reduced by \$11,637.50 - stock converted to cash)	4,237.74	652,324.14	
Star Ohio (22923)	6,272,449.68		
Star Ohio - Bonds (33362)	11,578.36		
Star Ohio - Bonds (66088)	32,156.16		
Star Ohio - Bonds (53032)	0.00		
Star Ohio - Bonds (61415)	0.00	6,316,184.20	
Star Plus 104791113939	20,036,713.06		
Fifth Third	10,000,000.00		
Total	59,910,533.39	59,910,533.39	62,677,355.72
Adjustments			
Deposits in Transit	0.00		
NSF Checks	1,501.70		
Bank Error	0.00		
Expenses not posted	(12,824.53)		
Other adjustments (see below)	0.00		
Total	(11,322.83)		62,666,032.89
MCSD Balance			62,666,032.89
Difference Between Bank vs. Book			0.00

MEDINA CITY SCHOOLS

SALES TAX UPDATE

Date	Sales Tax Description	Receipts	Expenditures	Balance
July 1, 2014	Beginning Balance (071) Sales Tax and (002-9012) Bond			\$ 3,474,692.29
July	BOE Breakroom Faucet		\$285.00	\$ 3,474,407.29
	Architectural Services		\$1,560.00	\$ 3,472,847.29
	Asbestos Consulting Services		\$525.00	\$ 3,472,322.29
	Claggett Renovations		\$33,312.40	\$ 3,439,009.89
	Additional Work Stations		\$4,449.11	\$ 3,434,560.78
	Work Stations - Central Office		\$9,000.00	\$ 3,425,560.78
	Homestead Dr. Extension		\$5,800.00	\$ 3,419,760.78
	Two Way Radios		\$870.00	\$ 3,418,890.78
	Buses		\$1,179,285.00	\$ 2,239,605.78
	Lease/Purchase		\$74,038.63	\$ 2,165,567.15
	Repair Work - H S Ble		\$2,250.00	\$ 2,163,317.15
	Structural Consulting		\$250.00	\$ 2,163,067.15
	Sales Tax Distribution	\$642,555.85		\$ 2,805,623.00
August	Architectural Services		\$1,480.00	\$ 2,804,143.00
	Additional Work Stations		\$787.48	\$ 2,803,355.52
	Claggett Renovations		\$48,695.60	\$ 2,754,659.92
September	E250 Cargo Van		\$20,995.00	\$ 2,733,664.92
	Restroom Partitions		\$2,183.10	\$ 2,731,481.82
	Brightlink White Boards		\$6,225.00	\$ 2,725,256.82
October	Claggett Renovations		\$71,642.00	\$ 2,653,614.82
	Restroom Partitions		\$375.00	\$ 2,653,239.82
	Sales Tax Distribution	\$767,909.65		\$ 3,421,149.47
November	60 Passenger Buses Including Trade-In Allowance		\$172,882.00	\$ 3,248,267.47
	Certificate of Participation - Principal		\$580,000.00	\$ 2,668,267.47
	Certificate of Participation - Interest		\$624,331.25	\$ 2,043,936.22
	Replace Valance and Curtains at Performing Arts Center		\$4,570.00	\$ 2,039,366.22
	Turfex Self Propelled Spreader/Sprayer with Boom		\$7,976.48	\$ 2,031,389.74
December	Work Performed at Claggett		\$4,350.00	\$ 2,027,039.74
	Restroom Partitions		\$250.00	\$ 2,026,789.74
	Service Agreement - Generator		\$17,761.00	\$ 2,009,028.74
Janaury	Claggett Renovations		\$12,044.17	\$ 1,996,984.57
	Sales Tax Distribution	\$749,921.17		\$ 2,746,905.74
	Asbestos Consulting Services		\$525.00	\$ 2,746,380.74
February	Adds and Changes to Card Access/Fire Alarm/Security		\$7,970.00	\$ 2,738,410.74
	Order for Furniture Heritage		\$10,037.66	\$ 2,728,373.08
	Monitoring Well Abandonment		\$3,423.35	\$ 2,724,949.73
March	MCS Telephone System		\$4,500.00	\$ 2,720,449.73
	Fiscal Year Totals	\$2,160,386.67	\$2,914,629.23	



RedTree Investment Group
Monthly Investment Report
Medina City Schools
US Bank Acct #001050970982
Attn: David Chambers
March 31, 2015

Monthly Cash Flow Activity

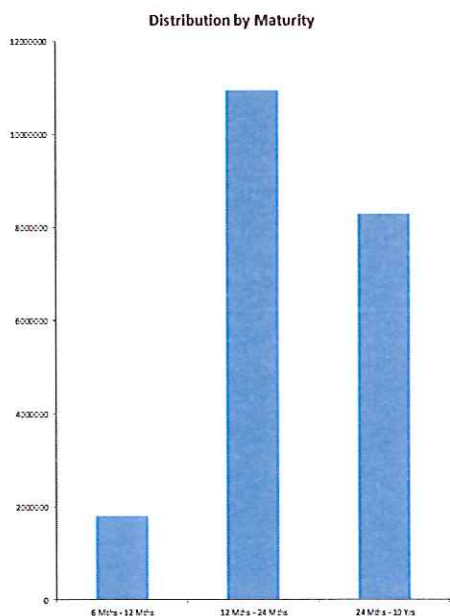
From 02-28-15 through 03-31-15

Beginning Book Value	22,061,800.22
Contributions	-
Withdrawals	-
Realized Gains/Losses	165.00
Gross Interest Earnings	29,109.03
Ending Book Value	22,091,074.25

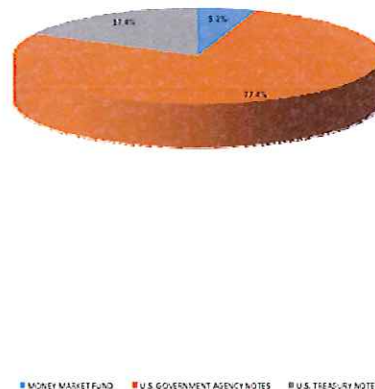
Market Value Summary

Security Type	Market Value	Pct. Assets	Avg Yield at Cost	Wght Avg Mat
Money Market Fund				
MONEY MARKET FUND	1,153,987.16	5.2	0.01	0.00
Fixed Income				
U.S. GOVERNMENT AGENCY NOTES	17,147,001.67	77.3	0.86	2.02
U.S. TREASURY NOTES	3,856,358.00	17.4	0.55	1.37
Accrued Interest	33,830.87	0.2		
TOTAL PORTFOLIO	22,191,177.71	100.0	0.76	1.80

Maturity Distribution



Security Type Allocation



Disclosures: RedTree's internal accounting system is used as the source of the market value of the information reported above. Although obtained from a source believed to be reliable, we cannot guarantee its accuracy. You should review all account statements provided by the custodian and compare with the statements provided by RedTree.

RedTree Investment Group
Portfolio Holdings Report
Medina City Schools
US Bank Acct #001050970982
March 31, 2015



Quantity	Cusip	Security Description	Moody's	S&P	Cost Basis	Market Value	Yield at Cost	Wtd Maturity
U.S. GOVERNMENT AGENCY NOTES								
1,800,000	3130A0SD3	Federal Home Ln Bank 0.375% Due 02-19-16	Aaa	AA+	1,800,000.00	1,800,939.60	0.37	0.88
2,000,000	3130A2DK9	Federal Home Ln Bank 0.590% Due 09-12-16	Aaa	AA+	1,998,460.00	2,004,802.00	0.63	1.44
2,100,000	3130A23K0	Federal Home Ln Bank 0.720% Due 12-16-16	Aaa	AA+	2,100,000.00	2,102,190.30	0.72	1.69
1,200,000	3134G5BG9	Federal Home Ln Mtg 0.800% Due 01-17-17	Aaa	AA+	1,200,000.00	1,202,046.00	0.80	1.78
1,750,000	3133782N0	Federal Home Ln Bank 0.875% Due 03-10-17	Aaa	AA+	1,748,915.00	1,758,769.25	0.90	1.93
2,200,000	3135G0MZ3	Federal Natl Mtg Assoc 0.875% Due 08-28-17	Aaa	AA+	2,187,119.00	2,202,747.80	1.06	2.38
1,100,000	3135G0PH0	Federal Natl Mtg Assoc 1.000% Due 09-27-17	Aaa	AA+	1,099,560.00	1,098,873.60	1.02	2.45
1,650,000	3135G0PQ0	Federal Natl Mtg Assoc 0.875% Due 10-26-17	Aaa	AA+	1,642,657.50	1,652,042.70	1.03	2.53
1,300,000	3134G5MP7	Federal Home Ln Mtg 1.125% Due 11-03-17	Aaa	AA+	1,300,000.00	1,300,908.70	1.12	2.54
2,025,000	3135G0TG8	Federal Natl Mtg Assoc 0.875% Due 02-08-18	Aaa	AA+	2,012,910.75	2,023,681.72	1.08	2.81
Accrued Interest						25,410.89		
					17,089,622.25	17,172,412.56	0.86	2.02
U.S. TREASURY NOTES								
1,650,000	912828WM8	US Treasury Note 0.375% Due 05-31-16	Aaa	AA+	1,647,550.78	1,650,514.80	0.45	1.16
2,200,000	912828WA4	US Treasury Note 0.625% Due 10-15-16	Aaa	AA+	2,199,914.06	2,205,843.20	0.63	1.53
Accrued Interest						8,419.99		
					3,847,464.84	3,864,777.99	0.55	1.37
MONEY MARKET FUND								
	USBMMF	First American Treasury Obligations Fund			1,153,987.16	1,153,987.16	0.01	
TOTAL PORTFOLIO					22,091,074.25	22,191,177.71	0.76	1.80



RedTree Investment Group
INCOME - SETTLED TRADES
Medina City Schools
US Bank Acct #001050970982
Attn: David Chambers
From 03-01-15 Through 03-31-15

Ex-Date	Pay-Date	Security	Amount
U.S. GOVERNMENT AGENCY NOTES			
03-02-2015	03-02-2015	Federal Natl Mtg Assoc 0.875% Due 08-28-17	9,625.00
03-10-2015	03-10-2015	Federal Home Ln Bank 0.875% Due 03-10-17	7,656.25
03-12-2015	03-12-2015	Federal Home Ln Bank 0.590% Due 09-12-16	5,900.00
03-30-2015	03-30-2015	Federal Home Ln Mtg 1.100% Due 06-30-17	6,050.00
03-31-2015	03-31-2015	Federal Natl Mtg Assoc 1.000% Due 09-27-17	-122.22
			29,109.03
NET INCOME			29,109.03



RedTree Investment Group
PURCHASE AND SALE - SETTLED TRADES
Medina City Schools
US Bank Acct #001050970982
Attn: David Chambers
From 03-01-15 To 03-31-15

Trade Date	Settle Date	Quantity	Security	Unit Price	Amount
PURCHASES					
03-31-2015	03-31-2015	1,100,000	Federal Natl Mtg Assoc 1.000% Due 09-27-17	99.96	1,099,560.00
					1,099,560.00
SALES					
03-30-2015	03-30-2015	2,200,000	Federal Home Ln Mtg 1.100% Due 06-30-17	100.00	2,200,000.00
					2,200,000.00



Open Date	Close Date	Quantity	Security	Cost Basis	Proceeds	Gain Or Loss	
						Short Term	Long Term
06-30-2014	03-30-2015	2,200,000	Federal Home Ln Mtg 1.100% Due 06-30-17	2,199,835.00	2,200,000.00	165.00	
TOTAL GAINS						165.00	0.00
TOTAL LOSSES						0.00	0.00
TOTAL REALIZED GAIN/LOSS		165.00		2,199,835.00	2,200,000.00	165.00	0.00

ENV# CEBBKBXKBBGPBZM_BBBBB
FIFTH THIRD SECURITIES, INC.
MD 1M0B2A
5050 KINGSLEY DRIVE
CINCINNATI, OH 45263

09006908

MEDINA CITY SCHOOLS
DAVID CHAMBERS
739 WEYMOUTH RD
MEDINA OH 44256



STATEMENT FOR THE PERIOD MARCH 1, 2015 TO MARCH 31, 2015

MEDINA CITY SCHOOLS - Corporation
Account Number: 069-173415

By the courtesy of:
CARTER/SAVAGE/WEIS

For questions about your accounts:
Local: 614 744 5496
In-State: 614 744 7074
National: 888 889 1025

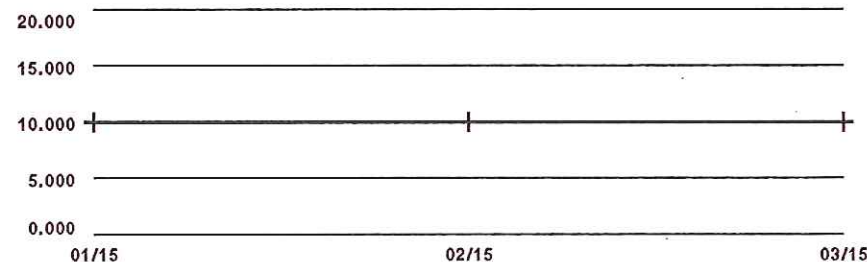
TOTAL VALUE OF YOUR PORTFOLIO **\$10,021,345.00**

FOR YOUR INFORMATION

Fifth Third Securities, Inc. Investments offered through Fifth Third Securities, Inc., member
FINRA/SIPC

CHANGE IN VALUE OF YOUR PORTFOLIO

\$ millions



Change In Value Of Your Portfolio information can be found in Miscellaneous Footnotes at the end of this statement.

Fifth Third Securities, Inc.

Account carried with National Financial Services LLC, Member
NYSE, SIPC

Statement for the Period March 1, 2015 to March 31, 2015

MEDINA CITY SCHOOLS - Corporation
Account Number: 069-173415



Account Overview

CHANGE IN ACCOUNT VALUE	Current Period	Year-to-Date
BEGINNING VALUE	\$9,986,155.00	\$0.00
Additions and Withdrawals	(\$3,415.30)	\$9,995,903.59
Income	\$3,415.30	\$4,096.41
Taxes, Fees and Expenses	\$0.00	\$0.00
Change in Investment Value	\$35,190.00	\$21,345.00
ENDING VALUE (AS OF 03/31/15)	\$10,021,345.00	\$10,021,345.00

Refer to Miscellaneous Footnotes for more information on Change in Investment Value.

INCOME	Current Period	Year-to-Date
TAXABLE		
Taxable Dividends	\$9.11	\$53.22
Taxable Interest	\$3,406.19	\$4,043.19
TOTAL TAXABLE	\$3,415.30	\$4,096.41
TOTAL INCOME	\$3,415.30	\$4,096.41

Taxable income is determined based on information available to NFS at the time the statement was prepared, and is subject to change. Final information on taxation of interest and dividends is available on Form 1099-Div, which is mailed in February of the subsequent year.

ACCOUNT ALLOCATION



CDs 100.0%

	Percent	Prior Period	Current Period
CDs	100.0 %	\$9,986,155.00	\$10,021,345.00
TOTAL	100.0 %	\$9,986,155.00	\$10,021,345.00

Account Allocation shows the percentage that each asset class represents of your total account value. Account Allocation for equities, fixed income, and other categories may include mutual funds and may be net of short positions. NFS has made assumptions concerning how certain mutual funds are allocated. Closed-end mutual funds and Exchange Traded Funds (ETFs) listed on an exchange may be included in the equity allocation. The chart may not reflect your actual portfolio allocation. Consult your broker/dealer prior to making investment decisions.

MESSAGES AND ALERTS

Please note that the FDIC insured deposit at Fifth Third Bank under the Fifth Third BD Program is not covered by SIPC. The FDIC insured deposit is eligible for FDIC insurance subject to FDIC coverage limits at the time funds are deposited at Fifth Third Bank. As referenced in the Fifth Third BD Program disclosure document, clients are responsible for monitoring their total assets at Fifth Third Bank to determine the extent of available FDIC coverage.

National Financial Services LLC, NFS, is required by the Securities Exchange Act of 1934 to provide certain financial information from its Statement of Financial Condition. At December 31, 2014, NFS had net capital of \$2,678 million, which was 12.04 percent of aggregate debit items and exceeded its minimum requirement by \$2,233 million. To acquire the Statement of Financial Condition, log on to www.mybrokerageinfo.com. If you wish to obtain a copy of this document at no cost, please call 800-439-5627.

Fifth Third Securities, Inc.

MN _CEBBKBXKBBGPBZM_BBBBB 20150331
NL1615HC5092109 006908 000001/000010 01



Account carried with National Financial Services LLC, Member
NYSE, SIPC

Statement for the Period March 1, 2015 to March 31, 2015

MEDINA CITY SCHOOLS - Corporation
Account Number: 069-173415



Holdings

NFS-provided cost basis, realized gain (loss) and holding period information may not reflect all adjustments necessary for tax purposes. Please refer to Footnotes and Cost Basis Information at the end of this statement for more information.

FIXED INCOME - 100.00% of Total Account Value

For an explanation of fixed income pricing, please see the last page. Redemption schedule(s), bond rating(s), and other information are provided where available. If information does not appear regarding a particular investment, it is not available. The ratings on this statement are provided by Standard & Poor's and/or Moody's to rate the quality based on the respective rating agency's assessment. "Ratings information from Standard & Poor's ("S&P") may not be reproduced. S&P credit ratings are statements of opinion and are not statements of fact or recommendations to purchase, hold, or sell securities, nor do they address the suitability of securities for investment purposes, and should not be relied on as investment advice. S&P does not guarantee the accuracy, completeness, timeliness or availability of any information, including ratings, and is not responsible for errors or omissions (negligent or otherwise). S&P gives no express or implied warranties, including but not limited to any warranties of merchantability or fitness for a particular purpose or use. S&P shall not be liable for any direct, indirect, incidental, exemplary, compensatory, punitive, special or consequential damages, costs, expenses, legal fees, or losses (including lost income or profits and opportunity costs) in connection with any use of ratings."

Accrued Interest - Represents interest accumulated since the last coupon date on certain fixed income securities which may not yet have been paid by the issuer or received by NFS. There is no guarantee that the accrued interest will be paid by the issuer.

Description	Symbol/Cusip Account Type	Quantity	Estimated Price on 03/31/15	Estimated Current Market Value	Estimated Annual Income	Total Cost Basis	Unrealized Gain (Loss)
CDs							

Certificates of Deposit (CDs), including Market Indexed CD s and Market Linked CDs (collectively, MCDs) are generally shown at estimated market prices based upon a matrix or model pricing method that may not represent the actual price if sold prior to maturity. However, CDs and MCDs may be shown at face value for up to seven calendar days from date of issue if estimated market prices have not been received from a third party pricing vendor. The actual value of CDs and MCDs may be different from their purchase price. CDs and MCDs are subject to interest rate risk. The estimated market price reflected for MCDs may not be based on the actual closing value of the linked market index on the final maturity date and the market value of MCDs may not correspond directly to increases or decreases in the underlying linked market index. You may sell CDs or MCDs in the secondary market subject to market conditions. The secondary market for CDs and MCDs is generally illiquid. If sold prior to maturity, the value of MCDs may be less than the purchase amount or face value. The sale or redemption of any fixed income security prior to maturity may result in a substantial gain or loss, and an early withdrawal penalty may apply. Certain MCDs may only be redeemed on pre-specified liquidation dates and may have call features that allow the issuer to call the MCD prior to maturity. Certain Step Rate CDs are also subject to reinvestment risk if call provisions are exercised by the issuer and if a CD with a comparable rate is not available.

See sales materials or contact your broker/dealer for additional information.

BANK INDIA NEW YORK N Y 0.35000%	06278CM93	250,000	\$0.99864	\$249,660.00		\$250,000.00	(\$340.00)
01/27/2016 CD FDIC INSURED	CASH						
CPN PMT @ MATURITY							
ON JAN 27							
1ST CPN DTE 01/27/2016							

Statement for the Period March 1, 2015 to March 31, 2015

MEDINA CITY SCHOOLS - Corporation
Account Number: 069-173415



FIXED INCOME *continued*

Description	Symbol/Cusip Account Type	Quantity	Estimated Price on 03/31/15	Estimated Current Market Value	Estimated Annual Income	Total Cost Basis	Unrealized Gain (Loss)
BANK OF CHINA NY BR CD 0.35000% 01/28/2016 FDIC INSURED CPN PMT @ MATURITY ON JAN 28 1ST CPN DTE 01/28/2016	06426TCD9 CASH	250,000	\$0.99863	\$249,657.50		\$250,000.00	(\$342.50)
HORIZON FIN BK MUNICH ND 0.35000% 01/28/2016 CD FDIC INSURED CPN PMT @ MATURITY ON JAN 28 1ST CPN DTE 01/28/2016 Accrued Interest \$151.03	44043HAE9 CASH	250,000	\$0.99871	\$249,677.50		\$250,000.00	(\$322.50)
STANDARD BK & TR CO IL 0.35000% 01/28/2016 CD FDIC INSURED CPN PMT @ MATURITY ON JAN 28 1ST CPN DTE 01/28/2016 Accrued Interest \$151.03	853117PL7 CASH	250,000	\$0.99871	\$249,677.50		\$250,000.00	(\$322.50)
SUMMIT CMNTY BK MOOREFIELD WV 0.30000% 01/28/2016 CD FDIC INSURED CPN PMT MONTHLY Next Interest Payable: 04/28/15 Estimated Yield 0.30% Accrued Interest \$8.22	86604XKF2 CASH	250,000	\$0.99815	\$249,537.50	\$750.00	\$250,000.00	(\$462.50)
FIRST MO ST BK CAPE CNTY CAPE 0.35000% 01/29/2016 CD FDIC INSURED CPN PMT @ MATURITY ON JAN 29 1ST CPN DTE 01/29/2016 Accrued Interest \$146.23	32100LAV7 CASH	250,000	\$0.99862	\$249,655.00		\$250,000.00	(\$345.00)
GUILFORD SAVINGS BANK 0.35000% 01/29/2016 CD FDIC INSURED CPN PMT @ MATURITY ON JAN 29 1ST CPN DTE 01/29/2016 Accrued Interest \$146.23	401834AC0 CASH	250,000	\$0.99862	\$249,655.00		\$250,000.00	(\$345.00)

Fifth Third Securities, Inc.

MN _CEBBKBXKBBGPBZM_BBBBB 20150331
NL1615HC5092109 006908 000002/000010 01



Account carried with National Financial Services LLC, Member
NYSE, SIPC

Statement for the Period March 1, 2015 to March 31, 2015

MEDINA CITY SCHOOLS - Corporation
Account Number: 069-173415



FIXED INCOME *continued*

Description	Symbol/Cusip Account Type	Quantity	Estimated Price on 03/31/15	Estimated Current Market Value	Estimated Annual Income	Total Cost Basis	Unrealized Gain (Loss)
MAHOPAC NATL BK N Y CD 0.35000% 01/29/2016 FDIC INSURED CPN PMT @ MATURITY ON JAN 29 1ST CPN DTE 01/29/2016 Accrued Interest \$146.23	560160AR4 CASH	250,000	\$0.9987	\$249,675.00		\$250,000.00	(\$325.00)
UNITED BK VERNON ROCKVILLE CT 0.35000% 02/02/2016 CD FDIC INSURED CPN PMT @ MATURITY ON FEB 02 1ST CPN DTE 02/02/2016 Accrued Interest \$139.04	909552AS0 CASH	250,000	\$0.99848	\$249,620.00		\$250,000.00	(\$380.00)
BANK BARODA NEW YORK N Y 0.40000% 02/03/2016 CD FDIC INSURED CPN PMT @ MATURITY ON FEB 03 1ST CPN DTE 02/03/2016	06062AH51 CASH	250,000	\$0.99887	\$249,717.50		\$250,000.00	(\$282.50)
APPLE BK FOR SVGS N Y 0.35000% 02/04/2016 CD FDIC INSURED CPN PMT @ MATURITY ON FEB 04 1ST CPN DTE 02/04/2016 Accrued Interest \$134.25	03784JFC3 CASH	250,000	\$0.99869	\$249,672.50		\$250,000.00	(\$327.50)
ENTERPRISE BK & TR LOWELL MASS 0.40000% 02/04/2016 CD FDIC INSURED CPN PMT MONTHLY Next Interest Payable: 04/04/15 Estimated Yield 0.40% Accrued Interest \$76.71	29367ACU5 CASH	250,000	\$0.99887	\$249,717.50	\$1,000.00	\$250,000.00	(\$282.50)
SANTANDER BK NATL ASSN 0.50000% 02/04/2016 CD FDIC INSURED CPN PMT @ MATURITY ON FEB 04 1ST CPN DTE 02/04/2016 Accrued Interest \$191.78	80280JDH1 CASH	250,000	\$0.99969	\$249,922.50		\$250,000.00	(\$77.50)

Statement for the Period March 1, 2015 to March 31, 2015

MEDINA CITY SCHOOLS - Corporation
Account Number: 069-173415



FIXED INCOME *continued*

Description	Symbol/Cusip Account Type	Quantity	Estimated Price on 03/31/15	Estimated Current Market Value	Estimated Annual Income	Total Cost Basis	Unrealized Gain (Loss)
BANK HOLLAND MICH CD 0.35000% 02/05/2016	062649A65	250,000	\$0.9986	\$249,650.00	\$875.00	\$250,000.00	(\$350.00)
FDIC INSURED	CASH						
CPN PMT MONTHLY							
Next Interest Payable: 04/06/15							
Estimated Yield 0.35%							
Accrued Interest \$62.33							
PACIFIC WESTN BK CA CD 0.25000%	69506YBU2	250,000	\$0.9986	\$249,650.00	\$625.00	\$250,000.00	(\$350.00)
02/05/2016 FDIC INSURED	CASH						
CPN PMT MONTHLY							
Next Interest Payable: 04/06/15							
Estimated Yield 0.25%							
Accrued Interest \$44.52							
HARDIN CNTY BK SAVANNAH TENN 0.35000%	411822BQ1	250,000	\$0.99853	\$249,645.00	\$875.00	\$250,000.00	(\$355.00)
02/12/2016 CD FDIC INSURED	CASH						
CPN PMT MONTHLY							
Next Interest Payable: 04/12/15							
Estimated Yield 0.35%							
Accrued Interest \$47.95							
BANK RHODE IS PROVIDENCE RI 0.75000%	064577CB3	250,000	\$1.00288	\$250,720.00	\$1,875.00	\$250,000.00	
01/23/2017 CD FDIC INSURED	CASH						
CPN PMT MONTHLY							
Next Interest Payable: 04/23/15							
Estimated Yield 0.74%							
Accrued Interest \$46.23							
Adjusted Cost Basis						\$250,000.00	\$720.00
BROOKLINE BK MASS CD 0.75000% 01/23/2017	113730AS7	250,000	\$1.00288	\$250,720.00	\$1,875.00	\$250,000.00	
FDIC INSURED	CASH						
CPN PMT MONTHLY							
Next Interest Payable: 04/23/15							
Estimated Yield 0.74%							
Accrued Interest \$46.23							
Adjusted Cost Basis						\$250,000.00	\$720.00

Fifth Third Securities, Inc.

MN _CEBBKBXKBGPBZM_BBBBB 20150331
NLI615HC5092109 006908 000003/000010 01



Account carried with National Financial Services LLC, Member
NYSE, SIPC

Statement for the Period March 1, 2015 to March 31, 2015

MEDINA CITY SCHOOLS - Corporation
Account Number: 069-173415



FIXED INCOME *continued*

Description	Symbol/Cusip Account Type	Quantity	Estimated Price on 03/31/15	Estimated Current Market Value	Estimated Annual Income	Total Cost Basis	Unrealized Gain (Loss)
FIRST IPSWICH BANCORP 0.75000% 01/23/2017 CD FDIC INSURED CPN PMT MONTHLY Next Interest Payable: 04/23/15 Estimated Yield 0.74%	320637AF8 CASH	250,000	\$1.00234	\$250,585.00	\$1,875.00	\$250,000.00	
Accrued Interest \$46.23						\$250,000.00	D \$585.00
Adjusted Cost Basis							
SOUTHWEST BK FT WORTH TEX 0.75000% 01/27/2017 CD FDIC INSURED CPN PMT MONTHLY Next Interest Payable: 04/27/15 Estimated Yield 0.74%	844772AZ6 CASH	250,000	\$1.0028	\$250,700.00	\$1,875.00	\$250,000.00	
Accrued Interest \$25.68						\$250,000.00	D \$700.00
Adjusted Cost Basis							
BIDDEFORD SVGS BANK CD 0.70000% 01/30/2017 FDIC INSURED CPN PMT MONTHLY Next Interest Payable: 04/30/15 Estimated Yield 0.69%	08883AAS1 CASH	250,000	\$1.00274	\$250,685.00	\$1,750.00	\$250,000.00	
Accrued Interest \$19.18						\$250,000.00	D \$685.00
Adjusted Cost Basis							
FIRST NIAGARA BK N A NY 0.80000% 01/30/2017 CD FDIC INSURED CPN PMT SEMI-ANNUAL ON JUL 30, JAN 30 1ST CPN DTE 07/30/2015 Next Interest Payable: 07/30/15 Estimated Yield 0.79%	33583CMP1 CASH	250,000	\$1.00201	\$250,502.50	\$2,000.00	\$250,000.00	
Accrued Interest \$334.25						\$250,000.00	D \$502.50
Adjusted Cost Basis							
MERRICK BK SOUTH JORDAN UTAH 0.75000% 01/30/2017 CD FDIC INSURED CPN PMT MONTHLY Next Interest Payable: 04/30/15 Estimated Yield 0.74%	59013JDA4 CASH	250,000	\$1.00183	\$250,457.50	\$1,875.00	\$250,000.00	
Accrued Interest \$20.55						\$250,000.00	D \$457.50
Adjusted Cost Basis							

Statement for the Period March 1, 2015 to March 31, 2015

MEDINA CITY SCHOOLS - Corporation
Account Number: 069-173415



FIXED INCOME *continued*

Description	Symbol/Cusip Account Type	Quantity	Estimated Price on 03/31/15	Estimated Current Market Value	Estimated Annual Income	Total Cost Basis	Unrealized Gain (Loss)
PEOPLES UNITED BANK CD 0.75000% 01/30/2017 FDIC INSURED CPN PMT SEMI-ANNUAL ON JUL 28, JAN 28 1ST CPN DTE 07/28/2015 Next Interest Payable: 07/28/15 Estimated Yield 0.74% Accrued Interest \$323.63 Adjusted Cost Basis	71270QLR5 CASH	250,000	\$1.00219	\$250,547.50	\$1,875.00	\$250,000.00	
						\$250,000.00	D \$547.50
PLATINUM BK BRANDON FLA 0.70000% 02/06/2017 CD FDIC INSURED CPN PMT MONTHLY Next Interest Payable: 04/06/15 Estimated Yield 0.69% Accrued Interest \$124.66 Adjusted Cost Basis	72766HBM6 CASH	250,000	\$1.00222	\$250,555.00	\$1,750.00	\$250,000.00	
						\$250,000.00	D \$555.00
WINTER HILL BANK FSB CD 0.70000% 02/10/2017 FDIC INSURED CPN PMT MONTHLY Next Interest Payable: 04/11/15 Estimated Yield 0.69% Accrued Interest \$100.68 Adjusted Cost Basis	975875AC9 CASH	250,000	\$1.00214	\$250,535.00	\$1,750.00	\$250,000.00	
						\$250,000.00	D \$535.00
WELCH ST BK OKLA CD 0.70000% 02/17/2017 FDIC INSURED CPN PMT MONTHLY Next Interest Payable: 04/18/15 Estimated Yield 0.69% Accrued Interest \$67.12 Adjusted Cost Basis	949095AR4 CASH	250,000	\$1.00198	\$250,495.00	\$1,750.00	\$250,000.00	
						\$250,000.00	D \$495.00
BBCN BK LOS ANGELES CA 0.75000% 02/21/2017 CD FDIC INSURED CPN PMT MONTHLY Next Interest Payable: 04/20/15 Estimated Yield 0.74% Accrued Interest \$61.64 Adjusted Cost Basis	073296BL8 CASH	250,000	\$1.00245	\$250,612.50	\$1,875.00	\$250,000.00	
						\$250,000.00	D \$612.50

Fifth Third Securities, Inc.

MN _CEBBKXKBGPBZM_BBBBB 20150331
NL1615HC5092109 006908 000004/000010 01



Account carried with National Financial Services LLC, Member
NYSE, SIPC

Statement for the Period March 1, 2015 to March 31, 2015

MEDINA CITY SCHOOLS - Corporation
Account Number: 069-173415



FIXED INCOME *continued*

Description	Symbol/Cusip Account Type	Quantity	Estimated Price on 03/31/15	Estimated Current Market Value	Estimated Annual Income	Total Cost Basis	Unrealized Gain (Loss)
ALLY BK MIDVALE UTAH CD 1.40000%	02006LND1	250,000	\$1.00649	\$251,622.50	\$3,500.00	\$250,000.00	
01/22/2018 FDIC INSURED	CASH						
CPN PMT SEMI-ANNUAL							
ON JUL 22, JAN 22							
1ST CPN DTE 07/22/2015							
Next Interest Payable: 07/22/15							
Estimated Yield 1.39%							
Accrued Interest \$661.64							
Adjusted Cost Basis						\$250,000.00	\$1,622.50
CAPITAL ONE BK USA NATL ASSN 1.25000%	140420RH5	250,000	\$1.00651	\$251,627.50	\$3,125.00	\$250,000.00	
01/22/2018 CD FDIC INSURED	CASH						
CPN PMT SEMI-ANNUAL							
ON JUL 22, JAN 22							
1ST CPN DTE 07/22/2015							
Next Interest Payable: 07/22/15							
Estimated Yield 1.24%							
Accrued Interest \$590.75							
Adjusted Cost Basis						\$250,000.00	\$1,627.50
GOLDMAN SACHS BK USA NY 1.40000%	38148JHX2	250,000	\$1.00677	\$251,692.50	\$3,500.00	\$250,000.00	
01/22/2018 CD FDIC INSURED	CASH						
CPN PMT SEMI-ANNUAL							
ON JUL 21, JAN 21							
1ST CPN DTE 07/21/2015							
Next Interest Payable: 07/21/15							
Estimated Yield 1.39%							
Accrued Interest \$671.23							
Adjusted Cost Basis						\$250,000.00	\$1,692.50
BMW BK NORTH AMER SALT LAKE 1.35000%	05580ABB9	250,000	\$1.00649	\$251,622.50	\$3,375.00	\$250,000.00	
01/23/2018 CD FDIC INSURED	CASH						
CPN PMT SEMI-ANNUAL							
ON JUL 23, JAN 23							
1ST CPN DTE 07/23/2015							
Next Interest Payable: 07/23/15							
Estimated Yield 1.34%							
Accrued Interest \$628.77							
Adjusted Cost Basis						\$250,000.00	\$1,622.50

Statement for the Period March 1, 2015 to March 31, 2015

MEDINA CITY SCHOOLS - Corporation
Account Number: 069-173415



FIXED INCOME *continued*

Description	Symbol/Cusip Account Type	Quantity	Estimated Price on 03/31/15	Estimated Current Market Value	Estimated Annual Income	Total Cost Basis	Unrealized Gain (Loss)
DISCOVER BK CD 1.30000% 01/29/2018 FDIC INSURED CPN PMT SEMI-ANNUAL ON JUL 28, JAN 28 1ST CPN DTE 07/28/2015 Next Interest Payable: 07/28/15 Estimated Yield 1.29% Accrued Interest \$560.96 Adjusted Cost Basis	254672GB8 CASH	250,000	\$1.00644	\$251,610.00	\$3,250.00	\$250,000.00	
						\$250,000.00	D \$1,610.00
SYNOVUS BK COLUMBUS GA 1.10000% 01/29/2018 CD FDIC INSURED CPN PMT SEMI-ANNUAL ON JUL 29, JAN 29 1ST CPN DTE 07/29/2015 Next Interest Payable: 07/29/15 Estimated Yield 1.09% Accrued Interest \$467.12 Adjusted Cost Basis	87164DGM6 CASH	250,000	\$1.00646	\$251,615.00	\$2,750.00	\$250,000.00	
						\$250,000.00	D \$1,615.00
AMERICAN EXPRESS CENTRN 1.30000% 01/30/2018 CD FDIC INSURED CPN PMT SEMI-ANNUAL ON JUL 30, JAN 30 1ST CPN DTE 07/30/2015 Next Interest Payable: 07/30/15 Estimated Yield 1.29% Accrued Interest \$543.15 Adjusted Cost Basis	02587DXC7 CASH	250,000	\$1.00643	\$251,607.50	\$3,250.00	\$250,000.00	
						\$250,000.00	D \$1,607.50
CARDINAL BK NATL ASSN VA 1.10000% 01/30/2018 CD FDIC INSURED CPN PMT MONTHLY Next Interest Payable: 04/30/15 Estimated Yield 1.09% Accrued Interest \$30.14 Adjusted Cost Basis	14147VEK8 CASH	250,000	\$1.00647	\$251,617.50	\$2,750.00	\$250,000.00	
						\$250,000.00	D \$1,617.50

Fifth Third Securities, Inc.

MN _CEBBKBXKBBGPBZM_BBBBB 20150331
NL1615HC5092109 006908 000005/000010 01



Account carried with National Financial Services LLC, Member
NYSE, SIPC

Statement for the Period March 1, 2015 to March 31, 2015

MEDINA CITY SCHOOLS - Corporation
Account Number: 069-173415



FIXED INCOME *continued*

Description	Symbol/Cusip Account Type	Quantity	Estimated Price on 03/31/15	Estimated Current Market Value	Estimated Annual Income	Total Cost Basis	Unrealized Gain (Loss)
CUSTOMERS BK PHOENIXVILLE PA 1.15000% 01/30/2018 CD FDIC INSURED CPN PMT MONTHLY Next Interest Payable: 04/30/15 Estimated Yield 1.14% Accrued Interest \$31.51 Adjusted Cost Basis	23204HCK2 CASH	250,000	\$1.00647	\$251,617.50	\$2,875.00	\$250,000.00	
						\$250,000.00	D \$1,617.50
MEDALLION BK UTAH CD 1.15000% 01/30/2018 FDIC INSURED CPN PMT SEMI-ANNUAL ON JUL 30, JAN 30 1ST CPN DTE 07/30/2015 Next Interest Payable: 07/30/15 Estimated Yield 1.14% Accrued Interest \$480.48 Adjusted Cost Basis	58403BU87 CASH	250,000	\$1.00645	\$251,612.50	\$2,875.00	\$250,000.00	
						\$250,000.00	D \$1,612.50
FARM BUR BK FSB NV CD 1.05000% 02/02/2018 FDIC INSURED CPN PMT MONTHLY Next Interest Payable: 04/02/15 Estimated Yield 1.04% Accrued Interest \$215.75 Adjusted Cost Basis	307660JC5 CASH	250,000	\$1.00644	\$251,610.00	\$2,625.00	\$250,000.00	
						\$250,000.00	D \$1,610.00
LANDMARK CMNTY BK TN CD 1.05000% 02/13/2018 FDIC INSURED CPN PMT MONTHLY Next Interest Payable: 04/13/15 Estimated Yield 1.04% Accrued Interest \$136.64 Adjusted Cost Basis	51507LAS3 CASH	250,000	\$1.00634	\$251,585.00	\$2,625.00	\$250,000.00	
						\$250,000.00	D \$1,585.00
Total CDs		10,000,000		\$10,021,345.00	\$62,750.00	\$10,000,000.00	\$21,345.00
Total Fixed Income		10,000,000		\$10,021,345.00	\$62,750.00	\$10,000,000.00	\$21,345.00
Total Securities				\$10,021,345.00	\$62,750.00	\$10,000,000.00	\$21,345.00

Fifth Third Securities, Inc.

Account carried with National Financial Services LLC, Member
NYSE, SIPC

MN CFBKKBXKBBGPBZM BBBB 20150331

Page 11 of 20

Statement for the Period March 1, 2015 to March 31, 2015

MEDINA CITY SCHOOLS - Corporation
Account Number: 069-173415



HOLDINGS *continued*

	Quantity	Price on 03/31/15	Current Market Value	Estimated Annual Income	Total Cost Basis	Unrealized Gain (Loss)
TOTAL PORTFOLIO VALUE			\$10,021,345.00	\$62,750.00	\$10,000,000.00	\$21,345.00

Activity

CORE FUND ACTIVITY

Settlement Date	Account Type	Transaction	Description	Quantity	Amount
02/27/15	CASH	REINVESTMENT	FEDERATED US TREAS OBLIGATION INSTIT NET DIV REINVEST	9.11	(\$9.11)
03/02/15	CASH	YOU BOUGHT	FEDERATED US TREAS OBLIGATION INSTIT @ 1	999.99	(\$999.99)
03/04/15	CASH	YOU BOUGHT	FEDERATED US TREAS OBLIGATION INSTIT @ 1	76.71	(\$76.71)
03/06/15	CASH	YOU BOUGHT	FEDERATED US TREAS OBLIGATION INSTIT @ 1	249.32	(\$249.32)
03/11/15	CASH	YOU BOUGHT	FEDERATED US TREAS OBLIGATION INSTIT @ 1	134.25	(\$134.25)
03/12/15	CASH	YOU BOUGHT	FEDERATED US TREAS OBLIGATION INSTIT @ 1	67.12	(\$67.12)
03/13/15	CASH	YOU BOUGHT	FEDERATED US TREAS OBLIGATION INSTIT @ 1	201.37	(\$201.37)
03/18/15	CASH	YOU BOUGHT	FEDERATED US TREAS OBLIGATION INSTIT @ 1	134.25	(\$134.25)

Fifth Third Securities, Inc.

MN _CEBBKBXKBBGPBZM_BBBBB 20150331
NL1615HC5092109 006908 000008/000010 01



Account carried with National Financial Services LLC, Member
NYSE, SIPC

Statement for the Period March 1, 2015 to March 31, 2015

MEDINA CITY SCHOOLS - Corporation
Account Number: 069-173415



CORE FUND ACTIVITY *continued*

Settlement Date	Account Type	Transaction	Description	Quantity	Amount
03/20/15	CASH	YOU BOUGHT	FEDERATED US TREAS OBLIGATION INSTIT @ 1	143.84	(\$143.84)
03/23/15	CASH	YOU BOUGHT	FEDERATED US TREAS OBLIGATION INSTIT @ 1	431.52	(\$431.52)
03/27/15	CASH	YOU BOUGHT	FEDERATED US TREAS OBLIGATION INSTIT @ 1	143.84	(\$143.84)
03/30/15	CASH	YOU BOUGHT	FEDERATED US TREAS OBLIGATION INSTIT @ 1	760.28	(\$760.28)
03/31/15	CASH	YOU SOLD	FEDERATED US TREAS OBLIGATION INSTIT @ 1	(3,351.6)	\$3,351.60
TOTAL CORE FUND ACTIVITY					\$0.00

ACTIVITY > ADDITIONS AND WITHDRAWALS > OTHER ADDITIONS AND WITHDRAWALS

Date	Account Type	Transaction	Description	Quantity	Amount	Cost Basis	Gain (Loss)
Other Additions and Withdrawals							
03/31/15	CASH	WIRE TRANS TO BANK	WD48502103		(\$3,415.30)		
Total Other Additions and Withdrawals					(\$3,415.30)		
TOTAL ADDITIONS AND WITHDRAWALS					(\$3,415.30)		

Statement for the Period March 1, 2015 to March 31, 2015

MEDINA CITY SCHOOLS - Corporation
Account Number: 069-173415



ACTIVITY > INCOME > TAXABLE INCOME

Settlement Date	Account Type	Transaction	Description	Quantity	Amount
Taxable Dividends					
02/27/15	CASH	DIVIDEND RECEIVED	FEDERATED US TREAS OBLIGATION INSTIT DIVIDEND RECEIVED		\$9.11
Total Taxable Dividends					\$9.11
Taxable Interest					
02/28/15	CASH	INTEREST	BIDDEFORD SVGS BANK CD 0.70000% 01/30/2017		\$139.04
02/28/15	CASH	INTEREST	CARDINAL BK NATL ASSN VA 1.10000% 01/30/2018 CD		\$218.49
02/28/15	CASH	INTEREST	CUSTOMERS BK PHOENIXVILLE PA 1.15000% 01/30/2018 CD		\$228.42
02/28/15	CASH	INTEREST	MERRICK BK SOUTH JORDAN UTAH 0.75000% 01/30/2017 CD		\$148.97
02/28/15	CASH	INTEREST	SUMMIT CMNTY BK MOOREFIELD WV 0.30000% 01/28/2016 CD		\$63.70
03/02/15	CASH	INTEREST	FARM BUR BK FSB NV CD 1.05000% 02/02/2018		\$201.37
03/04/15	CASH	INTEREST	ENTERPRISE BK & TR LOWELL MASS 0.40000% 02/04/2016 CD		\$76.71
03/06/15	CASH	INTEREST	BANK HOLLAND MICH CD 0.35000% 02/05/2016		\$67.12
03/06/15	CASH	INTEREST	PACIFIC WESTN BK CA CD 0.25000% 02/05/2016		\$47.95

Fifth Third Securities, Inc.

MN _CEBBKBXKBGPBZM_BBBBB 20150331
NLI615HC5092109 006908 000007/000010 01



Account carried with National Financial Services LLC, Member
NYSE, SIPC

Statement for the Period March 1, 2015 to March 31, 2015

MEDINA CITY SCHOOLS - Corporation
Account Number: 069-173415



ACTIVITY > INCOME > TAXABLE INCOME *continued*

Settlement Date	Account Type	Transaction	Description	Quantity	Amount
03/06/15	CASH	INTEREST	PLATINUM BK BRANDON FLA 0.70000% 02/06/2017 CD		\$134.25
03/11/15	CASH	INTEREST	WINTER HILL BANK FSB CD 0.70000% 02/10/2017		\$134.25
03/12/15	CASH	INTEREST	HARDIN CNTY BK SAVANNAH TENN 0.35000% 02/12/2016 CD		\$67.12
03/13/15	CASH	INTEREST	LANDMARK CMNTY BK TN CD 1.05000% 02/13/2018		\$201.37
03/18/15	CASH	INTEREST	WELCH ST BK OKLA CD 0.70000% 02/17/2017		\$134.25
03/20/15	CASH	INTEREST	BBCN BK LOS ANGELES CA 0.75000% 02/21/2017 CD		\$143.84
03/23/15	CASH	INTEREST	BANK RHODE IS PROVIDENCE RI 0.75000% 01/23/2017 CD		\$143.84
03/23/15	CASH	INTEREST	BROOKLINE BK MASS CD 0.75000% 01/23/2017		\$143.84
03/23/15	CASH	INTEREST	FIRST IPSWICH BANCORP 0.75000% 01/23/2017 CD		\$143.84
03/27/15	CASH	INTEREST	SOUTHWEST BK FT WORTH TEX 0.75000% 01/27/2017 CD		\$143.84
03/30/15	CASH	INTEREST	BIDDEFORD SVGS BANK CD 0.70000% 01/30/2017		\$143.84

Statement for the Period March 1, 2015 to March 31, 2015

MEDINA CITY SCHOOLS - Corporation
Account Number: 069-173415



ACTIVITY > INCOME > TAXABLE INCOME *continued*

Settlement Date	Account Type	Transaction	Description	Quantity	Amount
03/30/15	CASH	INTEREST	CARDINAL BK NATL ASSN VA 1.10000% 01/30/2018 CD		\$226.03
03/30/15	CASH	INTEREST	CUSTOMERS BK PHOENIXVILLE PA 1.15000% 01/30/2018 CD		\$236.30
03/30/15	CASH	INTEREST	MERRICK BK SOUTH JORDAN UTAH 0.75000% 01/30/2017 CD		\$154.11
03/31/15	CASH	INTEREST	SUMMIT CMNTY BK MOOREFIELD WV 0.30000% 01/28/2016 CD		\$63.70
Total Taxable Interest					\$3,406.19
Total Taxable Income					\$3,415.30
TOTAL INCOME					\$3,415.30

Footnotes and Cost Basis Information

Amortization, accretion and similar adjustments to cost basis have been provided for many fixed income securities (and some bond-like equities), however, they are not provided for certain types, such as short-term instruments, Unit Investment Trusts, foreign fixed income securities, or those that are subject to early prepayment of principal (pay downs). Where current year premium or acquisition premium amortization is provided, the prior years' cumulative amortization is reflected in the adjusted cost basis, but we cannot provide a breakdown or the total of such prior amortization amounts.

NFS is required to report certain cost basis and related information to the IRS on the Form 1099-B. Your official 1099-B forms for certain transactions will reflect which lots have been sold for tax purposes. To apply a specific identification cost basis method to 1099-B reporting, appropriate instructions must be on file with NFS or be received by NFS before the trade has settled. Absent such instructions, NFS determines cost basis at the time of sale based on its default methods of average cost for open-end mutual funds and first-in, first-out (FIFO) for all other securities (including ETFs) unless your broker dealer has elected to use another default method. NFS applies FIFO (or other disposal method, if applicable) based on its records, which may be different from yours. For transactions that are not subject to 1099-B cost basis reporting, you should refer to your trade confirmations and other applicable records to determine which lots were considered sold for tax purposes.

While NFS must meet IRS requirements with respect to certain information required to be reported to the IRS, NFS-provided cost basis, realized gain and loss, and holding period information may not reflect all adjustments necessary for your tax reporting purposes. NFS makes no warranties with respect to and specifically disclaims any liability arising out of a customer's use of, or any tax position taken in reliance upon, such information.

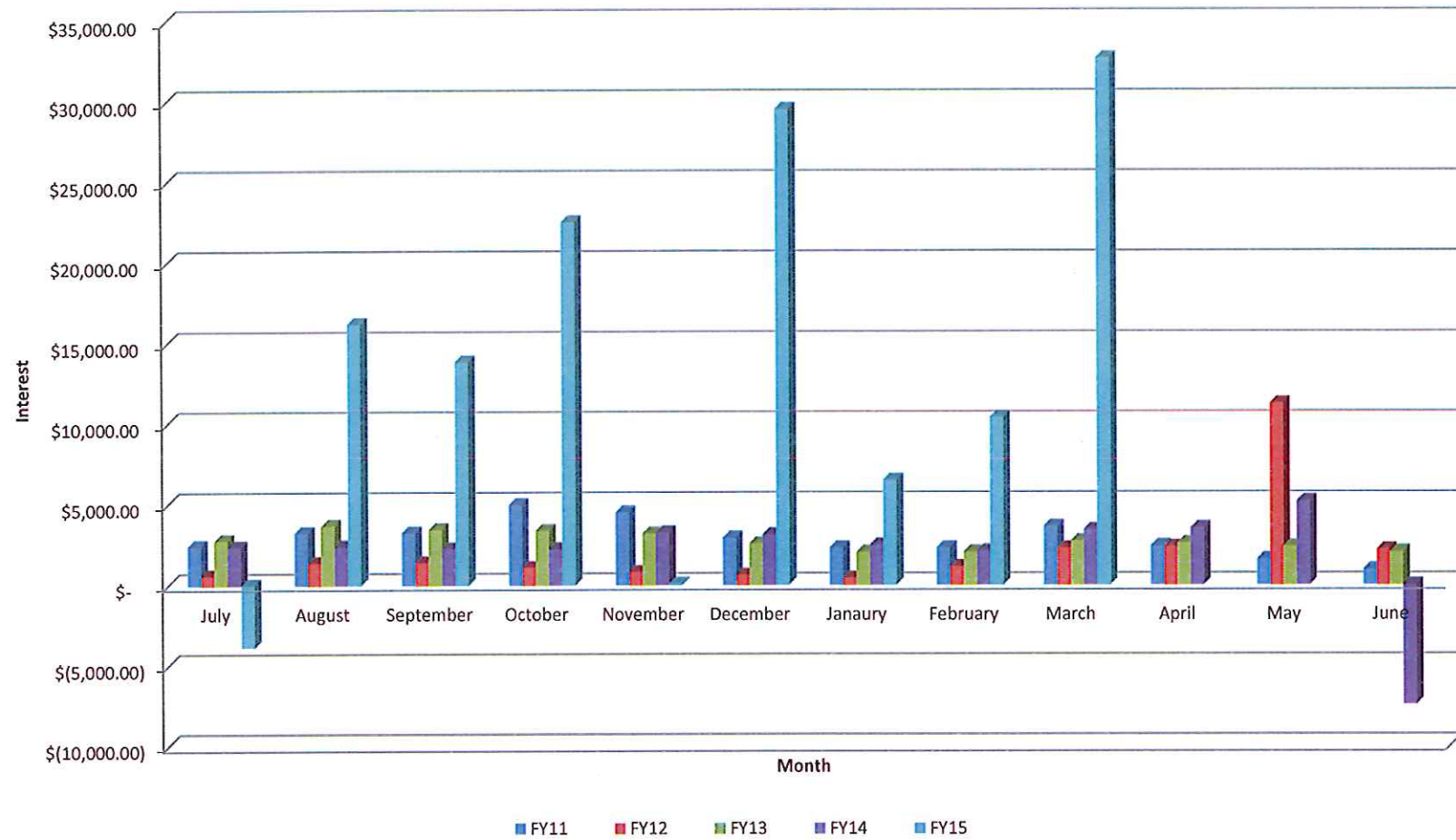
Fifth Third Securities, Inc.

MN_CEBBKXKBBGPBZM_BBBBB 20150331
NL1615HC5092109 006908 000008/000010 01



Account carried with National Financial Services LLC, Member
NYSE, SIPC

Total Monthly Interest Earnings



Date: 4/21/15

FINANCIAL SUMMARY REPORT
Processing Month: March 2015
MEDINA CITY SCHOOL DISTRICT

Page: 1
(FINSUM)

Fnd	Scc	Description	Beginning Balance	MTD Revenues	FYTD Revenues	MTD Expenditures	FYTD Expenditures	Current Available Balance
001	0000	GENERAL FUND	26,122,298.67	6,453,200.13	61,799,144.05	4,226,235.61	49,824,027.85	38,097,414.87
002	0000	BOND RETIREMENT	1,123,790.47	137,460.00	1,319,101.07	.00	1,290,766.17	1,152,125.37
002	9000	BOND RETIREMENT - NEW ELE	3,865,065.17	400,950.00	3,855,140.31	.00	3,370,741.52	4,349,463.96
002	9012	LOCAL SALES TAX RETIREMEN	1,129,469.31	.00	1,204,331.25	.00	1,204,331.25	1,129,469.31
002	9014	CONSOLIDATION - ENERGY &	.09	.00	307,537.50	.00	307,537.45	.14
003	0000	PERMANENT IMPROVEMENT FUN	22,840.98	.00	.00	.00	20,000.00	2,840.98
003	9000	PERMANENT IMPROVEMENT FUN	.00	.00	989.14	.00	.00	989.14
003	9001	MEDINA CITY REC CENTER-PE	231,516.05	138,000.00	138,000.00	13,962.51	38,879.69	330,636.36
004	9001	NEW JR HIGH AND CANAVAN R	495.77	.00	.00	.00	.00	495.77
004	9002	FUTURE CONSTRUCTION	11,078.19	.00	.51	.00	.00	11,078.70
004	9008	NEW CONSTRUCTION - SENIOR	32,142.58	.00	1.41	.00	.00	32,143.99
006	0000	LUNCHROOM FUND	133,712.44	222,816.67	1,572,592.93	230,853.77	1,616,992.67	89,312.70
006	9006	FOOD SVC FEDERAL FUNDS	86,945.46	45.57	157.49	.00	69,920.52	17,182.43
007	9004	COLLINS SCHOLARSHIP/POST-	.00	.00	15,000.00	.00	.00	15,000.00
007	9110	ART TRUST - GARFIELD	9,766.18	8.23	33.37	.00	.00	9,799.55
007	9111	CHARLES STANGEL SCHOLARSH	.00	500.00	500.00	.00	.00	500.00
007	9333	RIOS STUDENT LEADER SCHOL	23,746.72	23.50	4,223.63	.00	.00	27,970.35
007	9901	BIXLER SCHOLARSHIP FUND	125.00	.00	.00	.00	.00	125.00
008	9002	KANEHL MUSIC TRUST	30,414.17	25.66	127.53	.00	.00	30,541.70
008	9003	RICHARD HOFFMAN COLLINS M	678,776.06	4,491.52	21,285.33-	.00	20,000.00	637,490.73
008	9112	ELAINE BUSHMAN FUND	18,034.33	151.71	109.70	.00	.00	18,144.03
009	9110	UNIFORM SUPPLIES GARFIELD	21,820.28	302.50	6,779.49	5.99	4,955.06	23,644.71
009	9111	SCHOOL STORE GARFIELD	780.03	.00	5.64	.00	50.00	735.67
009	9120	UNIFORM SUPPLIES - CANAVA	12,775.89	628.00	11,800.19	498.26	6,468.77	18,107.31
009	9122	SCHOOL STORE - CANAVAN	586.69	.00	.00	.00	.00	586.69
009	9130	UNIFORM SUPPLIES - FENN	26,585.57	749.00	12,555.71	140.48	5,991.94	33,149.34
009	9140	UNIFORM SUPPLIES - HERITA	5,733.68	801.00	11,216.00	.00	4,308.28	12,641.40
009	9160	UNIFORM SUPPLIES - BLAKE	1,067.51	734.00	16,540.31	.00	12,616.82	4,991.00
009	9170	UNIFORM SUPPLIES - RALPH	14,050.74	200.00	19,401.50	1,202.75	19,510.69	13,941.55
009	9171	SCHOOL STORE WAITE	2,564.97	.00	.00	.00	2,564.97	.00
009	9180	UNIFORM SUPPLIES - ELIZA	11,270.05	2,087.00	14,350.00	256.25	16,341.97	9,278.08
009	9181	SCHOOL STORE NORTHROP	1,245.07	.00	.00	.00	.00	1,245.07
009	9200	UNIFORM SUPPLIES - CLAGGE	110,142.94	916.00	27,946.61	2,074.67	49,931.84	88,157.71
009	9210	UNIFORM SUPPLIES - A.I. R	53,635.21	710.00	25,025.43	1,376.92	41,313.19	37,347.45
009	9300	UNIFORM SUPPLIES - SENIOR	111,236.94	5,363.30	94,131.13	7,743.42	100,933.38	104,434.69
009	9304	AVIATION/PHOTOGRAPHY	3.87	.00	.00	.00	.00	3.87
014	9014	JUV DET CTR FY 14	18,943.70	.00	67,794.74	.00	64,952.77	21,785.67
014	9015	MEDINA CNTY JUV DET CNTR	.00	27,720.00	161,163.23	22,817.16	182,177.34	21,014.11-
014	9111	CFIT FY11	5,550.01	.00	.00	.00	.00	5,550.01
014	9113	EVOLVE FY13	17,598.12-	.00	.00	.00	.00	17,598.12-
014	9114	EVOLVE FY14	5,920.32	.00	4,215.75	.00	68,899.41	58,763.34-
014	9115	EVOLVE FY 15	.00	114,200.00	389,500.00	52,803.73	331,841.55	57,658.45
014	9600	Food Service	3,625.23	.00	.00	.00	629.54	2,995.69
016	0000	EMERGENCY LEVY	3,253,992.18	676,170.00	6,650,293.13	1,425,976.05	2,328,981.44	7,575,303.87
018	0000	PRINT SHOP	8,992.57	.00	1,002.76	.00	3,382.00	6,613.33
018	9000	PUBLIC SCHOOL SUPPORT - S	16.70	.00	.00	.00	.00	16.70

Date: 4/21/15

F I N A N C I A L S U M M A R Y R E P O R T
Processing Month: March 2015
MEDINA CITY SCHOOL DISTRICT

Page: 2
(FINSUM)

End	Sec	Description	Beginning Balance	MTD Revenues	FYTD Revenues	MTD Expenditures	FYTD Expenditures	Current Available Balance
018	9110	PRINCIPAL'S FUND - GARFIE	40,610.79	1,822.31	4,296.10	377.11	6,233.84	38,673.05
018	9113	GARFIELD MEDIA CENTER	681.92	9.25	3,256.30	.00	3,226.87	711.35
018	9120	PRINCIPAL - CANAVAN	50,617.76	8,315.78	13,760.39	1,614.48	11,156.88	53,221.27
018	9123	BOOK FAIR - CANAVAN	10,119.82	7.99	5,768.45	.00	5,773.13	10,115.14
018	9130	PRINCIPAL - FENN	43,883.48	3,475.64	11,035.79	641.82	9,884.17	45,035.10
018	9132	FENN SCHOOL STORE	465.46	.00	.00	.00	.00	465.46
018	9133	BOOK FAIR - FENN	7,811.66	12.58	76.88	.00	.00	7,888.54
018	9135	MEDINA SKI TEAM - DISTRIC	5,148.34	.00	3,380.00	2,259.98	2,259.98	6,268.36
018	9140	PRINCIPAL'S FUND - HERITA	24,245.99	857.57	6,386.07	176.94-	3,508.49	27,123.57
018	9143	HERITAGE MEDIA CENTER	16,053.58	10.00	5,806.91	.00	6,023.36	15,837.13
018	9160	PRINCIPAL'S FUND - H G BL	38,960.09	2,056.86	7,309.64	743.00	9,856.60	36,413.13
018	9163	BLAKE MEDIA CENTER	7,143.54	39.27	6,114.77	.00	1,287.21	11,971.10
018	9164	FIELD TRIPS/BLAKE ELEMENT	.34	.00	.00	.00	.00	.34
018	9170	PRINCIPALS FUND - RALPH W	55,241.97	3,476.00	12,914.13	2,003.73	8,374.87	59,781.23
018	9173	MEDIA CENTER RALPH WAITE	692.33	19.09	7,619.04	.00	5,548.11	2,763.26
018	9174	FIELD TRIPS RALPH WAITE E	.00	755.00	4,153.04	.00	.00	4,153.04
018	9180	PRINCIPALS FUND ELIZA NOR	27,804.04	2,530.05	12,113.60	60.21	8,348.75	31,568.89
018	9183	MEDIA CENTER ELIZA NORTHR	3,820.18	.00	5,402.74	.00	5,167.24	4,055.68
018	9184	FIELD TRIPS ELIZA NORTHR	2,719.70	.00	146.00	.00	2,719.70	146.00
018	9200	PRINCIPAL'S FUND - CLAGGE	84,425.01	8,185.37	19,654.84	480.56	12,668.85	91,411.00
018	9201	CLAGGETT M.S. - WASHINGTO	77.09	.00	.00	.00	.00	77.09
018	9203	CLAGGETT M.S. MEDIA CENTE	5,471.96	5.00	4,433.59	.00	4,734.02	5,171.53
018	9210	PRINCIPAL'S FUND - ROOT M	18,426.77	4,136.21	23,320.35	3,088.37	20,752.84	20,994.28
018	9211	ROOT M.S. MEDIA CENTER	8,892.89	.00	4,385.93	.00	3,919.82	9,359.00
018	9212	ROOT M.S. - WASHINGTON TR	355.00	.00	.00	.00	.00	355.00
018	9300	PRINCIPAL'S FUND - SENIOR	44,456.11	20,228.89	37,261.85	3,057.84	28,479.19	53,238.77
018	9301	MEDIA CENTER FUND	1,146.10	.00	.00	.00	50.00	1,096.10
018	9302	SPECIAL FUNDRAISER - SENI	37,086.18	.00	.00	.00	.00	37,086.18
018	9303	PERFORMING ARTS	91,635.98	2,180.00	18,521.33	446.14	55,775.26	54,382.05
018	9304	BATTLING BEES BOOKSTORE	12,657.06	1,147.90	7,102.75	732.32	10,500.65	9,259.16
018	9305	FLEXIBLE CREDIT FUND	6,712.43	.00	300.00	90.12	240.27	6,772.16
018	9900	INSERVICE - CENTRAL	3,702.01	.00	.00	.00	.00	3,702.01
018	9901	PUBLIC SCHOOL SUPPORT - I	18,280.96	.00	.00	21.35	2,480.25	15,800.71
018	9902	INSERVICE - SUPERINTENDEN	30,648.72	.00	.00	.00	5,927.80	24,720.92
018	9903	BOARD/STUDENT DEVELOPMENT	2,800.00	.00	.00	.00	.00	2,800.00
018	9904	WELLNESS FUND	502.00	.00	.00	.00	.00	502.00
018	9905	PUBLIC SCHOOL SUPPORT/STU	41,180.15	.00	16,000.00	.00	.00	57,180.15
018	9906	COMMUNICATIONS - PUBLIC S	2,653.03	.00	3,830.00	.00	5,785.50	697.53
018	9910	MAINTENANCE DEPARTMENT	4,342.09	.00	.00	.00	439.73	3,902.36
018	9920	TRSP FUND	3,290.70	.00	.00	.00	.00	3,290.70
018	9930	Resource Connection	1,500.00	.00	.00	.00	.00	1,500.00
018	9931	BUZZ ARTS FUND	2,572.20	.00	.00	.00	2,572.20	.00
019	9014	MCDAC FY14	.00	.00	20,592.00	.00	.00	20,592.00
019	9015	MCDAC GRANT FY15	.00	.00	41,184.00	11,261.72	78,328.25	37,144.25-
019	9018	LOWE'S LIGHT UP GARFIELD	48.08	.00	.00	.00	.00	48.08
019	9020	RIF PROGRAM GRANT - NORTH	400.73	.00	.00	.00	.00	400.73

Date: 4/21/15

FINANCIAL SUMMARY REPORT
Processing Month: March 2015
MEDINA CITY SCHOOL DISTRICT

Page: 3
(FINSUM)

Fnd	Sc	Description	Beginning Balance	MTD Revenues	FYTD Revenues	MTD Expenditures	FYTD Expenditures	Current Available Balance
019	9021	JENNINGS - BLAKE - BRYNIA	.82	.00	.00	.00	.00	.82
019	9023	PUBLIC EDUCATION LEADERSH	.00	6,650.00	6,650.00	.00	.00	6,650.00
019	9029	MARTHA HOLDEN JENNINGS GR	6.82	.00	.00	.00	.00	6.82
019	9030	PERFORMANCE BASED ASSESSM	79.76	.00	.00	.00	.00	79.76
019	9031	PBA FY11	256.96	.00	.00	.00	.00	256.96
019	9113	ACS-HACH CHEMISTRY GRANT	96.34	.00	.00	.00	.00	96.34
019	9142	STEPHENSON FOUNDATION-MHS	4,500.00	.00	.00	.00	4,500.00	.00
019	9213	VIDEO CLUB GRANT - MHS	1,687.82	.00	.00	.00	1,685.00	2.82
019	9313	JENNINGS - NORTHROP - MIL	13.86	.00	.00	.00	.00	13.86
019	9413	3M AND OTHER GRANT	152.03	.00	.00	.00	.00	152.03
019	9513	NEA STUDENT ACHIEVEMENT G	191.88	.00	.00	.00	.00	191.88
019	9613	FUEL UP - CONDOSTA - ROOT	2,412.20	.00	.00	.00	423.49	1,988.71
019	9715	FUEL UP - BLAKE - FY15	.00	.00	2,660.00	.00	.00	2,660.00
020	9001	TRANSPORTATION ENTERPRISE	16,708.15	3,266.20	43,939.48	831.41	17,703.31	42,944.32
022	9000	Unclaimed funds	14,292.43	.00	7,318.88	.00	4,797.36	16,813.95
022	9093	DIVERSION PROGRAM FED MON	1,000.00	.00	.00	.00	.00	1,000.00
022	9094	DIVERSION PROGRAM - FED.	1,000.00	.00	.00	.00	.00	1,000.00
022	9300	OH HIGH SCHOOL ATH ASSOC	3,305.72	7,936.75	49,644.37	.00	42,628.19	10,321.90
024	9001	MEDICAL AND DRUG/SELF INS	4,441,503.64	650,759.39	5,884,839.66	584,429.48	5,334,736.15	4,991,607.15
024	9002	DENTAL SELF INSURANCE FUN	515,324.93	47,649.32	428,709.78	48,645.56	501,163.90	442,870.81
024	9005	WC - SELF INSURANCE	99,166.35	.00	.00	.00	99,166.35	.00
024	9094	FLEX PRO	27,252.14	.00	.00	.00	.00	27,252.14
027	0000	WORKMANS COMP.-SELF INS	.00	10,455.25	194,378.08	58,643.00	141,004.27	53,373.81
071	9013	LOCAL SALES TAX PERMANENT	2,345,222.98	.00	2,160,386.67	4,500.00	2,914,629.23	1,590,980.42
200	9110	GARFIELD STUDENT COUNCIL/	542.42	205.27	833.22	.00	22.34	1,353.30
200	9121	ELLA CANAVAN STUDENT COUN	1,081.65	.92	314.91	.00	297.00	1,099.56
200	9134	FENN STUDENT BUSINESS	.12	3.57	5.36	.00	.00	5.48
200	9140	STUDENT COUNCIL - HERITAG	143.19	.12	.46	.00	.00	143.65
200	9184	NORTHROP ELEMENTARY STUDE	84.04	.04	46.00	.00	84.05	45.99
200	9185	K-KIDS KIWANIS ACTIVITY C	1,795.55	1,179.38	2,619.72	26.85	1,172.59	3,242.68
200	9202	CLAGGETT MIDDLE SCH. STUD	8,168.90	352.11	1,607.30	15.96	1,792.80	7,983.40
200	9203	PEP CLUB - CLAGGETT MIDL	1,336.72	1.13	4.58	.00	.00	1,341.30
200	9204	CLAGGETT MIDDLE SCHOOL CH	382.34	.32	1.30	.00	.00	383.64
200	9205	CLAGGETT MIDDLE SCH. BUIL	1,636.32	2.03	5.87	.00	.00	1,642.19
200	9208	MAT CLUB - CLAGGETT MIDL	.00	.00	.72	.00	.00	769.22
200	9209	CLAGGETT MIDDLE SCHOOL DR	8,339.04	167.85	830.53	843.26	1,616.76	7,552.81
200	9211	WORK STUDY CLUB	100.00	.08	.33	.00	.00	100.33
200	9213	ENVIRONMENTAL CLUB - CLAG	83.94	.00	.00	.00	.00	83.94
200	9251	PEP CLUB - ROOT M.S.	796.79	.53	2.36	.00	165.85	633.30
200	9252	CHEERLEADERS - ROOT M.S.	39.29	.03	.13	.00	.00	39.42
200	9253	BUILDERS' CLUB - ROOT M.S	3,076.09	2.59	10.51	.00	.00	3,086.60
200	9255	MAT CLUB - ROOT M.S.	44.75	.00	.00	.00	44.75	.00
200	9256	DRAMA CLUB - ROOT M.S.	1,989.07	1.68	6.80	.00	.00	1,995.87
200	9257	ENVIRONMENTAL CLUB - ROOT	285.01	.01	.62	.00	274.00	11.63
200	9258	STUDENT COUNCIL - ROOT M.	3,332.93	2.81	11.38	.00	.00	3,344.31
200	9260	EXPLORERS TEAM - ROOT M S	178.23	.00	.00	.00	178.23	.00

Date: 4/21/15

F I N A N C I A L S U M M A R Y R E P O R T
Processing Month: March 2015
MEDINA CITY SCHOOL DISTRICT

Page: 4
(FINSUM)

Fnd	Scc	Description	Beginning Balance	MTD Revenues	FYTD Revenues	MTD Expenditures	FYTD Expenditures	Current Available Balance
200	9301	YOUNG AMERICANS FOR FREED	.00	.85	1,012.56	.00	.00	1,012.56
200	9302	ART CLUB	129.51	.11	.44	.00	.00	129.95
200	9303	AMERICAN FIELD SERVICE	350.29	.30	1.20	.00	.00	351.49
200	9304	CAREER ASSOCIATION	234.79	.20	.81	.00	.00	235.60
200	9305	CHEMCLUB	.00	.00	290.00	.00	.00	290.00
200	9307	CHOIR	37,024.60	1,918.14	21,140.75	3,184.15	21,098.44	37,066.91
200	9308	COMPUTER CLUB	64.00	.29	.57	.00	.00	64.57
200	9310	DELTA EPSILON PHI - NAT'L	.45	.00	.00	.00	.00	.45
200	9312	DRAMA CLUB	35,053.84	37.94	13,125.72	.00	3,015.63	45,163.93
200	9315	LEADER WITHIN U	267.63	.23	.92	.00	.00	268.55
200	9316	FRENCH CLUB	8.71	.00	.00	.00	.00	8.71
200	9318	G. L. C.	1,892.06	1.69	997.29	.00	880.27	2,009.08
200	9321	KEY CLUB	1,657.19	212.35	17,159.80	1,384.00	4,114.43	14,702.56
200	9323	MEDINAMITE	967.81	.56	2.91	.00	300.00	670.72
200	9324	MEDINIAN	14,033.16	2.14	7,836.79	8,500.00	19,327.00	2,542.95
200	9325	MUSIC - BAND	9,592.91	2,407.46	5,952.99	101.00	1,602.99	13,942.91
200	9326	NATIONAL HONOR SOCIETY	6,046.91	5.01	20.36	.00	107.85	5,959.42
200	9327	ORCHESTRA	16,286.52	26.16	2,121.23	350.10	962.17	17,445.58
200	9330	SCIENCE OLYMPIAD CLUB	132.35	.11	.43	.00	.00	132.78
200	9331	SKI CLUB	.05	.00	2.82	.00	.00	2.87
200	9332	SPANISH CLUB	4,684.28	5.47	2,671.82	.00	849.15	6,506.95
200	9333	STUDENT COUNCIL	57,417.51	1,325.18	28,889.56	3,546.74	24,469.64	61,837.43
200	9334	WORK STUDY CLUB	46.00	3.87	4,566.17	.00	.00	4,612.17
200	9335	LATIN CLUB	1,472.00	3.18	5,270.26	.00	2,961.60	3,780.66
200	9336	INTERACT ORGANIZATION	1,558.32	1.31	5.33	.00	.00	1,563.65
200	9339	SPEECH/DEBATE CLUB	6,467.42	1,907.58	20,027.85	924.00	17,476.54	9,018.73
200	9340	S. A. D. D.	805.40	.98	557.15	.00	195.13	1,167.42
200	9345	INTERNATIONAL CLUB	4,630.79	3.90	15.82	.00	.00	4,646.61
200	9346	PENGUIN BOWL/NOSB	4.42	.00	.00	.00	.00	4.42
200	9350	TECHNOLOGY CLUB	427.63	681.27	1,484.04	160.05	401.47	1,510.20
200	9351	THE JUNIOR STATESMEN OF A	1,153.75	.97	3.94	.00	.00	1,157.69
200	9352	VIDEO CLUB - SR HI	11,840.41	9.15	37.10	.00	980.63	10,896.88
200	9353	CHINESE CLUB	551.94	201.56	400.29	216.50	282.61	669.62
200	9355	GAY STRAIGHT ALLIANCE	269.86	.23	.92	.00	.00	270.78
200	9380	V O F T	39,328.95	26,028.46	32,640.55	6,750.00	13,098.50	58,871.00
200	9408	CLASS OF 2008	.00	.00	66.00	.00	.00	66.00
200	9410	CLASS OF 2010	.70	.00	.70-	.00	.00	.00
200	9412	CLASS OF 2012	2,655.86	.00	.00	.00	.00	2,655.86
200	9413	CLASS OF 2013	702.47	.59	2.41	.00	.00	704.88
200	9414	CLASS OF 2014	1,758.34	.30	3.19	1,260.00	1,405.66	355.87
200	9415	CLASS OF 2015	5,534.71	2.44	2,971.84	.00	5,606.60	2,899.95
200	9416	CLASS OF 2016	3,361.41	13.48	15,424.85	2,258.36	2,745.46	16,040.80
200	9417	CLASS OF 2017	1,892.84	33.11	770.87	.00	.00	2,663.71
200	9418	CLASS OF 2018	.00	31.90	1,265.58	.00	33.94	1,231.64
200	9999	GENERIC STUDENT ACTIV. FD	.01	.00	.00	.00	.00	.01
300	0000	ATHLETIC FUND	202,608.36	7,835.06	277,106.38	26,547.33	286,587.43	193,127.31

Date: 4/21/15

F I N A N C I A L S U M M A R Y R E P O R T
Processing Month: March 2015
MEDINA CITY SCHOOL DISTRICT

Page: 5
(FINSUM)

End	Sc	Description	Beginning Balance	MTD Revenues	FYTD Revenues	MTD Expenditures	FYTD Expenditures	Current Available Balance
300	9121	WORLD WATCHER'S CLUB	7,362.04	.00	.00	.00	.00	7,362.04
300	9201	CLAGGETT MIDDLE SCH. BAND	18,803.36	71.00	25,893.75	44.00	18,747.82	25,949.29
300	9202	CLAGGETT MIDDLE SCH. ORCH	223.00	.00	.00	.00	.00	223.00
300	9203	CLAGGETT MIDDLE SCHOOL LI	370.00	.00	.00	.00	.00	370.00
300	9204	CLAGGETT M.S. CHOIR FUND	634.10	.00	.00	.00	.00	634.10
300	9206	P A N D A	808.93	.00	.00	.00	808.93	.00
300	9207	PEACEMAKERS CLUB - CLAGGE	517.08	.00	.00	.00	517.08	.00
300	9208	CLAGGETT - 6TH GRADE TRIP	4,343.22	6,345.25	101,637.25	.00	98,274.22	7,706.25
300	9250	ROOT M.S. BAND FUND	15,449.59	.00	21,116.50	2,990.46	19,792.76	16,773.33
300	9251	ROOT M.S. ORCHESTRA FUND	1,145.24	.00	147.30	.00	377.39	915.15
300	9252	ROOT M.S. CHOIR FUND	3,270.15	.00	.00	.00	.00	3,270.15
300	9256	LEAPING LIZARDS	37.47	.00	.00	.00	37.47	.00
300	9257	COMETS TEAM	.55	.00	.00	.00	.55	.00
300	9258	ROOT - DISTRICT SUPERVISE	84,236.23	4,122.00	15,354.50	.00	93,220.75	6,369.98
300	9259	ROOT DANCE TEAM	528.00	.00	.00	.00	.00	528.00
300	9302	BOYS VOLLEYBALL	4,358.13	340.00	340.00	25.00	980.65	3,717.48
300	9303	HUDDLE/SHUDDLE	1,165.43	.00	1,310.00	225.87	642.66	1,832.77
300	9304	LINK CREW	2,585.50	.00	579.50	238.50	2,229.05	935.95
300	9305	MHS DANCE TEAM	399.00	.00	2,250.00	.00	1,703.50	945.50
300	9306	MHS - DISTRICT SUPERVISED	.00	.00	527.50	605.00	605.00	77.50-
300	9313	DRAMA/MUSICAL	21,650.15	15,091.00	16,405.00	400.00	5,945.00	32,110.15
300	9325	BAND - DISNEYLAND	10,117.96	.00	83,260.00	.00	83,820.00	9,557.96
300	9334	BEEHIVE CAFE	11,956.61	2,134.46	11,534.73	1,380.07	10,738.14	12,753.20
300	9380	V O F T	640.58	.00	.00	.00	.00	640.58
300	9390	PERU TRIP	.00	.00	960.00	1,152.00	1,152.00	192.00-
401	9014	ST FRAN FY14	135,390.10	.00	.00	.00	135,390.10	.00
401	9015	AUXILIARY FUNDS/ST FRANCI	.00	182.60	442,895.12	64,508.18	225,541.07	217,354.05
401	9024	AUX FUNDS NURTURY FY14	4,810.78	.00	.00	.00	4,810.78	.00
401	9025	AUX FUNDS NURTURY FY15	.00	10.71	15,864.90	1,265.00	3,115.61	12,749.29
401	9034	AUX FUNDS MCA FY14	22,369.05	.00	3.42	.00	22,369.05	3.42
401	9035	AUX FUNDS MCA FY15	.00	68.05	150,614.44	18,934.19	69,610.45	81,003.99
401	9044	KIDS COUNTRY FY14	9,009.82	.00	.67	.00	9,009.82	.67
401	9045	KIDS COUNTRY FY15	.00	13.44	17,183.68	201.27	1,187.61	15,996.07
401	9064	SM WONDERS FY14	1,094.40	.00	.17	.00	.00	1,094.57
401	9065	SM WONDERS FY15	.00	.00	3,149.24	.00	.00	3,149.24
432	9097	MANAGE. INFO. SYS. FUND	.80	.00	.00	.00	.00	.80
450	9008	SCHOOLNET PLUS FY2008: GR	1.00	.00	.00	.00	.00	1.00
451	9013	CONNECTIVITY 2013	800.00	.00	.00	.00	.00	800.00
451	9014	CONNECTIVITY FY14	.00	9,000.00	18,000.00	.00	.00	18,000.00
452	9008	SCHOOLNET PROFESSIONAL DE	66.15	.00	.00	.00	.00	66.15
463	9014	ALT ED FY14	.00	.00	2,500.00	.00	2,500.00	.00
463	9015	ALT ED FY15	.00	.00	.00	12,096.88-	21,055.02	21,055.02-
499	9012	INTERN PSYCH FY12	45.81	.00	.00	.00	.00	45.81
499	9013	INTERN PSYCH FY13	39.97	.00	.00	.00	.00	39.97
499	9014	INTERN PSYCH FY14	31,382.40-	.00	31,382.40	.00	.00	.00
499	9015	INTERN PSYCH FY15	.00	6,589.84	19,189.26	2,454.38	19,483.43	294.17-

Date: 4/21/15

F I N A N C I A L S U M M A R Y R E P O R T
Processing Month: March 2015
MEDINA CITY SCHOOL DISTRICT

Page: 6
(FINSUM)

Fnd	Scc	Description	Beginning Balance	MTD Revenues	FYTD Revenues	MTD Expenditures	FYTD Expenditures	Current Available Balance
499	9024	LOCAL GOVERNMENT INNOVATI	18,000.00	.00	.00	.00	10,250.00	7,750.00
499	9039	INTERN PSYCHOLOGIST GRANT	2.20	.00	.00	.00	.00	2.20
499	9112	E-TECH BLENDED LEARNING G	924.57	.00	.00	.00	602.86	321.71
506	9014	RESIDENT EDUCATOR GRANT	1,516.00	.00	.00	.00	566.00	950.00
516	9014	SIX B FY14	17,019.89-	.00	.00	.00	172,558.26	189,578.15-
516	9015	TITLE VI-B	.00	223,326.80	938,703.37	130,839.78	814,280.19	124,423.18
516	9114	Deslexia Grant FY14	8,427.76-	.00	24,626.51	.00	16,198.75	.00
516	9115	DESLEXIA GRANT FY 15	.00	.00	.00	11,900.00	14,076.05	14,076.05-
551	9015	TITLE III IMMIGRANT FY 15	.00	178.42	1,070.53	.00	1,189.48	118.95-
551	9115	TITLE III LEP FY15	.00	1,530.20	9,181.16	.00	10,001.29	820.13-
572	9014	TITLE I FY14	5,208.71-	.00	.00	.00	146,820.45	152,029.16-
572	9015	TITLE I-D FY 15	.00	.00	353,883.85	37,658.80	294,865.94	59,017.91
572	9114	TITLE I-D FY14	282.75-	.00	.00	.00	26,444.50	26,727.25-
572	9115	TITLE I-D FY 15	.00	4,592.79	37,488.48	2,512.09	11,003.43	26,485.05
587	9014	PRESCHOOL FY14	465.76-	.00	.00	.00	4,319.28	4,785.04-
587	9015	PRESCHOOL FY 15	.00	11,718.77	29,240.62	2,562.94	22,818.02	6,422.60
590	9014	TITLE II-A FY14	7,787.12	.00	.00	.00	78,645.32	70,858.20-
590	9015	TITLE II-A FY15	.00	27,124.22	149,824.91	10,021.64	81,762.58	68,062.33
		Grand Total All Funds	46,243,412.61	9,331,305.01	89790,349.26	7,043,589.42	73367,728.98	62666,032.89
		Total Invested Funds	.00					

Date: 4/21/2015

C H E C K R E G I S T E R
Processing Month: March 2015
MEDINA CITY SCHOOL DISTRICT

Page: 1
(CHKREG)

Check#	Check Date	Org Sta	Vendor Paid	Check Amount	Status Date
006899	03/13/2015	M/M	MEMO - U.S. BANK PURCHASE CARD	4,008.89	
006900	03/24/2015	M/M	MEMO - FLEXSAVE	518.50	
006901	03/04/2015	M/M	GORDON FOOD SERVICE	19,673.02	
006902	03/06/2015	M/M	MEMO - MEDICAL MUTUAL	142,906.40	
006903	03/25/2015	M/M	MEMO - MEDICAL MUTUAL	158,204.15	
006904	03/25/2015	M/M	MEMO - MEDICAL MUTUAL	140,400.05	
006905	03/25/2015	M/M	MEMO - MEDICAL MUTUAL	61,203.29	
006906	03/25/2015	M/M	GORDON FOOD SERVICE	4,156.44	
006907	03/26/2015	M/M	SYSCO FOOD SERVICES CLEVELAND	1,454.57	
006908	03/26/2015	M/M	SYSCO FOOD SERVICES CLEVELAND	28,528.65	
006909	03/27/2015	M/M	MEMO MET LIFE INSURANCE	4,020.28	
006910	03/27/2015	M/M	MEMO MET LIFE INSURANCE	48,645.56	
006911	03/30/2015	T/T	MEMO -MEDINA CITY SCHOOLS	138,000.00	
006913	03/13/2015	M/M	MEMO --S E R S	3,551.66	
006914	03/27/2015	M/M	MEMO --S E R S	3,551.66	
006915	03/27/2015	M/M	MEMO --S T R S	65,595.21	
006916	03/27/2015	M/M	MEMO - FIRST MERIT BANK	17,235.20	
006917	03/27/2015	M/M	MEMO - FIRST MERIT BANK	7,346.69	
006918	03/27/2015	M/M	MEMO - BUREAU WORK COMP	489.88	
006919	03/27/2015	M/M	MEMO - BUREAU WORK COMP	4,575.77	
006920	03/27/2015	M/M	MEMO-MCSD SELF INS. MEDICAL	469,957.65	
006921	03/27/2015	M/M	MEMO-MCSD SELF INS. MEDICAL	49,703.64	
006922	03/27/2015	M/M	MEMO DENTAL SELF	33,712.19	
006923	03/27/2015	M/M	MEMO DENTAL SELF	6,933.72	
006924	03/13/2015	M/M	OHIO DEPT OF ED - MEMO CK	89,072.24	
006925	03/27/2015	M/M	OHIO DEPT OF ED - MEMO CK	93,257.80	
006926	03/27/2015	M/M	MEMO-MCSD SELF INS. MEDICAL	12,392.88	
006927	03/31/2015	M/M	STRS	404,476.00	
006928	03/31/2015	M/M	SERS - MEMO	127,856.00	
006929	03/13/2015	M/M	MEMO --S T R S	66,281.56	
006930	03/13/2015	M/M	MEMO - FIRST MERIT BANK	24,909.88	
006931	03/13/2015	M/M	MEMO - BUREAU WORK COMP	5,098.26	
006932	03/13/2015	M/M	MEMO --S T R S	1,446.95	
006933	03/13/2015	M/M	MEMO - FIRST MERIT BANK	1,006.96	
006934	03/13/2015	M/M	MEMO - BUREAU WORK COMP	291.34	
006935	03/27/2015	M/M	MEMO MET LIFE INSURANCE	3,892.06	
006936	03/24/2015	M/M	MEMO - MEDICAL MUTUAL	81,715.59	
604897	03/13/2015	W/R	PRAXAIR	22.90	03/31/2015
604898	03/13/2015	W/R	A-KOBAC CONTAINER	52.25	03/31/2015
604899	03/13/2015	W/R	ACSI	1,587.63	03/31/2015
604900	03/13/2015	W/R	ADLER TEAM SPORTS	930.00	03/31/2015
604901	03/13/2015	W/R	AIRGAS USA, LLC	91.82	03/31/2015
604902	03/13/2015	W/R	AMAZON.COM	4,053.83	03/31/2015
604903	03/13/2015	W/R	ANGIE SELLARS	137.43	03/13/2015
604904	03/13/2015	W/R	ANTHONY BELSITO	414.00	03/31/2015
604905	03/13/2015	W/R	APOLLO PEST CONTROL COMPANY	1,196.00	03/31/2015
604906	03/13/2015	W/R	ARMSTRONG CABLE	425.71	03/31/2015
604907	03/13/2015	W/R	ARROW UNIFORM	1,328.27	03/31/2015
604908	03/13/2015	W/R	ASCA	359.00	03/31/2015
604909	03/13/2015	W/R	ASCD	239.00	03/31/2015
604910	03/13/2015	W/R	AUDIO VISUAL INNOVATIONS, INC.	4,257.00	03/31/2015
604911	03/13/2015	W/R	B&H PHOTO-VIDEO	1,345.20	03/31/2015

Date: 4/21/2015

C H E C K R E G I S T E R
Processing Month: March 2015
MEDINA CITY SCHOOL DISTRICT

Page: 2
(CHKREG)

Check#	Check Date	Org Sta	Vendor Paid	Check Amount	Status Date
604912	03/13/2015	W/R	BALL CHEMICAL & EQUIPMENT CO.	103.65	03/31/2015
604913	03/13/2015	W/R	BARNES AND NOBLE BOOKSELLERS	1,927.52	03/31/2015
604914	03/13/2015	W/R	BEREA-MIDPARK HIGH SCHOOL	300.00	03/31/2015
604915	03/13/2015	W/R	BHE PTA	300.00	03/31/2015
604916	03/13/2015	W/R	DICK BLICK COMPANY	871.50	03/31/2015
604917	03/13/2015	W/R	BOOKSOURCE	485.07	03/31/2015
604918	03/13/2015	W/R	DAIRYMENS	1,454.96	03/31/2015
604919	03/13/2015	W/R	BRADFORD SCOTT QUADE	424.00	03/13/2015
604920	03/13/2015	W/R	BRICKER & ECKLER LLP	4,229.22	03/31/2015
604921	03/13/2015	W/R	BRUNSWICK CITY SCHOOLS	90.00	03/31/2015
604922	03/13/2015	W/W	BRUNSWICK HIGH SCHOOL	250.00	
604923	03/13/2015	W/R	BSN SPORTS	674.11	03/31/2015
604924	03/13/2015	W/R	BUEHLER'S MARKETS	330.34	03/31/2015
604925	03/13/2015	W/R	C MARTIN TRUCKING	1,262.02	03/31/2015
604926	03/13/2015	W/R	CARDINAL BUS SALES &	277.98	03/31/2015
604927	03/13/2015	W/R	CAROLINA BIOLOGICAL SUPPLY CO.	156.99	03/31/2015
604928	03/13/2015	W/R	CAROLYN WENDL	4.99	03/13/2015
604929	03/13/2015	W/R	CARQUEST AUTO PARTS	1,326.83	03/31/2015
604930	03/13/2015	W/R	DOMINIC'S PIZZA	102.56	03/31/2015
604931	03/13/2015	W/R	CDWG	28,682.29	03/31/2015
604932	03/13/2015	W/V	CENTRAL INSTRUMENT CO.	2,228.21	03/16/2015
604933	03/13/2015	W/R	CHEMICAL PEOPLE OF MEDINA	500.00	03/31/2015
604934	03/13/2015	W/R	CHRISTINA HAMMAN	101.48	03/13/2015
604935	03/13/2015	W/R	CHRISTINE CRUM	19.00	03/13/2015
604936	03/13/2015	W/R	CHRISTOPHER HASSINGER	330.46	03/13/2015
604937	03/13/2015	W/V	CHUCK'S CUSTOM, LLC	4,365.14	03/16/2015
604938	03/13/2015	W/R	CINDY GRICE	833.25	03/13/2015
604939	03/13/2015	W/R	CINTAS CORPORATION	218.80	03/31/2015
604940	03/13/2015	W/R	CITY OF MEDINA	13,218.01	03/31/2015
604941	03/13/2015	W/R	CLEVELAND MUNICIPAL SCH DIST	1,663.20	03/31/2015
604942	03/13/2015	W/R	COLUMBIA GAS OF OHIO, INC	13,658.78	03/31/2015
604943	03/13/2015	W/R	COMDOC, INC.	588.00	03/31/2015
604944	03/13/2015	W/R	CROWN TROPHY OF MEDINA	175.00	03/31/2015
604945	03/13/2015	W/R	CURRICULUM ASSOCIATES, INC	3,422.10	03/31/2015
604946	03/13/2015	W/R	DAMON INDUSTRIES	603.14	03/31/2015
604947	03/13/2015	W/R	DARLENE SPARKS	395.48	03/13/2015
604948	03/13/2015	W/W	DAVE HOLLENBAUGH	75.00	
604949	03/13/2015	W/R	DEBORAH QUAIDER	70.12	03/13/2015
604950	03/13/2015	W/R	DELL COMPUTER CORPORATION	1,449.98	03/31/2015
604951	03/13/2015	W/R	DEVELOPMENTAL RESOURCES, INC	318.00	03/31/2015
604952	03/13/2015	W/R	DISCOUNT MAGAZINE	958.63	03/31/2015
604953	03/13/2015	W/R	DMO FOOD EQUIPMENT	403.00	03/31/2015
604954	03/13/2015	W/R	DOMINO'S PIZZA	1,306.50	03/31/2015
604955	03/13/2015	W/R	DYNA SYSTEMS	155.68	03/31/2015
604956	03/13/2015	W/R	EASTER SEALS NORTHERN OHIO	1,265.00	03/31/2015
604957	03/13/2015	W/R	EASY GRAPHICS CORP	14,155.00	03/31/2015
604958	03/13/2015	W/R	CUYAHOGA COUNTY SCHOOLS	20,094.00	03/31/2015
604959	03/13/2015	W/R	EDUCATIONAL SERVICE CENTER	700.00	03/31/2015
604960	03/13/2015	W/R	EDWARDS ROOFING	250.00	03/31/2015
604961	03/13/2015	W/R	ELIZABETH RISSMILLER	1,505.00	03/13/2015
604962	03/13/2015	W/R	EVAN-MOOR	131.96	03/31/2015
604963	03/13/2015	W/R	FBN SYSTEMS, INC.	650.00	03/31/2015

Date: 4/21/2015

C H E C K R E G I S T E R
Processing Month: March 2015
MEDINA CITY SCHOOL DISTRICT

Page: 3
(CHKREG)

Check#	Check Date	Org Sta	Vendor Paid	Check Amount	Status Date
604964	03/13/2015	W/R	FEDERAL EXPRESS CORP	40.57	03/31/2015
604965	03/13/2015	W/R	FLAGHOUSE, INC.	46.90	03/31/2015
604966	03/13/2015	W/R	FOLLETT SCHOOL SOLUTIONS, INC.	629.80	03/31/2015
604967	03/13/2015	W/R	FORENSIC FILES	55.00	03/31/2015
604968	03/13/2015	W/R	FRAN SCHOEN	5,632.00	03/31/2015
604969	03/13/2015	W/W	FREY SCIENTIFIC	198.36	
604970	03/13/2015	W/R	FRONTIER	5,802.32	03/31/2015
604971	03/13/2015	W/R	FULL COMPASS SYSTEMS, LTD.	69.12	03/31/2015
604972	03/13/2015	W/R	GATEWAY TIRE & SERVICE CENTER	191.30	03/31/2015
604973	03/13/2015	W/R	GILMOUR ACADEMY	137.50	03/31/2015
604974	03/13/2015	W/R	GIONINO'S PIZZARIA OF	88.70	03/31/2015
604975	03/13/2015	W/R	GLENOAK HIGH SCHOOL	200.00	03/31/2015
604976	03/13/2015	W/R	GOODWILL INDUSTRIES AKRON INC	5,742.50	03/13/2015
604977	03/13/2015	W/R	GORDON FOOD SERVICE	239.76	03/31/2015
604978	03/13/2015	W/R	GORDON N. STOWE & ASSOCIATES	65.00	03/31/2015
604979	03/13/2015	W/R	GRAINGER SUPPLY CO	17.08	03/31/2015
604980	03/13/2015	W/R	GREAT LAKES THEATER	2,780.00	03/31/2015
604981	03/13/2015	W/R	GRIZZLY AUTO & TIRE	624.12	03/31/2015
604982	03/13/2015	W/R	HAWKINS MARKET	6.89	03/31/2015
604983	03/13/2015	W/R	LEARN21: A FLEXIBLE LEARNING	90.00	03/31/2015
604984	03/13/2015	W/R	HOME DEPOT	17.45	03/31/2015
604985	03/13/2015	W/R	RIVERSIDE PUBLISHING COMPANY	353.39	03/31/2015
604986	03/13/2015	W/R	HOUGHTON MIFFLIN	42,481.20	03/31/2015
604987	03/13/2015	W/R	HOUSE OF FLOWERS & GIFTS	433.25	03/31/2015
604988	03/13/2015	W/R	HUMAN RELATIONS MEDIA	329.89	03/31/2015
604989	03/13/2015	W/R	ICANDI GRAPHICS	476.00	03/31/2015
604990	03/13/2015	W/R	ICE CREAM SPECIALTIES	1,340.98	03/31/2015
604991	03/13/2015	W/R	IMPACT GROUP	1,250.00	03/31/2015
604992	03/13/2015	W/R	INSTITUTE FOR MULTI-SENSORY ED	635.65	03/31/2015
604993	03/13/2015	W/R	JACQUELINE KAUFFMAN	29.97	03/13/2015
604994	03/13/2015	W/R	JANETTE NEUMANN	53.55	03/13/2015
604995	03/13/2015	W/R	JESSICA DEYLING	95.07	03/13/2015
604996	03/13/2015	W/R	JESSICA NIEMANTSVERDIET	105.00	03/13/2015
604997	03/13/2015	W/R	JOHN LUPSON	16.63	03/13/2015
604998	03/13/2015	W/R	JOHN S GRIMM, INC.	1,271.97	03/31/2015
604999	03/13/2015	W/R	JOSEPH ASSION	126.00	03/31/2015
605000	03/13/2015	W/R	JW PEPPER & SON, INC.	64.00	03/31/2015
605001	03/13/2015	W/R	KELLI KNAPP	113.68	03/13/2015
605002	03/13/2015	W/R	KIM HALLOCK	60.21	03/13/2015
605003	03/13/2015	W/R	KRISTEN EVANS	71.88	03/13/2015
605004	03/13/2015	W/R	LAKE BUSINESS PRODUCTS	58.61	03/31/2015
605005	03/13/2015	W/R	LAKESHORE LEARNING MATERIALS	401.33	03/31/2015
605006	03/13/2015	W/R	LANGUAGE LEARNING ASSOCIATES	22,680.39	03/13/2015
605007	03/13/2015	W/R	LAX.COM	6,335.00	03/31/2015
605008	03/13/2015	W/R	LICKING AREA COMPUTER ASSOC.	89,654.11	03/31/2015
605009	03/13/2015	W/R	LORAIN COUNTY COMM. COLLEGE	455.00	03/31/2015
605010	03/13/2015	W/R	LORI S. KELLY	1,425.60	03/13/2015
605011	03/13/2015	W/R	LOUDONVILLE-PERRYSVILLE EX	1,748.00	03/31/2015
605012	03/13/2015	W/R	M.C. DJ SERVICES, INC.	850.00	03/31/2015
605013	03/13/2015	W/R	MARCIA AGUIAR	101.91	03/31/2015
605014	03/13/2015	W/R	MARCO'S PIZZA, INC	36.39	03/31/2015
605015	03/13/2015	W/R	MARY WYEMURA	168.00	03/13/2015

Date: 4/21/2015

C H E C K R E G I S T E R
Processing Month: March 2015
MEDINA CITY SCHOOL DISTRICT

Page: 4
(CHKREG)

Check#	Check Date	Org Sta	Vendor Paid	Check Amount	Status Date
605016	03/13/2015	W/R	MCGRRAW-HILL SCHOOL EDU. LLC	10,614.96	03/31/2015
605017	03/13/2015	W/R	MCM ELECTRONICS	142.81	03/31/2015
605018	03/13/2015	W/R	MCS FOOD SERVICE DEPT.	63.16	03/31/2015
605019	03/13/2015	W/W	MEDINA ATHLETIC BOOSTERS	475.22	
605020	03/13/2015	W/R	MEDINA CITY SCHOOLS	207.11	03/31/2015
605021	03/13/2015	W/R	MEDINA COUNTY PORT AUTHORITY	853.00	03/31/2015
605022	03/13/2015	W/R	MEDINA COUNTY SANITARY	1,319.03	03/31/2015
605023	03/13/2015	W/R	MEDINA CREATIVE ACCESSIBILITY	512.00	03/13/2015
605024	03/13/2015	W/R	MEDINA GLASS COMPANY	561.06	03/31/2015
605025	03/13/2015	W/R	MEDINA HARDWARE, INC	383.46	03/31/2015
605026	03/13/2015	W/R	MEDINA TRACTOR SALES	21.50	03/31/2015
605027	03/13/2015	W/R	MERITECH, INC	5,000.00	03/31/2015
605028	03/13/2015	W/W	MICHAEL WESNER	480.00	
605029	03/13/2015	W/R	MITCHELL CHARVAT	29.84	03/13/2015
605030	03/13/2015	W/R	MNJ TECHNOLOGIES DIRECT INC.	493.80	03/31/2015
605031	03/13/2015	W/R	MONTVILLE POLICE DEPARTMENT	10,543.35	03/31/2015
605032	03/13/2015	W/R	MOVIE LICENSING USA	394.00	03/31/2015
605033	03/13/2015	W/R	MSB CONSULTING GROUP, LLC	1,210.97	03/31/2015
605034	03/13/2015	W/R	MTM SIGNS	1,260.00	03/31/2015
605035	03/13/2015	W/R	MYOFFICEPRODUCTS, LLC	74.75	03/31/2015
605036	03/13/2015	W/R	MYRA BOWYER	120.00	03/31/2015
605037	03/13/2015	W/R	NAPA AUTOMOTIVE PARTS & SERVIC	142.83	03/31/2015
605038	03/13/2015	W/R	NICHOLAS CERIMELE	18.40	03/13/2015
605039	03/13/2015	W/R	NICKLES BAKERY	2,591.82	03/31/2015
605040	03/13/2015	W/R	OCTELA	190.00	03/31/2015
605041	03/13/2015	W/R	OAPT	325.00	03/31/2015
605042	03/13/2015	W/R	OHIO DEPT OF JOB &	2,942.24	03/31/2015
605043	03/13/2015	W/R	OHIO EDISON COMPANY	36,895.12	03/31/2015
605044	03/13/2015	W/R	OHIO SCHOOL BOARDS ASSOC	30.00	03/31/2015
605045	03/13/2015	W/R	OHIO SCHOOLS COUNCIL-GAS	24,735.80	03/31/2015
605046	03/13/2015	W/R	PALADIN PROTECTIVE	413.25	03/31/2015
605047	03/13/2015	W/R	PAT CATAN'S CRAFT CENTER	75.73	03/31/2015
605048	03/13/2015	W/R	PAUL ANDERSON	500.00	03/31/2015
605049	03/13/2015	W/R	PAUL KIDD	100.00	03/13/2015
605050	03/13/2015	W/R	PEARSON ASSESSMENTS	783.44	03/31/2015
605051	03/13/2015	W/R	PEPSI-COLA COMPANY	89.76	03/31/2015
605052	03/13/2015	W/R	CAFETERIA-PEPSI COLA ORDERS	2,618.95	03/31/2015
605053	03/13/2015	W/R	PITNEY BOWES	1,031.40	03/31/2015
605054	03/13/2015	W/R	POINT SPRING & DRIVESHAFT CO	465.32	03/31/2015
605055	03/13/2015	W/R	US POSTAL SERVICE	220.00	03/31/2015
605056	03/13/2015	W/R	PSI AFFILIATES, INC.	13,283.34	03/31/2015
605057	03/13/2015	W/R	QUILL CORPORATION	55.71	03/31/2015
605058	03/13/2015	W/R	READING RECOVERY COUNCIL OF	450.00	03/31/2015
605059	03/13/2015	W/R	REDTREE INVESTMENT GROUP	1,471.04	03/31/2015
605060	03/13/2015	W/R	REINHARDT SUPPLY COMPANY	162.05	03/31/2015
605061	03/13/2015	W/R	RENTEQUIP, INC.	164.30	03/31/2015
605062	03/13/2015	W/R	RJ VERNAK REFRIGERATION	820.00	03/31/2015
605063	03/13/2015	W/R	RONALD L FULLER	410.05	03/13/2015
605064	03/13/2015	W/R	SCHOOL MATE	256.25	03/31/2015
605065	03/13/2015	W/R	SCHOOL SPECIALTY, INC	2,800.39	03/31/2015
605066	03/13/2015	W/W	SECO	378.00	
605067	03/13/2015	W/R	SCOTT, SCRIVEN & WAHOFF	1,045.50	03/31/2015

Date: 4/21/2015

C H E C K R E G I S T E R
Processing Month: March 2015
MEDINA CITY SCHOOL DISTRICT

Page: 5
(CHKREG)

Check#	Check Date	Org Sta	Vendor Paid	Check Amount	Status Date
605068	03/13/2015	W/R	RADIO SHACK	49.94	03/31/2015
605069	03/13/2015	W/R	SELECT SECURITY	4,176.58	03/31/2015
605070	03/13/2015	W/R	SHARON OLTERS DORF	115.00	03/13/2015
605071	03/13/2015	W/R	SHARON SCHORR	152.00	03/13/2015
605072	03/13/2015	W/R	SHEARER EQUIPMENT	17.54	03/31/2015
605073	03/13/2015	W/R	SIT SPOTS	47.75	03/31/2015
605074	03/13/2015	W/R	SOCCER POST	200.00	03/31/2015
605075	03/13/2015	W/R	SOLUTIONS BEHAVIORAL	7,992.15	03/31/2015
605076	03/13/2015	W/R	SPORTS EQUIPMENT SPECIALISTS	100.00	03/31/2015
605077	03/13/2015	W/R	SPORTSWORLD	296.00	03/31/2015
605078	03/13/2015	W/R	STAPLES BUSINESS ADVANTAGE	183.57	03/31/2015
605079	03/13/2015	W/R	STAR SHINE LEARNING	31.30	03/31/2015
605080	03/13/2015	W/R	STEPHEN SIVARD	120.00	03/31/2015
605081	03/13/2015	W/R	STEPS CENTER FOR EXCELLENCE	20,050.00	03/31/2015
605082	03/13/2015	W/R	STOW-MONROE FALLS HIGH SCHOOL	25.00	03/31/2015
605083	03/13/2015	W/R	STRS OHIO	4,397.27	03/31/2015
605084	03/13/2015	W/R	TALBERT'S COMMERCIAL PRODUCTS	601.28	03/31/2015
605085	03/13/2015	W/R	TECHNOLOGY ENGINEERING	13,665.22	03/13/2015
605086	03/13/2015	W/R	THERESA SABO	83.88	03/13/2015
605087	03/13/2015	W/R	THOMAS WORTHINGTON HIGH SCHOOL	225.00	03/31/2015
605088	03/13/2015	W/R	TIMOTHY BRACKEN	17.45	03/13/2015
605089	03/13/2015	W/R	TINA CASSIDY	886.00	03/13/2015
605090	03/13/2015	W/R	TOWN & COUNTRY CO-OP INC.	17,262.75	03/31/2015
605091	03/13/2015	W/R	TREASURER, STATE OF OHIO	7,555.17	03/31/2015
605092	03/13/2015	W/R	UNITED SPORT APPAREL	237.75	03/31/2015
605093	03/13/2015	W/R	UNIVERSITY OF OREGON	183.00	03/31/2015
605094	03/13/2015	W/R	MT BUSINESS TECHNOLOGIES INC.	78,952.01	03/31/2015
605095	03/13/2015	W/R	VERIZON BUSINESS	743.07	03/31/2015
605096	03/13/2015	W/R	VICKI CALVIN	400.00	03/13/2015
605097	03/13/2015	W/R	WOLFF BROS. SUPPLY, INC.	1,036.03	03/31/2015
605098	03/13/2015	W/R	WOODRIDGE LOCAL SCHOOLS	160.00	03/31/2015
605099	03/13/2015	W/R	WOODWARD ACADEMY	175.00	03/31/2015
605100	03/16/2015	W/R	AMAZON.COM	63.32	03/31/2015
605101	03/16/2015	W/R	CDI COMPUTER DEALERS, INC.	11,490.00	03/31/2015
605102	03/16/2015	W/R	GOODWILL INDUSTRIES AKRON INC	2,427.50	03/17/2015
605103	03/16/2015	W/R	HARPLEY CS LLC	1,100.00	03/17/2015
605104	03/16/2015	W/R	JESSICA NIEMANTSVERDRIET	500.00	03/17/2015
605105	03/16/2015	W/R	MEDINA CREATIVE ACCESSIBILITY	1,095.00	03/17/2015
605106	03/16/2015	W/R	MEGAN COUGHLIN	592.50	03/31/2015
605107	03/16/2015	W/R	MUSIC THERAPY ENRICHMENT	725.00	03/31/2015
605108	03/16/2015	W/R	REBECCA GIBSON	83.98	03/17/2015
605109	03/16/2015	W/R	SHELLEY MACK	675.84	03/17/2015
605110	03/16/2015	W/R	SOLUTIONS BEHAVIORAL	11,043.92	03/31/2015
605111	03/16/2015	W/R	STRS OHIO	199.68	03/31/2015
605112	03/16/2015	W/R	SUPER DUPER PUBLICATIONS	46.49	03/31/2015
605113	03/16/2015	W/R	THE MISSING PIECE LLC	87.50	03/31/2015
605114	03/16/2015	W/R	UNIVERSITY OF AKRON	981.18	03/31/2015
605115	03/16/2015	W/R	WENDY GOOD	17.81	03/17/2015
605116	03/16/2015	W/R	WORLDSTRIDES INTNL DISCOVERY	1,000.00	03/31/2015
605117	03/16/2015	W/R	ANDY OKULOVICH	50.00	03/31/2015
605118	03/16/2015	W/R	CARL HAMILTON	50.00	03/31/2015
605119	03/16/2015	W/W	CHRISTOPHER C JARUS	60.00	

Date: 4/21/2015

C H E C K R E G I S T E R
Processing Month: March 2015
MEDINA CITY SCHOOL DISTRICT

Page: 6
(CHKREG)

Check#	Check Date	Org Sta	Vendor Paid	Check Amount	Status Date
605120	03/16/2015	W/R	DON CAMELL	30.00	03/31/2015
605121	03/16/2015	W/W	HEATHER HURD	60.00	
605122	03/16/2015	W/R	JOSEPH KOLY	50.00	03/31/2015
605123	03/16/2015	W/R	MARK KATANIK	50.00	03/31/2015
605124	03/16/2015	W/R	MARKITA ROBERTS	60.00	03/31/2015
605125	03/16/2015	W/R	MICHAEL BRODE	75.00	03/31/2015
605126	03/16/2015	W/R	SCOTT FITZHUGH	75.00	03/31/2015
605127	03/16/2015	W/R	THOMAS RUTLEDGE	60.00	03/31/2015
605128	03/16/2015	W/W	TIM SAVONA	40.00	
605129	03/16/2015	W/R	BOBBY BOLIN	60.00	03/31/2015
605130	03/16/2015	W/R	CHIP TIGHE	60.00	03/31/2015
605131	03/16/2015	W/R	DON LEWIS	60.00	03/31/2015
605132	03/16/2015	W/R	JOE BOVA	135.00	03/31/2015
605133	03/16/2015	W/R	KEVIN ROBERTSON	60.00	03/31/2015
605134	03/16/2015	W/W	SCOTT HERSHISER	75.00	
605135	03/16/2015	W/R	TIM RINEHART	60.00	03/31/2015
605136	03/16/2015	B/R	ANNETTE WARGO	64.50	03/31/2015
605137	03/16/2015	B/B	NANCY OBLAK	20.00	
605138	03/16/2015	B/R	ANTHONY SAINATO	25.00	03/31/2015
605139	03/16/2015	B/R	FIONA 'QUADE	25.00	03/31/2015
605140	03/16/2015	B/R	KELYN CHANEY-ROBINSON	25.00	03/31/2015
605141	03/16/2015	B/R	KEVIN MINOR	25.00	03/31/2015
605142	03/16/2015	B/R	LISA FINN	25.00	03/31/2015
605143	03/16/2015	B/R	SHANNON HENDERSON-AHLBORN	25.00	03/31/2015
605144	03/16/2015	B/B	REZAH NESE	3.59	
605145	03/25/2015	W/W	3 Z'S INSTRUMENTS, LLC	759.00	
605146	03/25/2015	W/R	AARON HART	221.08	03/27/2015
605147	03/25/2015	W/R	ABC THERAPY, LTD	13,106.57	03/27/2015
605148	03/25/2015	W/W	ADLER TEAM SPORTS	2,587.95	
605149	03/25/2015	W/W	AKRON BEARING COMPANY, INC.	1,584.04	
605150	03/25/2015	W/W	AKRON RUBBERDUCKS	635.00	
605151	03/25/2015	W/V	ALBRIGHT SECURITY CENTER, INC.	20.00	03/25/2015
605152	03/25/2015	W/R	AMANDA HILLS DISTRIBUTION, INC	1,142.25	03/31/2015
605153	03/25/2015	W/W	AMERICAN HEART ASSOCIATION	159.03	
605154	03/25/2015	W/R	AMERICAN TIME & SIGNAL COMPANY	271.09	03/31/2015
605155	03/25/2015	W/W	ANDERSON'S INC.'S	391.46	
605156	03/25/2015	W/R	ANDREA BRYAN	24.10	03/27/2015
605157	03/25/2015	W/R	ANDREW BRENNER	243.80	03/27/2015
605158	03/25/2015	W/W	ANTHONY BELSITO	180.00	
605159	03/25/2015	W/W	ARMSTRONG CABLE	134.95	
605160	03/25/2015	W/R	ARROW UNIFORM	1,328.02	03/31/2015
605161	03/25/2015	W/W	ASCD	89.00	
605162	03/25/2015	W/R	AXENT GRAPHICS	270.00	03/31/2015
605163	03/25/2015	W/R	B&H PHOTO-VIDEO	40.24	03/31/2015
605164	03/25/2015	W/R	BARNES AND NOBLE BOOKSELLERS	192.60	03/31/2015
605165	03/25/2015	W/W	BDK ENTERPRISES, INC.	220.60	
605166	03/25/2015	W/W	BELINDA MEIER	182.03	
605167	03/25/2015	W/R	DICK BLICK COMPANY	688.32	03/31/2015
605168	03/25/2015	W/R	DAIRYMENS	2,071.98	03/31/2015
605169	03/25/2015	W/R	BRIAN CONDIT	99.98	03/27/2015
605170	03/25/2015	W/R	BRIGHT IDEAS PRESS, LLC	10,963.47	03/31/2015
605171	03/25/2015	W/R	SMITH PETERS KALAIL CO., LPA	6,701.51	03/31/2015

Date: 4/21/2015

C H E C K R E G I S T E R
Processing Month: March 2015
MEDINA CITY SCHOOL DISTRICT

Page: 7
(CHKREG)

Check#	Check Date	Org Sta	Vendor Paid	Check Amount	Status Date
605172	03/25/2015	W/W	BSN SPORTS	221.88	
605173	03/25/2015	W/W	BUCK INSTITUTE FOR EDUCATION	123.19	
605174	03/25/2015	W/R	BUEHLER'S MARKETS	256.73	03/31/2015
605175	03/25/2015	W/R	CAPP USA, INC.	1,547.49	03/31/2015
605176	03/25/2015	W/R	CARA R COUGHLIN	427.50	03/27/2015
605177	03/25/2015	W/R	CARDINAL BUS SALES &	329.21	03/31/2015
605178	03/25/2015	W/W	CARLEX	721.50	
605179	03/25/2015	W/R	CAROLINA BIOLOGICAL SUPPLY CO.	3,051.81	03/31/2015
605180	03/25/2015	W/R	CARQUEST AUTO PARTS	206.48	03/31/2015
605181	03/25/2015	W/R	CB PRODUCTIONS	6,750.00	03/31/2015
605182	03/25/2015	W/R	CENTRAL INSTRUMENT CO.	3,333.71	03/31/2015
605183	03/25/2015	W/R	CHANEY ELECTRONICS	629.00	03/31/2015
605184	03/25/2015	W/R	CHANTELL PETROU	394.00	03/27/2015
605185	03/25/2015	W/W	CHART, INC.	10,385.93	
605186	03/25/2015	W/R	CHRISTINA HAMMAN	144.20	03/27/2015
605187	03/25/2015	W/W	CHUCK'S CUSTOM, LLC	4,784.59	
605188	03/25/2015	W/R	CINTAS CORPORATION	452.52	03/31/2015
605189	03/25/2015	W/R	CLEVELAND PLUMBING SUPPLY CO.	319.51	03/31/2015
605190	03/25/2015	W/W	COLUMBIA GAS OF OHIO, INC	16,597.76	
605191	03/25/2015	W/R	COMPANY HEALTHCARE	167.00	03/31/2015
605192	03/25/2015	W/W	COPLEY HIGH SCHOOL	200.00	
605193	03/25/2015	W/R	CURRICULUM ASSOCIATES, INC	510.72	03/31/2015
605194	03/25/2015	W/W	DC SYSTEMS, INC.	310.00	
605195	03/25/2015	W/R	DEBBRA LANEVILLE	82.76	03/27/2015
605196	03/25/2015	W/R	DEBRA LEONARD	11.21	03/27/2015
605197	03/25/2015	W/R	DELL COMPUTER CORPORATION	9,513.76	03/31/2015
605198	03/25/2015	W/W	DEMCO, INC.	1,015.63	
605199	03/25/2015	W/W	DEVELOPMENTAL RESOURCES, INC	169.00	
605200	03/25/2015	W/W	DOMINO'S PIZZA	767.00	
605201	03/25/2015	W/R	ELAINE NERLICH	24.00	03/27/2015
605202	03/25/2015	W/R	ELIZABETH RISSMILLER	822.50	03/27/2015
605203	03/25/2015	W/W	EMILY DELIDDO	6,250.00	
605204	03/25/2015	W/R	ESBER CASH REGISTER	377.00	03/31/2015
605205	03/25/2015	W/R	FBN SYSTEMS, INC.	2,649.00	03/31/2015
605206	03/25/2015	W/W	FEEDING MEDINA COUNTY	201.00	
605207	03/25/2015	W/W	FLINN SCIENTIFIC, INC.	143.45	
605208	03/25/2015	W/W	FLOWER GALLERY LLC	172.00	
605209	03/25/2015	W/W	FORTRESS SOFTWARE INC.	324.00	
605210	03/25/2015	W/W	FRANKLIN COVEY	1,026.67	
605211	03/25/2015	W/R	FRONTIER	5,324.09	03/31/2015
605212	03/25/2015	W/W	FRONTLINE TECHNOLOGIES	546.00	
605213	03/25/2015	W/R	G&L SUPPLY	143.20	03/31/2015
605214	03/25/2015	W/R	GORDON FLESCH COMPANY, INC.	287.67	03/31/2015
605215	03/25/2015	W/R	GORDON FOOD SERVICE	382.48	03/31/2015
605216	03/25/2015	W/R	GORDON FOOD SERVICE	29.39	03/31/2015
605217	03/25/2015	W/R	GRAINGER SUPPLY CO	84.55	03/31/2015
605218	03/25/2015	W/W	GRIZZLY AUTO & TIRE	19.50	
605219	03/25/2015	W/W	GROTH MUSIC	125.17	
605220	03/25/2015	W/W	HEAD OVER HEELS GYMNASTICS	1,660.00	
605221	03/25/2015	W/R	HEINEMANN PROF. DEVELOPMENT	437.50	03/31/2015
605222	03/25/2015	W/R	HERFF JONES, INC.	8,500.00	03/31/2015
605223	03/25/2015	W/R	RIVERSIDE PUBLISHING COMPANY	3,440.07	03/31/2015

Date: 4/21/2015

C H E C K R E G I S T E R
Processing Month: March 2015
MEDINA CITY SCHOOL DISTRICT

Page: 8
(CHKREG)

Check#	Check Date	Org Sta	Vendor Paid	Check Amount	Status Date
605224	03/25/2015	W/R	ICANDI GRAPHICS	264.00	03/31/2015
605225	03/25/2015	W/R	ICE CREAM SPECIALTIES	326.17	03/31/2015
605226	03/25/2015	W/W	INNOVATIVE SOLUTIONS	1,500.00	
605227	03/25/2015	W/R	JACQUELINE KAUFFMAN	52.82	03/27/2015
605228	03/25/2015	W/R	JANIS PERTEE	1,231.59	03/31/2015
605229	03/25/2015	W/R	JESSICA NIEMANTSVERDRIET	57.35	03/27/2015
605230	03/25/2015	W/R	JOHN S GRIMM, INC.	847.98	03/31/2015
605231	03/25/2015	W/R	JOHNSTONE SUPPLY INC.	497.64	03/31/2015
605232	03/25/2015	W/W	JON LIST	48.47	
605233	03/25/2015	W/R	JOSTEN'S	483.72	03/31/2015
605234	03/25/2015	W/R	JW PEPPER & SON, INC.	145.00	03/31/2015
605235	03/25/2015	W/R	K COMPANY, INC	701.25	03/31/2015
605236	03/25/2015	W/R	KELE, INC.	311.76	03/31/2015
605237	03/25/2015	W/R	KELLY KRINER	117.30	03/27/2015
605238	03/25/2015	W/R	KOKOSING CONSTRUCTION CO, INC	1,619.00	03/31/2015
605239	03/25/2015	W/R	KRISTINA CASSIDY	75.00	03/31/2015
605240	03/25/2015	W/R	LAKE BUSINESS PRODUCTS	463.00	03/31/2015
605241	03/25/2015	W/W	LAMPO GROUP, INC.	109.75	
605242	03/25/2015	W/R	LANGUAGE LEARNING ASSOCIATES	13,164.37	03/27/2015
605243	03/25/2015	W/W	LIBERTY MUTUAL INSURANCE	5,000.00	
605244	03/25/2015	W/R	LINDAMOOD-BELL LEARNING PROCES	11,900.00	03/31/2015
605245	03/25/2015	W/R	LORI S. KELLY	2,508.00	03/27/2015
605246	03/25/2015	W/W	MARK SHENGLE PIANO SERVICE	225.00	
605247	03/25/2015	W/W	MAX L. COWEN'S STUDENT STORES	185.04	
605248	03/25/2015	W/R	MCS FOOD SERVICE DEPT.	434.37	03/31/2015
605249	03/25/2015	W/W	MEDINA CITY SCHOOLS FOUNDATION	300.00	
605250	03/25/2015	W/R	MEDINA CITY SCHOOLS	116,377.31	03/31/2015
605251	03/25/2015	W/W	MEDINA COUNTY BOARD OF	17,149.06	
605252	03/25/2015	W/R	MEDINA COUNTY SCHOOLS ESC	84,542.92	03/31/2015
605253	03/25/2015	W/R	MEDINA CREATIVE ACCESSIBILITY	617.50	03/27/2015
605254	03/25/2015	W/W	MEDINA GLASS COMPANY	70.00	
605255	03/25/2015	W/R	MEDTOX LABORATORIES, INC.	50.00	03/31/2015
605256	03/25/2015	W/R	MEGAN MONTGOMERY	59.73	03/27/2015
605257	03/25/2015	W/R	MNJ TECHNOLOGIES DIRECT INC.	244.00	03/31/2015
605258	03/25/2015	W/W	MOBYMAX	4,918.00	
605259	03/25/2015	W/W	MSB CONSULTING GROUP, LLC	234.55	
605260	03/25/2015	W/R	MYOFFICEPRODUCTS, LLC	74.75	03/31/2015
605261	03/25/2015	W/R	NAPA AUTOMOTIVE PARTS & SERVIC	241.52	03/31/2015
605262	03/25/2015	W/R	NICHOLAS CERIMELE	13.80	03/27/2015
605263	03/25/2015	W/R	NICKLES BAKERY	725.54	03/31/2015
605264	03/25/2015	W/W	NOWAK TOUR & TRAVEL, INC.	3,450.00	
605265	03/25/2015	W/W	OAESA	250.00	
605266	03/25/2015	W/W	OAK HALL INDUSTRIES	3,184.15	
605267	03/25/2015	W/R	OASSA	255.00	03/31/2015
605268	03/25/2015	W/R	OHIO EDISON COMPANY	67,060.34	03/31/2015
605269	03/25/2015	W/W	OHIO SCHOOL BUS MECHANICS	120.00	
605270	03/25/2015	W/W	OHSLA	200.00	
605271	03/25/2015	W/W	OSLA	200.00	
605272	03/25/2015	W/R	PAT CATAN'S CRAFT CENTER	282.32	03/31/2015
605273	03/25/2015	W/R	PAUL KIDD	117.30	03/27/2015
605274	03/25/2015	W/R	PAUL WORSENCROFT	93.64	03/27/2015
605275	03/25/2015	W/R	PEPSI-COLA COMPANY	89.76	03/31/2015

Date: 4/21/2015

C H E C K R E G I S T E R
Processing Month: March 2015
MEDINA CITY SCHOOL DISTRICT

Page: 9
(CHKREG)

Check#	Check Date	Org Sta	Vendor Paid	Check Amount	Status Date
605276	03/25/2015	W/R	CAFETERIA-PEPSI COLA ORDERS	868.42	03/31/2015
605277	03/25/2015	W/R	PETER KING	31.97	03/31/2015
605278	03/25/2015	W/W	PITNEY BOWES	1,020.00	
605279	03/25/2015	W/W	PITSCO	478.44	
605280	03/25/2015	W/R	PLUMBMASTER, INC.	475.04	03/31/2015
605281	03/25/2015	W/W	PSI AFFILIATES, INC.	11,011.28	
605282	03/25/2015	W/W	QUILL CORPORATION	83.58	
605283	03/25/2015	W/W	QUILL.COM	31.96	
605284	03/25/2015	W/R	RAFCOMM, INC.	118.83	03/31/2015
605285	03/25/2015	W/R	RAY'S HOME REMODELING SERVICES	2,000.00	03/31/2015
605286	03/25/2015	W/R	REDTREE INVESTMENT GROUP	1,476.14	03/31/2015
605287	03/25/2015	W/R	REINHARDT SUPPLY COMPANY	5,738.17	03/31/2015
605288	03/25/2015	W/W	ROJEN COMPANY	74.64	
605289	03/25/2015	W/R	SARGENT-WELCH LLC	411.75	03/31/2015
605290	03/25/2015	W/W	SCHOLASTIC INC.	1,666.70	
605291	03/25/2015	W/W	SCHOOL OUTFITTERS	2,513.69	
605292	03/25/2015	W/R	SCHOOL SPECIALTY, INC	933.41	03/31/2015
605293	03/25/2015	W/W	SCOTT, SCRIVEN & WAHOFF	4,677.14	
605294	03/25/2015	W/R	SHASHA GIBBS	15.50	03/27/2015
605295	03/25/2015	W/R	SMETZER'S TIRE CENTER, INC.	198.39	03/31/2015
605296	03/25/2015	W/W	SOLUTIONS BEHAVIORAL	300.00	
605297	03/25/2015	W/R	SPORTSWORLD	1,164.50	03/31/2015
605298	03/25/2015	W/W	ST. JOSEPH ACADEMY	200.00	
605299	03/25/2015	W/R	STANDARD WELDING & STEEL	29.55	03/31/2015
605300	03/25/2015	W/R	STANTON'S SHEET MUSIC	1,610.76	03/31/2015
605301	03/25/2015	W/R	STAPLES BUSINESS ADVANTAGE	98.99	03/31/2015
605302	03/25/2015	W/W	STRS OHIO	4,161.23	
605303	03/25/2015	W/R	STUMPS	863.70	03/31/2015
605304	03/25/2015	W/W	SUBURBAN SCHOOL	25,936.00	
605305	03/25/2015	W/W	SUPER DUPER PUBLICATIONS	129.99	
605306	03/25/2015	W/W	SUSAN TOTH	260.46	
605307	03/25/2015	W/R	SWEETIE CANDY COMPANY, INC.	392.18	03/31/2015
605308	03/25/2015	W/R	TALBERT'S COMMERCIAL PRODUCTS	398.36	03/31/2015
605309	03/25/2015	W/R	TASNEEM LOKHANDWALA	180.44	03/27/2015
605310	03/25/2015	W/V	TELECOMMUNICATION TECHNOLOGIES	6,500.00	03/26/2015
605311	03/25/2015	W/R	THOMAS McKENNA	400.00	03/31/2015
605312	03/25/2015	W/R	TIMOTHY BRACKEN	19.25	03/27/2015
605313	03/25/2015	W/W	TOWN & COUNTRY CO-OP INC.	18,639.95	
605314	03/25/2015	W/R	AUDITOR OF STATE'S OFFICE	4,710.70	03/31/2015
605315	03/25/2015	W/R	TREASURER, STATE OF OHIO	2,965.83	03/31/2015
605316	03/25/2015	W/R	META -METROPOLITAN EDUCATIONAL	8,286.90	03/31/2015
605317	03/25/2015	W/W	UNITED SPORT APPAREL	124.00	
605318	03/25/2015	W/W	UNIVERSITY OF AKRON	20,590.00	
605319	03/25/2015	W/R	US SECURITY ASSOCIATES, INC.	183.82	03/31/2015
605320	03/25/2015	W/W	VERIZON BUSINESS	804.85	
605321	03/25/2015	W/W	VERIZON WIRELESS	339.40	
605322	03/25/2015	W/R	VWR INTERNATIONAL LLC	499.24	03/31/2015
605323	03/25/2015	W/R	WENDY GOOD	26.85	03/27/2015
605324	03/25/2015	W/R	WINDELL INDUSTRIES	710.40	03/31/2015
605325	03/25/2015	W/R	WOLFF BROS. SUPPLY, INC.	1,305.99	03/31/2015
605326	03/25/2015	W/R	YOST EQUIPMENT SALES &	946.84	03/31/2015
605327	03/25/2015	W/R	ZEE MEDICAL INC.	238.25	03/31/2015

Date: 4/21/2015

C H E C K R E G I S T E R
Processing Month: March 2015
MEDINA CITY SCHOOL DISTRICT

Page: 10
(CHKREG)

Check#	Check Date	Org Sta	Vendor Paid	Check Amount	Status Date
605328	03/26/2015	W/W	ARMSTRONG CABLE	334.24	
605329	03/26/2015	W/R	BAKER & TAYLOR COMPANY	1,468.71	03/31/2015
605330	03/26/2015	W/R	CDI COMPUTER DEALERS, INC.	8,125.00	03/31/2015
605331	03/26/2015	W/R	CINDY GRICE	224.77	03/27/2015
605332	03/26/2015	W/R	ICANDI GRAPHICS	140.00	03/31/2015
605333	03/26/2015	W/W	JEFFERSON PRIMARY	250.00	
605334	03/26/2015	W/R	LICENSE DIRECT OPTIONS, LLC	11,937.00	03/27/2015
605335	03/26/2015	W/W	MEDINA COUNTY PORT AUTHORITY	853.00	
605336	03/26/2015	W/R	MNJ TECHNOLOGIES DIRECT INC.	1,728.00	03/31/2015
605337	03/26/2015	W/R	PEARSON EDUCATION, INC.	201.27	03/31/2015
605338	03/26/2015	W/W	SCHOLASTIC BOOK SERVICES	100.00	
605339	03/26/2015	W/R	SCHOOL SPECIALTY, INC	1,045.76	03/31/2015
605340	03/26/2015	W/R	STAPLES BUSINESS ADVANTAGE	29.29	03/31/2015
605341	03/26/2015	W/R	TALBERT'S COMMERCIAL PRODUCTS	160.90	03/31/2015
605342	03/26/2015	W/W	TELECOMMUNICATION TECHNOLOGIES	4,500.00	
605343	03/26/2015	W/R	BILL MORTENSEN	47.00	03/31/2015
605344	03/26/2015	W/W	CRAIG BALL	60.00	
605345	03/26/2015	W/W	JOE STAYER	47.00	
605346	03/26/2015	W/W	ROGER DEL ROSARIO	60.00	
605347	03/30/2015	W/W	HYLANT GROUP	58,643.00	
942274	03/13/2015	C/C	MEMO -MEDINA CITY SCHOOLS	1,780,182.18	
942275	03/27/2015	C/C	MEMO -MEDINA CITY SCHOOLS	1,679,979.14	
Total Checks Issued				\$ 7,162,221.75	

Date: 04/22/15
Time: 9:58 am

MEDINA CITY SCHOOL DISTRICT
Appropriation Account Summary
SORTED BY FUND-SCC

Page: 1
(APPSUM)

FYTD Appropriated	Prior FY Carryover Encumbrances	FYTD Expendable	FYTD Actual Expenditures	MTD Actual Expenditures	Current Encumbrances	FYTD Unencumbered Balance	FYTD Percent Exp/Enc
*****TOTAL FOR FUND-SCC 001 0000 (GENERAL FUND):							
70,603,446.73	944,163.85	71,547,610.58	49,824,027.85	0.00	1,796,626.84	19,926,955.89	72.15
=====							
*****TOTAL FOR FUND-SCC 002 0000 (BOND RETIREMENT):							
1,430,587.50	0.00	1,430,587.50	1,290,766.17	0.00	117,775.00	22,046.33	98.46
=====							
*****TOTAL FOR FUND-SCC 002 9000 (BOND RETIREMENT - NEW ELEM/SR HIGH):							
4,307,036.50	0.00	4,307,036.50	3,370,741.52	0.00	782,068.25	154,226.73	96.42
=====							
*****TOTAL FOR FUND-SCC 002 9012 (LOCAL SALES TAX RETIREMENT OF COPS):							
1,818,537.50	0.00	1,818,537.50	1,204,331.25	0.00	613,456.25	750.00	99.96
=====							
*****TOTAL FOR FUND-SCC 002 9014 (CONSOLIDATION - ENERGY & TRANSP NOTES):							
341,362.50	0.00	341,362.50	307,537.45	0.00	0.00	33,825.05	90.09
=====							
*****TOTAL FOR FUND-SCC 003 0000 (PERMANENT IMPROVEMENT FUND):							
22,840.98	0.00	22,840.98	20,000.00	0.00	0.00	2,840.98	87.56
=====							
*****TOTAL FOR FUND-SCC 003 9001 (MEDINA CITY REC CENTER-PERMANENT IMPROV.):							
69,903.65	30,096.35	100,000.00	38,879.69	0.00	5,329.07	55,791.24	44.21
=====							
*****TOTAL FOR FUND-SCC 006 0000 (LUNCHROOM FUND):							
2,391,097.00	4,954.90	2,396,051.90	1,616,992.67	0.00	268,142.60	510,916.63	78.68
=====							
*****TOTAL FOR FUND-SCC 006 9006 (FOOD SVC FEDERAL FUNDS):							
80,873.77	6,077.87	86,951.64	69,920.52	0.00	0.00	17,031.12	80.41
=====							
*****TOTAL FOR FUND-SCC 007 9004 (COLLINS SCHOLARSHIP/POST-GRADUATE):							
15,000.00	0.00	15,000.00	0.00	0.00	0.00	15,000.00	0.00
=====							

Date: 04/22/15
Time: 9:58 am

MEDINA CITY SCHOOL DISTRICT
Appropriation Account Summary
SORTED BY FUND-SCC

Page: 2
(APPSUM)

FYTD Appropriated	Prior FY Carryover Encumbrances	FYTD Expendable	FYTD Actual Expenditures	MTD Actual Expenditures	Current Encumbrances	FYTD Unencumbered Balance	FYTD Percent Exp/Enc
*****TOTAL FOR FUND-SCC 007 9333 (RIOS STUDENT LEADER SCHOLAR.):							
18,000.00	0.00	18,000.00	0.00	0.00	2,000.00	16,000.00	11.11
=====							
*****TOTAL FOR FUND-SCC 008 9003 (RICHARD HOFFMAN COLLINS MEMORIAL SCHOLARSHIP):							
20,000.00	0.00	20,000.00	20,000.00	0.00	0.00	0.00	100.00
=====							
*****TOTAL FOR FUND-SCC 009 9110 (UNIFORM SUPPLIES GARFIELD):							
10,735.00	4,034.18	14,769.18	4,955.06	0.00	3,819.02	5,995.10	59.41
=====							
*****TOTAL FOR FUND-SCC 009 9111 (SCHOOL STORE GARFIELD):							
127.00	0.00	127.00	50.00	0.00	77.00	0.00	100.00
=====							
*****TOTAL FOR FUND-SCC 009 9120 (UNIFORM SUPPLIES - CANAVAN):							
13,435.00	3,144.56	16,579.56	6,468.77	0.00	4,928.79	5,182.00	68.74
=====							
*****TOTAL FOR FUND-SCC 009 9130 (UNIFORM SUPPLIES - FENN):							
16,870.32	3,162.00	20,032.32	5,991.94	0.00	13,375.15	665.23	96.68
=====							
*****TOTAL FOR FUND-SCC 009 9140 (UNIFORM SUPPLIES - HERITAGE):							
12,096.00	3,544.52	15,640.52	4,308.28	0.00	2,420.86	8,911.38	43.02
=====							
*****TOTAL FOR FUND-SCC 009 9160 (UNIFORM SUPPLIES - BLAKE):							
16,873.85	0.00	16,873.85	12,616.82	0.00	4,644.03	387.00-	102.29
=====							
*****TOTAL FOR FUND-SCC 009 9170 (UNIFORM SUPPLIES - RALPH WAITE ELEMENTARY):							
20,195.91	3,204.68	23,400.59	19,510.69	0.00	3,837.93	51.97	99.78
=====							
*****TOTAL FOR FUND-SCC 009 9171 (SCHOOL STORE WAITE):							
2,514.97	0.00	2,514.97	2,564.97	0.00	0.00	50.00-	101.99
=====							

Date: 04/22/15
Time: 9:58 am

MEDINA CITY SCHOOL DISTRICT
Appropriation Account Summary
SORTED BY FUND-SCC

Page: 3
(APPSUM)

FYTD Appropriated	Prior FY Carryover Encumbrances	FYTD Expendable	FYTD Actual Expenditures	MTD Actual Expenditures	Current Encumbrances	FYTD Unencumbered Balance	FYTD Percent Exp/Enc
*****TOTAL FOR FUND-SCC 009 9180 (UNIFORM SUPPLIES - ELIZA NORTHROP ELEMENTARY):							
15,928.08	3,144.56	19,072.64	16,341.97	0.00	2,726.92	3.75	99.98
=====							
*****TOTAL FOR FUND-SCC 009 9200 (UNIFORM SUPPLIES - CLAGGETT MIDDLE SCHOOL):							
66,100.00	0.00	66,100.00	49,931.84	0.00	697.45	15,470.71	76.59
=====							
*****TOTAL FOR FUND-SCC 009 9210 (UNIFORM SUPPLIES - A.I. ROOT MIDDLE SCHOOL):							
35,777.07	12,810.25	48,587.32	41,313.19	0.00	3,026.05	4,248.08	91.26
=====							
*****TOTAL FOR FUND-SCC 009 9300 (UNIFORM SUPPLIES - SENIOR HIGH SCHOOL):							
160,857.00	33,123.79	193,980.79	100,933.38	0.00	57,765.17	35,282.24	81.81
=====							
*****TOTAL FOR FUND-SCC 014 9014 (JUV DET CTR FY 14):							
64,952.77	0.00	64,952.77	64,952.77	0.00	0.00	0.00	100.00
=====							
*****TOTAL FOR FUND-SCC 014 9015 (MEDINA CNTY JUV DET CNTR FY 15):							
284,028.77	0.00	284,028.77	182,177.34	0.00	0.00	101,851.43	64.14
=====							
*****TOTAL FOR FUND-SCC 014 9114 (EVOLVE FY14):							
60,467.32	8,432.09	68,899.41	68,899.41	0.00	0.00	0.00	100.00
=====							
*****TOTAL FOR FUND-SCC 014 9115 (EVOLVE FY 15):							
570,312.11	0.00	570,312.11	331,841.55	0.00	62,294.07	176,176.49	69.11
=====							
*****TOTAL FOR FUND-SCC 014 9600 (Food Service):							
3,625.23	0.00	3,625.23	629.54	0.00	0.00	2,995.69	17.37
=====							
*****TOTAL FOR FUND-SCC 016 0000 (EMERGENCY LEVY):							
1,646,986.47	0.00	1,646,986.47	2,328,981.44	0.00	10,520.00	692,514.97-	142.05
=====							

Date: 04/22/15
Time: 9:58 am

MEDINA CITY SCHOOL DISTRICT
Appropriation Account Summary
SORTED BY FUND-SCC

Page: 4
(APPSUM)

FYTD Appropriated	Prior FY Carryover Encumbrances	FYTD Expendable	FYTD Actual Expenditures	MTD Actual Expenditures	Current Encumbrances	FYTD Unencumbered Balance	FYTD Percent Exp/Enc
*****TOTAL FOR FUND-SCC 018 0000 (PRINT SHOP):							
5,000.00	0.00	5,000.00	3,382.00	0.00	0.00	1,618.00	67.64
=====							
*****TOTAL FOR FUND-SCC 018 9110 (PRINCIPAL'S FUND - GARFIELD):							
10,000.00	561.03	10,561.03	6,233.84	0.00	2,402.27	1,924.92	81.77
=====							
*****TOTAL FOR FUND-SCC 018 9113 (GARFIELD MEDIA CENTER):							
3,500.00	0.00	3,500.00	3,226.87	0.00	0.00	273.13	92.20
=====							
*****TOTAL FOR FUND-SCC 018 9120 (PRINCIPAL - CANAVAN):							
27,700.00	29.99	27,729.99	11,156.88	0.00	6,655.45	9,917.66	64.23
=====							
*****TOTAL FOR FUND-SCC 018 9123 (BOOK FAIR - CANAVAN):							
6,554.00	0.00	6,554.00	5,773.13	0.00	0.00	780.87	88.09
=====							
*****TOTAL FOR FUND-SCC 018 9130 (PRINCIPAL - FENN):							
41,700.00	5,721.58	47,421.58	9,884.17	0.00	19,565.86	17,971.55	62.10
=====							
*****TOTAL FOR FUND-SCC 018 9135 (MEDINA SKI TEAM - DISTRICTWIDE):							
6,000.00	0.00	6,000.00	2,259.98	0.00	0.00	3,740.02	37.67
=====							
*****TOTAL FOR FUND-SCC 018 9140 (PRINCIPAL'S FUND - HERITAGE):							
4,569.00	285.68	4,854.68	3,508.49	0.00	526.25	819.94	83.11
=====							
*****TOTAL FOR FUND-SCC 018 9143 (HERITAGE MEDIA CENTER):							
6,579.00	0.00	6,579.00	6,023.36	0.00	0.00	555.64	91.55
=====							
*****TOTAL FOR FUND-SCC 018 9144 (SKI CLUB - HERITAGE):							
18.00	0.00	18.00	0.00	0.00	0.00	18.00	0.00
=====							

Date: 04/22/15
Time: 9:58 am

MEDINA CITY SCHOOL DISTRICT
Appropriation Account Summary
SORTED BY FUND-SCC

Page: 5
(APPSUM)

FYTD Appropriated	Prior FY Carryover Encumbrances	FYTD Expendable	FYTD Actual Expenditures	MTD Actual Expenditures	Current Encumbrances	FYTD Unencumbered Balance	FYTD Percent Exp/Enc
*****TOTAL FOR FUND-SCC 018 9160 (PRINCIPAL'S FUND - H G BLAKE):							
16,303.29	1.07	16,304.36	9,856.60	0.00	2,281.46	4,166.30	74.45
=====							
*****TOTAL FOR FUND-SCC 018 9163 (BLAKE MEDIA CENTER):							
4,000.00	11.36	4,011.36	1,287.21	0.00	0.00	2,724.15	32.09
=====							
*****TOTAL FOR FUND-SCC 018 9164 (FIELD TRIPS/BLAKE ELEMENTARY):							
0.34	0.00	0.34	0.00	0.00	0.00	0.34	0.00
=====							
*****TOTAL FOR FUND-SCC 018 9170 (PRINCIPALS FUND - RALPH WAITE ELEMENTARY):							
24,000.00	0.00	24,000.00	8,374.87	0.00	5,328.65	10,296.48	57.10
=====							
*****TOTAL FOR FUND-SCC 018 9173 (MEDIA CENTER RALPH WAITE ELEMENTARY):							
6,234.00	0.00	6,234.00	5,548.11	0.00	0.00	685.89	89.00
=====							
*****TOTAL FOR FUND-SCC 018 9180 (PRINCIPALS FUND ELIZA NORTHROP ELEMENTARY):							
16,800.00	503.50	17,303.50	8,348.75	0.00	2,614.79	6,339.96	63.36
=====							
*****TOTAL FOR FUND-SCC 018 9183 (MEDIA CENTER ELIZA NORTHROP ELEMENTARY):							
5,000.00	0.00	5,000.00	5,167.24	0.00	0.00	167.24-	103.34
=====							
*****TOTAL FOR FUND-SCC 018 9184 (FIELD TRIPS ELIZA NORTHROP ELEMENTARY):							
2,719.70	0.00	2,719.70	2,719.70	0.00	0.00	0.00	100.00
=====							
*****TOTAL FOR FUND-SCC 018 9200 (PRINCIPAL'S FUND - CLAGGETT M.S.):							
29,000.00	631.28	29,631.28	12,668.85	0.00	6,918.40	10,044.03	66.10
=====							
*****TOTAL FOR FUND-SCC 018 9203 (CLAGGETT M.S. MEDIA CENTER):							
6,671.96	0.00	6,671.96	4,734.02	0.00	425.59	1,512.35	77.33
=====							

Date: 04/22/15
Time: 9:58 am

MEDINA CITY SCHOOL DISTRICT
Appropriation Account Summary
SORTED BY FUND-SCC

Page: 6
(APPSUM)

FYTD Appropriated	Prior FY Carryover Encumbrances	FYTD Expendable	FYTD Actual Expenditures	MTD Actual Expenditures	Current Encumbrances	FYTD Unencumbered Balance	FYTD Percent Exp/Enc
*****TOTAL FOR FUND-SCC 018 9210 (PRINCIPAL'S FUND - ROOT M.S.):							
33,458.33	4,252.67	37,711.00	20,752.84	0.00	6,839.95	10,118.21	73.17
=====							
*****TOTAL FOR FUND-SCC 018 9211 (ROOT M.S. MEDIA CENTER):							
13,159.82	311.35	13,471.17	3,919.82	0.00	539.53	9,011.82	33.10
=====							
*****TOTAL FOR FUND-SCC 018 9212 (ROOT M.S. - WASHINGTON TRIP):							
355.00	0.00	355.00	0.00	0.00	0.00	355.00	0.00
=====							
*****TOTAL FOR FUND-SCC 018 9300 (PRINCIPAL'S FUND - SENIOR HIGH):							
47,149.42	527.69	47,677.11	28,479.19	0.00	13,722.03	5,475.89	88.51
=====							
*****TOTAL FOR FUND-SCC 018 9301 (MEDIA CENTER FUND):							
1,100.00	0.00	1,100.00	50.00	0.00	0.00	1,050.00	4.55
=====							
*****TOTAL FOR FUND-SCC 018 9303 (PERFORMING ARTS):							
57,759.41	14,072.75	71,832.16	55,775.26	0.00	12,636.64	3,420.26	95.24
=====							
*****TOTAL FOR FUND-SCC 018 9304 (BATTLING BEES BOOKSTORE):							
16,129.76	866.07	16,995.83	10,500.65	0.00	5,208.26	1,286.92	92.43
=====							
*****TOTAL FOR FUND-SCC 018 9305 (FLEXIBLE CREDIT FUND):							
835.00	0.00	835.00	240.27	0.00	0.00	594.73	28.77
=====							
*****TOTAL FOR FUND-SCC 018 9901 (PUBLIC SCHOOL SUPPORT - INSTRUCTION DEPT.):							
8,203.00	300.00	8,503.00	2,480.25	0.00	719.88	5,302.87	37.64
=====							
*****TOTAL FOR FUND-SCC 018 9902 (INSERVICE - SUPERINTENDENT):							
13,316.00	10,486.85	23,802.85	5,927.80	0.00	0.00	17,875.05	24.90
=====							

Date: 04/22/15
Time: 9:58 am

MEDINA CITY SCHOOL DISTRICT
Appropriation Account Summary
SORTED BY FUND-SCC

Page: 7
(APPSUM)

FYTD Appropriated	Prior FY Carryover Encumbrances	FYTD Expendable	FYTD Actual Expenditures	MTD Actual Expenditures	Current Encumbrances	FYTD Unencumbered Balance	FYTD Percent Exp/Enc
*****TOTAL FOR FUND-SCC 018 9905 (PUBLIC SCHOOL SUPPORT/STUDENT SERVICES):							
17,165.00	6,251.78	23,416.78	0.00	0.00	0.00	23,416.78	0.00
=====							
*****TOTAL FOR FUND-SCC 018 9906 (COMMUNICATIONS - PUBLIC SCHOOL SUPPORT):							
5,645.04	0.00	5,645.04	5,785.50	0.00	0.00	140.46-	102.49
=====							
*****TOTAL FOR FUND-SCC 018 9910 (MAINTENANCE DEPARTMENT):							
442.00	245.43	687.43	439.73	0.00	0.00	247.70	63.97
=====							
*****TOTAL FOR FUND-SCC 018 9931 (BUZZ ARTS FUND):							
2,572.20	0.00	2,572.20	2,572.20	0.00	0.00	0.00	100.00
=====							
*****TOTAL FOR FUND-SCC 019 9014 (MCDAC FY14):							
34,011.00	0.00	34,011.00	0.00	0.00	0.00	34,011.00	0.00
=====							
*****TOTAL FOR FUND-SCC 019 9015 (MCDAC GRANT FY15):							
82,368.00	0.00	82,368.00	78,328.25	0.00	0.00	4,039.75	95.10
=====							
*****TOTAL FOR FUND-SCC 019 9142 (STEPHENSON FOUNDATION-MHS):							
4,500.00	0.00	4,500.00	4,500.00	0.00	0.00	0.00	100.00
=====							
*****TOTAL FOR FUND-SCC 019 9213 (VIDEO CLUB GRANT - MHS):							
1,687.82	0.00	1,687.82	1,685.00	0.00	0.00	2.82	99.83
=====							
*****TOTAL FOR FUND-SCC 019 9513 (NEA STUDENT ACHIEVEMENT GRANT):							
147.00	0.00	147.00	0.00	0.00	0.00	147.00	0.00
=====							
*****TOTAL FOR FUND-SCC 019 9613 (FUEL UP - CONDOSTA - ROOT - FY13):							
2,496.20	0.00	2,496.20	423.49	0.00	500.00	1,572.71	37.00
=====							

Date: 04/22/15
Time: 9:58 am

MEDINA CITY SCHOOL DISTRICT
Appropriation Account Summary
SORTED BY FUND-SCC

Page: 8
(APPSUM)

FYTD Appropriated	Prior FY Carryover Encumbrances	FYTD Expendable	FYTD Actual Expenditures	MTD Actual Expenditures	Current Encumbrances	FYTD Unencumbered Balance	FYTD Percent Exp/Enc
*****TOTAL FOR FUND-SCC 019 9715 (FUEL UP - BLAKE - FY15):							
2,660.00	0.00	2,660.00	0.00	0.00	2,660.00	0.00	100.00
=====							
*****TOTAL FOR FUND-SCC 020 9001 (TRANSPORTATION ENTERPRISE):							
40,000.00	0.00	40,000.00	17,703.31	0.00	16,112.19	6,184.50	84.54
=====							
*****TOTAL FOR FUND-SCC 022 9000 (Unclaimed funds):							
96.00	0.00	96.00	4,797.36	0.00	5,202.64	9,904.00-	0.00
=====							
*****TOTAL FOR FUND-SCC 022 9300 (OH HIGH SCHOOL ATH ASSOC FUND):							
53,477.74	1,522.26	55,000.00	42,628.19	0.00	6,396.11	5,975.70	89.14
=====							
*****TOTAL FOR FUND-SCC 024 9001 (MEDICAL AND DRUG/SELF INSURANCE FUNDS):							
7,145,400.00	108,828.87	7,254,228.87	5,334,736.15	0.00	541,165.05	1,378,327.67	81.00
=====							
*****TOTAL FOR FUND-SCC 024 9002 (DENTAL SELF INSURANCE FUNDS):							
620,000.00	2,982.56	622,982.56	501,163.90	0.00	103,632.84	18,185.82	97.08
=====							
*****TOTAL FOR FUND-SCC 024 9005 (WC - SELF INSURANCE):							
99,166.35	0.00	99,166.35	99,166.35	0.00	0.00	0.00	100.00
=====							
*****TOTAL FOR FUND-SCC 027 0000 (WORKMANS COMP.-SELF INS):							
190,000.00	0.00	190,000.00	141,004.27	0.00	1,201.00	47,794.73	74.84
=====							
*****TOTAL FOR FUND-SCC 071 9013 (LOCAL SALES TAX PERMANENT IMPROVEMENTS):							
3,969,716.13	41,324.06	4,011,040.19	2,914,629.23	0.00	75,450.75	1,020,960.21	74.55
=====							
*****TOTAL FOR FUND-SCC 200 9110 (GARFIELD STUDENT COUNCIL/K-KIDS CLUB):							
300.00	0.00	300.00	22.34	0.00	150.00	127.66	57.45
=====							

Date: 04/22/15
Time: 9:58 am

MEDINA CITY SCHOOL DISTRICT
Appropriation Account Summary
SORTED BY FUND-SCC

Page: 9
(APPSUM)

FYTD Appropriated	Prior FY Carryover Encumbrances	FYTD Expendable	FYTD Actual Expenditures	MTD Actual Expenditures	Current Encumbrances	FYTD Unencumbered Balance	FYTD Percent Exp/Enc
*****TOTAL FOR FUND-SCC 200 9121 (ELLA CANAVAN STUDENT COUNCIL):							
1,000.00	0.00	1,000.00	297.00	0.00	703.00	0.00	100.00
=====							
*****TOTAL FOR FUND-SCC 200 9122 (K-KIDS CANAVAN):							
400.00	0.00	400.00	0.00	0.00	0.00	400.00	0.00
=====							
*****TOTAL FOR FUND-SCC 200 9134 (FENN STUDENT BUSINESS):							
0.12	0.00	0.12	0.00	0.00	0.00	0.12	0.00
=====							
*****TOTAL FOR FUND-SCC 200 9184 (NORTHROP ELEMENTARY STUDENT COUNCIL):							
84.05	0.00	84.05	84.05	0.00	0.00	0.00	100.00
=====							
*****TOTAL FOR FUND-SCC 200 9185 (K-KIDS KIWANIS ACTIVITY CLUB-NORTHROP):							
2,000.00	500.00	2,500.00	1,172.59	0.00	273.15	1,054.26	57.83
=====							
*****TOTAL FOR FUND-SCC 200 9202 (CLAGGETT MIDDLE SCH. STUDENT COUNCIL):							
6,000.00	0.00	6,000.00	1,792.80	0.00	1,432.15	2,775.05	53.75
=====							
*****TOTAL FOR FUND-SCC 200 9205 (CLAGGETT MIDDLE SCH. BUILDERS CLUB):							
800.00	0.00	800.00	0.00	0.00	0.00	800.00	0.00
=====							
*****TOTAL FOR FUND-SCC 200 9209 (CLAGGETT MIDDLE SCHOOL DRAMA CLUB):							
5,000.00	0.00	5,000.00	1,616.76	0.00	1,423.24	1,960.00	60.80
=====							
*****TOTAL FOR FUND-SCC 200 9251 (PEP CLUB - ROOT M.S.):							
796.79	0.00	796.79	165.85	0.00	0.00	630.94	20.81
=====							
*****TOTAL FOR FUND-SCC 200 9252 (CHEERLEADERS - ROOT M.S.):							
39.29	0.00	39.29	0.00	0.00	0.00	39.29	0.00
=====							

Date: 04/22/15
Time: 9:58 am

MEDINA CITY SCHOOL DISTRICT
Appropriation Account Summary
SORTED BY FUND-SCC

Page: 10
(APPSUM)

FYTD Appropriated	Prior FY Carryover Encumbrances	FYTD Expendable	FYTD Actual Expenditures	MTD Actual Expenditures	Current Encumbrances	FYTD Unencumbered Balance	FYTD Percent Exp/Enc
*****TOTAL FOR FUND-SCC 200 9255 (MAT CLUB - ROOT M.S.):							
44.75	0.00	44.75	44.75	0.00	0.00	0.00	100.00
=====							
*****TOTAL FOR FUND-SCC 200 9256 (DRAMA CLUB - ROOT M.S.):							
4,000.00	0.00	4,000.00	0.00	0.00	600.00	3,400.00	15.00
=====							
*****TOTAL FOR FUND-SCC 200 9257 (ENVIRONMENTAL CLUB - ROOT M.S.):							
285.03	0.00	285.03	274.00	0.00	11.03	0.00	100.00
=====							
*****TOTAL FOR FUND-SCC 200 9258 (STUDENT COUNCIL - ROOT M.S.):							
3,333.17	0.00	3,333.17	0.00	0.00	0.00	3,333.17	0.00
=====							
*****TOTAL FOR FUND-SCC 200 9260 (EXPLORERS TEAM - ROOT M S):							
178.23	0.00	178.23	178.23	0.00	0.00	0.00	100.00
=====							
*****TOTAL FOR FUND-SCC 200 9301 (YOUNG AMERICANS FOR FREEDOM):							
1,000.00	0.00	1,000.00	0.00	0.00	1,000.00	0.00	100.00
=====							
*****TOTAL FOR FUND-SCC 200 9302 (ART CLUB):							
200.00	0.00	200.00	0.00	0.00	0.00	200.00	0.00
=====							
*****TOTAL FOR FUND-SCC 200 9305 (CHEMCLUB):							
300.00	0.00	300.00	0.00	0.00	275.00	25.00	91.67
=====							
*****TOTAL FOR FUND-SCC 200 9307 (CHOIR):							
34,274.60	11,000.00	45,274.60	21,098.44	0.00	16,544.85	7,631.31	83.14
=====							
*****TOTAL FOR FUND-SCC 200 9312 (DRAMA CLUB):							
35,181.84	0.00	35,181.84	3,015.63	0.00	13,169.37	18,996.84	46.00
=====							

Date: 04/22/15
Time: 9:58 am

MEDINA CITY SCHOOL DISTRICT
Appropriation Account Summary
SORTED BY FUND-SCC

Page: 11
(APPSUM)

FYTD Appropriated	Prior FY Carryover Encumbrances	FYTD Expendable	FYTD Actual Expenditures	MTD Actual Expenditures	Current Encumbrances	FYTD Unencumbered Balance	FYTD Percent Exp/Enc
*****TOTAL FOR FUND-SCC 200 9318 (G. L. C.):							
2,733.17	0.00	2,733.17	880.27	0.00	900.00	952.90	65.14
=====							
*****TOTAL FOR FUND-SCC 200 9321 (KEY CLUB):							
21,000.00	1,500.00	22,500.00	4,114.43	0.00	3,950.00	14,435.57	35.84
=====							
*****TOTAL FOR FUND-SCC 200 9323 (MEDINAMITE):							
967.81	0.00	967.81	300.00	0.00	660.00	7.81	99.19
=====							
*****TOTAL FOR FUND-SCC 200 9324 (MEDINIAN):							
13,000.00	11,000.00	24,000.00	19,327.00	0.00	2,500.00	2,173.00	90.95
=====							
*****TOTAL FOR FUND-SCC 200 9325 (MUSIC - BAND):							
11,957.91	700.00	12,657.91	1,602.99	0.00	6,679.00	4,375.92	65.43
=====							
*****TOTAL FOR FUND-SCC 200 9326 (NATIONAL HONOR SOCIETY):							
6,046.91	0.00	6,046.91	107.85	0.00	3,000.00	2,939.06	51.40
=====							
*****TOTAL FOR FUND-SCC 200 9327 (ORCHESTRA):							
16,286.52	0.00	16,286.52	962.17	0.00	5,649.90	9,674.45	40.60
=====							
*****TOTAL FOR FUND-SCC 200 9330 (SCIENCE OLYMPIAD CLUB):							
132.35	0.00	132.35	0.00	0.00	0.00	132.35	0.00
=====							
*****TOTAL FOR FUND-SCC 200 9332 (SPANISH CLUB):							
4,684.28	0.00	4,684.28	849.15	0.00	0.00	3,835.13	18.13
=====							
*****TOTAL FOR FUND-SCC 200 9333 (STUDENT COUNCIL):							
57,417.51	500.00	57,917.51	24,469.64	0.00	23,054.63	10,393.24	82.06
=====							

Date: 04/22/15
Time: 9:58 am

MEDINA CITY SCHOOL DISTRICT
Appropriation Account Summary
SORTED BY FUND-SCC

Page: 12
(APPSUM)

FYTD Appropriated	Prior FY Carryover Encumbrances	FYTD Expendable	FYTD Actual Expenditures	MTD Actual Expenditures	Current Encumbrances	FYTD Unencumbered Balance	FYTD Percent Exp/Enc
*****TOTAL FOR FUND-SCC 200 9335 (LATIN CLUB):							
5,700.00	0.00	5,700.00	2,961.60	0.00	2,730.00	8.40	99.85
=====							
*****TOTAL FOR FUND-SCC 200 9339 (SPEECH/DEBATE CLUB):							
23,000.00	1,600.62	24,600.62	17,476.54	0.00	5,775.00	1,349.08	94.52
=====							
*****TOTAL FOR FUND-SCC 200 9340 (S. A. D. D.):							
1,000.00	0.00	1,000.00	195.13	0.00	235.00	569.87	43.01
=====							
*****TOTAL FOR FUND-SCC 200 9346 (PENGUIN BOWL/NOSB):							
700.00	0.00	700.00	0.00	0.00	0.00	700.00	0.00
=====							
*****TOTAL FOR FUND-SCC 200 9350 (TECHNOLOGY CLUB):							
427.63	111.07	538.70	401.47	0.00	262.53	125.30-	123.26
=====							
*****TOTAL FOR FUND-SCC 200 9352 (VIDEO CLUB - SR HI):							
10,859.78	980.63	11,840.41	980.63	0.00	5,200.00	5,659.78	52.20
=====							
*****TOTAL FOR FUND-SCC 200 9353 (CHINESE CLUB):							
551.94	0.00	551.94	282.61	0.00	269.00	0.33	99.94
=====							
*****TOTAL FOR FUND-SCC 200 9355 (GAY STRAIGHT ALLIANCE):							
269.86	0.00	269.86	0.00	0.00	250.00	19.86	92.64
=====							
*****TOTAL FOR FUND-SCC 200 9380 (V O F T):							
39,328.95	0.00	39,328.95	13,098.50	0.00	10,955.00	15,275.45	61.16
=====							
*****TOTAL FOR FUND-SCC 200 9414 (CLASS OF 2014):							
1,728.91	29.43	1,758.34	1,405.66	0.00	0.00	352.68	79.94
=====							

Date: 04/22/15
Time: 9:58 am

MEDINA CITY SCHOOL DISTRICT
Appropriation Account Summary
SORTED BY FUND-SCC

Page: 13
(APPSUM)

FYTD Appropriated	Prior FY Carryover Encumbrances	FYTD Expendable	FYTD Actual Expenditures	MTD Actual Expenditures	Current Encumbrances	FYTD Unencumbered Balance	FYTD Percent Exp/Enc
*****TOTAL FOR FUND-SCC 200 9415 (CLASS OF 2015):							
3,534.71	2,893.37	6,428.08	5,606.60	0.00	821.48	0.00	100.00
=====							
*****TOTAL FOR FUND-SCC 200 9416 (CLASS OF 2016):							
38,361.41	0.00	38,361.41	2,745.46	0.00	16,030.88	19,585.07	48.95
=====							
*****TOTAL FOR FUND-SCC 200 9417 (CLASS OF 2017):							
1,892.84	0.00	1,892.84	0.00	0.00	900.00	992.84	47.55
=====							
*****TOTAL FOR FUND-SCC 200 9418 (CLASS OF 2018):							
500.00	0.00	500.00	33.94	0.00	0.00	466.06	6.79
=====							
*****TOTAL FOR FUND-SCC 300 0000 (ATHLETIC FUND):							
360,763.48	16,879.02	377,642.50	286,587.43	0.00	73,434.37	17,620.70	95.33
=====							
*****TOTAL FOR FUND-SCC 300 9201 (CLAGGETT MIDDLE SCH. BAND FUND):							
26,290.00	0.00	26,290.00	18,747.82	0.00	1,126.97	6,415.21	75.60
=====							
*****TOTAL FOR FUND-SCC 300 9202 (CLAGGETT MIDDLE SCH. ORCHESTRA FD.):							
200.00	0.00	200.00	0.00	0.00	0.00	200.00	0.00
=====							
*****TOTAL FOR FUND-SCC 300 9204 (CLAGGETT M.S. CHOIR FUND):							
500.00	0.00	500.00	0.00	0.00	0.00	500.00	0.00
=====							
*****TOTAL FOR FUND-SCC 300 9206 (P A N D A):							
808.93	0.00	808.93	808.93	0.00	0.00	0.00	100.00
=====							
*****TOTAL FOR FUND-SCC 300 9207 (PEACEMAKERS CLUB - CLAGGETT):							
517.08	0.00	517.08	517.08	0.00	0.00	0.00	100.00
=====							

Date: 04/22/15
Time: 9:58 am

MEDINA CITY SCHOOL DISTRICT
Appropriation Account Summary
SORTED BY FUND-SCC

Page: 14
(APPSUM)

FYTD Appropriated	Prior FY Carryover Encumbrances	FYTD Expendable	FYTD Actual Expenditures	MTD Actual Expenditures	Current Encumbrances	FYTD Unencumbered Balance	FYTD Percent Exp/Enc
*****TOTAL FOR FUND-SCC 300 9208 (CLAGGETT - 6TH GRADE TRIPS):							
147,134.00	0.00	147,134.00	98,274.22	0.00	4,200.00	44,659.78	69.65
=====							
*****TOTAL FOR FUND-SCC 300 9250 (ROOT M.S. BAND FUND):							
29,158.94	1,341.06	30,500.00	19,792.76	0.00	3,014.93	7,692.31	74.78
=====							
*****TOTAL FOR FUND-SCC 300 9251 (ROOT M.S. ORCHESTRA FUND):							
1,145.24	0.00	1,145.24	377.39	0.00	0.00	767.85	32.95
=====							
*****TOTAL FOR FUND-SCC 300 9252 (ROOT M.S. CHOIR FUND):							
3,270.15	0.00	3,270.15	0.00	0.00	0.00	3,270.15	0.00
=====							
*****TOTAL FOR FUND-SCC 300 9256 (LEAPING LIZARDS):							
37.47	0.00	37.47	37.47	0.00	0.00	0.00	100.00
=====							
*****TOTAL FOR FUND-SCC 300 9257 (COMETS TEAM):							
0.55	0.00	0.55	0.55	0.00	0.00	0.00	100.00
=====							
*****TOTAL FOR FUND-SCC 300 9258 (ROOT - DISTRICT SUPERVISED ACTIVITIES):							
123,350.00	3,650.00	127,000.00	93,220.75	0.00	14,817.50	18,961.75	85.07
=====							
*****TOTAL FOR FUND-SCC 300 9259 (ROOT DANCE TEAM):							
528.00	0.00	528.00	0.00	0.00	0.00	528.00	0.00
=====							
*****TOTAL FOR FUND-SCC 300 9302 (BOYS VOLLEYBALL):							
6,900.00	0.00	6,900.00	980.65	0.00	1,944.35	3,975.00	42.39
=====							
*****TOTAL FOR FUND-SCC 300 9303 (HUDDLE/SHUDDLE):							
2,500.00	0.00	2,500.00	642.66	0.00	1,830.00	27.34	98.91
=====							

Date: 04/22/15
Time: 9:58 am

MEDINA CITY SCHOOL DISTRICT
Appropriation Account Summary
SORTED BY FUND-SCC

Page: 15
(APPSUM)

FYTD Appropriated	Prior FY Carryover Encumbrances	FYTD Expendable	FYTD Actual Expenditures	MTD Actual Expenditures	Current Encumbrances	FYTD Unencumbered Balance	FYTD Percent Exp/Enc
*****TOTAL FOR FUND-SCC 300 9304 (LINK CREW):							
3,283.62	161.88	3,445.50	2,229.05	0.00	261.50	954.95	72.28
=====							
*****TOTAL FOR FUND-SCC 300 9305 (MHS DANCE TEAM):							
2,500.00	0.00	2,500.00	1,703.50	0.00	400.00	396.50	84.14
=====							
*****TOTAL FOR FUND-SCC 300 9306 (MHS - DISTRICT SUPERVISED ACTIVITIES):							
1,000.00	0.00	1,000.00	605.00	0.00	0.00	395.00	60.50
=====							
*****TOTAL FOR FUND-SCC 300 9313 (DRAMA/MUSICAL):							
15,545.00	0.00	15,545.00	5,945.00	0.00	6,160.00	3,440.00	77.87
=====							
*****TOTAL FOR FUND-SCC 300 9325 (BAND - DISNEYLAND):							
100,000.00	0.00	100,000.00	83,820.00	0.00	3,800.00	12,380.00	87.62
=====							
*****TOTAL FOR FUND-SCC 300 9334 (BEEHIVE CAFE):							
14,256.84	1,370.77	15,627.61	10,738.14	0.00	4,504.49	384.98	97.54
=====							
*****TOTAL FOR FUND-SCC 300 9390 (PERU TRIP):							
1,500.00	0.00	1,500.00	1,152.00	0.00	0.00	348.00	76.80
=====							
*****TOTAL FOR FUND-SCC 401 9014 (ST FRAN FY14):							
90,123.29	45,266.81	135,390.10	135,390.10	0.00	0.00	0.00	100.00
=====							
*****TOTAL FOR FUND-SCC 401 9015 (AUXILIARY FUNDS/ST FRANCIS FY15):							
442,584.87	0.00	442,584.87	225,541.07	0.00	113,084.78	103,959.02	76.51
=====							
*****TOTAL FOR FUND-SCC 401 9024 (AUX FUNDS NURTURY FY14):							
4,810.78	0.00	4,810.78	4,810.78	0.00	0.00	0.00	100.00
=====							

Date: 04/22/15
Time: 9:58 am

MEDINA CITY SCHOOL DISTRICT
Appropriation Account Summary
SORTED BY FUND-SCC

Page: 16
(APPSUM)

FYTD Appropriated	Prior FY Carryover Encumbrances	FYTD Expendable	FYTD Actual Expenditures	MTD Actual Expenditures	Current Encumbrances	FYTD Unencumbered Balance	FYTD Percent Exp/Enc
*****TOTAL FOR FUND-SCC 401 9025 (AUX FUNDS NURTURY FY15):							
15,847.87	0.00	15,847.87	3,115.61	0.00	6,371.03	6,361.23	59.86
=====							
*****TOTAL FOR FUND-SCC 401 9034 (AUX FUNDS MCA FY14):							
21,280.25	1,088.80	22,369.05	22,369.05	0.00	0.00	0.00	100.00
=====							
*****TOTAL FOR FUND-SCC 401 9035 (AUX FUNDS MCA FY15):							
150,501.29	0.00	150,501.29	69,610.45	0.00	57,450.44	23,440.40	84.43
=====							
*****TOTAL FOR FUND-SCC 401 9044 (KIDS COUNTRY FY14):							
1,063.24	7,946.58	9,009.82	9,009.82	0.00	0.00	0.00	100.00
=====							
*****TOTAL FOR FUND-SCC 401 9045 (KIDS COUNTRY FY15):							
17,162.93	0.00	17,162.93	1,187.61	0.00	827.84	15,147.48	11.74
=====							
*****TOTAL FOR FUND-SCC 401 9065 (SM WONDERS FY15):							
3,149.24	0.00	3,149.24	0.00	0.00	125.97	3,023.27	4.00
=====							
*****TOTAL FOR FUND-SCC 463 9014 (ALT ED FY14):							
0.00	2,500.00	2,500.00	2,500.00	0.00	0.00	0.00	100.00
=====							
*****TOTAL FOR FUND-SCC 463 9015 (ALT ED FY15):							
38,846.00	0.00	38,846.00	21,055.02	0.00	0.00	17,790.98	54.20
=====							
*****TOTAL FOR FUND-SCC 499 9013 (INTERN PSYCH FY13):							
2,911.56	0.00	2,911.56	0.00	0.00	0.00	2,911.56	0.00
=====							
*****TOTAL FOR FUND-SCC 499 9014 (INTERN PSYCH FY14):							
9,416.72	0.00	9,416.72	0.00	0.00	0.00	9,416.72	0.00
=====							

Date: 04/22/15
Time: 9:58 am

MEDINA CITY SCHOOL DISTRICT
Appropriation Account Summary
SORTED BY FUND-SCC

Page: 17
(APPSUM)

FYTD Appropriated	Prior FY Carryover Encumbrances	FYTD Expendable	FYTD Actual Expenditures	MTD Actual Expenditures	Current Encumbrances	FYTD Unencumbered Balance	FYTD Percent Exp/Enc
*****TOTAL FOR FUND-SCC 499 9015 (INTERN PSYCH FY15):							
26,998.12	0.00	26,998.12	19,483.43	0.00	0.00	7,514.69	72.17
=====							
*****TOTAL FOR FUND-SCC 499 9024 (LOCAL GOVERNMENT INNOVATION FUND):							
90,000.00	0.00	90,000.00	10,250.00	0.00	0.00	79,750.00	11.39
=====							
*****TOTAL FOR FUND-SCC 499 9112 (E-TECH BLENDED LEARNING GRANT):							
858.31	867.96	1,726.27	602.86	0.00	0.00	1,123.41	34.92
=====							
*****TOTAL FOR FUND-SCC 506 9014 (RESIDENT EDUCATOR GRANT):							
0.00	1,516.00	1,516.00	566.00	0.00	0.00	950.00	37.34
=====							
*****TOTAL FOR FUND-SCC 516 9014 (SIX B FY14):							
297,986.01	152,340.60	450,326.61	172,558.26	0.00	0.00	277,768.35	38.32
=====							
*****TOTAL FOR FUND-SCC 516 9015 (TITLE VI-B):							
1,668,124.21	0.00	1,668,124.21	814,280.19	0.00	128,029.11	725,814.91	56.49
=====							
*****TOTAL FOR FUND-SCC 516 9114 (Deslexia Grant FY14):							
54.95	16,199.39	16,254.34	16,198.75	0.00	0.00	55.59	99.66
=====							
*****TOTAL FOR FUND-SCC 516 9115 (DESLEXIA GRANT FY 15):							
39,582.00	0.00	39,582.00	14,076.05	0.00	7,514.53	17,991.42	54.55
=====							
*****TOTAL FOR FUND-SCC 551 9015 (TITLE III IMMIGRANT FY 15):							
1,189.48	0.00	1,189.48	1,189.48	0.00	0.00	0.00	100.00
=====							
*****TOTAL FOR FUND-SCC 551 9115 (TITLE III LEP FY15):							
10,001.29	0.00	10,001.29	10,001.29	0.00	0.00	0.00	100.00
=====							

Date: 04/22/15
Time: 9:58 am

MEDINA CITY SCHOOL DISTRICT
Appropriation Account Summary
SORTED BY FUND-SCC

Page: 18
(APPSUM)

FYTD Appropriated	Prior FY Carryover Encumbrances	FYTD Expendable	FYTD Actual Expenditures	MTD Actual Expenditures	Current Encumbrances	FYTD Unencumbered Balance	FYTD Percent Exp/Enc
*****TOTAL FOR FUND-SCC 572 9014 (TITLE I FY14):							
215,787.66	176,452.64	392,240.30	146,820.45	0.00	0.00	245,419.85	37.43
=====							
*****TOTAL FOR FUND-SCC 572 9015 (TITLE I-D FY 15):							
819,459.93	0.00	819,459.93	294,865.94	0.00	46,929.84	477,664.15	41.71
=====							
*****TOTAL FOR FUND-SCC 572 9114 (TITLE I-D FY14):							
43,230.25	12,899.90	56,130.15	26,444.50	0.00	0.00	29,685.65	47.11
=====							
*****TOTAL FOR FUND-SCC 572 9115 (TITLE I-D FY 15):							
114,831.13	0.00	114,831.13	11,003.43	0.00	1,454.00	102,373.70	10.85
=====							
*****TOTAL FOR FUND-SCC 587 9014 (PRESCHOOL FY14):							
8,722.53	4,339.53	13,062.06	4,319.28	0.00	0.00	8,742.78	33.07
=====							
*****TOTAL FOR FUND-SCC 587 9015 (PRESCHOOL FY 15):							
40,423.58	0.00	40,423.58	22,818.02	0.00	2,285.10	15,320.46	62.10
=====							
*****TOTAL FOR FUND-SCC 590 9014 (TITLE II-A FY14):							
16,291.14	77,990.94	94,282.08	78,645.32	0.00	0.00	15,636.76	83.41
=====							
*****TOTAL FOR FUND-SCC 590 9015 (TITLE II-A FY15):							
164,229.91	0.00	164,229.91	81,762.58	0.00	6,586.15	75,881.18	53.80
=====							
*****GRAND TOTALS:							
102,359,892.71	1,813,238.43	104,173,131.14	73,367,728.98	0.00	5,205,793.15	25,599,609.01	75.43
=====							

GENERAL FUND-TRUE DAYS CASH

Includes Emergency Levy

