

Medina City Schools

General Fund Analysis

March 31, 2017

	2016-2017 Original Estimate (1)	Y-T-D Actual July 2016 - June 2017 (2)	Percent	Variance (3)
Beginning Balance - July 1, 2016		48,376,543.79		0.00
General Fund	37,712,097.32			
Other Funds - Emergency Levy	10,664,446.47			
Revenue	<u>77,011,145.00</u>	<u>71,174,258.54</u>	<u>92.4%</u>	<u>5,836,886.46</u>
	77,011,145.00	71,174,258.54		5,836,886.46
Expenditures	72,951,865.00	55,976,779.28	76.7%	16,975,085.72
Encumbrance	650,000.00	1,898,041.72		-1,248,041.72
	<u>73,601,865.00</u>	<u>57,874,821.00</u>		<u>15,727,044.00</u>
Ending Balance - June 30, 2017	51,785,823.79	61,675,981.33		-9,890,157.54

Original Estimate revenue, expenditure and encumbrance taken from May 2016 five-year forecast
plus Return of Advances issued June 2016.

Includes November 2013 Emergency Levy

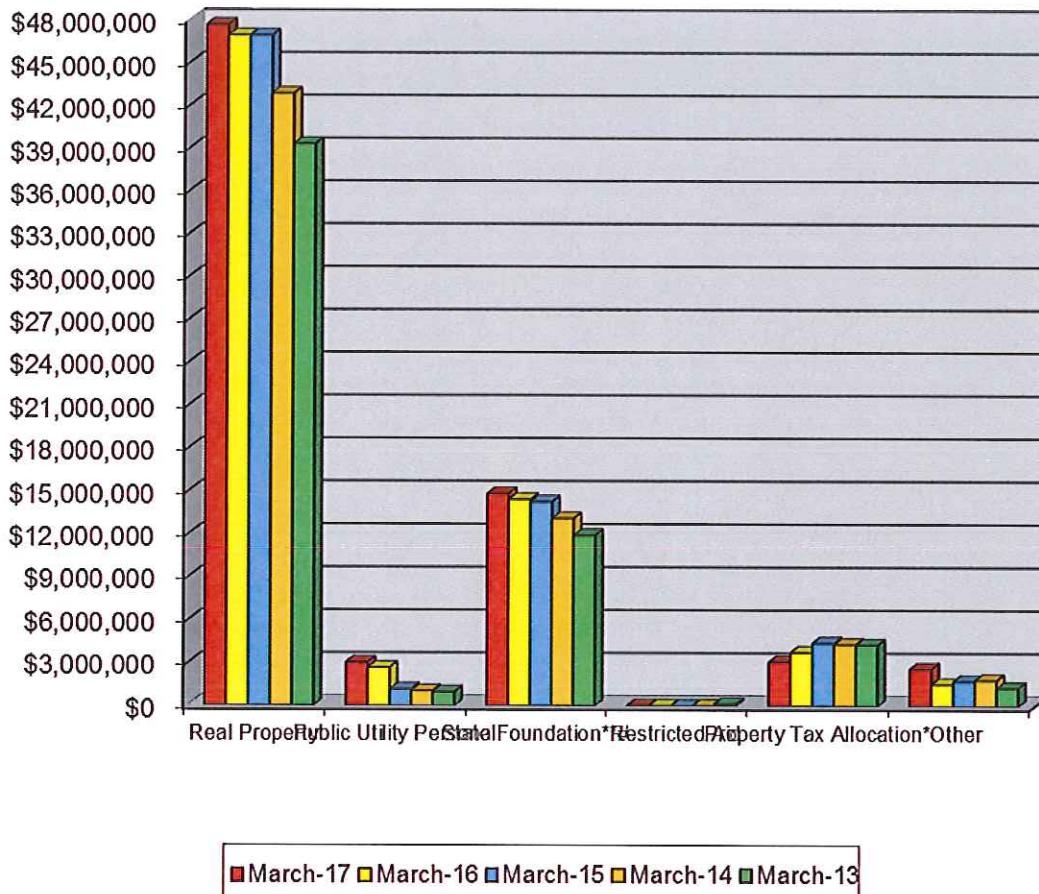
General Fund Summary

March 2017

Revenues

1. Real Property Taxes – Total Real Property Taxes received from the beginning of the fiscal year until March 31, 2017 is \$47,651,143.43. This is an increase of 1.5% above last year's taxes received at this time. \$759,039.07 was collected in March.
2. Public Utility Personal Property Taxes – Total Public Utility Personal Property Taxes received from the beginning of the fiscal year until March 31, 2017 is \$3,021,813.16. These monies are distributed upon settlement from the County Auditor. The amounts are listed in a separate line for State and five-year forecasting purposes. \$1,636,871.10 was transferred upon property tax settlement in March.
3. State Foundation – State Foundation monies received from the State of Ohio from the beginning of the fiscal year until March 31, 2017 total \$14,809,157.02. This is an increase of 2.7% above last year's foundation money received at this time. This includes \$345,222.26 in Casino revenues for the year. \$1,558,278.21 was collected in March.
4. Restricted Aid – Restricted Aid monies are for Career Tech funding. Monies received from the beginning of the fiscal year until March 31, 2017 total \$24,603.59. \$10,539.07 was collected in March.
5. Homestead and Rollback – Monies received from the State of Ohio from the beginning of the fiscal year until March 31, 2017 total \$3,074,694.11. Receipts are based upon the real property taxes collected and Homestead filings with the County Auditor. These revenues also include monies for personal property tax loss reimbursement from the State. The State will again be reducing the distribution of personal property tax loss reimbursement for the schools and will distribute these monies in November and May. \$-0- was collected in March.
6. Other – Other monies received from the beginning of the fiscal year until March 31, 2017 total \$2,592,847.23. This is an increase of 70.3% above last year at this time and is due to Other Local Taxes, Tuition, Interest Earnings, Gains/Losses on Investments, Pay to Participate Fees, Rent, Parking Fees, Payment's in Lieu of Taxes, Field Trips, Return of Advance, and Refund of Prior Year's Expenditures. \$263,499.35 was collected in March.

General Fund Revenue



	March-17	March-16	March-15	March-14	March-13	Current Forecast
Real Property	\$47,651,143	\$46,911,362	\$46,895,012	\$42,827,932	\$39,292,008	\$46,642,665
Public Utility Personal	\$3,021,813	\$2,660,947	\$1,162,428	\$1,036,985	\$956,682	\$2,843,373
State Foundation**#	\$14,809,157	\$14,420,279	\$14,255,166	\$13,090,707	\$11,909,154	\$20,622,359
Restricted Aid	\$24,604	\$7,998	\$4,760	\$16,104	\$144,914	\$62,697
Property Tax Allocation*	\$3,074,694	\$3,742,633	\$4,399,021	\$4,304,152	\$4,265,759	\$6,146,508
Other	\$2,592,847	\$1,522,195	\$1,733,052	\$1,810,553	\$1,272,278	\$2,821,338
Total	\$71,174,259	\$69,265,414	\$68,449,437	\$63,086,433	\$57,840,795	\$79,138,940
State %	25.2%	26.2%	27.3%	27.6%	28.2%	

* Includes Homestead/Rollback, Tangible Personal Property Tax Fixed Rate Loss Reimbursement and Electric Deregulation.

** Includes Casino Revenue in State Foundation beginning January 2013 and Economic Disadvantaged Funding in November 2013.

Includes a one time Hold Harmless on TPP in May 2016

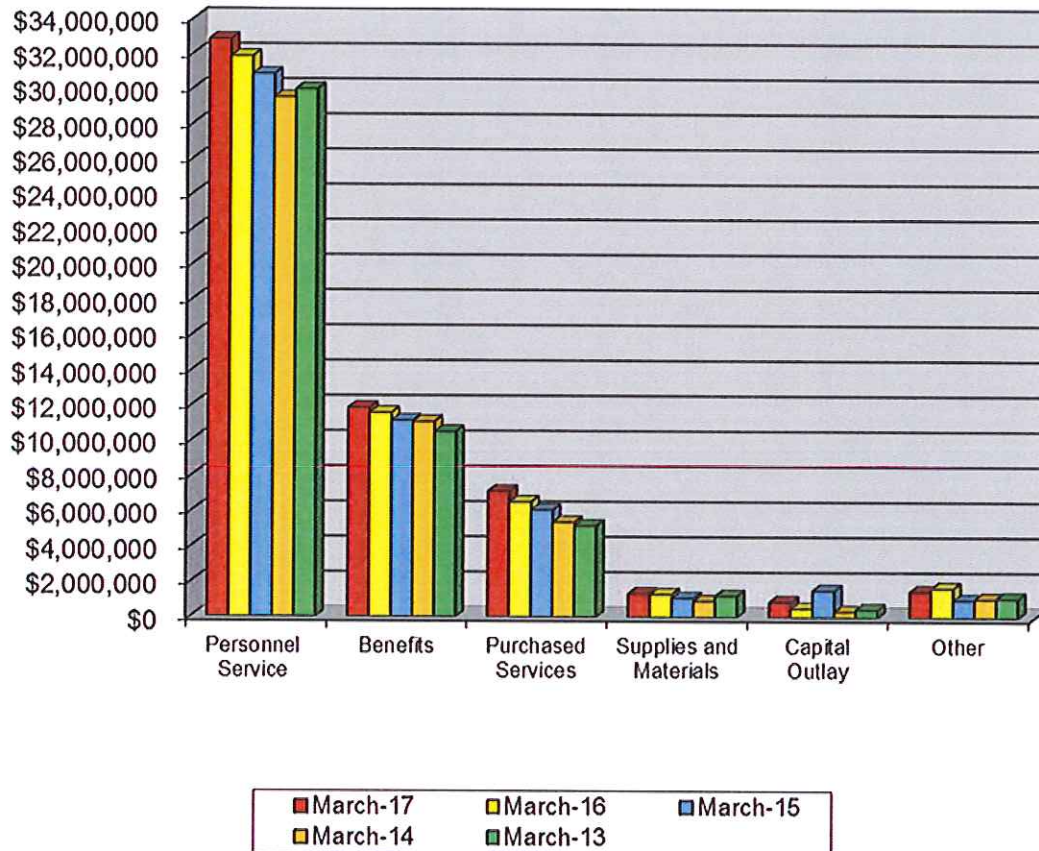
General Fund Summary

March 2017

Expenditures

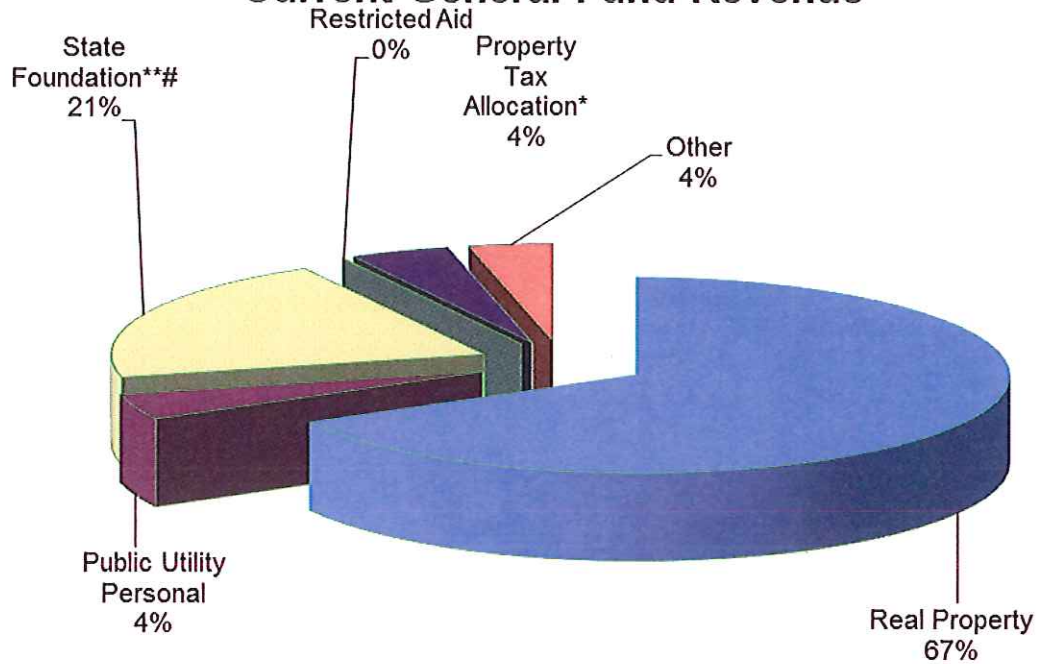
1. Personnel Services– The costs for personnel services for the School District from the beginning of the fiscal year until March 31, 2017 was \$32,823,786.31. This was an increase of 3.0% above last year at this. \$3,341,230.04 was spent in March.
2. Benefits – The cost for benefits for the School District from the beginning of the fiscal year until March 31, 2017 was \$11,864,112.15. This was an increase of 2.4% above last year at this time. \$1,295,798.85 was spent in March.
3. Purchased Services – The cost for purchased services for the district from the beginning of the fiscal year until March 31, 2017 total \$7,134,974.74. This was a 9.3% increase above last year at this time. \$822,192.38 was spent in March. Professional Services, Nursing Services, GAAP Audit, Rent/Maintenance/Repair Services, Garbage Removal, Rent/Lease, Postage, Electricity, Gas, and Open Enrollment account for the increase.
4. Supplies and Materials – The cost for supplies and materials for the district from the beginning of the fiscal year until March 31, 2017 total \$1,342,654.70. This was a 3.1% increase above last year at this time. \$117,133.87 was spent in March. General Supplies, Textbooks, Newspapers/Periodicals, Custodial/Maintenance/HVAC Supplies, Transportation Supplies, and Fuel account for this increase.
5. Capital Outlay – The cost for capital outlay for the district from the beginning of the fiscal year until March 31, 2017 total \$879,595.94. This was a 72.7% increase above last year at this time and was mainly due to the purchase of Technology Equipment and School Bus Lease/Purchase. \$6,167.41 was spent in March.
6. Other – The cost of other expenditures excluding transfers for the district was \$1,478,699.09 for the fiscal year until March 31, 2017. This was a 11.5% decrease below last year at this time. \$435,664.04 was spent in March. Dues and Fees, Memberships, District Audit, County Board Services, and Other Awards and Prizes make up the majority of this decrease.

General Fund Expenditures

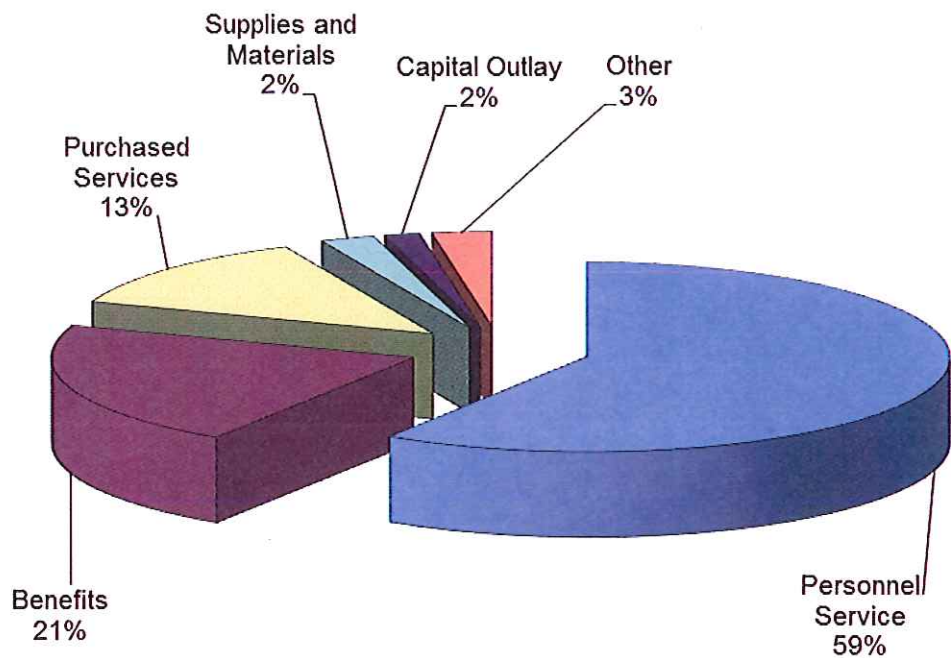


	March-17	March-16	March-15	March-14	March-13	Current Forecast
Personnel Service	\$32,823,786	\$31,855,627	\$30,851,842	\$29,527,875	\$29,988,723	\$43,100,095
Benefits	\$11,864,112	\$11,586,652	\$11,155,266	\$11,080,077	\$10,515,965	\$15,509,314
Purchased Services	\$7,134,975	\$6,526,859	\$6,077,156	\$5,384,772	\$5,178,731	\$9,208,579
Supplies and Materials	\$1,342,655	\$1,301,209	\$1,092,489	\$918,160	\$1,218,094	\$1,980,090
Capital Outlay	\$879,596	\$509,278	\$1,528,215	\$337,811	\$447,154	\$1,103,300
Other	\$1,478,699	\$1,670,142	\$1,000,209	\$1,057,545	\$1,095,623	\$1,974,346
Transfers and Adv., Etc.	\$452,956	\$486,731	\$447,832	\$481,728	\$0	\$493,894
Other than Debt						
Total	\$55,976,779	\$53,936,499	\$52,153,009	\$48,787,968	\$48,444,291	\$73,369,618

Current General Fund Revenue



Current General Fund Expenditures



				Balance
Bank Balance - Regular Account				3,228,600.24
Financial Checks Outstanding	505,185.46			
Worker Comp Outstanding	51.60			
Flex O/S Checks	325.73			
Payroll Checks Outstanding	<u>34,597.13</u>			
	(540,159.92)			2,688,440.32
Flex Spending Bank Acct	22,632.24			
Investments:				
Sweep Account				
Redtree Investments	22,603,238.23			
T. Rowe - Collins	346,526.56		606,123.50	
T. Rowe - Bushman	0.00	346,526.56	<u>4,897.66</u>	
Scudder -Collins	259,596.94		611,021.16	
Scudder - Bushman	4,897.66	<u>264,494.60</u>		
Kanehl Stocks	4,867.38	611,021.16		
Star Ohio (22923)	46,187,427.23			
	0.00	46,187,427.23		
Star Plus 104791113939	101.28			
Multi-Bank Securities	249,246.51			
Fifth Third Securities	8,926,000.00			
Fifth Third Money Market	43,555.56			
Fifth Third Treasuries	1,000,000.00			
Fifth Third Capital Gain	2,402.18			
Total	<u>79,627,859.53</u>	79,627,859.53		82,338,932.09
Adjustments				
Deposits in Transit	0.00			
Expenses not posted	1,875.72			
Other adjustments (see below)	<u>0.00</u>			
Total	1,875.72			82,340,807.81
MCSD Balance				82,340,807.81
Difference Between Bank vs. Book				0.00

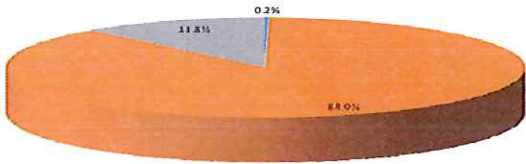
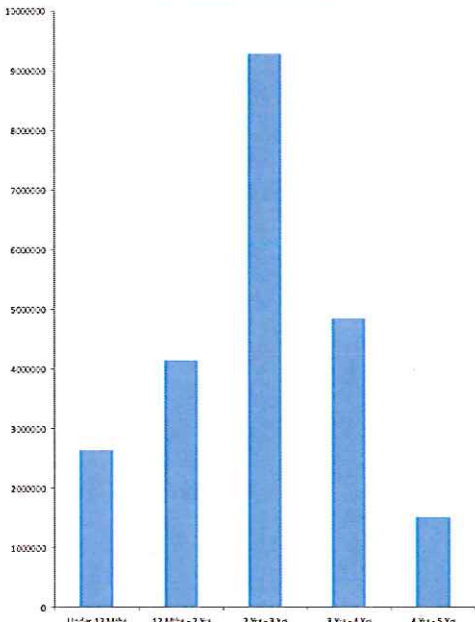
MEDINA CITY SCHOOLS

SALES TAX UPDATE

Date	Sales Tax Description	Receipts	Expenditures	Balance
July 1, 2016	Beginning Balance (071) Sales Tax and (002-9012) Bond			\$ 2,876,964.21
July	6 Month Asbestos Surveillance Inspection and Reports		\$525.00	\$ 2,876,439.21
	Service Agreement - Generator		\$17,761.00	\$ 2,858,678.21
	MHS Roof Replacement Specs Bidding and Supervision		\$2,079.00	\$ 2,856,599.21
	PAC Landscape Project		\$8,750.00	\$ 2,847,849.21
	MHS East Track Courtyard Landscape Project		\$3,875.00	\$ 2,843,974.21
August	Sales Tax Distribution	\$692,161.92		\$ 3,536,136.13
	MHS Roof Replacement Project, Roof Section E		\$114,831.00	\$ 3,421,305.13
	1st Quarter Fleet Master Lease Agreement		\$7,396.74	\$ 3,413,908.39
	MHS and Root Latex Track Resurfacing		\$31,210.08	\$ 3,382,698.31
	Spray Applied Fireproof for New Roof Section at MHS		\$15,000.00	\$ 3,367,698.31
September	MHS East Track Donation Courtyard Landscape Project		\$550.00	\$ 3,367,148.31
	Flag Pole Foundation at Ken Dukes Stadium		\$2,500.00	\$ 3,364,648.31
	MHS Roof Replacement Specs Bidding and Supervision		\$2,079.00	\$ 3,362,569.31
	Fenn Library Carpet Replacement		\$6,592.34	\$ 3,355,976.97
	1st Quarter Fleet Master Lease Agreement		\$9,143.74	\$ 3,346,833.23
	MHS Secure Front Entrance Project		\$59,606.80	\$ 3,287,226.43
	Parking Lot Improvement Projects MHS and Garfield		\$334,081.82	\$ 2,953,144.61
	MHS and Root Latex Track Resurfacing		\$187,392.04	\$ 2,765,752.57
October	Performing Arts Center Landscape Project		\$8,750.00	\$ 2,757,002.57
	MHS East Track Donation Courtyard Landscape		\$2,665.00	\$ 2,754,337.57
	Flagpole, Flag, Shipping		\$14,824.00	\$ 2,739,513.57
	1st Quarter Fleet Master Lease Agreement		\$9,130.74	\$ 2,730,382.83
	Sales Tax Distribution	\$814,075.27		\$ 3,544,458.10
November	MHS Roof Replacement, Roof Section E		\$64,373.00	\$ 3,480,085.10
	2nd Quarter Fleet Master Lease Agreement		\$9,110.24	\$ 3,470,974.86
	MHS Secure Front Entrance		\$16,768.20	\$ 3,454,206.66
	Completion of MHS/PAC Landscape Projects		\$1,145.00	\$ 3,453,061.66
	Parking Lot Improvement Projects - MHS and Garfield		\$13,920.07	\$ 3,439,141.59
	MHS Gymnasium Improvements		\$6,180.00	\$ 3,432,961.59
December	COPS Principal and Interest		\$1,245,918.75	\$ 2,187,042.84
	Installation of Carpet/Cement Prep/ Labor - Garfield		\$771.00	\$ 2,186,271.84
	Commercial LED Solar Flagpole Light - Waite/Northrop		\$648.00	\$ 2,185,623.84
	2nd Quarter Fleet Master Lease Agreement		\$9,110.24	\$ 2,176,513.60
Janaury	Paving Reimbursement from Rec Center		(\$34,955.55)	\$ 2,211,469.15
	6 Month Asbestos Surveillance inspection and Reports		\$525.00	\$ 2,210,944.15
	2nd Quarter Fleet Master Lease Agreement		\$9,110.24	\$ 2,201,833.91
	Sales Tax Distribution	\$784,333.41		\$ 2,986,167.32
	Field Investigation/Prepare Evaluaion Report/Contractor Assist Allowance		\$5,200.00	\$ 2,980,967.32
February	MHS and Root Latex Track		\$19,008.88	\$ 2,961,958.44
	3rd Quarter Fleet Master Lease Agreement		\$9,110.24	\$ 2,952,848.20
March	Enterprise Fleet Reimbursement		(\$38,586.00)	\$ 2,991,434.20
	Landscape Improvements at Ken Duke Stadium		\$2,500.00	\$ 2,988,934.20
	3rd Quarter Fleet Master Lease Agreement		\$9,110.24	\$ 2,979,823.96
	Fenn Ceiling Fans and Installation		\$5,220.63	\$ 2,974,603.33
	Fiscal Year Totals	\$2,290,570.60	\$2,192,931.48	

Monthly Investment Summary
Medina City School District
US Bank Custodian Acct Ending x70982
 March 31, 2017

Monthly Cash Flow Activity		Market Value Summary				
From 02-28-17 through 03-31-17		Security Type	Market Value	Pct. Assets	Avg Yield at Cost	Wght Avg Mat
Beginning Book Value	22,564,519.64	Money Market Fund				
Contributions	0.00	MONEY MARKET FUND	53,124.15	0.2	0.60	0.00
Withdrawals	0.00	Fixed Income				
Realized Gains/Losses	5,907.00	U.S. GOVERNMENT AGENCY DISCOUNT NOTES	2,635,615.26	11.7	1.02	0.92
Gross Interest Earnings	32,811.59	U.S. GOVERNMENT AGENCY NOTES	19,712,853.57	87.8	1.29	2.55
Ending Book Value	22,603,238.23	Accrued Interest	49,608.99	0.2		
		TOTAL PORTFOLIO	22,451,201.96	100.0	1.26	2.36

Maturity Distribution		Security Type Allocation	
Distribution by Maturity			
		<div> <div></div> MONEY MARKET FUND <div></div> U.S. GOVERNMENT AGENCY NOTES <div></div> U.S. GOVERNMENT AGENCY DISCOUNT NOTES </div>	

Disclosures: RedTree's internal accounting system is the source of the market value of above account. Although obtained from a reliable source, we cannot guarantee accuracy. You should review statements provided by the custodian and compare with these statements.

Portfolio Holdings Report
Medina City School District
US Bank Custodian Acct Ending x70982
 March 31, 2017

Quantity	Cusip	Security Description	Moody's	S&P	Cost Basis	Market Value	Yield at Cost	Wtd Maturity
U.S. GOVERNMENT AGENCY NOTES								
1,270,000	3134G9N60	Federal Home Ln Mtg 1.000% Due 07-27-18	Aaa	AA+	1,270,000.00	1,267,298.71	1.00	1.31
1,085,000	3135G0G72	Federal Natl Mtg Assoc 1.125% Due 12-14-18	Aaa	AA+	1,083,730.55	1,082,382.98	1.19	1.68
1,790,000	3135G0J53	Federal Natl Mtg Assoc 1.000% Due 02-26-19	Aaa	AA+	1,779,188.40	1,778,300.56	1.30	1.88
2,220,000	3137EADZ9	Federal Home Ln Mtg 1.125% Due 04-15-19	Aaa	AA+	2,219,267.40	2,209,257.42	1.14	2.00
2,500,000	3135G0K93	Federal Natl Mtg Assoc 1.250% Due 06-28-19	Aaa	AA+	2,500,000.00	2,487,690.00	1.25	2.20
2,180,000	3130A9EP2	Federal Home Ln Bank 1.000% Due 09-26-19	Aaa	AA+	2,179,753.60	2,156,203.12	1.00	2.45
2,420,000	3136G2RQ2	Federal Natl Mtg Assoc 1.400% Due 10-29-19	Aaa	AA+	2,420,000.00	2,393,508.26	1.40	2.51
1,270,000	3136G3J71	Federal Natl Mtg Assoc 1.420% Due 07-27-20	Aaa	AA+	1,270,000.00	1,234,020.90	1.42	3.21
1,520,000	3136G35C5	Federal Natl Mtg Assoc 1.400% Due 08-28-20	Aaa	AA+	1,520,000.00	1,497,754.80	1.40	3.31
2,130,000	3136G4AL7	Federal Natl Mtg Assoc 1.500% Due 09-30-20	Aaa	AA+	2,130,000.00	2,101,645.44	1.50	3.39
1,545,000	3136G34Y8	Federal Natl Mtg Assoc 1.600% Due 08-24-21	Aaa	AA+	1,545,000.00	1,504,791.37	1.60	4.21
	Accrued Interest					49,608.99		
					19,916,939.95	19,762,462.55	1.29	2.55
U.S. GOVERNMENT AGENCY DISCOUNT NOTES								
1,000,000	313385SS6	Federal Home Ln Bank Discount Note 0.000% Due 02-05-18	P-1	A-1+	991,519.44	991,616.00	0.87	0.86
1,660,000	313385UH7	Federal Home Ln Bank Discount Note 0.000% Due 03-16-18	P-1	A-1+	1,641,654.69	1,643,999.26	1.12	0.96
					2,633,174.13	2,635,615.26	1.02	0.92
MONEY MARKET FUND								
	USBMMF	First American Treasury Obligations Fund			53,124.15	53,124.15	0.60	
TOTAL PORTFOLIO					22,603,238.23	22,451,201.96	1.26	2.36

Monthly Activity Reports

GROSS INTEREST INCOME

Medina City School District

US Bank Custodian Acct Ending x70982

From 03-01-17 Through 03-31-17

Ex-Date	Pay-Date	Security	Amount
U.S. GOVERNMENT AGENCY NOTES			
03-15-17	03-16-17	Federal Natl Mtg Assoc 0.875% Due 10-26-17	5,614.58
03-27-17	03-27-17	Federal Home Ln Bank 1.000% Due 09-26-19	10,900.00
03-30-17	03-30-17	Federal Natl Mtg Assoc 1.500% Due 09-30-20	15,975.00
			<hr/> 32,489.58
MONEY MARKET FUND			
03-02-17	03-02-17	First American Treasury Obligations Fund	322.01
GROSS INCOME			<hr/> 32,811.59

Purchase and Sale
Medina City School District
US Bank Custodian Acct Ending x70982

From 03-01-17 To 03-31-17

Trade Date	Settle Date	Quantity	Security	Unit Price	Amount
PURCHASES					
03-16-2017	03-16-2017	1,660,000	Federal Home Ln Bank Discount Note 0.000% Due 03-16-18	98.89	1,641,654.69
					1,641,654.69
SALES					
03-15-2017	03-16-2017	1,650,000	Federal Natl Mtg Assoc 0.875% Due 10-26-17	99.91	1,648,564.50
					1,648,564.50

Realized Gains/Losses
Medina City School District
US Bank Custodian Acct Ending x70982
 From 03-01-17 Through 03-31-17

Open Date	Close Date	Quantity	Security	Cost Basis	Proceeds	Gain Or Loss	
						Short Term	Long Term
10-30-2014	03-16-2017	1,650,000	Federal Natl Mtg Assoc 0.875% Due 10-26-17	1,642,657.50	1,648,564.50		5,907.00
TOTAL GAINS						0.00	5,907.00
TOTAL LOSSES						0.00	0.00
TOTAL REALIZED GAIN/LOSS						0.00	5,907.00

ENV# CEBCTXMFBBJMMFC_BBBBB
FIFTH THIRD SECURITIES, INC.
MD 1MOB2A
5050 KINGSLEY DRIVE
CINCINNATI, OH 45263

MEDINA CITY SCHOOLS
DAVID CHAMBERS
739 WEYMOUTH RD
MEDINA OH 44256



STATEMENT FOR THE PERIOD MARCH 1, 2017 TO MARCH 31, 2017

MEDINA CITY SCHOOLS - Corporation
Account Number: [REDACTED]

By the courtesy of:
LEE/CARTER/SAVAGE

For questions about your accounts:
Local: 614 744 5496
National: 800 228 8852

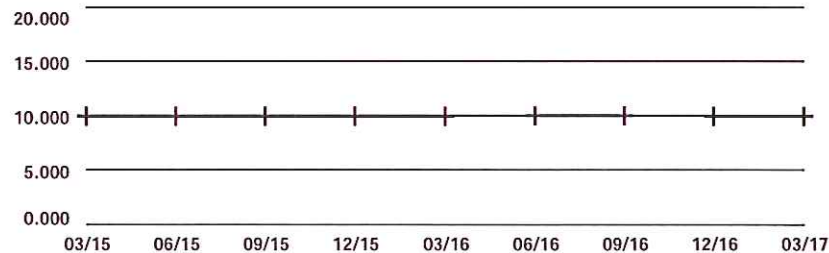
TOTAL VALUE OF YOUR PORTFOLIO **\$9,971,957.74**

FOR YOUR INFORMATION

Fifth Third Securities, Inc. Investments offered through Fifth Third Securities, Inc., member
FINRA/SIPC

CHANGE IN VALUE OF YOUR PORTFOLIO

\$ millions



Change In Value Of Your Portfolio information can be found in Miscellaneous Footnotes at the end of this statement.

Fifth Third Securities, Inc.

MN _CEBCTXMFBBJMMFC_BBBBB 20170331

Account carried with National Financial Services LLC, Member
NYSE, SIPC

Statement for the Period March 1, 2017 to March 31, 2017

MEDINA CITY SCHOOLS - Corporation
Account Number: [REDACTED]



Account Overview

CHANGE IN ACCOUNT VALUE	Current Period	Year-to-Date
BEGINNING VALUE	\$9,987,707.82	\$9,982,669.94
Additions and Withdrawals	(\$5,189.02)	(\$43,739.55)
Income	\$4,913.84	\$43,739.55
Taxes, Fees and Expenses	\$0.00	\$0.00
Change in Value	(\$15,474.90)	(\$10,712.20)
ENDING VALUE (AS OF 03/31/17)	\$9,971,957.74	\$9,971,957.74

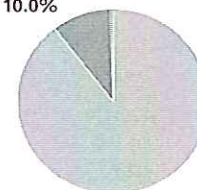
Refer to Miscellaneous Footnotes for more information on Change in Value.

INCOME	Current Period	Year-to-Date
TAXABLE		
Taxable Dividends	\$251.96	\$309.66
Taxable Interest	\$4,661.88	\$43,429.89
TOTAL TAXABLE	\$4,913.84	\$43,739.55
TOTAL INCOME	\$4,913.84	\$43,739.55

Taxable income is determined based on information available to NFS at the time the statement was prepared, and is subject to change. Final information on taxation of interest and dividends is available on Form 1099-Div, which is mailed in February of the subsequent year.

ACCOUNT ALLOCATION

Money Markets 0.5%
U.S. Treasury / Agency Sec. 10.0%



CDs 89.5%

	Percent	Prior Period	Current Period
Money Markets	0.5 %	\$43,830.74	\$43,555.56
CDs	89.5	\$8,944,422.08	\$8,929,522.18
U.S. Treasury / Agency Sec.	10.0	\$999,455.00	\$998,880.00
TOTAL	100.0 %	\$9,987,707.82	\$9,971,957.74

Account Allocation shows the percentage that each asset class represents of your total account value. Account Allocation for equities, fixed income, and other categories may include mutual funds and may be net of short positions. NFS has made assumptions concerning how certain mutual funds are allocated. Closed-end mutual funds and Exchange Traded Products (ETPs) listed on an exchange may be included in the equity allocation. The chart may not reflect your actual portfolio allocation. Consult your broker/dealer prior to making investment decisions.

Statement for the Period March 1, 2017 to March 31, 2017

MEDINA CITY SCHOOLS - Corporation
Account Number: [REDACTED]



Account Overview *continued*

MESSAGES AND ALERTS

Customers wishing to learn more about their investment professional can contact the FINRA BrokerCheck Hotline Number at 1-800-289-9999 or visit the FINRA Regulation website www.finra.org. Customers can also obtain an investor brochure that includes information describing the FINRA BrokerCheck program by contacting Brokerage Operations 1-888-889-1025.

Fifth Third Securities reminds you to please promptly report any inaccuracies or discrepancies in your account to Brokerage Operations by calling 1-888-889-1025. Please reconfirm any oral communications in writing to your Investment Professional to further protect your rights under the Securities Investor Protection Act SIPA. National Financial Services will never contact customers in relation to requests for banking credentials.

National Financial Services LLC is required by the Securities Exchange Act of 1934 to provide certain financial information from its Statement of Financial Condition. At December 31, 2016, NFS, an affiliate of Fidelity Brokerage Services LLC, had net capital of \$3,696 million, which was 13.78 percent of aggregate debit items and exceeded its minimum requirement by \$3,160 million. To acquire the Statement of Financial Condition, log on to www.mybrokerageinfo.com. If you wish to obtain a copy of this document at no cost, please call 800-439-5627.

Statement for the Period March 1, 2017 to March 31, 2017

MEDINA CITY SCHOOLS - Corporation
Account Number: [REDACTED]



Holdings

NFS-provided cost basis, realized gain (loss) and holding period information may not reflect all adjustments necessary for tax purposes. Please refer to Footnotes and Cost Basis Information at the end of this statement for more information.

For additional information regarding your holdings, please refer to the footnotes at the end of the statement.

CASH AND CASH EQUIVALENTS - 0.44% of Total Account Value

Description	Symbol/Cusip Account Type	Quantity	Price on 03/31/17	Current Market Value	Estimated Annual Income
Money Markets					
FEDERATED TREASURY OBLIGATIONS IS	TOIXX	43,555.56	\$1.00	\$43,555.56	
7 DAY YIELD .57%	CASH				
Dividend Option Cash					
Capital Gain Option Cash					
Total Cash and Cash Equivalents				\$43,555.56	

Statement for the Period March 1, 2017 to March 31, 2017

MEDINA CITY SCHOOLS - Corporation
Account Number: [REDACTED]



HOLDINGS > FIXED INCOME - 99.56% of Total Account Value

For an explanation of fixed income pricing, please see the last page. Redemption schedule(s), bond rating(s), and other information are provided where available. If information does not appear regarding a particular investment, it is not available. The ratings on this statement are provided by Standard & Poor's and/or Moody's to rate the quality based on the respective rating agency's assessment. "Ratings information from Standard & Poor's ("S&P") may not be reproduced. S&P credit ratings are statements of opinion and are not statements of fact or recommendations to purchase, hold, or sell securities, nor do they address the suitability of securities for investment purposes, and should not be relied on as investment advice. S&P does not guarantee the accuracy, completeness, timeliness or availability of any information, including ratings, and is not responsible for errors or omissions (negligent or otherwise). S&P gives no express or implied warranties, including but not limited to any warranties of merchantability or fitness for a particular purpose or use. S&P shall not be liable for any direct, indirect, incidental, exemplary, compensatory, punitive, special or consequential damages, costs, expenses, legal fees, or losses (including lost income or profits and opportunity costs) in connection with any use of ratings."

Accrued Interest - Represents interest accumulated since the last coupon date on certain fixed income securities which may not yet have been paid by the issuer or received byNFS. There is no guarantee that the accrued interest will be paid by the issuer.

Description	Symbol/Cusip Account Type	Quantity	Estimated Price on 03/31/17	Estimated Current Market Value	Estimated Annual Income	Original/Adjusted Cost Basis	Unrealized Gain (Loss)
CDs							
Certificates of Deposit (CDs), including Market Indexed CDs and Market Linked CDs (collectively, MCDs) are generally shown at estimated market prices based upon a matrix or model pricing method that may not represent the actual price if sold prior to maturity. However, CDs and MCDs may be shown at face value for up to seven calendar days from date of issue if estimated market prices have not been received from a third party pricing vendor. The actual value of CDs and MCDs may be different from their purchase price. CDs and MCDs are subject to interest rate risk. The estimated market price reflected for MCDs may not be based on the actual closing value of the linked market index on the final maturity date and the market value of MCDs may not correspond directly to increases or decreases in the underlying linked market index. You may sell CDs or MCDs in the secondary market subject to market conditions. The secondary market for CDs and MCDs is generally illiquid. If sold prior to maturity, the value of MCDs may be less than the purchase amount or face value. The sale or redemption of any fixed income security prior to maturity may result in a substantial gain or loss, and an early withdrawal penalty may apply. Certain MCDs may only be redeemed on pre-specified liquidation dates and may have call features that allow the issuer to call the MCD prior to maturity. Certain Step Rate CDs are also subject to reinvestment risk if call provisions are exercised by the issuer and if a CD with a comparable rate is not available.							
See sales materials or contact your broker/dealer for additional information.							
CENTENNIAL BK CENTENNIAL CO CD 1.05000%	15136JCG6	248,000	\$1.00108	\$248,267.84	\$2,604.00	\$248,000.00	
10/30/2017 FDIC INSURED	CASH						
CPN PMT SEMI-ANNUAL							
ON JUL 29, JAN 29							
Next Interest Payable: 07/29/17							
Estimated Yield 1.04%							
Accrued Interest \$442.32							
Average Unit Cost \$1.00							
Adjusted Cost Basis						\$248,000.00	D \$267.84
BMO HARRIS BK NATL ASSN CHICAG CD	05581WCD5	248,000	\$1.00357	\$248,885.36	\$2,728.00	\$248,000.00	
1.10000% 01/19/2018 FDIC INSURED	CASH						
CPN PMT SEMI-ANNUAL							
ON JUL 20, JAN 20							
Next Interest Payable: 07/20/17							
Estimated Yield 1.09%							
Accrued Interest \$530.65							
Average Unit Cost \$1.00							
Adjusted Cost Basis						\$248,000.00	D \$885.36

Fifth Third Securities, Inc.

Account carried with National Financial Services LLC, Member
NYSE, SIPC

MN _CEBCTXMFBBJMMFC_BBBBBB 20170331

Statement for the Period March 1, 2017 to March 31, 2017

MEDINA CITY SCHOOLS - Corporation

Account Number: [REDACTED]



HOLDINGS > FIXED INCOME *continued*

Description	Symbol/Cusip Account Type	Quantity	Estimated Price on 03/31/17	Estimated Current Market Value	Estimated Annual Income	Original/Adjusted Cost Basis	Unrealized Gain (Loss)
ALLY BK MIDVALE UTAH CD 1.40000%	02006LND1	250,000	\$1.00326	\$250,815.00	\$3,500.00	\$250,000.00	
01/22/2018 FDIC INSURED	CASH						
CPN PMT SEMI-ANNUAL							
ON JUL 22, JAN 22							
Next Interest Payable: 07/22/17							
Estimated Yield 1.39%							
Accrued Interest \$661.64							
Average Unit Cost \$1.00							
Adjusted Cost Basis						\$250,000.00 D	\$815.00
CAPITAL ONE BK USA NATL ASSN 1.25000%	140420RH5	250,000	\$1.00206	\$250,515.00	\$3,125.00	\$250,000.00	
01/22/2018 CD FDIC INSURED	CASH						
CPN PMT SEMI-ANNUAL							
ON JUL 22, JAN 22							
Next Interest Payable: 07/22/17							
Estimated Yield 1.24%							
Accrued Interest \$590.75							
Average Unit Cost \$1.00							
Adjusted Cost Basis						\$250,000.00 D	\$515.00
GOLDMAN SACHS BK USA NY CD 1.40000%	38148JHX2	250,000	\$1.00326	\$250,815.00	\$3,500.00	\$250,000.00	
01/22/2018 FDIC INSURED	CASH						
CPN PMT SEMI-ANNUAL							
ON JUL 21, JAN 21							
Next Interest Payable: 07/21/17							
Estimated Yield 1.39%							
Accrued Interest \$671.23							
Average Unit Cost \$1.00							
Adjusted Cost Basis						\$250,000.00 D	\$815.00
BMW BK NORTH AMER SALT LAKE 1.35000%	05580ABB9	250,000	\$1.00285	\$250,712.50	\$3,375.00	\$250,000.00	
01/23/2018 CD FDIC INSURED	CASH						
CPN PMT SEMI-ANNUAL							
ON JUL 23, JAN 23							
Next Interest Payable: 07/23/17							
Estimated Yield 1.34%							
Accrued Interest \$628.77							
Average Unit Cost \$1.00							
Adjusted Cost Basis						\$250,000.00 D	\$712.50

Fifth Third Securities, Inc.

Account carried with National Financial Services LLC, Member
NYSE, SIPC

MN_CEBCTXMFBBJMF_C_BBBB 20170331

Page 6 of 22

Statement for the Period March 1, 2017 to March 31, 2017

MEDINA CITY SCHOOLS - Corporation
Account Number: [REDACTED]



HOLDINGS > FIXED INCOME *continued*

Description	Symbol/Cusip Account Type	Quantity	Estimated Price on 03/31/17	Estimated Current Market Value	Estimated Annual Income	Original/Adjusted Cost Basis	Unrealized Gain (Loss)
DISCOVER BK CD 1.30000% 01/29/2018 FDIC INSURED CPN PMT SEMI-ANNUAL ON JUL 28, JAN 28 Next Interest Payable: 07/28/17 Estimated Yield 1.29% Accrued Interest \$560.96 Average Unit Cost \$1.00 Adjusted Cost Basis	254672GB8 CASH	250,000	\$1.00239	\$250,597.50	\$3,250.00	\$250,000.00	
						\$250,000.00 D	\$597.50
ISRAEL DISC BK NEW YORK N Y CD 1.25000% 01/29/2018 FDIC INSURED CPN PMT SEMI-ANNUAL ON JUL 28, JAN 28 Next Interest Payable: 07/28/17 Average Unit Cost \$1.00 Adjusted Cost Basis	465076JE8 CASH	248,000	\$1.00264	\$248,654.72		\$248,000.00	
						\$248,000.00 D	\$654.72
SALLIE MAE BK SLT LAKE CITY UT CD 1.20000% 01/29/2018 FDIC INSURED CPN PMT SEMI-ANNUAL ON JUL 27, JAN 27 Next Interest Payable: 07/27/17 Estimated Yield 1.19% Accrued Interest \$521.82 Average Unit Cost \$1.00 Adjusted Cost Basis	795450XV2 CASH	248,000	\$1.00264	\$248,654.72	\$2,976.00	\$248,000.00	
						\$248,000.00 D	\$654.72
SYNOVUS BK COLUMBUS GA 1.10000% 01/29/2018 CD FDIC INSURED CPN PMT SEMI-ANNUAL ON JUL 29, JAN 29 Next Interest Payable: 07/29/17 Estimated Yield 1.09% Accrued Interest \$467.12 Average Unit Cost \$1.00 Adjusted Cost Basis	87164DGM6 CASH	250,000	\$1.00075	\$250,187.50	\$2,750.00	\$250,000.00	
						\$250,000.00 D	\$187.50

Fifth Third Securities, Inc.

Account carried with National Financial Services LLC, Member
NYSE, SIPC

MN _CEBCTXMFBBJMF _BBBBB 20170331

Statement for the Period March 1, 2017 to March 31, 2017

MEDINA CITY SCHOOLS - Corporation
Account Number: [REDACTED]



HOLDINGS > FIXED INCOME *continued*

Description	Symbol/Cusip Account Type	Quantity	Estimated Price on 03/31/17	Estimated Current Market Value	Estimated Annual Income	Original/Adjusted Cost Basis	Unrealized Gain (Loss)
AMERICAN EXPRESS CENTRN 1.30000% 01/30/2018 CD FDIC INSURED CPN PMT SEMI-ANNUAL ON JUL 30, JAN 30 Next Interest Payable: 07/31/17 Estimated Yield 1.29% Accrued Interest \$543.15 Average Unit Cost \$1.00 Adjusted Cost Basis	02587DXC7 CASH	250,000	\$1.00238	\$250,595.00	\$3,250.00	\$250,000.00	
						\$250,000.00 D	\$595.00
CARDINAL BK NATL ASSN VA 1.10000% 01/30/2018 CD FDIC INSURED CPN PMT MONTHLY Next Interest Payable: 04/30/17 Estimated Yield 1.09% Accrued Interest \$30.14 Average Unit Cost \$1.00 Adjusted Cost Basis	14147VEK8 CASH	250,000	\$1.00074	\$250,185.00	\$2,750.00	\$250,000.00	
						\$250,000.00 D	\$185.00
CUSTOMERS BK PHOENIXVILLE PA 1.15000% 01/30/2018 CD FDIC INSURED CPN PMT MONTHLY Next Interest Payable: 04/30/17 Estimated Yield 1.14% Accrued Interest \$31.51 Average Unit Cost \$1.00 Adjusted Cost Basis	23204HCK2 CASH	250,000	\$1.00115	\$250,287.50	\$2,875.00	\$250,000.00	
						\$250,000.00 D	\$287.50
MEDALLION BK UTAH CD 1.15000% 01/30/2018 FDIC INSURED CPN PMT SEMI-ANNUAL ON JUL 30, JAN 30 Next Interest Payable: 07/30/17 Estimated Yield 1.14% Accrued Interest \$480.48 Average Unit Cost \$1.00 Adjusted Cost Basis	58403BU87 CASH	250,000	\$1.00115	\$250,287.50	\$2,875.00	\$250,000.00	
						\$250,000.00 D	\$287.50

Fifth Third Securities, Inc.

Account carried with National Financial Services LLC, Member
NYSE, SIPC

MN _CEBCTXMFBBJMF _BBBBB 20170331

Statement for the Period March 1, 2017 to March 31, 2017

MEDINA CITY SCHOOLS - Corporation
Account Number: [REDACTED]



HOLDINGS > FIXED INCOME *continued*

Description	Symbol/Cusip Account Type	Quantity	Estimated Price on 03/31/17	Estimated Current Market Value	Estimated Annual Income	Original/Adjusted Cost Basis	Unrealized Gain (Loss)
FARM BUR BK FSB NV CD 1.05000% 02/02/2018 FDIC INSURED CPN PMT MONTHLY Next Interest Payable: 04/02/17 Estimated Yield 1.05% Accrued Interest \$215.75 Average Unit Cost \$1.00 Adjusted Cost Basis	307660JC5 CASH	250,000	\$1.00028	\$250,070.00	\$2,625.00	\$250,000.00	
						\$250,000.00 D	\$70.00
BANK OF GEORGETOWN WASH DC CD 1.00000% 02/12/2018 FDIC INSURED CPN PMT SEMI-ANNUAL ON AUG 12, FEB 12 Next Interest Payable: 08/12/17 Estimated Yield 0.99% Accrued Interest \$326.14 Average Unit Cost \$1.00 Adjusted Cost Basis	06424XCB6 CASH	248,000	\$1.00259	\$248,642.32	\$2,480.00	\$248,000.00	
						\$248,000.00 D	\$642.32
STEARNS BK NA ST CLOUD MN CD 1.00000% 02/12/2018 FDIC INSURED CPN PMT MONTHLY Next Interest Payable: 04/12/17 Estimated Yield 0.99% Accrued Interest \$135.89 Average Unit Cost \$1.00 Adjusted Cost Basis	857894QQ5 CASH	248,000	\$1.00215	\$248,533.20	\$2,480.00	\$248,000.00	
						\$248,000.00 D	\$533.20
LANDMARK CMNTY BK TN CD 1.05000% 02/13/2018 FDIC INSURED CPN PMT MONTHLY Next Interest Payable: 04/13/17 Estimated Yield 1.05% Accrued Interest \$136.64 Average Unit Cost \$1.00 Adjusted Cost Basis	51507LAS3 CASH	250,000	\$1.00008	\$250,020.00	\$2,625.00	\$250,000.00	
						\$250,000.00 D	\$20.00

Fifth Third Securities, Inc.

Account carried with National Financial Services LLC, Member
NYSE, SIPC

MN _CEBCTXMFBBJMMFC_BBBBB 20170331

Statement for the Period March 1, 2017 to March 31, 2017

MEDINA CITY SCHOOLS - Corporation
Account Number: [REDACTED]



HOLDINGS > FIXED INCOME *continued*

Description	Symbol/Cusip Account Type	Quantity	Estimated Price on 03/31/17	Estimated Current Market Value	Estimated Annual Income	Original/Adjusted Cost Basis	Unrealized Gain (Loss)
BANK NORTH CAROLINA NC CD 1.05000% 02/20/2018 FDIC INSURED CPN PMT MONTHLY Next Interest Payable: 04/19/17 Estimated Yield 1.04% Accrued Interest \$92.75 Average Unit Cost \$1.00 Adjusted Cost Basis	06414QXP9 CASH	248,000	\$1.00214	\$248,530.72	\$2,604.00	\$248,000.00	
						\$248,000.00 D	\$530.72
EAGLEBANK BETHESDA MD CD 1.00000% 02/20/2018 FDIC INSURED CPN PMT MONTHLY Next Interest Payable: 04/19/17 Estimated Yield 0.99% Accrued Interest \$89.04 Average Unit Cost \$1.00 Adjusted Cost Basis	27002YCS3 CASH	250,000	\$1.00205	\$250,512.50	\$2,500.00	\$250,000.00	
						\$250,000.00 D	\$512.50
KEY BK NATL ASSN OHIO CD 1.15000% 02/20/2018 FDIC INSURED CPN PMT SEMI-ANNUAL ON AUG 17, FEB 17 Next Interest Payable: 08/17/17 Estimated Yield 1.14% Accrued Interest \$335.99 Average Unit Cost \$1.00 Adjusted Cost Basis	49306SWE2 CASH	248,000	\$1.00215	\$248,533.20	\$2,852.00	\$248,000.00	
						\$248,000.00 D	\$533.20
COMMUNITY FINL SVCS BK KY CD 1.05000% 05/17/2018 FDIC INSURED CPN PMT MONTHLY Next Interest Payable: 04/17/17 Estimated Yield 1.05% Accrued Interest \$107.01 Average Unit Cost \$1.00 Adjusted Cost Basis	20364ABC8 CASH	248,000	\$0.99838	\$247,598.24	\$2,604.00	\$248,000.00	
						\$248,000.00 D	(\$401.76)

Fifth Third Securities, Inc.

Account carried with National Financial Services LLC, Member
NYSE, SIPC

MN_CEBCTXMFBBJMF_CBBBBB 20170331

Statement for the Period March 1, 2017 to March 31, 2017

MEDINA CITY SCHOOLS - Corporation
Account Number: [REDACTED]



HOLDINGS > FIXED INCOME *continued*

Description	Symbol/Cusip Account Type	Quantity	Estimated Price on 03/31/17	Estimated Current Market Value	Estimated Annual Income	Original/Adjusted Cost Basis	Unrealized Gain (Loss)
FIRSTBANK PR SANTURCE CD 1.35000% 07/30/2018 FDIC INSURED CPN PMT MONTHLY Next Interest Payable: 04/29/17 Estimated Yield 1.34% Accrued Interest \$27.52 Average Unit Cost \$1.00 Adjusted Cost Basis	33767AUS8 CASH	248,000	\$1.00092	\$248,228.16	\$3,348.00	\$248,000.00	
						\$248,000.00 D	\$228.16
ORIENTAL B&T SAN JUAN PR CD 1.30000% 08/10/2018 FDIC INSURED CPN PMT SEMI-ANNUAL ON AUG 10, FEB 10 Next Interest Payable: 08/10/17 Estimated Yield 1.29% Accrued Interest \$441.64 Average Unit Cost \$1.00 Adjusted Cost Basis	686184WR9 CASH	248,000	\$1.00251	\$248,622.48	\$3,224.00	\$248,000.00	
						\$248,000.00 D	\$622.48
FIRST FINL NORTHWEST BK RENTON CD 1.15000% 08/20/2018 FDIC INSURED CPN PMT MONTHLY Next Interest Payable: 04/19/17 Estimated Yield 1.15% Accrued Interest \$101.58 Average Unit Cost \$1.00 Adjusted Cost Basis	32022MAG3 CASH	248,000	\$0.99789	\$247,476.72	\$2,852.00	\$248,000.00	
						\$248,000.00 D	(\$523.28)
MB FINL BK NA CHIC. IL CD 1.30000% 02/08/2019 FDIC INSURED CPN PMT MONTHLY Next Interest Payable: 04/08/17 Estimated Yield 1.30% Accrued Interest \$213.70 Average Unit Cost \$1.00 Adjusted Cost Basis	55266CUM6 CASH	250,000	\$0.99635	\$249,087.50	\$3,250.00	\$250,000.00	
						\$250,000.00 D	(\$912.50)

Fifth Third Securities, Inc.

Account carried with National Financial Services LLC, Member
NYSE, SIPC

Statement for the Period March 1, 2017 to March 31, 2017

MEDINA CITY SCHOOLS - Corporation
Account Number: [REDACTED]



HOLDINGS > FIXED INCOME *continued*

Description	Symbol/Cusip Account Type	Quantity	Estimated Price on 03/31/17	Estimated Current Market Value	Estimated Annual Income	Original/Adjusted Cost Basis	Unrealized Gain (Loss)
HARBORNE BK BROCKTON MA CD 1.40000% 02/21/2019 FDIC INSURED CPN PMT MONTHLY Next Interest Payable: 04/21/17 CALLABLE ON 05/21/2017 @ 100.0000 Estimated Yield 1.40% Accrued Interest \$105.48 Average Unit Cost \$1.00 Adjusted Cost Basis	41166HAQ9 CASH	250,000	\$0.99786	\$249,465.00	\$3,500.00	\$250,000.00	
						\$250,000.00 D	(\$535.00)
WOORI AMER BK NEW YORK N Y CD 1.30000% 02/24/2019 FDIC INSURED CPN PMT SEMI-ANNUAL ON AUG 24, FEB 24 1ST CPN DTE 08/24/2017 Next Interest Payable: 08/24/17 Estimated Yield 1.30% Accrued Interest \$320.55 Average Unit Cost \$1.00 Adjusted Cost Basis	981059AW8 CASH	250,000	\$0.99592	\$248,980.00	\$3,250.00	\$250,000.00	
						\$250,000.00 D	(\$1,020.00)
TRADITION CAP BK EDINA MINN CD 1.35000% 04/30/2019 FDIC INSURED CPN PMT MONTHLY Next Interest Payable: 04/30/17 Estimated Yield 1.35% Accrued Interest \$36.99 Average Unit Cost \$1.00 Adjusted Cost Basis	89269FCP8 CASH	250,000	\$0.99541	\$248,852.50	\$3,375.00	\$250,000.00	
						\$250,000.00 D	(\$1,147.50)
CAPITAL BK LITTLE ROCK CD 1.40000% 05/17/2019 FDIC INSURED CPN PMT MONTHLY Next Interest Payable: 04/17/17 Estimated Yield 1.40% Accrued Interest \$143.84 Average Unit Cost \$1.00 Adjusted Cost Basis	139797FV1 CASH	250,000	\$0.99617	\$249,042.50	\$3,500.00	\$250,000.00	
						\$250,000.00 D	(\$957.50)

Fifth Third Securities, Inc.

Account carried with National Financial Services LLC, Member
NYSE, SIPC

MN _CEBCTXMFBBJMMFC_BBBBBB 20170331

Statement for the Period March 1, 2017 to March 31, 2017

MEDINA CITY SCHOOLS - Corporation
Account Number: [REDACTED]



HOLDINGS > FIXED INCOME *continued*

Description	Symbol/Cusip Account Type	Quantity	Estimated Price on 03/31/17	Estimated Current Market Value	Estimated Annual Income	Original/Adjusted Cost Basis	Unrealized Gain (Loss)
FIRST CENTY BK TAZEWEILL TENN CD 1.50000% 08/09/2019 FDIC INSURED CPN PMT MONTHLY Next Interest Payable: 04/10/17 Estimated Yield 1.50% Accrued Interest \$226.03 Average Unit Cost \$1.00 Adjusted Cost Basis	319428AB4 CASH	250,000	\$0.99704	\$249,260.00	\$3,750.00	\$250,000.00	
						\$250,000.00 D	(\$740.00)
SUMMIT CMNTY BK MOOREFIELD WV CD 1.45000% 11/08/2019 FDIC INSURED CPN PMT MONTHLY Next Interest Payable: 04/08/17 Estimated Yield 1.45% Accrued Interest \$238.36 Average Unit Cost \$1.00 Adjusted Cost Basis	86604XLJ3 CASH	250,000	\$0.99425	\$248,562.50	\$3,625.00	\$250,000.00	
						\$250,000.00 D	(\$1,437.50)
YADKIN VY BK &TR CO ELKIN N C CD 1.50000% 01/24/2020 FDIC INSURED CPN PMT MONTHLY Next Interest Payable: 04/25/17 Estimated Yield 1.50% Accrued Interest \$71.92 Average Unit Cost \$1.00 Adjusted Cost Basis	984308ET9 CASH	250,000	\$0.99405	\$248,512.50	\$3,750.00	\$250,000.00	
						\$250,000.00 D	(\$1,487.50)
WORLDS FOREMOST BK SYDNEY NEB CD 1.75000% 01/27/2020 FDIC INSURED CPN PMT MONTHLY Next Interest Payable: 04/26/17 Estimated Yield 1.74% Accrued Interest \$57.53 Average Unit Cost \$1.00 Adjusted Cost Basis	981571CX8 CASH	200,000	\$1.00086	\$200,172.00	\$3,500.00	\$200,000.00	
						\$200,000.00 D	\$172.00

Fifth Third Securities, Inc.

Account carried with National Financial Services LLC, Member
NYSE, SIPC

MN_CEBCTXMFBBJMF_C_BBBBB 20170331

Statement for the Period March 1, 2017 to March 31, 2017

MEDINA CITY SCHOOLS - Corporation
Account Number: [REDACTED]



HOLDINGS > FIXED INCOME *continued*

Description	Symbol/Cusip Account Type	Quantity	Estimated Price on 03/31/17	Estimated Current Market Value	Estimated Annual Income	Original/Adjusted Cost Basis	Unrealized Gain (Loss)
WELLS FARGO BANK NATL ASSN CD 1.75000% 02/03/2020 FDIC INSURED CPN PMT MONTHLY Next Interest Payable: 04/01/17 Estimated Yield 1.74% Accrued Interest \$371.58 Average Unit Cost \$1.00 Adjusted Cost Basis	949763EG7 CASH	250,000	\$1.00076	\$250,190.00	\$4,375.00	\$250,000.00	
						\$250,000.00 D	\$190.00
HSBC BK USA N A MC LEAN VA CD 1.75000% 02/17/2022 FDIC INSURED CPN PMT QUARTERLY ON MAY 17, AUG 17, NOV 17, FEB 17 1ST CPN DTE 05/17/2017 Next Interest Payable: 05/17/17 CALLABLE ON 02/17/2019 @ 100.0000 STEP COUPON RESET FREQUENCY TERM MODE NEXT RESET 02/17/2019 @ 2.30000 Estimated Yield 1.74% Accrued Interest \$515.41 Average Unit Cost \$1.00 Adjusted Cost Basis	40434YFM4 CASH	250,000	\$1.00468	\$251,170.00	\$4,375.00	\$250,000.00	
						\$250,000.00 D	\$1,170.00
Total CDs				\$8,929,522.18	\$110,002.00	\$8,926,000.00	\$3,522.18

Statement for the Period March 1, 2017 to March 31, 2017

MEDINA CITY SCHOOLS - Corporation
Account Number: [REDACTED]



HOLDINGS > FIXED INCOME *continued*

Description	Symbol/Cusip Account Type	Quantity	Estimated Price on 03/31/17	Estimated Current Market Value	Estimated Annual Income	Original/Adjusted Cost Basis	Unrealized Gain (Loss)
U.S. Treasury / Agency Securities							
FEDERAL HOME LOAN BANKS BOND 1.000000% 12/23/2019 MOODY'S Aaa /S&P AA+ CPN PMT SEMI-ANNUAL ON JUN 23, DEC 23 1ST CPN DTE 06/23/2017 Next Interest Payable: 06/23/17 CALLABLE ON 06/23/2017 @ 100.0000 STEP COUPON RESET FREQUENCY TERM MODE NEXT RESET 06/23/2017 @ 1.25000 Accrued Interest \$1361.11 Average Unit Cost \$100.00 Adjusted Cost Basis	3130AAG36 CASH	500,000	\$99.948	\$499,740.00	\$5,000.00	\$500,000.00	
						\$500,000.00	D (\$260.00)
FEDERAL HOME LN MTG CORP MTN 1.250000% 02/15/2022 MOODY'S Aaa /S&P AA+ CPN PMT SEMI-ANNUAL ON AUG 15, FEB 15 1ST CPN DTE 08/15/2017 Next Interest Payable: 08/15/17 CALLABLE ON 05/15/2017 @ 100.0000 STEP COUPON RESET FREQUENCY TERM MODE NEXT RESET 08/15/2017 @ 1.50000 Accrued Interest \$798.61 Average Unit Cost \$100.00 Adjusted Cost Basis	3134GAW42 CASH	500,000	\$99.828	\$499,140.00	\$6,250.00	\$500,000.00	
						\$500,000.00	D (\$860.00)
Total U.S. Treasury / Agency Securities		1,000,000		\$998,880.00	\$11,250.00	\$1,000,000.00	(\$1,120.00)
Total Fixed Income		9,926,000		\$9,928,402.18	\$121,252.00	\$9,926,000.00	\$2,402.18
Total Securities				\$9,928,402.18	\$121,252.00	\$9,926,000.00	\$2,402.18
TOTAL PORTFOLIO VALUE				\$9,971,957.74	\$121,252.00	\$9,926,000.00	\$2,402.18

Fifth Third Securities, Inc.

Account carried with National Financial Services LLC, Member
NYSE, SIPC

MN_CEBCTXMFBBJMF_CBBB 20170331

Statement for the Period March 1, 2017 to March 31, 2017

MEDINA CITY SCHOOLS - Corporation
Account Number: [REDACTED]



Activity

NFS-provided cost basis, realized gain (loss) and holding period information may not reflect all adjustments necessary for tax purposes. Please refer to Footnotes and Cost Basis Information at the end of this statement for more information.

CORE FUND ACTIVITY

Settlement Date	Account Type	Transaction	Description	Quantity	Amount
03/01/17	CASH	YOU BOUGHT	FEDERATED TREASURY OBLIGATIONS IS @ 1	587.58	(\$587.58)
03/02/17	CASH	YOU BOUGHT	FEDERATED TREASURY OBLIGATIONS IS @ 1	201.37	(\$201.37)
03/08/17	CASH	YOU BOUGHT	FEDERATED TREASURY OBLIGATIONS IS @ 1	527.4	(\$527.40)
03/10/17	CASH	YOU BOUGHT	FEDERATED TREASURY OBLIGATIONS IS @ 1	287.67	(\$287.67)
03/13/17	CASH	YOU BOUGHT	FEDERATED TREASURY OBLIGATIONS IS @ 1	391.62	(\$391.62)
03/17/17	CASH	YOU BOUGHT	FEDERATED TREASURY OBLIGATIONS IS @ 1	468.25	(\$468.25)
03/20/17	CASH	YOU BOUGHT	FEDERATED TREASURY OBLIGATIONS IS @ 1	610.32	(\$610.32)
03/21/17	CASH	YOU BOUGHT	FEDERATED TREASURY OBLIGATIONS IS @ 1	268.49	(\$268.49)
03/27/17	CASH	YOU BOUGHT	FEDERATED TREASURY OBLIGATIONS IS @ 1	556.16	(\$556.16)
03/29/17	CASH	YOU BOUGHT	FEDERATED TREASURY OBLIGATIONS IS @ 1	266.01	(\$266.01)

Fifth Third Securities, Inc.

Account carried with National Financial Services LLC, Member
NYSE, SIPC

MN _CEBCTXMFBBJMFC_BBBBB 20170331

Statement for the Period March 1, 2017 to March 31, 2017

MEDINA CITY SCHOOLS - Corporation

Account Number: [REDACTED]



CORE FUND ACTIVITY *continued*

Settlement Date	Account Type	Transaction	Description	Quantity	Amount
03/30/17	CASH	YOU BOUGHT	FEDERATED TREASURY OBLIGATIONS IS @ 1	462.33	(\$462.33)
03/31/17	CASH	YOU SOLD	FEDERATED TREASURY OBLIGATIONS IS @ 1	(4,902.38)	\$4,902.38
TOTAL CORE FUND ACTIVITY					\$275.18

ACTIVITY > ADDITIONS AND WITHDRAWALS > OTHER ADDITIONS AND WITHDRAWALS

Date	Account Type	Transaction	Description	Quantity	Amount
Other Additions and Withdrawals					
03/31/17	CASH	WIRE TRANS TO BANK	WD52518150		(\$5,189.02)
Total Other Additions and Withdrawals					(\$5,189.02)
TOTAL ADDITIONS AND WITHDRAWALS					(\$5,189.02)

ACTIVITY > INCOME > TAXABLE INCOME

Settlement Date	Account Type	Transaction	Description	Quantity	Amount
Taxable Dividends					
02/28/17	CASH	DIVIDEND RECEIVED	FEDERATED TREASURY OBLIGATIONS IS DIVIDEND RECEIVED		\$251.96
Total Taxable Dividends					\$251.96
Taxable Interest					
03/01/17	CASH	INTEREST	WELLS FARGO BANK NATL ASSN CD 1.75000% 02/03/2020		\$335.62

Fifth Third Securities, Inc.

Account carried with National Financial Services LLC, Member NYSE, SIPC

MN_CEBCTXMFBBJMF_C_BBBB 20170331

Statement for the Period March 1, 2017 to March 31, 2017

MEDINA CITY SCHOOLS - Corporation
Account Number: [REDACTED]



ACTIVITY > INCOME > TAXABLE INCOME *continued*

Settlement Date	Account Type	Transaction	Description	Quantity	Amount
03/02/17	CASH	INTEREST	FARM BUR BK FSB NV CD 1.05000% 02/02/2018		\$201.37
03/08/17	CASH	INTEREST	MB FINL BK NA CHIC. IL CD 1.30000% 02/08/2019		\$249.32
03/08/17	CASH	INTEREST	SUMMIT CMNTY BK MOOREFIELD WV CD 1.45000% 11/08/2019		\$278.08
03/10/17	CASH	INTEREST	FIRST CENTY BK TAZEWEILL TENN CD 1.50000% 08/09/2019		\$287.67
03/12/17	CASH	INTEREST	STEARNS BK NA ST CLOUD MN CD 1.00000% 02/12/2018		\$190.25
03/13/17	CASH	INTEREST	LANDMARK CMNTY BK TN CD 1.05000% 02/13/2018		\$201.37
03/17/17	CASH	INTEREST	CAPITAL BK LITTLE ROCK CD 1.40000% 05/17/2019		\$268.49
03/17/17	CASH	INTEREST	COMMUNITY FINL SVCS BK KY CD 1.05000% 05/17/2018		\$199.76
03/19/17	CASH	INTEREST	BANK NORTH CAROLINA NC CD 1.05000% 02/20/2018		\$199.76
03/19/17	CASH	INTEREST	EAGLEBANK BETHESDA MD CD 1.00000% 02/20/2018		\$191.78
03/19/17	CASH	INTEREST	FIRST FINL NORTHWEST BK RENTON CD 1.15000% 08/20/2018		\$218.78
03/21/17	CASH	INTEREST	HARBORONE BK BROCKTON MA CD 1.40000% 02/21/2019		\$268.49

Fifth Third Securities, Inc.

Account carried with National Financial Services LLC, Member
NYSE, SIPC

MN _CEBCTXMFBBJMFC_BBBBB 20170331

Statement for the Period March 1, 2017 to March 31, 2017

MEDINA CITY SCHOOLS - Corporation
Account Number: [REDACTED]



ACTIVITY > INCOME > TAXABLE INCOME *continued*

Settlement Date	Account Type	Transaction	Description	Quantity	Amount
03/25/17	CASH	INTEREST	YADKIN VY BK &TR CO ELKIN N C CD 1.50000% 01/24/2020		\$287.67
03/26/17	CASH	INTEREST	WORLDS FOREMOST BK SYDNEY NEB CD 1.75000% 01/27/2020		\$268.49
03/29/17	CASH	INTEREST	FIRSTBANK PR SANTURCE CD 1.35000% 07/30/2018		\$266.01
03/30/17	CASH	INTEREST	CARDINAL BK NATL ASSN VA 1.10000% 01/30/2018 CD		\$226.03
03/30/17	CASH	INTEREST	CUSTOMERS BK PHOENIXVILLE PA 1.15000% 01/30/2018 CD		\$236.30
03/31/17	CASH	INTEREST	TRADITION CAP BK EDINA MINN CD 1.35000% 04/30/2019		\$286.64
Total Taxable Interest					\$4,661.88
Total Taxable Income					\$4,913.84
TOTAL INCOME					\$4,913.84

Fifth Third Securities, Inc.

MN_CEBCTXMFBBJMFC_BBBBB 20170331

Account carried with National Financial Services LLC, Member
NYSE, SIPC

Brokerage

Account Statement

March 7, 2017 - March 31, 2017
Account Number:MEDINA CITY SCHOOLS
140 W WASHINGTON ST
MEDINA OH 44256-2271**Your Account Executive:**
ANDREW CARDINALI

Portfolio at a Glance

	This Period
BEGINNING ACCOUNT VALUE	\$0.00
Deposits (Cash & Securities)	249,000.00
Net Change in Portfolio	246.51
ENDING ACCOUNT VALUE	\$249,246.51
Estimated Annual Income	\$3,984.00

Asset Summary

Percent	Asset Type	Last Period	This Period
100%	Fixed Income	0.00	249,246.51
100%	Account Total	\$0.00	\$249,246.51

Please review your allocation periodically with your Account Executive.
Your Account is 100% invested in Fixed Income.

Client Service Information

Your Account Executive:ATT
ANDREW CARDINALI**Contact Information**
E-Mail Address:
customerservice@mbssecurities.com**Client Service Information**
Service Hours: Weekdays 09:00 a.m. - 05:00 p.m. (EST)
Client Service Telephone Number: (800) 967-9045
Web Site: WWW.MBSSECURITIES.COM

Your Account Information

INVESTMENT OBJECTIVE

Investment Objective: NONE SPECIFIED

Please discuss your investment objective with your Account Executive.

TAX LOT DEFAULT DISPOSITION METHOD

Default Method for Mutual Funds:

FIRST IN FIRST OUT

Default Method for Stocks in a Dividend Reinvestment Plan:

FIRST IN FIRST OUT

Default Method for all Other Securities:

FIRST IN FIRST OUT

BOND AMORTIZATION ELECTIONS

Amortize premium on taxable bonds based on Constant Yield Method: Yes

Accrual market discount method for all other bond types:

Constant Yield Method

Include market discount in income annually:

No

ELECTRONIC DELIVERY

You have not selected any account communications for electronic delivery. To register and turn off paper communications, log in to your account or contact your Account Executive for more information.

Portfolio Holdings

Description	Quantity	Market Price	Market Value	Accrued Interest	Estimated Annual Income	Estimated Yield
FIXED INCOME 100.00% of Portfolio (In Maturity Date Sequence)						
Certificates of Deposit						
LAKE CITY BK WARSAW IND CTF DEP ACT/365 MONTHLY 1.600% 03/22/19 B/E DTD 03/22/17 1ST CPN DTE 04/22/17 Security Identifier: 508176CH5	249,000.000	100.0990	249,246.51	98.24	3,984.00	1.59%
Total Certificates of Deposit:	249,000.000		\$249,246.51	\$98.24	\$3,984.00	
TOTAL FIXED INCOME	249,000.000		\$249,246.51	\$98.24	\$3,984.00	
				Accrued Interest	Estimated Annual Income	
			Market Value			
TOTAL PORTFOLIO HOLDINGS			\$249,246.51	\$98.24	\$3,984.00	

Portfolio Holdings Disclosures

Pricing

This section includes the net market value of the securities in your account on a settlement date basis, including short positions, at the close of the statement period. The market prices, unless otherwise noted, have been obtained from independent vendor services, which we believe to be reliable. Market prices do not constitute a bid or an offer, and may differ from the actual sale price. Securities for which a price is not available are marked "N/A" and are omitted from the Total.

THE AS OF PRICE DATE ONLY APPEARS WHEN THE PRICE DATE DOES NOT EQUAL THE STATEMENT DATE.

Activity Summary (All amounts shown are in base currency)

	Credits This Period	Debits This Period	Net This Period	Credits Year-to-Date	Debits Year-to-Date	Net Year-to-Date
Securities						
Securities Bought	0.00	-249,000.00	-249,000.00	0.00	-249,000.00	-249,000.00
Total Securities	\$0.00	-\$249,000.00	-\$249,000.00	\$0.00	-\$249,000.00	-\$249,000.00
Cash						
Deposits	249,000.00	0.00	249,000.00	249,000.00	0.00	249,000.00
Total Cash	\$249,000.00	\$0.00	\$249,000.00	\$249,000.00	\$0.00	\$249,000.00
Totals	\$249,000.00	-\$249,000.00	\$0.00	\$249,000.00	-\$249,000.00	\$0.00

Transactions by Type of Activity

Process/ Settlement Date	Trade/ Transaction Date	Activity Type	Description	Quantity	Price	Accrued Interest	Amount	Currency
Securities Bought and Sold								
03/22/17	03/07/17	PURCHASED 508176CH5	LAKE CITY BK WARSAW IND CTF DEP ACT/365 MONTHLY 1.600% 03/22/19 B/E DTD 03/22/17 YLD 1.600 TO MAT	249,000.000	100.0000		-249,000.00	USD
Total Securities Bought and Sold						\$0.00	-\$249,000.00	USD
Cash Withdrawals and Deposits								
03/23/17		FEDERAL FUNDS RECEIVED USD999997	THE HUNTINGTON NATIO 09189				249,000.00	USD
Total Cash Withdrawals and Deposits						\$0.00	\$249,000.00	USD
Total Value of Transactions						\$0.00	\$0.00	USD

The price and quantity displayed may have been rounded.

Messages

Pershing has been advised by your financial organization that it does not receive payment for directing order flow. See the Terms and Conditions section of your brokerage account statement for a description of Pershing's payment for order flow practices.

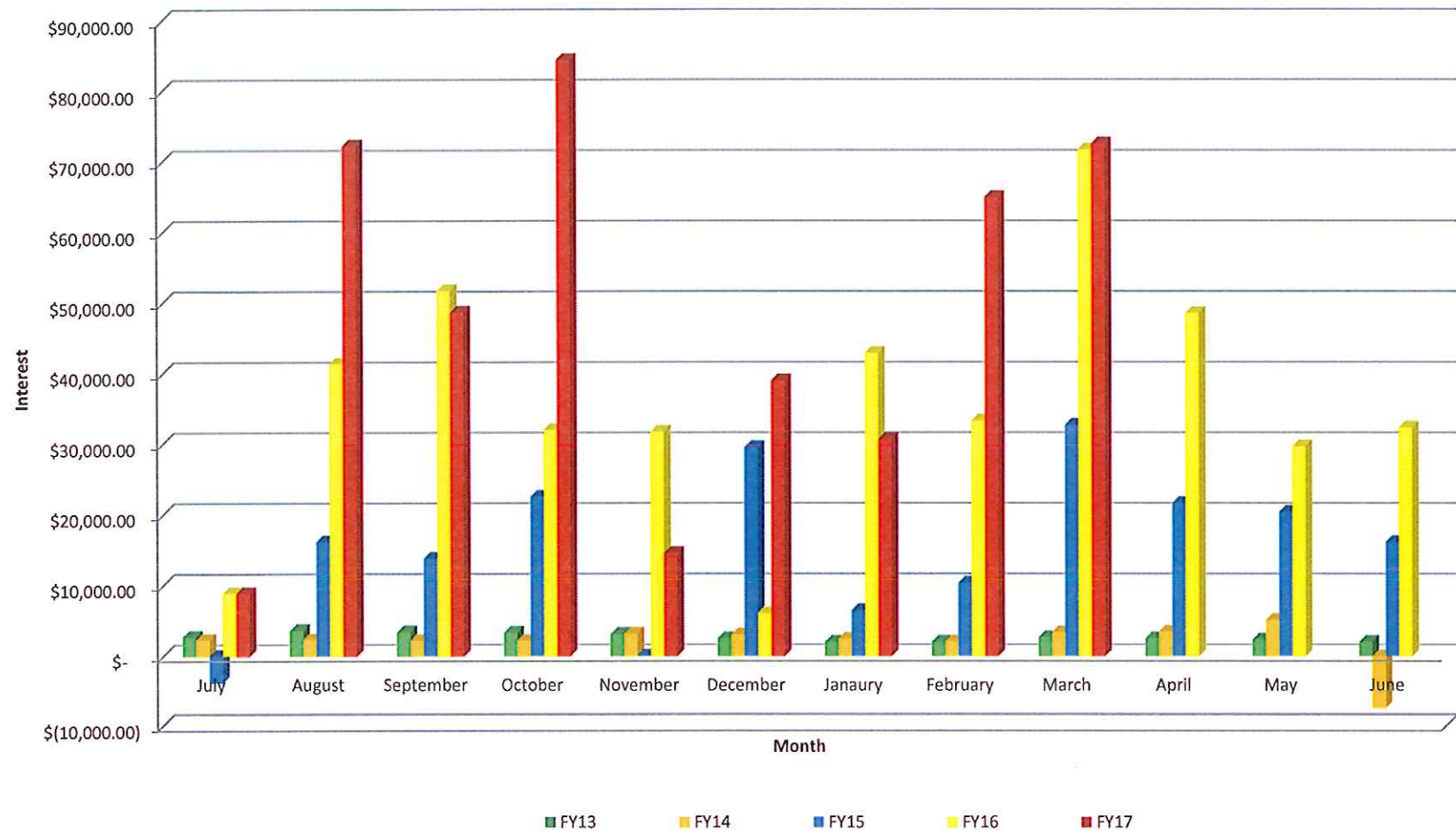
For additional information regarding order-routing practices and the venues to which your financial organization's orders are routed, you may visit www.orderroutingdisclosure.com.

Upon written request to your financial organization, you may obtain the identity of the venue to which your orders were routed for the six months prior to your request and the time of transactions that may have resulted from such orders.

Although a money market mutual fund seeks to preserve the value of your investment at \$1 per share, it is possible to lose money by investing in a money market mutual fund. Shares of a money market mutual fund or the balance of a bank deposit product held in your brokerage account may be liquidated upon request with the proceeds credited to your brokerage account. Please see the money market mutual fund's prospectus or the bank deposit product's disclosure document or contact your advisor for additional information. Pursuant to SEC Rule 10b-10(b)(1) confirmations are not sent for purchases into money market mutual funds processed on the sweep platform.

The U.S. will adopt a shortened settlement timeframe beginning with trade date September 5, 2017, for equities, corporate and municipal bonds, and unit investment trusts. Moving

Total Monthly Interest Earnings



F I N A N C I A L S U M M A R Y R E P O R T
Processing Month: March 2017
MEDINA CITY SCHOOL DISTRICT

Fnd	Scc	Description	Beginning Balance	MTD Revenues	FYTD Revenues	MTD Expenditures	FYTD Expenditures	Current Available Balance
001	0000	GENERAL FUND	37,712,097.32	3,606,742.69	63,863,228.96	5,700,151.15	53,293,980.30	48,281,345.98
002	0000	BOND RETIREMENT	1,168,689.28	55,063.03	1,419,875.80	8,963.03	1,347,401.66	1,241,163.42
002	9000	BOND RETIREMENT - NEW ELE	3,752,479.16	160,584.08	4,120,390.31	26,134.08	3,487,038.12	4,385,831.35
002	9012	LOCAL SALES TAX RETIREMEN	102,250.00	.00	1,245,918.75	.00	1,245,918.75	102,250.00
002	9014	CONSOLIDATION - ENERGY &	.07	.00	314,906.25	.00	314,906.21	.11
003	0000	PERMANENT IMPROVEMENT FUN	4,628.88	.00	122,000.00	.00	.00	126,628.88
003	9000	PERMANENT IMPROVEMENT FUN	989.14	.00	.00	.00	.00	989.14
003	9001	MEDINA CITY REC CENTER-PE	466,394.26	.00	138,000.00	.00	25,952.83	578,441.43
006	0000	LUNCHROOM FUND	89,701.54	254,928.61	1,705,983.24	235,317.59	1,776,114.22	19,570.56
007	9004	COLLINS SCHOLARSHIP/POST-	.97	23.77	16,023.77	.00	.00	16,024.74
007	9110	ART TRUST - GARFIELD	9,909.26	14.85	103.69	.00	.00	10,012.95
007	9333	RIOS STUDENT LEADER SCHOL	26,740.49	46.08	4,318.67	.00	.00	31,059.16
007	9901	BIXLER SCHOLARSHIP FUND	125.00	.00	.00	.00	.00	125.00
008	9002	KANEHL MUSIC TRUST	27,959.58	41.91	292.50	.00	.00	28,252.08
008	9003	RICHARD HOFFMAN COLLINS M	542,347.79	57,172.07	74,096.74	.00	.00	616,444.53
008	9112	ELAINE BUSHMAN FUND	16,635.23	322.69	735.02	.00	.00	17,370.25
009	9000	STAR	6,734.50	475.00	18,780.00	.00	.00	25,514.50
009	9110	UNIFORM SUPPLIES GARFIELD	8,877.57	362.01	4,129.01	79.23	2,651.24	10,355.34
009	9120	UNIFORM SUPPLIES - CANAVA	14,346.37	583.00	8,577.50	.00	11,214.57	11,709.30
009	9130	UNIFORM SUPPLIES - FENN	27,705.36	320.00	9,728.10	754.59	14,058.21	23,375.25
009	9140	UNIFORM SUPPLIES - HERITA	8,180.96	549.00	8,727.86	.00	12,623.06	4,285.76
009	9160	UNIFORM SUPPLIES - BLAKE	2,404.24	342.00	12,478.10	223.04	13,431.86	1,450.48
009	9170	UNIFORM SUPPLIES - RALPH	10,647.11	41.00	15,000.50	507.73	14,290.04	11,357.57
009	9180	UNIFORM SUPPLIES - ELIZA	10,770.06	208.65	10,060.71	130.04	13,250.21	7,580.56
009	9200	UNIFORM SUPPLIES - CLAGGE	68,442.74	823.00	19,916.99	39.63	33,486.21	54,873.52
009	9210	UNIFORM SUPPLIES - A.I. R	19,515.85	781.50	25,467.75	22.10	31,988.23	12,995.37
009	9300	UNIFORM SUPPLIES - SENIOR	69,257.47	2,388.75	86,497.74	7,373.17	92,521.99	63,233.22
009	9304	AVIATION/PHOTOGRAPHY	3.87	.00	.00	.00	.00	3.87
014	9016	MEDINA CNTY JUV DET CNTR	93,334.19	4,410.00	131,394.40	21,687.29	214,523.05	10,205.54
014	9111	CFIT FY11	5,550.01	.00	.00	.00	.00	5,550.01
014	9115	EVOLVE FY 15	20,524.40	.00	.00	.00	20,524.40	.00
014	9116	EVOLVE FY 16	296,597.39	27,550.00	250,899.40	68,725.55	465,373.58	82,123.21
016	0000	EMERGENCY LEVY	10,664,446.47	621,484.11	7,311,029.58	318,035.44	2,682,798.98	15,292,677.07
018	0000	PRINT SHOP	6,683.33	.00	.00	.00	.00	6,683.33
018	9000	PUBLIC SCHOOL SUPPORT - S	16.70	.00	.00	.00	.00	16.70
018	9110	PRINCIPAL'S FUND - GARFIE	33,745.23	691.75	2,824.56	608.60	2,823.83	33,745.96
018	9111	GARFIELD SCHOOL STORE	867.30	.00	.00	.00	50.00	817.30
018	9113	GARFIELD MEDIA CENTER	645.76	.00	60.24	.00	11.23	694.77
018	9120	PRINCIPAL - CANAVAN	49,493.16	2,364.50	6,606.25	445.87	3,370.15	52,729.26
018	9122	CANAVAN SCHOOL STORE	586.69	.00	.00	.00	.00	586.69
018	9123	BOOK FAIR - CANAVAN	9,358.76	.00	4,106.81	55.36	5,667.41	7,798.16
018	9130	PRINCIPAL - FENN	40,148.86	942.50	11,077.89	708.32	16,748.52	34,478.23
018	9132	FENN SCHOOL STORE	907.38	60.85	464.54	271.35	800.10	571.82
018	9133	BOOK FAIR - FENN	8,089.98	17.59	90.66	.00	7,964.74	215.90
018	9135	MEDINA SKI TEAM - DISTRIC	7,501.68	.00	3,050.00	5,142.49	5,142.49	5,409.19
018	9140	PRINCIPAL'S FUND - HERITA	28,164.94	979.00	5,496.77	2,344.34	3,174.28	30,487.43

Date: 4/06/17

FINANCIAL SUMMARY REPORT
Processing Month: March 2017
MEDINA CITY SCHOOL DISTRICT

Page: 2
(FINSUM)

Fnd	Sc	Description	Beginning Balance	MTD Revenues	FYTD Revenues	MTD Expenditures	FYTD Expenditures	Current Available Balance
018	9143	HERITAGE MEDIA CENTER	15,479.53	.00	5,171.69	.00	5,326.16	15,325.06
018	9160	PRINCIPAL'S FUND - H G BL	42,919.81	673.50	5,802.39	219.94	10,710.72	38,011.48
018	9161	LEADER IN ME - BLAKE	3,656.43	.00	.00	.00	.00	3,656.43
018	9163	BLAKE MEDIA CENTER	16,105.84	43.06	5,273.09	57.85	1,607.09	19,771.84
018	9170	PRINCIPALS FUND - RALPH W	68,266.80	2,895.50	11,560.44	973.55	8,067.01	71,760.23
018	9171	WAITE SCHOOL STORE	50.00	.00	.00	.00	.00	50.00
018	9173	MEDIA CENTER RALPH WAITE	5,248.50	.00	8,561.47	620.46	8,302.10	5,507.87
018	9174	FIELD TRIPS RALPH WAITE E	11,388.97	50.00	2,593.75	.00	.00	13,982.72
018	9180	PRINCIPALS FUND ELIZA NOR	39,441.68	792.00	5,069.30	472.21	4,150.52	40,360.46
018	9181	NORTHROP ELEMENTARY SCHOO	1,719.44	.00	.00	.00	.00	1,719.44
018	9183	MEDIA CENTER ELIZA NORTHR	6,080.59	21.94	6,091.57	141.83	4,529.39	7,642.77
018	9184	FIELD TRIPS ELIZA NORTHR	146.00	.00	.00	.00	.00	146.00
018	9200	PRINCIPAL'S FUND - CLAGGE	90,721.01	6,437.58	17,289.68	3,482.13	15,942.33	92,068.36
018	9203	CLAGGETT M.S. MEDIA CENTE	3,474.75	50.48	4,331.59	.00	3,051.88	4,754.46
018	9210	PRINCIPAL'S FUND - ROOT M	18,522.52	257.67	8,867.61	2,350.62	8,175.11	19,215.02
018	9211	ROOT M.S. MEDIA CENTER	8,259.28	68.88	3,494.10	.00	2,799.21	8,954.17
018	9212	ROOT M.S. - WASHINGTON TR	355.00	.00	.00	.00	.00	355.00
018	9213	SPECIAL FUNDRAISER - ROOT	.00	.00	36,985.00	.00	22,987.19	13,997.81
018	9300	PRINCIPAL'S FUND - SENIOR	82,036.10	2,152.93	51,233.86	1,048.71	53,372.31	79,897.65
018	9301	MEDIA CENTER FUND	1,372.80	24.00	44.00	38.00	12.00	1,404.80
018	9302	SPECIAL FUNDRAISER - SENI	37,086.18	.00	.00	.00	.00	37,086.18
018	9303	PERFORMING ARTS	111,087.98	5,002.00	27,503.00	4,656.93	64,578.86	74,012.12
018	9304	BATTLING BEES BOOKSTORE	12,452.52	1,446.43	10,512.16	641.97	9,041.28	13,923.40
018	9305	FLEXIBLE CREDIT FUND	7,124.67	.00	350.00	.00	240.11	7,234.56
018	9900	INSERVICE - CENTRAL	3,702.01	.00	.00	.00	.00	3,702.01
018	9901	PUBLIC SCHOOL SUPPORT - I	10,119.35	.00	.00	.00	4,735.63	5,383.72
018	9902	INSERVICE - SUPERINTENDEN	24,720.92	.00	.00	.00	.00	24,720.92
018	9903	BOARD/STUDENT DEVELOPMENT	2,800.00	.00	.00	.00	.00	2,800.00
018	9904	WELLNESS FUND	502.00	.00	.00	.00	.00	502.00
018	9905	PUBLIC SCHOOL SUPPORT/STU	48,134.12	.00	16,000.00	.00	6,207.79	57,926.33
018	9906	COMMUNICATIONS - PUBLIC S	504.69	25.00	2,861.00	.00	2,488.50	877.19
018	9910	MAINTENANCE DEPARTMENT	3,902.36	.00	.00	.00	.00	3,902.36
018	9920	TRSP FUND	2,882.18	.00	.00	.00	22.00	2,904.18
018	9930	Resource Connection	1,500.00	.00	.00	.00	.00	1,500.00
019	9000	ADAMH GRANT	.00	.00	6,000.00	798.00	3,591.00	2,409.00
019	9017	MCDAC GRANT FY17	.00	.00	61,776.00	12,905.91	82,479.11	20,703.11
019	9018	LOWE'S LIGHT UP GARFIELD	48.08	.00	.00	.00	.00	48.08
019	9020	RIF PROGRAM GRANT - NORTH	400.73	.00	.00	.00	.00	400.73
019	9021	JENNINGS - BLAKE - BRYNIA	.82	.00	.00	.00	.00	.82
019	9023	PUBLIC EDUCATION LEADERSH	.01	.00	.00	.00	.00	.01
019	9029	MARTHA HOLDEN JENNINGS GR	6.82	.00	.00	.00	.00	6.82
019	9030	PERFORMANCE BASED ASSESSM	79.76	.00	.00	.00	.00	79.76
019	9031	PBA FY11	256.96	.00	.00	.00	.00	256.96
019	9113	ACS-HACH CHEMISTRY GRANT	96.34	.00	.00	.00	.00	96.34
019	9180	PPG INNOVATIVE CLASSROOM	15.31	.00	.00	.00	.00	15.31
019	9213	VIDEO CLUB GRANT - MHS	2.82	.00	.00	.00	.00	2.82

Date: 4/06/17

F I N A N C I A L S U M M A R Y R E P O R T
Processing Month: March 2017
MEDINA CITY SCHOOL DISTRICT

Page: 3
(FINSUM)

Fnd	Scc	Description	Beginning Balance	MTD Revenues	FYTD Revenues	MTD Expenditures	FYTD Expenditures	Current Available Balance
019	9313	JENNINGS - NORTHROP - MIL	13.86	.00	.00	.00	.00	13.86
019	9413	3M AND OTHER GRANT	152.03	.00	.00	.00	.00	152.03
019	9513	NEA STUDENT ACHIEVEMENT G	191.88	.00	.00	.00	.00	191.88
019	9613	FUEL UP - CONDOSTA - ROOT	1,068.05	.00	.00	.00	.00	1,068.05
019	9715	FUEL UP - BLAKE	28.57	.00	500.00	.00	.00	528.57
020	9001	TRANSPORTATION ENTERPRISE	50,739.50	3,580.40	11,772.54	75.95	3,317.56	59,194.48
022	9000	Unclaimed funds	20,657.98	474.30-	9,062.16	.00	2,259.04	27,461.10
022	9093	DIVERSION PROGRAM FED MON	1,000.00	.00	.00	.00	.00	1,000.00
022	9094	DIVERSION PROGRAM - FED.	1,000.00	.00	.00	.00	.00	1,000.00
022	9300	OH HIGH SCHOOL ATH ASSOC	396.90	8,192.00	38,897.69	.00	30,003.23	9,291.36
024	9001	MEDICAL AND DRUG/SELF INS	5,566,015.91	708,115.37	6,375,355.24	655,963.14	5,867,547.69	6,073,823.46
024	9002	DENTAL SELF INSURANCE FUN	428,655.30	54,708.10	424,551.99	55,070.66	491,020.25	362,187.04
024	9094	FLEX PRO	28,702.24	18,666.06	122,079.45	13,513.80	105,303.84	45,477.85
027	0000	WORKMANS COMP.-SELF INS	158,639.01	10,925.10	107,218.63	8,729.24	101,776.64	164,081.00
071	9013	LOCAL SALES TAX PERMANENT	2,774,714.21	.00	2,290,570.60	21,755.13-	2,192,931.48	2,872,353.33
200	9110	GARFIELD STUDENT COUNCIL/	1,543.81	2.11	47.94	.00	167.32	1,424.43
200	9121	ELLA CANAVAN STUDENT COUN	797.51	1.45	374.75	.00	195.42	976.84
200	9134	FENN STUDENT BUSINESS	8.44	.01	.01	.00	.00	8.45
200	9140	STUDENT COUNCIL - HERITAG	145.43	.22	1.52	.00	.00	146.95
200	9184	NORTHROP ELEMENTARY STUDE	46.56	.07	.49	.00	.00	47.05
200	9185	K-KIDS KIWANIS ACTIVITY C	3,491.72	10.47	2,111.87	81.84	1,914.31	3,689.28
200	9202	CLAGGETT MIDDLE SCH. STUD	4,873.63	7.17	3,395.44	116.97	3,434.87	4,834.20
200	9204	CLAGGETT MIDDLE SCHOOL CH	.02	.70	472.70	.00	.00	472.72
200	9205	CLAGGETT MIDDLE SCH. BUIL	1,648.77	2.54	291.15	77.93	227.08	1,712.84
200	9209	CLAGGETT MIDDLE SCHOOL DR	13,490.81	6,320.80	6,436.28	1,009.60	3,304.59	16,622.50
200	9251	PEP CLUB - ROOT M.S.	641.08	.00	3.26	.00	644.34	.00
200	9252	CHEERLEADERS - ROOT M.S.	39.90	.06	.42	.00	.00	40.32
200	9253	BUILDERS' CLUB - ROOT M.S	3,124.53	4.68	32.70	.00	.00	3,157.23
200	9256	DRAMA CLUB - ROOT M.S.	2,872.46	13.60	3,715.59	1,328.93	2,815.01	3,773.04
200	9257	ENVIRONMENTAL CLUB - ROOT	11.77	.29	181.01	.00	.00	192.78
200	9258	STUDENT COUNCIL - ROOT M.	2,810.29	4.14	609.85	12.90	629.36	2,790.78
200	9301	YOUNG AMERICANS FOR FREED	53.80	1,582.43	1,582.91	.00	.00	1,636.71
200	9302	ART CLUB	131.52	.20	1.38	.00	.00	132.90
200	9303	AMERICAN FIELD SERVICE	355.81	.53	3.72	.00	.00	359.53
200	9304	CAREER ASSOCIATION	238.50	.36	2.50	.00	.00	241.00
200	9305	CHEMCLUB	290.00	1.43	770.65	.00	99.40	961.25
200	9307	CHOIR	43,170.39	2,210.81	9,830.46	1,840.87	18,754.23	34,246.62
200	9308	COMPUTER CLUB	67.77	.11	3.47	.00	.00	71.24
200	9310	DELTA EPSILON PHI - NAT'L	.45	.00	.00	.00	.00	.45
200	9312	DRAMA CLUB	36,435.09	198.66	6,990.20	.00	3,884.65	39,540.64
200	9315	LEADER WITHIN U	271.85	.41	2.84	.00	.00	274.69
200	9316	FRENCH CLUB	8.71	.00	.00	.00	.00	8.71
200	9318	GIRLS LEADERSHIP CLUB	2,245.31	4.82	1,648.73	.00	641.75	3,252.29
200	9321	KEY CLUB	18,397.17	12,873.25	16,614.38	613.03-	3,293.30	31,718.25
200	9323	MEDINAMITE	677.24	98.62	104.58	.00	25.00	756.82
200	9324	MEDINIAN	17,957.73	98.93	14,625.06	.00	6,342.02	26,240.77

Date: 4/06/17

F I N A N C I A L S U M M A R Y R E P O R T
Processing Month: March 2017
MEDINA CITY SCHOOL DISTRICT

Page: 4
(FINSUM)

Fnd	Scc	Description	Beginning Balance	MTD Revenues	FYTD Revenues	MTD Expenditures	FYTD Expenditures	Current Available Balance
200	9325	MUSIC - BAND	22,133.13	2,769.38	6,239.53	510.00	7,221.92	21,150.74
200	9326	NATIONAL HONOR SOCIETY	6,363.12	9.43	66.22	.00	75.85	6,353.49
200	9327	ORCHESTRA	20,288.76	30.00	1,547.21	133.55	1,616.50	20,219.47
200	9330	SCIENCE OLYMPIAD CLUB	134.41	.20	1.40	.00	.00	135.81
200	9331	SKI CLUB	2.87	.00	.02	.00	.00	2.89
200	9332	SPANISH CLUB	6,707.94	12.56	5,697.37	109.08	3,936.66	8,468.65
200	9333	STUDENT COUNCIL	37,553.60	1,545.77	37,986.27	4,214.74	32,938.62	42,601.25
200	9334	WORK STUDY CLUB	5,216.12	7.82	54.57	.00	.00	5,270.69
200	9335	LATIN CLUB	1,730.05	2.45	4,686.67	.00	4,766.24	1,650.48
200	9336	INTERACT ORGANIZATION	1,582.87	2.37	16.55	.00	.00	1,599.42
200	9337	AMERICAN SIGN LANGUAGE CL	94.40	5.25	131.42	.00	60.53	165.29
200	9339	SPEECH/DEBATE CLUB	13,031.75	3,685.39	31,092.81	545.00	20,267.80	23,856.76
200	9340	S. A. D. D.	921.81	2.39	799.38	.00	111.95	1,609.24
200	9345	INTERNATIONAL CLUB	4,703.71	7.05	49.20	.00	.00	4,752.91
200	9346	PENGUIN BOWL/NOSB	4.42	.38	251.35	.00	.00	255.77
200	9350	TECHNOLOGY CLUB	500.57	40.22	912.10	130.00	1,266.91	145.76
200	9351	THE JUNIOR STATESMEN OF A	1,171.92	1.76	12.28	.00	.00	1,184.20
200	9352	VIDEO CLUB - SR HI	7,415.10	8.20	988.32	1,424.20	2,878.50	5,524.92
200	9353	CHINESE CLUB	615.00	1.08	316.41	.00	204.98	726.43
200	9355	GAY STRAIGHT ALLIANCE	892.90	1.58	476.11	.00	305.48	1,063.53
200	9380	V O F T	37,882.99	2,321.18	4,028.09	14,477.23	17,521.50	24,389.58
200	9416	CLASS OF 2016	2,562.68	3.62	25.27	.00	147.58	2,440.37
200	9417	CLASS OF 2017	7,127.47	8.44	3,935.27	.00	5,372.91	5,689.83
200	9418	CLASS OF 2018	4,171.26	29.60	18,319.41	2,125.11	2,535.33	19,955.34
200	9419	CLASS OF 2019	2,492.78	5.89	1,567.84	.00	93.62	3,967.00
200	9420	CLASS OF 2020	.00	3.14	2,118.83	.00	.00	2,118.83
200	9999	GENERIC STUDENT ACTIV. FD	.01	.00	.00	.00	.00	.01
300	0000	ATHLETIC FUND	230,620.84	5,947.15	282,924.03	32,414.11	325,305.20	188,239.67
300	9110	GARFIELD FIELD TRIPS	.00	1,090.00	1,090.00	.00	100.00	990.00
300	9120	CANAVAN FIELD TRIP	.00	1,650.00	2,140.00	.00	995.97	1,144.03
300	9121	WORLD WATCHER'S CLUB	7,362.04	.00	.00	.00	.00	7,362.04
300	9130	FENN FIELD TRIPS	.00	.00	5,700.00	.00	5,700.00	.00
300	9140	HERITAGE FIELD TRIPS	.00	.00	4,133.60	.00	4,133.60	.00
300	9160	BLAKE FIELD TRIPS	.00	3,615.00	6,570.00	.00	100.00	6,470.00
300	9170	WAITE FIELD TRIPS	.00	.00	8,772.00	.00	7,500.00	1,272.00
300	9180	NORTHROP FIELD TRIPS	.00	459.00	2,462.00	.00	1,588.00	874.00
300	9201	CLAGGETT MIDDLE SCH. BAND	33,086.59	.00	24,430.50	.00	22,749.91	34,767.18
300	9202	CLAGGETT MIDDLE SCH. ORCH	223.00	.00	35.00	.00	.00	258.00
300	9203	CLAGGETT MIDDLE SCHOOL LI	370.00	.00	.00	.00	.00	370.00
300	9204	CLAGGETT M.S. CHOIR FUND	634.10	.00	.00	.00	.00	634.10
300	9208	CLAGGETT - 6TH GRADE TRIP	16,875.76	2,752.00	85,109.83	.00	100,525.64	1,459.95
300	9250	ROOT M.S. BAND FUND	20,601.72	.00	13,468.00	95.00	14,468.71	19,601.01
300	9251	ROOT M.S. ORCHESTRA FUND	923.15	.00	305.00	.00	.00	1,228.15
300	9252	ROOT M.S. CHOIR FUND	3,270.15	.00	.00	.00	.00	3,270.15
300	9253	ROOT M.S. BEEHIVE	185.44	101.02	452.54	.00	177.69	460.29
300	9258	ROOT - DISTRICT SUPERVISE	100,628.78	24,212.75	30,998.53	.00	102,977.85	28,649.46

Date: 4/06/17

F I N A N C I A L S U M M A R Y R E P O R T
Processing Month: March 2017
MEDINA CITY SCHOOL DISTRICT

Page: 5
(FINSUM)

Fnd	Scc	Description	Beginning Balance	MTD Revenues	FYTD Revenues	MTD Expenditures	FYTD Expenditures	Current Available Balance
300	9259	ROOT DANCE TEAM	528.00	.00	.00	.00	.00	528.00
300	9302	BOYS VOLLEYBALL	5,764.98	.00	.00	80.00	1,030.00	4,734.98
300	9303	HUDDLE/SHUDDLE	1,499.99	.00	1,430.00	.00	567.97	2,362.02
300	9304	LINK CREW	4,001.73	.00	163.00	1,080.31	2,811.76	1,352.97
300	9305	MHS DANCE TEAM	1,100.54	331.50	1,088.50	250.00	488.50	1,700.54
300	9313	DRAMA/MUSICAL	22,193.65	7,587.30	8,137.90	.00	18,344.38	11,987.17
300	9325	BAND - DISNEYLAND	9,300.98	.00	.00	.00	1,446.86	7,854.12
300	9334	BEEHIVE CAFE	19,753.77	2,073.26	17,670.55	2,187.83	18,477.17	18,947.15
300	9380	V O F T	640.58	.00	.00	.00	.00	640.58
300	9390	GLOBAL TRIPS	.00	754.00	1,078.00	.00	.00	1,078.00
401	9000	ST FRANCIS - MOBILE UNIT	.00	.00	254,658.73	.00	254,658.73	.00
401	9016	AUXILIARY FUNDS/ST FRANCI	72,853.82	.00	.00	.00	65,406.27	7,447.55
401	9017	AUXILIARY FUNDS/ST FRANCI	.00	248.07	386,743.44	28,660.85	219,525.07	167,218.37
401	9026	AUX FUNDS NURTURY	6,163.05	.00	.00	.00	509.00	5,654.05
401	9027	AUX FUNDS NURTURY	.00	12.22	13,938.43	770.00	5,701.49	8,236.94
401	9036	AUX FUNDS MCA	30,788.77	.00	.00	.00	28,228.70	2,560.07
401	9037	AUX FUNDS MCA	.00	76.99	139,803.05	4,978.36	87,903.75	51,899.30
401	9046	AUX FUNDS KIDS COUNTRY	8,134.86	.00	.00	.00	6,740.63	1,394.23
401	9047	AUX FUNDS KIDS COUNTRY	.00	19.37	13,060.08	.00	.00	13,060.08
401	9066	SM WONDERS	1,644.12	.00	.00	.00	.00	1,644.12
432	9097	MANAGE. INFO. SYS. FUND	.80	.00	.00	.00	.00	.80
450	9008	SCHOOLNET PLUS FY2008: GR	1.00	.00	.00	.00	.00	1.00
451	9013	CONNECTIVITY 2013	800.00	.00	.00	.00	.00	800.00
451	9017	CONNECTIVITY FY17	.00	9,900.00	19,800.00	.00	.00	19,800.00
452	9008	SCHOOLNET PROFESSIONAL DE	66.15	.00	.00	.00	.00	66.15
463	9017	ALT ED	.00	7,338.30	25,673.24	3,669.15	29,342.39	3,669.15-
499	9012	INTERN PSYCH FY12	45.81	.00	.00	.00	.00	45.81
499	9013	INTERN PSYCH FY13	39.97	.00	.00	.00	.00	39.97
499	9024	LOCAL GOVERNMENT INNOVATI	7,750.00	.00	.00	.00	.00	7,750.00
499	9039	INTERN PSYCHOLOGIST GRANT	2.20	.00	.00	.00	.00	2.20
499	9112	E-TECH BLENDED LEARNING G	321.71	.00	.00	.00	.00	321.71
506	9014	RESIDENT EDUCATOR GRANT	950.00	.00	.00	.00	.00	950.00
516	9015	TITLE VI-B	2,690.82	.00	.00	.00	.00	2,690.82
516	9016	TITLE VI-B	115,909.61	.00	200,227.51	.00	316,187.22	50.10-
516	9017	TITLE VI-B	.00	256,959.23	817,560.23	135,370.01	952,930.24	135,370.01-
551	9117	TITLE III LEP	.00	10,097.52	10,097.52	.00	11,019.47	921.95-
572	9016	TITLE I	70,036.18	.00	78,400.77	.00	148,436.95	.00
572	9017	TITLE I	.00	103,772.34	301,675.08	41,232.99	342,908.07	41,232.99-
572	9116	TITLE I-D	10,650.20	.00	18,943.48	.00	29,590.85	2.83
572	9117	TITLE I-D	.00	7,491.99	29,546.08	7,769.35	37,315.43	7,769.35-
587	9016	PRESCHOOL	1,827.00	.00	3,161.06	.00	4,988.06	.00
587	9017	PRESCHOOL	.00	4,513.32	16,664.31	2,424.97	19,074.02	2,409.71-
590	9016	TITLE II-A	9,110.54	.00	27,715.75	.00	36,826.29	.00
590	9017	TITLE II-A	.00	17,810.47	81,613.32	11,178.32	95,395.85	13,782.53-
599	9016	CHILD NUTRITION SCHOOL EQ	.00	.00	6,500.00	.00	6,500.00	.00

Date: 4/06/17

FINANCIAL SUMMARY REPORT
Processing Month: March 2017
MEDINA CITY SCHOOL DISTRICT

Page: 6
(FINSUM)

Fnd	Scd	Description	Beginning Balance	MTD Revenues	FYTD Revenues	MTD Expenditures	FYTD Expenditures	Current Available Balance
		Grand Total All Funds	66,309,645.53	6,126,724.51	93784,835.88	7,432,647.25	77752,706.72	82341,774.69
		Total Invested Funds	.00					

Date: 4/06/2017

C H E C K R E G I S T E R
Processing Month: March 2017
MEDINA CITY SCHOOL DISTRICT

Page: 1
(CHKREG)

Check#	Check Date	Org Sta	Vendor Paid	Check Amount	Status Date
007622	03/07/2017	M/M	MEMO - MEDICAL MUTUAL	78,996.56	
007623	03/14/2017	M/M	MEMO - U.S. BANK PURCHASE CARD	9,489.81	
007624	03/14/2017	M/M	MEMO - MEDICAL MUTUAL	194,014.81	
007625	03/13/2017	M/M	ARBITERPAY	10,000.00	
007626	03/10/2017	M/M	MEMO MET LIFE INSURANCE	4,612.22	
007627	03/10/2017	M/M	OHIO DEPT OF ED - MEMO CK	95,684.66	
007628	03/06/2017	M/M	GORDON FOOD SERVICE	17,107.73	
007629	03/06/2017	M/M	GORDON FOOD SERVICE	3,591.12	
007630	03/23/2017	M/M	SYSCO CLEVELAND INC	35,043.82	
007631	03/23/2017	M/M	SYSCO CLEVELAND INC	2,777.88	
007632	03/06/2017	M/M	MEMO - MEDICAL MUTUAL	82,122.24	
007633	03/28/2017	M/M	MEMO - MEDICAL MUTUAL	189,523.54	
007634	03/21/2017	M/M	MEMO - MEDICAL MUTUAL	111,305.99	
007635	03/24/2017	M/M	OHIO DEPT OF ED - MEMO CK	106,246.27	
007636	03/23/2017	M/M	MEMO MET LIFE INSURANCE	55,070.66	
007637	03/10/2017	M/M	MEMO - BUREAU WORK COMP	5,466.31	
007638	03/24/2017	M/M	MEMO - BUREAU WORK COMP	5,458.79	
007639	03/24/2017	M/M	MEMO -MEDINA CITY SCHOOLS	621,751.31	
007640	03/10/2017	M/M	MEMO - FIRST MERIT BANK	26,770.04	
007641	03/24/2017	M/M	MEMO - FIRST MERIT BANK	26,767.55	
007642	03/10/2017	M/M	MEMO --S T R S	73,061.33	
007643	03/10/2017	M/M	MEMO --S E R S	3,346.88	
007644	03/24/2017	M/M	MEMO --S T R S	72,506.19	
007645	03/24/2017	M/M	MEMO --S E R S	3,536.10	
007646	03/31/2017	M/M	MEMO - BUREAU WORK COMP	8,729.24	
007647	03/31/2017	M/M	MEMO - P & A ADMINISTRATIVE	12,807.10	
007648	03/31/2017	M/M	MEMO --S T R S	447,090.00	
007649	03/31/2017	M/M	MEMO --S E R S	105,454.14	
616078	03/07/2017	W/R	COPLEY HIGH SCHOOL	50.00	03/13/2017
616079	03/07/2017	W/R	MEDINA CITY SCHOOLS	50.00	03/09/2017
616080	03/07/2017	W/R	COPLEY HIGH SCHOOL	50.00	03/15/2017
616081	03/10/2017	W/R	ST BALDRICK'S FOUNDATION	2,040.68	03/31/2017
616082	03/13/2017	W/W	ADLER TEAM SPORTS	2,094.40	
616083	03/13/2017	W/R	ADVANCE AUTO PARTS	295.50	03/17/2017
616084	03/13/2017	W/R	AIR TRAINING SOLUTIONS	199.80	03/23/2017
616085	03/13/2017	W/R	AIR RITE SERVICE COMPANY	563.40	03/15/2017
616086	03/13/2017	W/R	AIRGAS USA, LLC	20.57	03/17/2017
616087	03/13/2017	W/R	AKRON BEARING COMPANY, INC.	845.75	03/22/2017
616088	03/13/2017	W/R	AKRON RACERS	325.00	03/22/2017
616089	03/13/2017	W/R	ALBRIGHT SECURITY CENTER, INC.	6.83	03/17/2017
616090	03/13/2017	W/R	ALICE TRAINING INSTITUTE, LLC	2,650.00	03/17/2017
616091	03/13/2017	W/R	ALLIED CABLE	7,383.00	03/17/2017
616092	03/13/2017	W/R	ALLIED EQUIPMENT COMPANY	1,994.43	03/17/2017
616093	03/13/2017	W/R	AMAZON.COM	6,351.37	03/22/2017
616094	03/13/2017	W/R	ANDREA BRYAN	44.98	03/13/2017
616095	03/13/2017	W/R	ANGELA NUCKOLS	990.00	03/13/2017
616096	03/13/2017	W/R	ANTHONY BELSITO	504.00	03/15/2017
616097	03/13/2017	W/R	APPLIED MSS	119.40	03/22/2017
616098	03/13/2017	W/R	ARCH ANGLE WINDOW AND DOOR LLC	2,294.00	03/22/2017
616099	03/13/2017	W/R	ARMSTRONG	482.19	03/20/2017
616100	03/13/2017	W/R	ARMSTRONG CABLE	189.90	03/17/2017
616101	03/13/2017	W/R	ARROW UNIFORM	580.34	03/17/2017

Date: 4/06/2017

C H E C K R E G I S T E R
Processing Month: March 2017
MEDINA CITY SCHOOL DISTRICT

Page: 2
(CHKREG)

Check#	Check Date	Org Sta	Vendor Paid	Check Amount	Status Date
616102	03/13/2017	W/R	ASCD	269.00	03/22/2017
616103	03/13/2017	W/R	B&H PHOTO-VIDEO	350.08	03/22/2017
616104	03/13/2017	W/V	BARNES & NOBLE EDUCATION, INC	7,165.09	03/13/2017
616105	03/13/2017	W/R	BASA	200.00	03/17/2017
616106	03/13/2017	W/R	BLICK ART MATERIALS LLC	305.14	03/20/2017
616107	03/13/2017	W/R	BLYNNSCAPES	2,500.00	03/20/2017
616108	03/13/2017	W/R	BOB ROGERS TRAVEL	999.00	03/22/2017
616109	03/13/2017	W/R	BOOKSOURCE	1,021.65	03/17/2017
616110	03/13/2017	W/R	DAIRYMENS	5,730.53	03/20/2017
616111	03/13/2017	W/R	BRADFORD SCOTT QUADE	85.00	03/13/2017
616112	03/13/2017	W/R	BRICKER & ECKLER LLP	4,152.00	03/17/2017
616113	03/13/2017	W/R	BUEHLER'S MARKETS	483.78	03/17/2017
616114	03/13/2017	W/R	C MARTIN TRUCKING	1,262.02	03/22/2017
616115	03/13/2017	W/R	CAPP USA, INC.	760.63	03/20/2017
616116	03/13/2017	W/R	CARA R COUGHLIN	352.50	03/13/2017
616117	03/13/2017	W/R	DOMINIC'S PIZZA	247.00	03/20/2017
616118	03/13/2017	W/R	CENTRAL INSTRUMENT CO.	182.45	03/17/2017
616119	03/13/2017	W/R	CHANEY ELECTRONICS	58.90	03/20/2017
616120	03/13/2017	W/R	CHELSEA MITCHELL	351.91	03/13/2017
616121	03/13/2017	W/R	CHEMICAL PEOPLE OF MEDINA	500.00	03/20/2017
616122	03/13/2017	W/R	CINTAS CORPORATION	221.25	03/22/2017
616123	03/13/2017	W/R	CITY OF MEDINA	35,021.51	03/17/2017
616124	03/13/2017	W/R	CITY OF MEDINA	14,623.43	03/17/2017
616125	03/13/2017	W/R	COLUMBIA GAS OF OHIO, INC	53.12	03/22/2017
616126	03/13/2017	W/R	COMDOC, INC.	204.90	03/17/2017
616127	03/13/2017	W/R	CONSUMER REPORTS	30.00	03/27/2017
616128	03/13/2017	W/R	CR & J SALES, INC	837.00	03/22/2017
616129	03/13/2017	W/R	CROSS THREAD SOLUTIONS LLC	116.75	03/22/2017
616130	03/13/2017	W/R	CROSSROADS ASPHALT	589.95	03/29/2017
616131	03/13/2017	W/R	DAMON INDUSTRIES INC	63.90	03/17/2017
616132	03/13/2017	W/R	DARLENE SPARKS	54.76	03/13/2017
616133	03/13/2017	W/R	DEBBRA LANEVILLE	69.87	03/13/2017
616134	03/13/2017	W/R	DEBORAH REED	32.78	03/13/2017
616135	03/13/2017	W/R	DEMCO, INC.	93.88	03/17/2017
616136	03/13/2017	W/R	DEREK CROOKS	120.00	03/28/2017
616137	03/13/2017	W/R	DISCOUNT SCHOOL SUPPLY	240.96	03/22/2017
616138	03/13/2017	W/W	DOMINO'S PIZZA	816.00	
616139	03/13/2017	W/R	EASTER SEALS NORTHERN OHIO	770.00	03/22/2017
616140	03/13/2017	W/R	EASY GRAPHICS CORP	2,120.00	03/20/2017
616141	03/13/2017	W/R	EDUCATIONAL FURNITURE LLC	3,664.00	03/22/2017
616142	03/13/2017	W/R	ENHANCED FITNESS & PERFORMANCE	160.00	03/27/2017
616143	03/13/2017	W/R	ENTERPRISE FLEET MGMT INC.	9,110.24	03/22/2017
616144	03/13/2017	W/R	ERICKA KOTT	34.76	03/22/2017
616145	03/13/2017	W/R	FASTENAL COMPANY	8.37	03/17/2017
616146	03/13/2017	W/R	FEDERAL EXPRESS CORP	11.90	03/20/2017
616147	03/13/2017	W/R	FLOWER GALLERY LLC	221.00	03/27/2017
616148	03/13/2017	W/R	FRAN SCHOEN	6,656.00	03/20/2017
616149	03/13/2017	W/R	FRONTIER	5,647.11	03/20/2017
616150	03/13/2017	W/R	GEAUGA COUNTY EDUCATIONAL	4,083.84	03/17/2017
616151	03/13/2017	W/R	NAPA AUTOMOTIVE PARTS & SERVIC	142.97	03/20/2017
616152	03/13/2017	W/R	GIONINO'S PIZZARIA	86.70	03/22/2017
616153	03/13/2017	W/R	GOODWILL INDUSTRIES AKRON INC	2,886.00	03/13/2017

Date: 4/06/2017

C H E C K R E G I S T E R
Processing Month: March 2017
MEDINA CITY SCHOOL DISTRICT

Page: 3
(CHKREG)

Check#	Check Date	Org Sta	Vendor Paid	Check Amount	Status Date
616154	03/13/2017	W/R	GORDON FOOD SERVICE	172.67	03/22/2017
616155	03/13/2017	W/R	GORDON FOOD SERVICE	18.88	03/22/2017
616156	03/13/2017	W/R	GRAINGER SUPPLY CO	155.37	03/20/2017
616157	03/13/2017	W/R	GREAT LAKES BIOMEDICAL LTD	247.00	03/17/2017
616158	03/13/2017	W/R	GREATER CLEVE COORD OF GIFTED	25.00	03/17/2017
616159	03/13/2017	W/R	GREATER MEDINA CHAMBER	18.00	03/31/2017
616160	03/13/2017	W/R	PIZZA HUT INC	273.00	03/30/2017
616161	03/13/2017	W/R	HARPLEY CS LLC	1,100.00	03/13/2017
616162	03/13/2017	W/R	HEALTHCARE BILLING SERVICES	107.97	03/17/2017
616163	03/13/2017	W/R	ICANDI GRAPHICS	440.25	03/23/2017
616164	03/13/2017	W/R	ICE CREAM SPECIALTIES INC	1,016.18	03/15/2017
616165	03/13/2017	W/R	IRC TEAM SPORTS	372.96	03/30/2017
616166	03/13/2017	W/R	JACQUELINE WILAND	81.28	03/13/2017
616167	03/13/2017	W/R	JANE WATT	15.83	03/13/2017
616168	03/13/2017	W/R	JENNIFER HOERGER	20.44	03/13/2017
616169	03/13/2017	W/R	JENNIFER ULMER	53.29	03/13/2017
616170	03/13/2017	W/R	JOSHEN PAPER & PACKAGING	1,227.55	03/17/2017
616171	03/13/2017	W/R	JULIA COPLEY	130.00	03/13/2017
616172	03/13/2017	W/R	JULIE MCCABE	87.95	03/13/2017
616173	03/13/2017	W/R	KAREN MCGINTY	28.83	03/13/2017
616174	03/13/2017	W/R	KELLI KNAPP	111.28	03/13/2017
616175	03/13/2017	W/R	SCHUTT RECONDITIONING	5,485.17	03/22/2017
616176	03/13/2017	W/R	LACROSSEBALLSTORE.COM	651.29	03/28/2017
616177	03/13/2017	W/R	LANGUAGE LEARNING ASSOCIATES	31,268.75	03/13/2017
616178	03/13/2017	W/R	LAWRENCE TECHNOLOGICAL UNIV.	200.00	03/27/2017
616179	03/13/2017	W/R	LIBERTY MUTUAL INSURANCE	10,000.00	03/28/2017
616180	03/13/2017	W/R	LISA L. GRAY	19.00	03/13/2017
616181	03/13/2017	W/R	LORI S KELLY	2,745.00	03/13/2017
616182	03/13/2017	W/R	MARCO'S PIZZA, INC	34.39	03/17/2017
616183	03/13/2017	W/R	MARY JARSTFER	37.94	03/13/2017
616184	03/13/2017	W/R	MCM ELECTRONICS	167.62	03/17/2017
616185	03/13/2017	W/R	MCMMASTER-CARR	321.48	03/17/2017
616186	03/13/2017	W/R	MCS FOOD SERVICE DEPT.	3,954.33	03/17/2017
616187	03/13/2017	W/R	MEDINA CITY SCHOOLS	14,620.00	03/17/2017
616188	03/13/2017	W/R	MEDINA COUNTY BOARD OF	5,639.16	03/22/2017
616189	03/13/2017	W/R	MEDINA COUNTY SANITARY	1,395.25	03/17/2017
616190	03/13/2017	W/R	MEDINA HARDWARE, INC	254.12	03/22/2017
616191	03/13/2017	W/R	MEGAN PERKINS	735.00	03/17/2017
616192	03/13/2017	W/R	META SOLUTIONS	11,769.02	03/20/2017
616193	03/13/2017	W/W	MICHAEL WESNER	360.00	
616194	03/13/2017	W/R	MIDLAND HARDWARE COMPANY	113.22	03/22/2017
616195	03/13/2017	W/R	MINE PAZITKA	105.61	03/13/2017
616196	03/13/2017	W/R	MNJ TECHNOLOGIES DIRECT INC.	1,452.80	03/17/2017
616197	03/13/2017	W/R	MONTVILLE POLICE DEPARTMENT	46.00	03/22/2017
616198	03/13/2017	W/R	MOVIE LICENSING USA	425.00	03/17/2017
616199	03/13/2017	W/W	MTM SIGNS	213.00	
616200	03/13/2017	W/R	MUSIC THERAPY ENRICHMENT	1,400.00	03/27/2017
616201	03/13/2017	W/R	MYRA BOWYER	210.00	03/22/2017
616202	03/13/2017	W/R	NEOIAAA	170.00	03/20/2017
616203	03/13/2017	W/R	NICHOLAS CERIMELE	17.34	03/13/2017
616204	03/13/2017	W/R	NICKLES BAKERY	2,200.22	03/17/2017
616205	03/13/2017	W/R	OAESA	275.00	03/17/2017

Date: 4/06/2017

C H E C K R E G I S T E R
Processing Month: March 2017
MEDINA CITY SCHOOL DISTRICT

Page: 4
(CHKREG)

Check#	Check Date	Org Sta	Vendor Paid	Check Amount	Status Date
616206	03/13/2017	W/R	OASBO	1,275.00	03/17/2017
616207	03/13/2017	W/R	OHIO EDISON COMPANY	25,389.54	03/17/2017
616208	03/13/2017	W/W	OHIO HIGH SCHOOL GOLF COACHES	25.00	
616209	03/13/2017	W/W	OHIO IB - OHIO ASSOC OF INTL	200.00	
616210	03/13/2017	W/R	OHIO SCHOOL BOARDS ASSOC	340.00	03/22/2017
616211	03/13/2017	W/R	OHIO STATE BAR ASSOCIATION	100.00	03/22/2017
616212	03/13/2017	W/R	ORIENTAL TRADING COMPANY	145.79	03/20/2017
616213	03/13/2017	W/R	OWEN M COUGHLIN, JR.	420.00	03/22/2017
616214	03/13/2017	W/R	P & A ADMINISTRATIVE SERVICES	355.20	03/17/2017
616215	03/13/2017	W/R	PAUL KIDD	105.61	03/13/2017
616216	03/13/2017	W/R	PEPSI-COLA COMPANY	141.28	03/20/2017
616217	03/13/2017	W/R	CAFETERIA-PEPSI COLA ORDERS	598.30	03/20/2017
616218	03/13/2017	W/R	PIONEER VALLEY BOOKS	626.67	03/23/2017
616219	03/13/2017	W/R	PITNEY BOWES INC	1,289.51	03/20/2017
616220	03/13/2017	W/R	US POSTAL SERVICE	225.00	03/22/2017
616221	03/13/2017	W/R	QUILL CORPORATION	149.95	03/23/2017
616222	03/13/2017	W/R	REBECCA GIBSON	61.38	03/13/2017
616223	03/13/2017	W/R	REDTREE INVESTMENT GROUP	1,496.03	03/17/2017
616224	03/13/2017	W/R	REINHARDT SUPPLY COMPANY	815.20	03/17/2017
616225	03/13/2017	W/R	RETTIG MUSIC, INC.	247.10	03/28/2017
616226	03/13/2017	W/R	RJ VERNAK REFRIGERATION	1,535.00	03/17/2017
616227	03/13/2017	W/R	SANDRA DEBNAR	15.49	03/13/2017
616228	03/13/2017	W/R	SANSON COMPANY	4,276.90	03/17/2017
616229	03/13/2017	W/R	CLASSROOM DIRECT	253.35	03/17/2017
616230	03/13/2017	W/R	SCHOOL SPECIALTY, INC	2,011.04	03/17/2017
616231	03/13/2017	W/R	SENDERO THERAPIES, INC.	21,492.40	03/13/2017
616232	03/13/2017	W/R	SHARON OLTERSDORF	97.05	03/13/2017
616233	03/13/2017	W/R	SHELLEY MACK	620.00	03/13/2017
616234	03/13/2017	W/R	SMETZER'S TIRE CENTER, INC.	595.53	03/17/2017
616235	03/13/2017	W/R	SMITH PETERS KALAIL CO., LPA	3,140.40	03/15/2017
616236	03/13/2017	W/R	SOLUTIONS BEHAVIORAL	13,706.11	03/20/2017
616237	03/13/2017	W/R	SPORTS EQUIPMENT SPECIALISTS	615.00	03/17/2017
616238	03/13/2017	W/R	STANDARD WELDING & STEEL	226.25	03/17/2017
616239	03/13/2017	W/R	STAPLES BUSINESS ADVANTAGE	95.42	03/17/2017
616240	03/13/2017	W/R	STEPHANIE BESHIRE	199.99	03/13/2017
616241	03/13/2017	W/R	STEVE BALL CIVIL WAR MUSIC	200.00	03/17/2017
616242	03/13/2017	W/R	STEVEN MISHLER	7.18	03/13/2017
616243	03/13/2017	W/R	STORY EQUIPMENT SALES, INC.	5,577.37	03/15/2017
616244	03/13/2017	W/R	SUBURBAN SCHOOL	48,367.00	03/27/2017
616245	03/13/2017	W/R	SUPERIOR PRINTING, INC.	136.83	03/20/2017
616246	03/13/2017	W/R	TALBERT'S COMMERCIAL PRODUCTS	870.06	03/17/2017
616247	03/13/2017	W/R	TEACHER DIRECT	105.80	03/17/2017
616248	03/13/2017	W/R	TECHNOLOGY ENGINEERING	14,251.25	03/13/2017
616249	03/13/2017	W/R	THE MISSING PIECE LLC	543.75	03/17/2017
616250	03/13/2017	W/R	AUDITOR OF STATE'S OFFICE	2,737.10	03/17/2017
616251	03/13/2017	W/R	OHIO DEPARTMENT OF COMMERCE	53.25	03/20/2017
616252	03/13/2017	W/R	TREASURER, STATE OF OHIO	918.27	03/17/2017
616253	03/13/2017	W/R	VERIZON BUSINESS	841.95	03/22/2017
616254	03/13/2017	W/R	VIDEO SERVICE OF AMERICA	875.24	03/17/2017
616255	03/13/2017	W/R	WENDI CLARDY	36.28	03/13/2017
616256	03/13/2017	W/R	WOLFF BROS. SUPPLY, INC.	2,743.81	03/17/2017
616257	03/13/2017	W/R	YOST EQUIPMENT SALES &	224.00	03/17/2017

Date: 4/06/2017

C H E C K R E G I S T E R
Processing Month: March 2017
MEDINA CITY SCHOOL DISTRICT

Page: 5
(CHKREG)

Check#	Check Date	Org Sta	Vendor Paid	Check Amount	Status Date
616258	03/13/2017	W/R	ZINKAN ENTERPRISES, INC.	2,400.00	03/17/2017
616259	03/15/2017	W/W	UNIVERSITY OF AKRON	50.00	
616260	03/15/2017	W/R	WOODWARD ACADEMY	400.00	03/22/2017
616261	03/15/2017	W/V	UNIVERSITY OF AKRON	50.00	03/27/2017
616262	03/20/2017	W/R	4IMPRINT INC	315.43	03/27/2017
616263	03/20/2017	W/R	ADVANCE AUTO PARTS	425.08	03/27/2017
616264	03/20/2017	W/R	AIRGAS USA, LLC	27.82	03/27/2017
616265	03/20/2017	W/R	AKRON CHILDRENS HOSPITAL	61.49	03/30/2017
616266	03/20/2017	W/R	ALBRIGHT SECURITY CENTER, INC.	9.75	03/23/2017
616267	03/20/2017	W/R	AMERICAN TIME & SIGNAL COMPANY	428.84	03/27/2017
616268	03/20/2017	W/R	AMY LLOYD	77.93	03/20/2017
616269	03/20/2017	W/R	ANDERSON'S	1,890.52	03/27/2017
616270	03/20/2017	W/R	ANGELA NUCKOLS	510.00	03/20/2017
616271	03/20/2017	W/R	ANTHONY BELSITO	216.00	03/22/2017
616272	03/20/2017	W/R	APOLLO PEST CONTROL COMPANY	568.00	03/27/2017
616273	03/20/2017	W/R	APPLIED MAINTENANCE SUPPLIES	360.79	03/23/2017
616274	03/20/2017	W/R	ARDENT PIANO	70.00	03/28/2017
616275	03/20/2017	W/R	ARROW UNIFORM	1,601.28	03/27/2017
616276	03/20/2017	W/R	BARNES & NOBLE BOOKSELLERS,	1,972.48	03/28/2017
616277	03/20/2017	W/R	BARNES & NOBLE EDUCATION, INC	565.05	03/29/2017
616278	03/20/2017	W/R	BARNES & NOBLE BOOKSELLERS	620.46	03/28/2017
616279	03/20/2017	W/R	BOBBIE FOY	110.00	03/20/2017
616280	03/20/2017	W/R	BOOKSOURCE	4,351.29	03/27/2017
616281	03/20/2017	W/R	DAIRYMENS	2,705.38	03/27/2017
616282	03/20/2017	W/R	BUEHLER'S MARKETS	31.70	03/27/2017
616283	03/20/2017	W/R	CARDINAL BUS SALES &	73.42	03/23/2017
616284	03/20/2017	W/R	CARRIE SCHRECK	44.84	03/20/2017
616285	03/20/2017	W/R	CENTERRA CO-OP	15,616.70	03/27/2017
616286	03/20/2017	W/R	CHELSEA MITCHELL	21.91	03/20/2017
616287	03/20/2017	W/R	CINTAS FIRST AID & SAFETY	155.45	03/28/2017
616288	03/20/2017	W/R	CINTAS CORPORATION	265.81	03/28/2017
616289	03/20/2017	W/R	CITY OF MEDINA	5,211.25	03/23/2017
616290	03/20/2017	W/R	COLLINCARESCURECANCER CORP	1,000.00	03/27/2017
616291	03/20/2017	W/R	CONNEY SAFETY PRODUCTS	1,764.00	03/27/2017
616292	03/20/2017	W/R	COURTNEY COURTNEY	19.52	03/20/2017
616293	03/20/2017	W/R	CROWN TROPHY OF MEDINA	14.00	03/23/2017
616294	03/20/2017	W/R	DANIEL SMITH	28.89	03/27/2017
616295	03/20/2017	W/R	DARLENE SPARKS	38.86	03/20/2017
616296	03/20/2017	W/R	DAVID HAMMAN	39.54	03/20/2017
616297	03/20/2017	W/R	DEBRA HICKS	54.82	03/20/2017
616298	03/20/2017	W/R	DEMCO, INC.	58.32	03/27/2017
616299	03/20/2017	W/R	DISCOUNT MAGAZINE	1,009.68	03/27/2017
616300	03/20/2017	W/R	EASY GRAPHICS CORP	2,739.27	03/27/2017
616301	03/20/2017	W/R	ELENA B PLACE	70.00	03/28/2017
616302	03/20/2017	W/R	ESC OF MEDINA COUNTY	68.62	03/23/2017
616303	03/20/2017	W/R	FASTENAL COMPANY	102.28	03/28/2017
616304	03/20/2017	W/R	FBN SYSTEMS, INC.	130.00	03/27/2017
616305	03/20/2017	W/R	FLAGHOUSE, INC.	249.95	03/28/2017
616306	03/20/2017	W/R	FLINN SCIENTIFIC, INC.	413.12	03/23/2017
616307	03/20/2017	W/R	FRONTIER	608.74	03/28/2017
616308	03/20/2017	W/R	NAPA AUTOMOTIVE PARTS & SERVIC	305.49	03/27/2017
616309	03/20/2017	W/R	GORDON FOOD SERVICE	311.39	03/27/2017

Date: 4/06/2017

C H E C K R E G I S T E R
Processing Month: March 2017
MEDINA CITY SCHOOL DISTRICT

Page: 6
(CHKREG)

Check#	Check Date	Org Sta	Vendor Paid	Check Amount	Status Date
616310	03/20/2017	W/R	GRAINGER SUPPLY CO	77.78	03/27/2017
616311	03/20/2017	W/R	GRIZZLY AUTO & TIRE	60.00	03/27/2017
616312	03/20/2017	W/R	HAYLEY TOERЕК	26.98	03/20/2017
616313	03/20/2017	W/R	HEINEMANN	514.50	03/27/2017
616314	03/20/2017	W/R	ICANDI GRAPHICS	188.00	03/23/2017
616315	03/20/2017	W/R	ICE CREAM SPECIALTIES INC	265.16	03/23/2017
616316	03/20/2017	W/R	JANEEN LISTON	42.24	03/20/2017
616317	03/20/2017	W/R	JAYNE MILLER	95.22	03/27/2017
616318	03/20/2017	W/R	JENIFER SCOTT	19.83	03/20/2017
616319	03/20/2017	W/R	JESSICA NIEMANTSVERDRIET	288.55	03/20/2017
616320	03/20/2017	W/R	JESSICA SCHAFFER MEMORIAL FUND	1,500.00	03/30/2017
616321	03/20/2017	W/R	JOSTEN'S INC	1,988.60	03/27/2017
616322	03/20/2017	W/R	JULIE GARAFOLLO	40.47	03/20/2017
616323	03/20/2017	W/W	JULIE WILLIAMS	4,393.13	
616324	03/20/2017	W/R	JW PEPPER & SON, INC.	200.99	03/27/2017
616325	03/20/2017	W/R	KAREN McGINTY	33.49	03/20/2017
616326	03/20/2017	W/R	KATHLEEN KRAMER	21.45	03/20/2017
616327	03/20/2017	W/R	KATHY MARRAS	19.90	03/20/2017
616328	03/20/2017	W/R	KIM HALLOCK	75.82	03/20/2017
616329	03/20/2017	W/R	LODI LUMBER CO	127.76	03/27/2017
616330	03/20/2017	W/R	LORI S KELLY	2,562.00	03/20/2017
616331	03/20/2017	W/R	MARCIA AGUIAR	133.64	03/28/2017
616332	03/20/2017	W/W	MATHCOUNTS REGISTRATION	220.00	
616333	03/20/2017	W/R	MCMASTER-CARR	75.94	03/23/2017
616334	03/20/2017	W/R	MCS FOOD SERVICE DEPT.	203.79	03/22/2017
616335	03/20/2017	W/R	MEDINA CITY SCHOOLS FOUNDATION	2,000.00	03/27/2017
616336	03/20/2017	W/R	MEDINA CITY SCHOOLS	7,820.52	03/27/2017
616337	03/20/2017	W/R	MEDINA GLASS COMPANY	113.26	03/27/2017
616338	03/20/2017	W/R	MEDINA GYMNASTICS ACADEMY, INC	2,300.00	03/27/2017
616339	03/20/2017	W/R	MEDINA HARDWARE, INC	50.01	03/28/2017
616340	03/20/2017	W/R	MEDINA TRACTOR SALES	347.00	03/23/2017
616341	03/20/2017	W/R	MEDINA VILLAGE FIRE VICTIMS	500.00	03/23/2017
616342	03/20/2017	W/R	MIDLAND HARDWARE COMPANY	56.72	03/23/2017
616343	03/20/2017	W/R	MINUTEMAN PRESS	510.00	03/27/2017
616344	03/20/2017	W/R	MONTVILLE POLICE DEPARTMENT	312.00	03/29/2017
616345	03/20/2017	W/R	MOTION INDUSTRIES INC	296.95	03/27/2017
616346	03/20/2017	W/R	MUSIC IS ELEMENTARY	55.90	03/27/2017
616347	03/20/2017	W/R	NANCY WOJCIAK	894.19	03/20/2017
616348	03/20/2017	W/R	NASCO	2,158.47	03/27/2017
616349	03/20/2017	W/W	EDUEVERYTHING INC	130.00	
616350	03/20/2017	W/R	PEARSON	206.70	03/27/2017
616351	03/20/2017	W/V	NICKLES BAKERY	1,043.16	03/20/2017
616352	03/20/2017	W/R	OHIO EDISON COMPANY	66,690.33	03/23/2017
616353	03/20/2017	W/R	OSLO SWITCH INC	494.43	03/27/2017
616354	03/20/2017	W/R	PAMELA DOWNEY	44.65	03/20/2017
616355	03/20/2017	W/R	DARICE INC/PAT CATAN'S	31.43	03/27/2017
616356	03/20/2017	W/R	CAFETERIA-PEPSI COLA ORDERS	325.54	03/28/2017
616357	03/20/2017	W/R	PIONEER VALLEY BOOKS	1,030.59	03/30/2017
616358	03/20/2017	W/R	PITSCO INC	407.70	03/27/2017
616359	03/20/2017	W/R	PLUMMASTER, INC.	66.43	03/27/2017
616360	03/20/2017	W/R	PRAXAIR	24.52	03/27/2017
616361	03/20/2017	W/R	PRO-ED, INC.	220.00	03/27/2017

Date: 4/06/2017

C H E C K R E G I S T E R
Processing Month: March 2017
MEDINA CITY SCHOOL DISTRICT

Page: 7
(CHKREG)

Check#	Check Date	Org Sta	Vendor Paid	Check Amount	Status Date
616362	03/20/2017	W/R	PROGRESSIVE BUSINESS PUBLIC.	312.10	03/27/2017
616363	03/20/2017	W/R	PROM NITE	98.92	03/27/2017
616364	03/20/2017	W/R	REINHARDT SUPPLY COMPANY	2,867.50	03/27/2017
616365	03/20/2017	W/R	RENTEQUIP, INC.	396.90	03/28/2017
616366	03/20/2017	W/R	RON KUNKEL	125.00	03/27/2017
616367	03/20/2017	W/R	SANDRA DEBNAR	26.91	03/20/2017
616368	03/20/2017	W/R	SANSON COMPANY	1,274.30	03/23/2017
616369	03/20/2017	W/R	SARGENT-WELCH LLC	39.00	03/23/2017
616370	03/20/2017	W/W	SC STRATEGIC SOLUTIONS LLC	180.00	
616371	03/20/2017	W/R	SCANTRON CORP.	82.95	03/27/2017
616372	03/20/2017	W/R	SCHOLASTIC INC	37.58	03/27/2017
616373	03/20/2017	W/R	SCHOLASTIC READING CLUB	36.00	03/27/2017
616374	03/20/2017	W/R	SCHOOL SPECIALTY, INC	718.19	03/27/2017
616375	03/20/2017	W/R	SCOTT SCRIVEN LLP	4,778.90	03/27/2017
616376	03/20/2017	W/R	SHERYL SCHRADER	37.74	03/20/2017
616377	03/20/2017	W/R	SHINDIGZ	32.98	03/27/2017
616378	03/20/2017	W/R	STANTON'S SHEET MUSIC INC	512.51	03/23/2017
616379	03/20/2017	W/R	STAPLES BUSINESS ADVANTAGE	141.60	03/27/2017
616380	03/20/2017	W/R	STUDENT SUPPLY	82.20	03/28/2017
616381	03/20/2017	W/R	SUPERIOR-SPEEDIE PORTABLE	188.00	03/29/2017
616382	03/20/2017	W/R	T & D FABRICATING, INC.	525.00	03/27/2017
616383	03/20/2017	W/R	TALBERT'S COMMERCIAL PRODUCTS	141.60	03/27/2017
616384	03/20/2017	W/R	THE CLEVELAND PLUMBING	106.50	03/22/2017
616385	03/20/2017	W/R	THE POST NEWSPAPER	237.50	03/23/2017
616386	03/20/2017	W/R	TRANSPORTATION ACCESSORIES	495.48	03/23/2017
616387	03/20/2017	W/R	OHIO DEPARTMENT OF COMMERCE	1,704.00	03/31/2017
616388	03/20/2017	W/R	US SCHOOL SUPPLY, INC.	271.35	03/27/2017
616389	03/20/2017	W/R	VERIZON WIRELESS	380.64	03/27/2017
616390	03/20/2017	W/R	VICTORIA KOCHER	42.63	03/20/2017
616391	03/20/2017	W/R	VIDEO SERVICE OF AMERICA	206.19	03/27/2017
616392	03/20/2017	W/R	WENDY GOOD	194.34	03/20/2017
616393	03/20/2017	W/R	WOLFF BROS. SUPPLY, INC.	769.21	03/23/2017
616394	03/23/2017	W/R	PIZZA HUT INC	820.00	03/30/2017
616395	03/23/2017	W/R	MEDINA HARDWARE, INC	375.81	03/28/2017
616396	03/23/2017	W/R	NICKLES BAKERY	223.16	03/30/2017
616397	03/30/2017	W/R	ABC THERAPY, LTD	15,000.00	03/31/2017
616398	03/30/2017	W/R	ADRIENNE RASTOK	29.00	03/31/2017
616399	03/30/2017	W/W	ADVANCE AUTO PARTS	87.90	
616400	03/30/2017	W/W	AIRGAS USA, LLC	59.87	
616401	03/30/2017	W/W	AKRON CHILDRENS HOSPITAL	23,565.20	
616402	03/30/2017	W/W	ALBRIGHT SECURITY CENTER, INC.	38.75	
616403	03/30/2017	W/R	ALEXANDRA MUSSELMAN	109.08	03/31/2017
616404	03/30/2017	W/R	ALLISON LEHMAN	9.97	03/31/2017
616405	03/30/2017	W/W	AMANDA HILLS DISTRIBUTION, INC	1,142.25	
616406	03/30/2017	W/R	ANDREE E WHITE	19.00	03/31/2017
616407	03/30/2017	W/R	ANGELA NUCKOLS	870.00	03/31/2017
616408	03/30/2017	W/R	ANGIE SELLARS	138.83	03/31/2017
616409	03/30/2017	W/W	ANTHONY BELSITO	216.00	
616410	03/30/2017	W/W	APEX MARKETING SOLUTIONS	2,804.75	
616411	03/30/2017	W/W	APPLE MOBILE LEASING, INC	10,000.00	
616412	03/30/2017	W/W	ARMSTRONG	482.19	
616413	03/30/2017	W/W	ARROW UNIFORM	1,401.98	

Date: 4/06/2017

C H E C K R E G I S T E R
Processing Month: March 2017
MEDINA CITY SCHOOL DISTRICT

Page: 8
(CHKREG)

Check#	Check Date	Org Sta	Vendor Paid	Check Amount	Status Date
616414	03/30/2017	W/W	BALL CHEMICAL & EQUIPMENT CO.	176.26	
616415	03/30/2017	W/W	BARNES & NOBLE BOOKSELLERS	997.25	
616416	03/30/2017	W/W	MONARCH SCHOOL	59,625.00	
616417	03/30/2017	W/W	BEYOND WORDS: MUSIC & DANCE	280.00	
616418	03/30/2017	W/W	BLICK ART MATERIALS LLC	684.60	
616419	03/30/2017	W/W	BOOKSOURCE	2,029.14	
616420	03/30/2017	W/W	DAIRYMENS	7,302.61	
616421	03/30/2017	W/R	BRADFORD SCOTT QUADE	60.00	03/31/2017
616422	03/30/2017	W/W	BRICKER & ECKLER LLP	1,500.00	
616423	03/30/2017	W/W	BUEHLER'S MARKETS	720.70	
616424	03/30/2017	W/W	CAPP USA, INC.	1,382.93	
616425	03/30/2017	W/W	CARDINAL BUS SALES &	133.87	
616426	03/30/2017	W/W	CB PRODUCTIONS	7,650.00	
616427	03/30/2017	W/W	CENTERRA CO-OP	14,557.20	
616428	03/30/2017	W/R	CHRISTINA HAMMAN	52.70	03/31/2017
616429	03/30/2017	W/W	CHRISTOPHER DAY	1,087.50	
616430	03/30/2017	W/W	CHRONICLE TELEGRAM	250.00	
616431	03/30/2017	W/W	CHUCK'S CUSTOM, LLC	216.54	
616432	03/30/2017	W/R	CINDY GRICE	45.00	03/31/2017
616433	03/30/2017	W/W	CINTAS CORPORATION	319.40	
616434	03/30/2017	W/W	CLEVELAND CLINIC ATWORK	754.00	
616435	03/30/2017	W/W	OHIO CERAMIC SUPPLY, INC.	180.00	
616436	03/30/2017	W/W	COLUMBIA GAS OF OHIO, INC	9,838.14	
616437	03/30/2017	W/W	COMMUNITY CALENDAR	125.00	
616438	03/30/2017	W/R	CORRIE HOFSTETTER	30.78	03/31/2017
616439	03/30/2017	W/W	CRANDALL COMPANY, INC	221.91	
616440	03/30/2017	W/W	DAKTRONICS	314.00	
616441	03/30/2017	W/W	DANIELLE L STEVENS	250.00	
616442	03/30/2017	W/R	DARCY RANALLO	171.41	03/31/2017
616443	03/30/2017	W/R	DARLENE SPARKS	22.48	03/31/2017
616444	03/30/2017	W/R	DAVID M CHAMBERS	299.17	03/31/2017
616445	03/30/2017	W/R	DEBBIE QUAIDER	17.92	03/31/2017
616446	03/30/2017	W/R	DEBBRA LANEVILLE	56.55	03/31/2017
616447	03/30/2017	W/W	DEMCO, INC.	763.54	
616448	03/30/2017	W/W	DEREK CROOKS	90.00	
616449	03/30/2017	W/W	DOMINO'S PIZZA	421.88	
616450	03/30/2017	W/W	EASY GRAPHICS CORP	14,227.80	
616451	03/30/2017	W/W	EDUCATIONAL SERVICE CENTER	33,894.00	
616452	03/30/2017	W/W	ELENA B PLACE	15.00	
616453	03/30/2017	W/R	ELIZABETH RISSMILLER	2,082.50	03/31/2017
616454	03/30/2017	W/W	EQUIPARTS	696.40	
616455	03/30/2017	W/W	ERIC L RICHARDSON	400.00	
616456	03/30/2017	W/W	ESC OF MEDINA COUNTY	89,566.72	
616457	03/30/2017	W/W	EXCEL DRYER, INC.	308.00	
616458	03/30/2017	W/W	FASTENAL COMPANY	53.47	
616459	03/30/2017	W/W	FBN SYSTEMS, INC.	3,727.00	
616460	03/30/2017	W/W	FOLLETT SCHOOL SOLUTIONS, INC.	4,330.50	
616461	03/30/2017	W/W	FRAN SCHOEN	5,056.00	
616462	03/30/2017	W/W	FRONTIER	5,007.02	
616463	03/30/2017	W/W	GARDINER SERVICE COMPANY	4,303.00	
616464	03/30/2017	W/W	NAPA AUTOMOTIVE PARTS & SERVIC	93.49	
616465	03/30/2017	W/V	GORDON FOOD SERVICE	371.34	03/31/2017

Date: 4/06/2017

C H E C K R E G I S T E R
Processing Month: March 2017
MEDINA CITY SCHOOL DISTRICT

Page: 9
(CHKREG)

Check#	Check Date	Org Sta	Vendor Paid	Check Amount	Status Date
616466	03/30/2017	W/V	GORDON FOOD SERVICE	209.12	03/31/2017
616467	03/30/2017	W/W	GREAT LAKES BIOMEDICAL LTD	551.00	
616468	03/30/2017	W/W	HARRISON FORD INC	131.20	
616469	03/30/2017	W/W	HEINEMANN	956.00	
616470	03/30/2017	W/W	HERSEL CREMEANS	100.00	
616471	03/30/2017	W/W	HUBERT COMPANY LLC	141.33	
616472	03/30/2017	W/W	ICE CREAM SPECIALTIES INC	664.22	
616473	03/30/2017	W/W	INNOVATIVE SOLUTIONS	1,965.00	
616474	03/30/2017	W/R	JACQUELINE WILAND	51.38	03/31/2017
616475	03/30/2017	W/W	JARROD FRY	142.77	
616476	03/30/2017	W/W	JAYNE MILLER	55.82	
616477	03/30/2017	W/R	JEANNE BLANKENSHIP	154.83	03/31/2017
616478	03/30/2017	W/R	JESSICA NIEMANTSVERDRIET	9.23	03/31/2017
616479	03/30/2017	W/W	JOHNSTONE SUPPLY INC.	1,401.33	
616480	03/30/2017	W/R	JORDAN OLSON	529.27	03/31/2017
616481	03/30/2017	W/W	JOSHEN PAPER & PACKAGING	504.50	
616482	03/30/2017	W/W	JOSTEN'S INC	556.43	
616483	03/30/2017	W/R	JULIA COPLEY	35.31	03/31/2017
616484	03/30/2017	W/W	JW PEPPER & SON, INC.	240.55	
616485	03/30/2017	W/R	KAREN McGINTY	35.96	03/31/2017
616486	03/30/2017	W/R	KATHLEEN KRAMER	18.18	03/31/2017
616487	03/30/2017	W/R	KATHY MARRAS	89.93	03/31/2017
616488	03/30/2017	W/W	KELE, INC.	384.08	
616489	03/30/2017	W/R	KEVIN DAUGHERTY	29.26	03/31/2017
616490	03/30/2017	W/W	KEVIN SPARKS	44.51	
616491	03/30/2017	W/R	LANGUAGE LEARNING ASSOCIATES	21,902.50	03/31/2017
616492	03/30/2017	W/W	LEARNING RESOURCES	104.95	
616493	03/30/2017	W/R	LISA KAISER	12.90	03/31/2017
616494	03/30/2017	W/W	LISA SANDERS	80.00	
616495	03/30/2017	W/W	LODI LUMBER CO	82.12	
616496	03/30/2017	W/R	LORI S KELLY	2,409.50	03/31/2017
616497	03/30/2017	W/W	MCMASTER-CARR	2,838.97	
616498	03/30/2017	W/W	MCS FOOD SERVICE DEPT.	252.85	
616499	03/30/2017	W/W	MEDINA CITY SCHOOLS	26,150.00	
616500	03/30/2017	W/W	MEDINA COUNTY CAREER CENTER	700.00	
616501	03/30/2017	W/W	MEDINA COUNTY PORT AUTHORITY	853.00	
616502	03/30/2017	W/W	MEDINA FARMERS EXCHANGE CO INC	553.28	
616503	03/30/2017	W/W	M-F ATHLETIC	243.90	
616504	03/30/2017	W/R	MICHELE LEUTHOLD	20.76	03/31/2017
616505	03/30/2017	W/W	MNJ TECHNOLOGIES DIRECT INC.	1,632.00	
616506	03/30/2017	W/W	MUSIC IN MOTION	53.95	
616507	03/30/2017	W/W	MYRA BOWYER	465.00	
616508	03/30/2017	W/R	NANCY WOJCIAK	115.41	03/31/2017
616509	03/30/2017	W/W	NASSP	95.00	
616510	03/30/2017	W/W	NICHOLAS BRANDON MACLARREN	360.00	
616511	03/30/2017	W/W	NICKLES BAKERY	1,552.32	
616512	03/30/2017	W/W	NORTHWEST ENERGY EFFICIENCY	65.00	
616513	03/30/2017	W/W	OHIO ASSOC OF STUDENT COUNCILS	120.00	
616514	03/30/2017	W/W	OHIO DEPT OF JOB &	1,739.54	
616515	03/30/2017	W/W	OHIO EDISON COMPANY	578.73	
616516	03/30/2017	W/W	ORIENTAL TRADING COMPANY	521.06	
616517	03/30/2017	W/W	OSBORNE MEDINA, INC.	253.62	

Date: 4/06/2017

C H E C K R E G I S T E R
Processing Month: March 2017
MEDINA CITY SCHOOL DISTRICT

Page: 10
(CHKREG)

Check#	Check Date	Org Sta	Vendor Paid	Check Amount	Status Date
616518	03/30/2017	W/W	OSPA-OHIO SCHOOL PSYCHOLOGISTS	945.00	
616519	03/30/2017	W/W	P & A ADMINISTRATIVE SERVICES	351.50	
616520	03/30/2017	W/R	PAMELA DOWNEY	239.00	03/31/2017
616521	03/30/2017	W/W	DARICE INC/PAT CATAN'S	38.34	
616522	03/30/2017	W/W	PAUL B ANDERSON II	700.00	
616523	03/30/2017	W/W	PCMG INC	170.00	
616524	03/30/2017	W/W	PENDER'S MUSIC COMPANY	64.60	
616525	03/30/2017	W/W	CAFETERIA-PEPSI COLA ORDERS	555.34	
616526	03/30/2017	W/W	PERSONNEL CONCEPTS	215.25	
616527	03/30/2017	W/W	PIONEER ATHLETICS	420.00	
616528	03/30/2017	W/W	PITNEY BOWES INC	303.98	
616529	03/30/2017	W/W	POINT SPRING & DRIVESHAFT CO	416.70	
616530	03/30/2017	W/W	PSI AFFILIATES, INC.	13,833.13	
616531	03/30/2017	W/W	RACHEL VIDA	36.36	
616532	03/30/2017	W/W	RADIO ENGINEERING INDUSTRIES	139.75	
616533	03/30/2017	W/R	REGINA COUGHLIN	175.00	03/31/2017
616534	03/30/2017	W/W	REINHARDT SUPPLY COMPANY	1,356.94	
616535	03/30/2017	W/W	ROJEN COMPANY	215.00	
616536	03/30/2017	W/W	ROWLEYS WHOLESALE	556.25	
616537	03/30/2017	W/W	S3 TECHNOLOGIES	260.00	
616538	03/30/2017	W/W	SANSON COMPANY	2,444.00	
616539	03/30/2017	W/W	SCHOLASTIC/SUPER SCIENCE MAG	58.76	
616540	03/30/2017	W/W	SCHOLASTIC READING CLUB	1,038.50	
616541	03/30/2017	W/W	SCHOOL NUTRITION ASSOCIATION	70.00	
616542	03/30/2017	W/W	CLASSROOM DIRECT	455.68	
616543	03/30/2017	W/W	SCHOOL SPECIALTY, INC	549.96	
616544	03/30/2017	W/W	SCRUBBER CITY INC	101.24	
616545	03/30/2017	W/W	SEAT SACK, INC.	40.56	
616546	03/30/2017	W/R	SHARON OLTERSDORF	97.05	03/31/2017
616547	03/30/2017	W/R	SHAYNA SAMOSKY	118.77	03/31/2017
616548	03/30/2017	W/W	SHERWIN WILLIAMS COMPANY	132.14	
616549	03/30/2017	W/R	SHERYL ALLEN	2.35	03/31/2017
616550	03/30/2017	W/W	SOLUTIONS BEHAVIORAL	13,072.07	
616551	03/30/2017	W/W	STANTON'S SHEET MUSIC INC	473.91	
616552	03/30/2017	W/W	STAPLES BUSINESS ADVANTAGE	97.50	
616553	03/30/2017	W/W	STORY EQUIPMENT SALES, INC.	5,672.89	
616554	03/30/2017	W/W	SUBURBAN SCHOOL	50,883.00	
616555	03/30/2017	W/W	TALBERT'S COMMERCIAL PRODUCTS	111.02	
616556	03/30/2017	W/R	TARA KILBURG	95.89	03/31/2017
616557	03/30/2017	W/W	TEACHER DIRECT	65.40	
616558	03/30/2017	W/R	TERRI BRADY	50.00	03/31/2017
616559	03/30/2017	W/W	THE CLEVELAND PLUMBING	117.77	
616560	03/30/2017	W/R	TIMOTHY BRACKEN	89.40	03/31/2017
616561	03/30/2017	W/W	TOTAL EDUCATION SOLUTIONS INC	7,213.08	
616562	03/30/2017	W/W	TRACY BROWN	360.00	
616563	03/30/2017	W/W	TRANSPORTATION ACCESSORIES	660.00	
616564	03/30/2017	W/W	TREASURER, STATE OF OHIO	6,381.63	
616565	03/30/2017	W/W	ULINE INC	260.71	
616566	03/30/2017	W/W	US GAMES	150.37	
616567	03/30/2017	W/W	VERIZON BUSINESS	883.39	
616568	03/30/2017	W/W	W.B. MASON CO., INC.	13,530.61	
616569	03/30/2017	W/W	WOLFF BROS. SUPPLY, INC.	7,470.80	

Date: 4/06/2017

C H E C K R E G I S T E R
Processing Month: March 2017
MEDINA CITY SCHOOL DISTRICT

Page: 11
(CHKREG)

Check#	Check Date	Org Sta	Vendor Paid	Check Amount	Status Date
616570	03/30/2017	W/W	ZINKAN ENTERPRISES, INC.	265.00	
616571	03/30/2017	B/B	KURT OR KATHERINE SCHAEFER	125.00	
616572	03/30/2017	B/B	DIANE BODNER	7.00	
616573	03/30/2017	B/B	CHRISSEY PODOLAK	2.00	
616574	03/30/2017	B/B	JENNIFER HAMMOND	15.00	
616575	03/30/2017	B/B	ALLISON ALLEN	10.00	
616576	03/30/2017	B/B	DIANE SHOCK	5.00	
616577	03/30/2017	B/B	KELLI MUCHOWSKI	5.00	
616578	03/30/2017	B/B	CONNIE DAUM	10.00	
616579	03/30/2017	B/B	KATE ILG	27.00	
616580	03/30/2017	B/B	SPRING FORTLAGE	17.00	
616581	03/30/2017	B/B	SCOTT LIBERTY	113.00	
616582	03/30/2017	B/B	BARBARA OR RYAN NAGY	2.00	
616583	03/30/2017	B/B	ROBERT METZGER	5.00	
616584	03/30/2017	B/B	JACINDA WOJNAROWSKY	100.00	
616585	03/30/2017	B/B	WILLIAM WARD	24.00	
616586	03/30/2017	B/B	GINA STILLO	36.00	
616587	03/30/2017	B/R	JENNIFER PLATO-HAYDEN	4.50	03/31/2017
616588	03/30/2017	B/B	JEANNE FREEMAN	5.00	
616589	03/30/2017	B/B	JENNIFER LETNER	15.00	
616590	03/30/2017	B/B	LISA BLOCKSOM	40.50	
616591	03/30/2017	B/B	LISA OR GREGORY FIKE	7.00	
616592	03/30/2017	B/B	ERIN OR STUART CORY	7.00	
616593	03/30/2017	B/B	NATALIYA ZAYCUICK	36.00	
616594	03/30/2017	B/B	STACY OR JAMES NEUMEYER	25.00	
616595	03/30/2017	B/B	SUSAN SMIGEL	20.00	
616596	03/30/2017	B/B	AMY OR IAN JONES	6.00	
616597	03/30/2017	B/B	BRIDGET PRIESTLY	6.00	
616598	03/30/2017	B/B	CATHY KREJCI	6.00	
616599	03/30/2017	B/B	DIONNA OR FERNANDO FERNANDEZ	6.00	
616600	03/30/2017	B/B	HEIDI OR CRAIG CURIE	6.00	
616601	03/30/2017	B/B	JENNIFER OR JIM VOGRIN	6.00	
616602	03/30/2017	B/B	LAURA DILLARD	6.00	
616603	03/30/2017	B/B	MICHAEL SCHINDLEY	6.00	
616604	03/30/2017	B/B	ROBERT BURES	6.00	
616605	03/30/2017	B/B	SUZANNE OR DAVID JOHNSON	6.00	
616606	03/30/2017	B/B	TERESA OR JAMIE NEWELL	6.00	
616607	03/30/2017	B/B	TINA OR RICHARD EDWARDS	2.00	
616608	03/30/2017	B/B	BARBARA BUSH	6.00	
942347	03/10/2017	C/C	MEMO -MEDINA CITY SCHOOLS	1,802,188.41	
942348	03/24/2017	C/C	MEMO -MEDINA CITY SCHOOLS	1,799,309.86	

Total Checks Issued \$ 7,129,329.04

Date: 04/05/17
Time: 3:42 pm

MEDINA CITY SCHOOL DISTRICT
Appropriation Account Summary
SORTED BY FUND-SCC

Page: 1
(APPSUM)

FYTD Appropriated	Prior FY Carryover Encumbrances	FYTD Expendable	FYTD Actual Expenditures	MTD Actual Expenditures	Current Encumbrances	FYTD Unencumbered Balance	FYTD Percent Exp/Enc
*****TOTAL FOR FUND-SCC 001 0000 (GENERAL FUND):							
70,257,584.72	1,245,163.02	71,502,747.74	53,293,980.30	5,700,151.15	1,902,390.38	16,306,377.06	77.19
=====							
*****TOTAL FOR FUND-SCC 002 0000 (BOND RETIREMENT):							
1,420,075.00	0.00	1,420,075.00	1,347,401.66	8,963.03	0.00	72,673.34	94.88
=====							
*****TOTAL FOR FUND-SCC 002 9000 (BOND RETIREMENT - NEW ELEM/SR HIGH):							
4,303,111.50	0.00	4,303,111.50	3,487,038.12	26,134.08	789,518.25	26,555.13	99.38
=====							
*****TOTAL FOR FUND-SCC 002 9012 (LOCAL SALES TAX RETIREMENT OF COPS):							
1,741,837.50	0.00	1,741,837.50	1,245,918.75	0.00	491,668.75	4,250.00	99.76
=====							
*****TOTAL FOR FUND-SCC 002 9014 (CONSOLIDATION - ENERGY & TRANSP NOTES):							
340,893.75	0.00	340,893.75	314,906.21	0.00	0.00	25,987.54	92.38
=====							
*****TOTAL FOR FUND-SCC 003 9001 (MEDINA CITY REC CENTER-PERMANENT IMPROV.):							
138,000.00	12,300.00	150,300.00	25,952.83	0.00	9,256.00	115,091.17	23.43
=====							
*****TOTAL FOR FUND-SCC 006 0000 (LUNCHROOM FUND):							
2,343,123.89	40,115.07	2,383,238.96	1,776,114.22	235,317.59	198,788.85	408,335.89	82.87
=====							
*****TOTAL FOR FUND-SCC 007 9004 (COLLINS SCHOLARSHIP/POST-GRADUATE):							
16,000.00	0.00	16,000.00	0.00	0.00	16,000.00	0.00	100.00
=====							
*****TOTAL FOR FUND-SCC 007 9333 (RIOS STUDENT LEADER SCHOLAR.):							
5,000.00	0.00	5,000.00	0.00	0.00	5,000.00	0.00	100.00
=====							
*****TOTAL FOR FUND-SCC 009 9000 (STAR):							
23,909.00	0.00	23,909.00	0.00	0.00	0.00	23,909.00	0.00
=====							

Date: 04/05/17
Time: 3:42 pm

MEDINA CITY SCHOOL DISTRICT
Appropriation Account Summary
SORTED BY FUND-SCC

Page: 2
(APPSUM)

FYTD Appropriated	Prior FY Carryover Encumbrances	FYTD Expendable	FYTD Actual Expenditures	MTD Actual Expenditures	Current Encumbrances	FYTD Unencumbered Balance	FYTD Percent Exp/Enc
*****TOTAL FOR FUND-SCC 009 9110 (UNIFORM SUPPLIES GARFIELD):							
9,688.50	369.74	10,058.24	2,651.24	79.23	1,611.18	5,795.82	42.38
=====							
*****TOTAL FOR FUND-SCC 009 9120 (UNIFORM SUPPLIES - CANAVAN):							
12,365.00	2,786.30	15,151.30	11,214.57	0.00	3,884.54	52.19	99.66
=====							
*****TOTAL FOR FUND-SCC 009 9130 (UNIFORM SUPPLIES - FENN):							
16,167.56	0.00	16,167.56	14,058.21	754.59	2,039.93	69.42	99.57
=====							
*****TOTAL FOR FUND-SCC 009 9140 (UNIFORM SUPPLIES - HERITAGE):							
11,305.00	0.00	11,305.00	12,623.06	0.00	0.00	1,318.06	111.66
=====							
*****TOTAL FOR FUND-SCC 009 9160 (UNIFORM SUPPLIES - BLAKE):							
14,818.50	0.00	14,818.50	13,431.86	223.04	1,385.11	1.53	99.99
=====							
*****TOTAL FOR FUND-SCC 009 9170 (UNIFORM SUPPLIES - RALPH WAITE ELEMENTARY):							
16,004.00	0.00	16,004.00	14,290.04	507.73	1,287.11	426.85	97.33
=====							
*****TOTAL FOR FUND-SCC 009 9180 (UNIFORM SUPPLIES - ELIZA NORTHROP ELEMENTARY):							
14,149.50	0.00	14,149.50	13,250.21	130.04	178.41	720.88	94.91
=====							
*****TOTAL FOR FUND-SCC 009 9200 (UNIFORM SUPPLIES - CLAGGETT MIDDLE SCHOOL):							
56,885.00	400.00	57,285.00	33,486.21	39.63	1,305.00	22,493.79	60.73
=====							
*****TOTAL FOR FUND-SCC 009 9210 (UNIFORM SUPPLIES - A.I. ROOT MIDDLE SCHOOL):							
41,542.00	173.06	41,715.06	31,988.23	22.10	2,100.27	7,626.56	81.72
=====							
*****TOTAL FOR FUND-SCC 009 9300 (UNIFORM SUPPLIES - SENIOR HIGH SCHOOL):							
171,054.00	9,668.95	180,722.95	92,521.99	7,373.17	24,796.55	63,404.41	64.92
=====							

Date: 04/05/17
Time: 3:42 pm

MEDINA CITY SCHOOL DISTRICT
Appropriation Account Summary
SORTED BY FUND-SCC

Page: 3
(APPSUM)

FYTD Appropriated	Prior FY Carryover Encumbrances	FYTD Expendable	FYTD Actual Expenditures	MTD Actual Expenditures	Current Encumbrances	FYTD Unencumbered Balance	FYTD Percent Exp/Enc
*****TOTAL FOR FUND-SCC 014 9016 (MEDINA CNTY JUV DET CNTR):							
281,341.00	0.00	281,341.00	214,523.05	21,687.29	0.00	66,817.95	76.25
=====							
*****TOTAL FOR FUND-SCC 014 9115 (EVOLVE FY 15):							
20,506.85	17.55	20,524.40	20,524.40	0.00	0.00	0.00	100.00
=====							
*****TOTAL FOR FUND-SCC 014 9116 (EVOLVE FY 16):							
637,754.74	27,869.88	665,624.62	465,373.58	68,725.55	9,209.32	191,041.72	71.30
=====							
*****TOTAL FOR FUND-SCC 016 0000 (EMERGENCY LEVY):							
3,648,076.12	0.00	3,648,076.12	2,682,798.98	318,035.44	21,562.60	943,714.54	74.13
=====							
*****TOTAL FOR FUND-SCC 018 9110 (PRINCIPAL'S FUND - GARFIELD):							
15,000.00	52.45	15,052.45	2,823.83	608.60	2,016.65	10,211.97	32.16
=====							
*****TOTAL FOR FUND-SCC 018 9111 (GARFIELD SCHOOL STORE):							
250.00	0.00	250.00	50.00	0.00	0.00	200.00	20.00
=====							
*****TOTAL FOR FUND-SCC 018 9113 (GARFIELD MEDIA CENTER):							
3,500.00	11.23	3,511.23	11.23	0.00	0.00	3,500.00	0.32
=====							
*****TOTAL FOR FUND-SCC 018 9120 (PRINCIPAL - CANAVAN):							
30,999.00	0.00	30,999.00	3,370.15	445.87	10,568.81	17,060.04	44.97
=====							
*****TOTAL FOR FUND-SCC 018 9122 (CANAVAN SCHOOL STORE):							
586.69	0.00	586.69	0.00	0.00	0.00	586.69	0.00
=====							
*****TOTAL FOR FUND-SCC 018 9123 (BOOK FAIR - CANAVAN):							
10,000.00	219.08	10,219.08	5,667.41	55.36	3,615.79	935.88	90.84
=====							

Date: 04/05/17
Time: 3:42 pm

MEDINA CITY SCHOOL DISTRICT
Appropriation Account Summary
SORTED BY FUND-SCC

Page: 4
(APPSUM)

FYTD Appropriated	Prior FY Carryover Encumbrances	FYTD Expendable	FYTD Actual Expenditures	MTD Actual Expenditures	Current Encumbrances	FYTD Unencumbered Balance	FYTD Percent Exp/Enc
*****TOTAL FOR FUND-SCC 018 9130 (PRINCIPAL - FENN):							
28,050.00	20,729.79	48,779.79	16,748.52	708.32	26,814.25	5,217.02	89.30
=====							
*****TOTAL FOR FUND-SCC 018 9132 (FENN SCHOOL STORE):							
1,000.00	0.00	1,000.00	800.10	271.35	15.27	184.63	81.54
=====							
*****TOTAL FOR FUND-SCC 018 9133 (BOOK FAIR - FENN):							
150.00	7,964.74	8,114.74	7,964.74	0.00	150.00	0.00	100.00
=====							
*****TOTAL FOR FUND-SCC 018 9135 (MEDINA SKI TEAM - DISTRICTWIDE):							
6,000.00	0.00	6,000.00	5,142.49	5,142.49	0.00	857.51	85.71
=====							
*****TOTAL FOR FUND-SCC 018 9140 (PRINCIPAL'S FUND - HERITAGE):							
23,700.00	2,303.47	26,003.47	3,174.28	2,344.34-	7,859.84	14,969.35	42.43
=====							
*****TOTAL FOR FUND-SCC 018 9143 (HERITAGE MEDIA CENTER):							
6,200.00	132.94	6,332.94	5,326.16	0.00	0.00	1,006.78	84.10
=====							
*****TOTAL FOR FUND-SCC 018 9160 (PRINCIPAL'S FUND - H G BLAKE):							
20,900.00	182.15	21,082.15	10,710.72	219.94	2,982.13	7,389.30	64.95
=====							
*****TOTAL FOR FUND-SCC 018 9163 (BLAKE MEDIA CENTER):							
5,000.00	194.65	5,194.65	1,607.09	57.85	2,500.00	1,087.56	79.06
=====							
*****TOTAL FOR FUND-SCC 018 9170 (PRINCIPALS FUND - RALPH WAITE ELEMENTARY):							
27,800.00	0.00	27,800.00	8,067.01	973.55	10,093.78	9,639.21	65.33
=====							
*****TOTAL FOR FUND-SCC 018 9173 (MEDIA CENTER RALPH WAITE ELEMENTARY):							
13,000.00	0.00	13,000.00	8,302.10	620.46	179.54	4,518.36	65.24
=====							

Date: 04/05/17
Time: 3:42 pm

MEDINA CITY SCHOOL DISTRICT
Appropriation Account Summary
SORTED BY FUND-SCC

Page: 5
(APPSUM)

FYTD Appropriated	Prior FY Carryover Encumbrances	FYTD Expendable	FYTD Actual Expenditures	MTD Actual Expenditures	Current Encumbrances	FYTD Unencumbered Balance	FYTD Percent Exp/Enc
*****TOTAL FOR FUND-SCC 018 9180 (PRINCIPALS FUND ELIZA NORTHROP ELEMENTARY):							
20,150.00	0.00	20,150.00	4,150.52	472.21	6,437.88	9,561.60	52.55
=====							
*****TOTAL FOR FUND-SCC 018 9181 (NORTHROP ELEMENTARY SCHOOL STORE):							
200.00	0.00	200.00	0.00	0.00	0.00	200.00	0.00
=====							
*****TOTAL FOR FUND-SCC 018 9183 (MEDIA CENTER ELIZA NORTHROP ELEMENTARY):							
5,500.00	0.00	5,500.00	4,529.39	141.83	0.00	970.61	82.35
=====							
*****TOTAL FOR FUND-SCC 018 9200 (PRINCIPAL'S FUND - CLAGGETT M.S.):							
31,550.00	3,317.55	34,867.55	15,942.33	3,482.13	8,052.27	10,872.95	68.82
=====							
*****TOTAL FOR FUND-SCC 018 9203 (CLAGGETT M.S. MEDIA CENTER):							
7,300.00	76.62	7,376.62	3,051.88	0.00	361.64	3,963.10	46.27
=====							
*****TOTAL FOR FUND-SCC 018 9210 (PRINCIPAL'S FUND - ROOT M.S.):							
28,000.00	731.59	28,731.59	8,175.11	2,350.62	14,973.15	5,583.33	80.57
=====							
*****TOTAL FOR FUND-SCC 018 9211 (ROOT M.S. MEDIA CENTER):							
4,050.00	320.41	4,370.41	2,799.21	0.00	85.00	1,486.20	65.99
=====							
*****TOTAL FOR FUND-SCC 018 9213 (SPECIAL FUNDRAISER - ROOT M.S.):							
32,000.00	0.00	32,000.00	22,987.19	0.00	1,605.00	7,407.81	76.85
=====							
*****TOTAL FOR FUND-SCC 018 9300 (PRINCIPAL'S FUND - SENIOR HIGH):							
48,200.00	42,365.78	90,565.78	53,372.31	1,048.71	30,978.92	6,214.55	93.14
=====							
*****TOTAL FOR FUND-SCC 018 9301 (MEDIA CENTER FUND):							
1,370.00	0.00	1,370.00	12.00	38.00-	0.00	1,358.00	0.88
=====							

Date: 04/05/17
Time: 3:42 pm

MEDINA CITY SCHOOL DISTRICT
Appropriation Account Summary
SORTED BY FUND-SCC

Page: 6
(APPSUM)

FYTD Appropriated	Prior FY Carryover Encumbrances	FYTD Expendable	FYTD Actual Expenditures	MTD Actual Expenditures	Current Encumbrances	FYTD Unencumbered Balance	FYTD Percent Exp/Enc
*****TOTAL FOR FUND-SCC 018 9302 (SPECIAL FUNDRAISER - SENIOR HIGH):							
37,000.00	0.00	37,000.00	0.00	0.00	0.00	37,000.00	0.00
=====							
*****TOTAL FOR FUND-SCC 018 9303 (PERFORMING ARTS):							
75,950.00	7,655.00	83,605.00	64,578.86	4,656.93	20,958.20	1,932.06-	102.31
=====							
*****TOTAL FOR FUND-SCC 018 9304 (BATTLING BEES BOOKSTORE):							
18,150.00	0.00	18,150.00	9,041.28	641.97	7,207.46	1,901.26	89.52
=====							
*****TOTAL FOR FUND-SCC 018 9305 (FLEXIBLE CREDIT FUND):							
250.00	0.00	250.00	240.11	0.00	0.00	9.89	96.04
=====							
*****TOTAL FOR FUND-SCC 018 9901 (PUBLIC SCHOOL SUPPORT - INSTRUCTION DEPT.):							
8,200.00	1,145.29	9,345.29	4,735.63	0.00	4,100.00	509.66	94.55
=====							
*****TOTAL FOR FUND-SCC 018 9905 (PUBLIC SCHOOL SUPPORT/STUDENT SERVICES):							
0.00	4.45	4.45	6,207.79	0.00	0.00	6,203.34-	0.00
=====							
*****TOTAL FOR FUND-SCC 018 9906 (COMMUNICATIONS - PUBLIC SCHOOL SUPPORT):							
2,830.00	0.00	2,830.00	2,488.50	0.00	0.00	341.50	87.93
=====							
*****TOTAL FOR FUND-SCC 018 9920 (TRSP FUND):							
0.00	0.00	0.00	22.00-	0.00	0.00	22.00	0.00
=====							
*****TOTAL FOR FUND-SCC 019 9000 (ADAMH GRANT):							
6,000.00	0.00	6,000.00	3,591.00	798.00	2,409.00	0.00	100.00
=====							
*****TOTAL FOR FUND-SCC 019 9017 (MCDAC GRANT FY17):							
82,368.00	0.00	82,368.00	82,479.11	12,905.91	0.00	111.11-	100.13
=====							

Date: 04/05/17
Time: 3:42 pm

MEDINA CITY SCHOOL DISTRICT
Appropriation Account Summary
SORTED BY FUND-SCC

Page: 7
(APPSUM)

FYTD Appropriated	Prior FY Carryover Encumbrances	FYTD Expendable	FYTD Actual Expenditures	MTD Actual Expenditures	Current Encumbrances	FYTD Unencumbered Balance	FYTD Percent Exp/Enc
*****TOTAL FOR FUND-SCC 019 9613 (FUEL UP - CONDOSTA - ROOT - FY13):							
1,068.05	0.00	1,068.05	0.00	0.00	1,000.00	68.05	93.63
=====							
*****TOTAL FOR FUND-SCC 019 9715 (FUEL UP - BLAKE):							
519.07	19.07	538.14	0.00	0.00	0.00	538.14	0.00
=====							
*****TOTAL FOR FUND-SCC 020 9001 (TRANSPORTATION ENTERPRISE):							
35,000.00	209.18	35,209.18	3,317.56	75.95	2,179.50	29,712.12	15.61
=====							
*****TOTAL FOR FUND-SCC 022 9000 (Unclaimed funds):							
10,000.00	0.00	10,000.00	2,259.04	0.00	7,740.96	0.00	100.00
=====							
*****TOTAL FOR FUND-SCC 022 9300 (OH HIGH SCHOOL ATH ASSOC FUND):							
53,414.50	0.00	53,414.50	30,003.23	0.00	0.00	23,411.27	56.17
=====							
*****TOTAL FOR FUND-SCC 024 9001 (MEDICAL AND DRUG/SELF INSURANCE FUNDS):							
7,345,213.00	5,959.84	7,351,172.84	5,867,547.69	655,963.14	652,823.10	830,802.05	88.70
=====							
*****TOTAL FOR FUND-SCC 024 9002 (DENTAL SELF INSURANCE FUNDS):							
650,000.00	0.00	650,000.00	491,020.25	55,070.66	0.00	158,979.75	75.54
=====							
*****TOTAL FOR FUND-SCC 024 9094 (FLEX PRO):							
8,500.00	0.00	8,500.00	105,303.84	13,513.80	70,821.90	167,625.74-	0.00
=====							
*****TOTAL FOR FUND-SCC 027 0000 (WORKMANS COMP.-SELF INS):							
190,000.00	0.00	190,000.00	101,776.64	8,729.24	38,636.00	49,587.36	73.90
=====							
*****TOTAL FOR FUND-SCC 071 9013 (LOCAL SALES TAX PERMANENT IMPROVEMENTS):							
2,837,587.50	28,511.34	2,866,098.84	2,192,931.48	21,755.13-	101,304.89	571,862.47	80.05
=====							

Date: 04/05/17
Time: 3:42 pm

MEDINA CITY SCHOOL DISTRICT
Appropriation Account Summary
SORTED BY FUND-SCC

Page: 8
(APPSUM)

FYTD Appropriated	Prior FY Carryover Encumbrances	FYTD Expendable	FYTD Actual Expenditures	MTD Actual Expenditures	Current Encumbrances	FYTD Unencumbered Balance	FYTD Percent Exp/Enc
*****TOTAL FOR FUND-SCC 200 9110 (GARFIELD STUDENT COUNCIL/K-KIDS CLUB):							
1,200.00	0.00	1,200.00	167.32	0.00	75.88	956.80	20.27
=====							
*****TOTAL FOR FUND-SCC 200 9121 (ELLA CANAVAN STUDENT COUNCIL):							
408.00	385.78	793.78	195.42	0.00	590.00	8.36	98.95
=====							
*****TOTAL FOR FUND-SCC 200 9185 (K-KIDS KIWANIS ACTIVITY CLUB-NORTHROP):							
3,000.00	0.00	3,000.00	1,914.31	81.84	663.85	421.84	85.94
=====							
*****TOTAL FOR FUND-SCC 200 9202 (CLAGGETT MIDDLE SCH. STUDENT COUNCIL):							
5,000.00	236.94	5,236.94	3,434.87	116.97	1,125.00	677.07	87.07
=====							
*****TOTAL FOR FUND-SCC 200 9205 (CLAGGETT MIDDLE SCH. BUILDERS CLUB):							
800.00	0.00	800.00	227.08	77.93	0.00	572.92	28.39
=====							
*****TOTAL FOR FUND-SCC 200 9209 (CLAGGETT MIDDLE SCHOOL DRAMA CLUB):							
5,000.00	0.00	5,000.00	3,304.59	1,009.60	852.83	842.58	83.15
=====							
*****TOTAL FOR FUND-SCC 200 9251 (PEP CLUB - ROOT M.S.):							
644.34	0.00	644.34	644.34	0.00	0.00	0.00	100.00
=====							
*****TOTAL FOR FUND-SCC 200 9256 (DRAMA CLUB - ROOT M.S.):							
3,790.00	77.17	3,867.17	2,815.01	1,328.93	0.00	1,052.16	72.79
=====							
*****TOTAL FOR FUND-SCC 200 9258 (STUDENT COUNCIL - ROOT M.S.):							
1,990.00	182.96	2,172.96	629.36	12.90	487.10	1,056.50	51.38
=====							
*****TOTAL FOR FUND-SCC 200 9301 (YOUNG AMERICANS FOR FREEDOM):							
6,000.00	0.00	6,000.00	0.00	0.00	50.00	5,950.00	0.83
=====							

Date: 04/05/17
Time: 3:42 pm

MEDINA CITY SCHOOL DISTRICT
Appropriation Account Summary
SORTED BY FUND-SCC

Page: 9
(APPSUM)

FYTD Appropriated	Prior FY Carryover Encumbrances	FYTD Expendable	FYTD Actual Expenditures	MTD Actual Expenditures	Current Encumbrances	FYTD Unencumbered Balance	FYTD Percent Exp/Enc
*****TOTAL FOR FUND-SCC 200 9302 (ART CLUB):							
130.00	0.00	130.00	0.00	0.00	130.00	0.00	100.00
=====							
*****TOTAL FOR FUND-SCC 200 9305 (CHEMCLUB):							
1,046.00	0.00	1,046.00	99.40	0.00	930.00	16.60	98.41
=====							
*****TOTAL FOR FUND-SCC 200 9306 (OPERATION SMILE):							
750.00	0.00	750.00	0.00	0.00	0.00	750.00	0.00
=====							
*****TOTAL FOR FUND-SCC 200 9307 (CHOIR):							
30,000.00	7,451.10	37,451.10	18,754.23	1,840.87	14,924.64	3,772.23	89.93
=====							
*****TOTAL FOR FUND-SCC 200 9309 (IMPROVE CLUB):							
4,300.00	0.00	4,300.00	0.00	0.00	0.00	4,300.00	0.00
=====							
*****TOTAL FOR FUND-SCC 200 9312 (DRAMA CLUB):							
36,500.00	0.00	36,500.00	3,884.65	0.00	32,157.05	458.30	98.74
=====							
*****TOTAL FOR FUND-SCC 200 9318 (GIRLS LEADERSHIP CLUB):							
1,200.00	0.00	1,200.00	641.75	0.00	558.25	0.00	100.00
=====							
*****TOTAL FOR FUND-SCC 200 9321 (KEY CLUB):							
12,000.00	0.00	12,000.00	3,293.30	613.03-	6,643.14	2,063.56	82.80
=====							
*****TOTAL FOR FUND-SCC 200 9323 (MEDINAMITE):							
900.00	0.00	900.00	25.00	0.00	645.00	230.00	74.44
=====							
*****TOTAL FOR FUND-SCC 200 9324 (MEDINIAN):							
30,200.00	0.00	30,200.00	6,342.02	0.00	23,800.00	57.98	99.81
=====							

Date: 04/05/17
Time: 3:42 pm

MEDINA CITY SCHOOL DISTRICT
Appropriation Account Summary
SORTED BY FUND-SCC

Page: 10
(APPSUM)

FYTD Appropriated	Prior FY Carryover Encumbrances	FYTD Expendable	FYTD Actual Expenditures	MTD Actual Expenditures	Current Encumbrances	FYTD Unencumbered Balance	FYTD Percent Exp/Enc
*****TOTAL FOR FUND-SCC 200 9325 (MUSIC - BAND):							
20,000.00	678.22	20,678.22	7,221.92	510.00	14,178.07	721.77	103.49
=====							
*****TOTAL FOR FUND-SCC 200 9326 (NATIONAL HONOR SOCIETY):							
2,850.00	0.00	2,850.00	75.85	0.00	2,774.15	0.00	100.00
=====							
*****TOTAL FOR FUND-SCC 200 9327 (ORCHESTRA):							
3,219.47	0.00	3,219.47	1,616.50	133.55	1,602.97	0.00	100.00
=====							
*****TOTAL FOR FUND-SCC 200 9332 (SPANISH CLUB):							
4,800.00	0.00	4,800.00	3,936.66	109.08	863.34	0.00	100.00
=====							
*****TOTAL FOR FUND-SCC 200 9333 (STUDENT COUNCIL):							
46,000.00	0.00	46,000.00	32,938.62	4,214.74	2,878.49	10,182.89	77.86
=====							
*****TOTAL FOR FUND-SCC 200 9335 (LATIN CLUB):							
5,600.00	0.00	5,600.00	4,766.24	0.00	318.76	515.00	90.80
=====							
*****TOTAL FOR FUND-SCC 200 9337 (AMERICAN SIGN LANGUAGE CLUB):							
374.31	0.00	374.31	60.53	0.00	116.78	197.00	47.37
=====							
*****TOTAL FOR FUND-SCC 200 9339 (SPEECH/DEBATE CLUB):							
33,500.00	41.50	33,541.50	20,267.80	545.00	12,637.80	635.90	98.10
=====							
*****TOTAL FOR FUND-SCC 200 9340 (S. A. D. D.):							
1,950.00	0.00	1,950.00	111.95	0.00	1,100.00	738.05	62.15
=====							
*****TOTAL FOR FUND-SCC 200 9346 (PENGUIN BOWL/NOSB):							
650.00	0.00	650.00	0.00	0.00	650.00	0.00	100.00
=====							

Date: 04/05/17
Time: 3:42 pm

MEDINA CITY SCHOOL DISTRICT
Appropriation Account Summary
SORTED BY FUND-SCC

Page: 11
(APPSUM)

FYTD Appropriated	Prior FY Carryover Encumbrances	FYTD Expendable	FYTD Actual Expenditures	MTD Actual Expenditures	Current Encumbrances	FYTD Unencumbered Balance	FYTD Percent Exp/Enc
*****TOTAL FOR FUND-SCC 200 9350 (TECHNOLOGY CLUB):							
1,700.00	0.00	1,700.00	1,266.91	130.00	123.10	309.99	81.77
=====							
*****TOTAL FOR FUND-SCC 200 9352 (VIDEO CLUB - SR HI):							
7,000.00	0.00	7,000.00	2,878.50	1,424.20	4,121.50	0.00	100.00
=====							
*****TOTAL FOR FUND-SCC 200 9353 (CHINESE CLUB):							
750.00	0.00	750.00	204.98	0.00	545.00	0.02	100.00
=====							
*****TOTAL FOR FUND-SCC 200 9355 (GAY STRAIGHT ALLIANCE):							
500.00	0.00	500.00	305.48	0.00	194.52	0.00	100.00
=====							
*****TOTAL FOR FUND-SCC 200 9380 (V O F T):							
39,000.00	0.00	39,000.00	17,521.50	14,477.23	21,406.92	71.58	99.82
=====							
*****TOTAL FOR FUND-SCC 200 9412 (CLASS OF 2012):							
2,660.00	0.00	2,660.00	0.00	0.00	0.00	2,660.00	0.00
=====							
*****TOTAL FOR FUND-SCC 200 9413 (CLASS OF 2013):							
715.00	0.00	715.00	0.00	0.00	0.00	715.00	0.00
=====							
*****TOTAL FOR FUND-SCC 200 9414 (CLASS OF 2014):							
360.00	0.00	360.00	0.00	0.00	0.00	360.00	0.00
=====							
*****TOTAL FOR FUND-SCC 200 9415 (CLASS OF 2015):							
960.00	0.00	960.00	0.00	0.00	0.00	960.00	0.00
=====							
*****TOTAL FOR FUND-SCC 200 9416 (CLASS OF 2016):							
2,500.00	0.00	2,500.00	147.58	0.00	0.00	2,352.42	5.90
=====							

Date: 04/05/17
Time: 3:42 pm

MEDINA CITY SCHOOL DISTRICT
Appropriation Account Summary
SORTED BY FUND-SCC

Page: 12
(APPSUM)

FYTD Appropriated	Prior FY Carryover Encumbrances	FYTD Expendable	FYTD Actual Expenditures	MTD Actual Expenditures	Current Encumbrances	FYTD Unencumbered Balance	FYTD Percent Exp/Enc
*****TOTAL FOR FUND-SCC 200 9417 (CLASS OF 2017):							
10,400.00	530.80	10,930.80	5,372.91	0.00	5,172.08	385.81	96.47
=====							
*****TOTAL FOR FUND-SCC 200 9418 (CLASS OF 2018):							
36,350.00	0.00	36,350.00	2,535.33	2,125.11	17,564.67	16,250.00	55.30
=====							
*****TOTAL FOR FUND-SCC 200 9419 (CLASS OF 2019):							
6,550.00	0.00	6,550.00	93.62	0.00	1,906.38	4,550.00	30.53
=====							
*****TOTAL FOR FUND-SCC 200 9420 (CLASS OF 2020):							
1,536.00	0.00	1,536.00	0.00	0.00	1,535.36	0.64	99.96
=====							
*****TOTAL FOR FUND-SCC 300 0000 (ATHLETIC FUND):							
388,862.50	36,785.87	425,648.37	325,305.20	32,414.11	51,262.78	49,080.39	88.47
=====							
*****TOTAL FOR FUND-SCC 300 9110 (GARFIELD FIELD TRIPS):							
4,600.00	0.00	4,600.00	100.00	0.00	4,400.00	100.00	97.83
=====							
*****TOTAL FOR FUND-SCC 300 9120 (CANAVAN FIELD TRIP):							
7,898.00	0.00	7,898.00	995.97	0.00	6,940.00	37.97-	100.48
=====							
*****TOTAL FOR FUND-SCC 300 9130 (FENN FIELD TRIPS):							
7,000.00	0.00	7,000.00	5,700.00	0.00	0.00	1,300.00	81.43
=====							
*****TOTAL FOR FUND-SCC 300 9140 (HERITAGE FIELD TRIPS):							
5,125.00	0.00	5,125.00	4,133.60	0.00	0.00	991.40	80.66
=====							
*****TOTAL FOR FUND-SCC 300 9160 (BLAKE FIELD TRIPS):							
7,075.00	0.00	7,075.00	100.00	0.00	0.00	6,975.00	1.41
=====							

Date: 04/05/17
Time: 3:42 pm

MEDINA CITY SCHOOL DISTRICT
Appropriation Account Summary
SORTED BY FUND-SCC

Page: 13
(APPSUM)

FYTD Appropriated	Prior FY Carryover Encumbrances	FYTD Expendable	FYTD Actual Expenditures	MTD Actual Expenditures	Current Encumbrances	FYTD Unencumbered Balance	FYTD Percent Exp/Enc
*****TOTAL FOR FUND-SCC 300 9170 (WAITE FIELD TRIPS):							
8,300.00	0.00	8,300.00	7,500.00	0.00	0.00	800.00	90.36
=====							
*****TOTAL FOR FUND-SCC 300 9180 (NORTHROP FIELD TRIPS):							
10,875.00	0.00	10,875.00	1,588.00	0.00	550.00	8,737.00	19.66
=====							
*****TOTAL FOR FUND-SCC 300 9201 (CLAGGETT MIDDLE SCH. BAND FUND):							
33,000.00	600.00	33,600.00	22,749.91	0.00	4,879.84	5,970.25	82.23
=====							
*****TOTAL FOR FUND-SCC 300 9208 (CLAGGETT - 6TH GRADE TRIPS):							
154,000.00	84.00	154,084.00	100,525.64	0.00	0.00	53,558.36	65.24
=====							
*****TOTAL FOR FUND-SCC 300 9250 (ROOT M.S. BAND FUND):							
18,200.00	0.00	18,200.00	14,468.71	95.00	8,249.06	4,517.77	124.82
=====							
*****TOTAL FOR FUND-SCC 300 9253 (ROOT M.S. BEEHIVE):							
500.00	100.00	600.00	177.69	0.00	400.00	22.31	96.28
=====							
*****TOTAL FOR FUND-SCC 300 9258 (ROOT - DISTRICT SUPERVISED ACTIVITIES):							
117,388.00	0.00	117,388.00	102,977.85	0.00	12,887.50	1,522.65	98.70
=====							
*****TOTAL FOR FUND-SCC 300 9302 (BOYS VOLLEYBALL):							
5,000.00	600.00	5,600.00	1,030.00	80.00	2,070.00	2,500.00	55.36
=====							
*****TOTAL FOR FUND-SCC 300 9303 (HUDDLE/SHUDDLE):							
1,720.00	0.00	1,720.00	567.97	0.00	954.51	197.52	88.52
=====							
*****TOTAL FOR FUND-SCC 300 9304 (LINK CREW):							
4,000.00	0.00	4,000.00	2,811.76	1,080.31	1,188.24	0.00	100.00
=====							

Date: 04/05/17
Time: 3:42 pm

MEDINA CITY SCHOOL DISTRICT
Appropriation Account Summary
SORTED BY FUND-SCC

Page: 14
(APPSUM)

FYTD Appropriated	Prior FY Carryover Encumbrances	FYTD Expendable	FYTD Actual Expenditures	MTD Actual Expenditures	Current Encumbrances	FYTD Unencumbered Balance	FYTD Percent Exp/Enc
*****TOTAL FOR FUND-SCC 300 9305 (MHS DANCE TEAM):							
2,900.00	0.00	2,900.00	488.50	250.00	411.50	2,000.00	31.03
=====							
*****TOTAL FOR FUND-SCC 300 9306 (MHS - DISTRICT SUPERVISED ACTIVITIES):							
200.00	0.00	200.00	0.00	0.00	0.00	200.00	0.00
=====							
*****TOTAL FOR FUND-SCC 300 9313 (DRAMA/MUSICAL):							
22,030.00	0.00	22,030.00	18,344.38	0.00	0.00	3,685.62	83.27
=====							
*****TOTAL FOR FUND-SCC 300 9325 (BAND - DISNEYLAND):							
0.00	0.00	0.00	1,446.86	0.00	0.00	1,446.86-	0.00
=====							
*****TOTAL FOR FUND-SCC 300 9334 (BEEHIVE CAFE):							
21,550.00	1,052.37	22,602.37	18,477.17	2,187.83	6,792.93	2,667.73-	111.80
=====							
*****TOTAL FOR FUND-SCC 300 9390 (GLOBAL TRIPS):							
1,500.00	0.00	1,500.00	0.00	0.00	1,080.00	420.00	72.00
=====							
*****TOTAL FOR FUND-SCC 401 9000 (ST FRANCIS - MOBILE UNIT):							
254,658.73	0.00	254,658.73	254,658.73	0.00	0.00	0.00	100.00
=====							
*****TOTAL FOR FUND-SCC 401 9016 (AUXILIARY FUNDS/ST FRANCIS):							
23,036.26	49,817.56	72,853.82	65,406.27	0.00	0.00	7,447.55	89.78
=====							
*****TOTAL FOR FUND-SCC 401 9017 (AUXILIARY FUNDS/ST FRANCIS):							
402,605.37	0.00	402,605.37	219,525.07	28,660.85	14,365.31	168,714.99	58.09
=====							
*****TOTAL FOR FUND-SCC 401 9026 (AUX FUNDS NURTURY):							
5,863.05	300.00	6,163.05	509.00	0.00	0.00	5,654.05	8.26
=====							

Date: 04/05/17
Time: 3:42 pm

MEDINA CITY SCHOOL DISTRICT
Appropriation Account Summary
SORTED BY FUND-SCC

Page: 15
(APPSUM)

FYTD Appropriated	Prior FY Carryover Encumbrances	FYTD Expendable	FYTD Actual Expenditures	MTD Actual Expenditures	Current Encumbrances	FYTD Unencumbered Balance	FYTD Percent Exp/Enc
*****TOTAL FOR FUND-SCC 401 9027 (AUX FUNDS NURTURY):							
15,517.98	0.00	15,517.98	5,701.49	770.00	2,298.80	7,517.69	51.55
=====							
*****TOTAL FOR FUND-SCC 401 9036 (AUX FUNDS MCA):							
1,911.13	28,877.64	30,788.77	28,228.70	0.00	0.00	2,560.07	91.69
=====							
*****TOTAL FOR FUND-SCC 401 9037 (AUX FUNDS MCA):							
134,489.16	0.00	134,489.16	87,903.75	4,978.36	11,425.43	35,159.98	73.86
=====							
*****TOTAL FOR FUND-SCC 401 9046 (AUX FUNDS KIDS COUNTRY):							
678.89	7,455.97	8,134.86	6,740.63	0.00	0.00	1,394.23	82.86
=====							
*****TOTAL FOR FUND-SCC 401 9047 (AUX FUNDS KIDS COUNTRY):							
8,621.10	0.00	8,621.10	0.00	0.00	0.00	8,621.10	0.00
=====							
*****TOTAL FOR FUND-SCC 401 9066 (SM WONDERS):							
1,644.12	0.00	1,644.12	0.00	0.00	0.00	1,644.12	0.00
=====							
*****TOTAL FOR FUND-SCC 451 9017 (CONNECTIVITY FY17):							
19,800.00	0.00	19,800.00	0.00	0.00	18,254.00	1,546.00	92.19
=====							
*****TOTAL FOR FUND-SCC 463 9016 (ALT ED):							
3,496.81	0.00	3,496.81	0.00	0.00	0.00	3,496.81	0.00
=====							
*****TOTAL FOR FUND-SCC 463 9017 (ALT ED):							
41,553.00	0.00	41,553.00	29,342.39	3,669.15	0.00	12,210.61	70.61
=====							
*****TOTAL FOR FUND-SCC 516 9015 (TITLE VI-B):							
2,690.82	0.00	2,690.82	0.00	0.00	0.00	2,690.82	0.00
=====							

Date: 04/05/17
Time: 3:42 pm

MEDINA CITY SCHOOL DISTRICT
Appropriation Account Summary
SORTED BY FUND-SCC

Page: 16
(APPSUM)

FYTD Appropriated	Prior FY Carryover Encumbrances	FYTD Expendable	FYTD Actual Expenditures	MTD Actual Expenditures	Current Encumbrances	FYTD Unencumbered Balance	FYTD Percent Exp/Enc
*****TOTAL FOR FUND-SCC 516 9016 (TITLE VI-B):							
220,089.91	96,097.31	316,187.22	316,187.22	0.00	0.00	0.00	100.00
=====							
*****TOTAL FOR FUND-SCC 516 9017 (TITLE VI-B):							
1,553,830.00	0.00	1,553,830.00	952,930.24	135,370.01	60,909.50	539,990.26	65.25
=====							
*****TOTAL FOR FUND-SCC 551 9117 (TITLE III LEP):							
11,219.47	0.00	11,219.47	11,019.47	0.00	0.00	200.00	98.22
=====							
*****TOTAL FOR FUND-SCC 572 9016 (TITLE I):							
73,000.77	75,436.18	148,436.95	148,436.95	0.00	0.00	0.00	100.00
=====							
*****TOTAL FOR FUND-SCC 572 9017 (TITLE I):							
627,169.94	0.00	627,169.94	342,908.07	41,232.99	34,050.93	250,210.94	60.10
=====							
*****TOTAL FOR FUND-SCC 572 9116 (TITLE I-D):							
25,140.16	4,450.69	29,590.85	29,590.85	0.00	0.00	0.00	100.00
=====							
*****TOTAL FOR FUND-SCC 572 9117 (TITLE I-D):							
169,571.43	0.00	169,571.43	37,315.43	7,769.35	11,401.99	120,854.01	28.73
=====							
*****TOTAL FOR FUND-SCC 587 9016 (PRESCHOOL):							
3,161.06	1,827.00	4,988.06	4,988.06	0.00	0.00	0.00	100.00
=====							
*****TOTAL FOR FUND-SCC 587 9017 (PRESCHOOL):							
48,487.41	0.00	48,487.41	19,074.02	2,424.97	4,535.59	24,877.80	48.69
=====							
*****TOTAL FOR FUND-SCC 590 9016 (TITLE II-A):							
26,476.71	10,349.58	36,826.29	36,826.29	0.00	0.00	0.00	100.00
=====							

Date: 04/05/17
Time: 3:42 pm

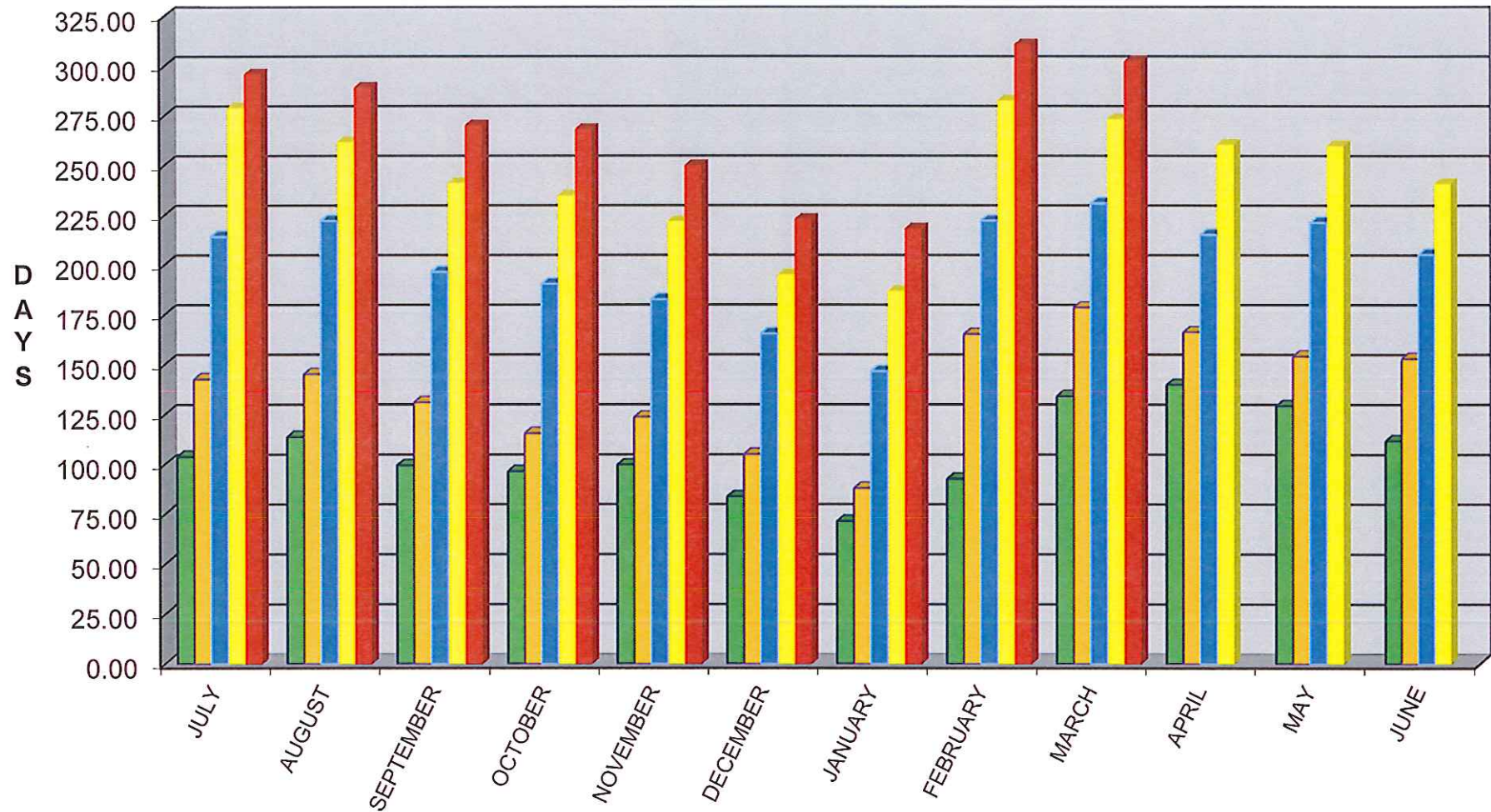
MEDINA CITY SCHOOL DISTRICT
Appropriation Account Summary
SORTED BY FUND-SCC

Page: 17
(APPSUM)

FYTD Appropriated	Prior FY Carryover Encumbrances	FYTD Expendable	FYTD Actual Expenditures	MTD Actual Expenditures	Current Encumbrances	FYTD Unencumbered Balance	FYTD Percent Exp/Enc
*****TOTAL FOR FUND-SCC 590 9017 (TITLE II-A):							
135,649.19	0.00	135,649.19	95,395.85	11,178.32	12,595.76	27,657.58	79.61
=====							
*****TOTAL FOR FUND-SCC 599 9016 (CHILD NUTRITION SCHOOL EQUIPMENT GRANT):							
0.00	6,500.00	6,500.00	6,500.00	0.00	0.00	0.00	100.00
=====							
*****GRAND TOTALS:							
102,280,568.03	1,790,888.83	104,071,456.86	77,752,706.72	7,432,647.25	4,965,679.48	21,353,070.66	79.48
=====							

GENERAL FUND-TRUE DAYS CASH

Includes Emergency Levy



FY 2013

FY 2014

FY 2015

FY 2016

FY 2017