

Medina City Schools

General Fund Analysis

March 31, 2020

| | 2019-2020 | Y-T-D Actual | | |
|----------------------------------|-----------------------------|-----------------------------|--------------|-----------------------------|
| | Original Estimate | July 2019 - June 2020 | Percent | Variance |
| | (1) | (2) | | (3) |
| Beginning Balance - July 1, 2019 | | 57,996,699.51 | | 0.00 |
| General Fund | 37,069,600.65 | | | |
| Other Funds - Substitute Levy | 20,927,098.86 | | | |
| Revenue | <u>78,343,863.00</u> | <u>70,982,959.13</u> | <u>90.6%</u> | <u>7,360,903.87</u> |
| | 78,343,863.00 | 70,982,959.13 | | 7,360,903.87 |
| Expenditures | 84,834,389.00 | 62,741,515.40 | 74.0% | 22,092,873.60 |
| Encumbrance | 851,800.00 | 2,043,879.07 | | -1,192,079.07 |
| | <u>85,686,189.00</u> | <u>64,785,394.47</u> | | <u>20,900,794.53</u> |
| Ending Balance - June 30, 2020 | 50,654,373.51 | 64,194,264.17 | | -13,539,890.66 |

Original Estimate revenue, expenditure and encumbrance taken from May 2019 five-year forecast
Includes May 2018 Substitute Levy

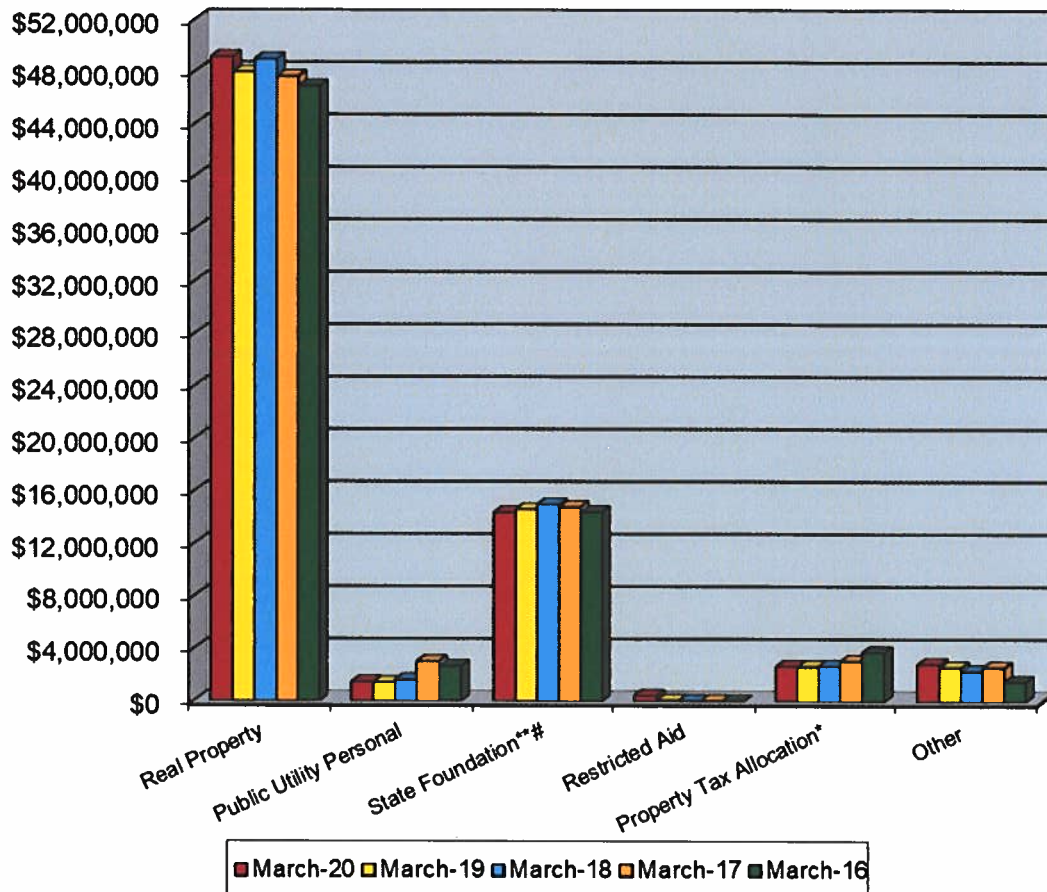
General Fund Summary

March 2020

Revenues

1. Real Property Taxes – Total Real Property Taxes received from the beginning of the fiscal year until March 31, 2020 is \$49,151,228.98. This is an increase of 2.4% above last year's taxes received at this time. \$5,028,960.00 was collected in March.
2. Public Utility Personal Property Taxes – Total Public Utility Personal Property Taxes received from the beginning of the fiscal year until March 31, 2020 is \$1,474,378.09. These monies are distributed upon settlement from the County Auditor. This amount is listed in a separate line for State and five-year forecasting purposes. \$-0- had been transferred in March.
3. State Foundation – State Foundation monies received from the State of Ohio from the beginning of the fiscal year until March 31, 2020 total \$14,395,761.60. This is a decrease of 1.6% below last year's foundation money received at this time. \$1,547,387.69 was collected in March.
4. Restricted Aid – Restricted Aid monies are for Career Tech funding and Economically Disadvantaged Students. Monies received from the beginning of the fiscal year until March 31, 2020 total \$440,398.15. \$385,155.74 was collected in March. \$378,251.08 of the monthly collections was for e-Rate from the State.
5. Homestead and Rollback – Monies received from the State of Ohio from the beginning of the fiscal year until March 31, 2020 total \$2,680,748.42. Receipts are based upon the real property taxes collected and Homestead filings with the County Auditor. \$-0- was collected in March.
6. Other – Other monies received from the beginning of the fiscal year until March 31, 2020 total \$2,840,443.89. This is an increase of 9.4% above last year at this time and is due to Tuition, Open Enrollment-In, Miscellaneous Revenues, Field Trips, and Medicare Settlement funds account for this increase. \$260,343.20 was collected in March.

General Fund Revenue



| | March-20 | March-19 | March-18 | March-17 | March-16 | Current Forecast |
|--------------------------|---------------------|---------------------|---------------------|---------------------|---------------------|---------------------|
| Real Property | \$49,151,229 | \$47,984,557 | \$48,979,344 | \$47,651,143 | \$46,911,362 | \$48,583,828 |
| Public Utility Personal | \$1,474,378 | \$1,422,880 | \$1,633,842 | \$3,021,813 | \$2,660,947 | \$3,431,873 |
| State Foundation**# | \$14,395,762 | \$14,622,940 | \$15,002,365 | \$14,809,157 | \$14,420,279 | \$19,496,680 |
| Restricted Aid | \$440,398 | \$62,486 | \$25,663 | \$24,604 | \$7,998 | \$82,924 |
| Property Tax Allocation* | \$2,680,748 | \$2,652,827 | \$2,696,725 | \$3,074,694 | \$3,742,633 | \$5,311,938 |
| Other | \$2,840,444 | \$2,595,558 | \$2,312,130 | \$2,592,847 | \$1,522,195 | \$3,573,912 |
| Total | \$70,982,959 | \$69,341,249 | \$70,650,068 | \$71,174,259 | \$69,265,414 | \$80,481,155 |
| State % | 24.7% | 25.0% | 25.1% | 25.2% | 26.2% | |

* Includes Homestead/Rollback, Tangible Personal Property Tax Fixed Rate Loss Reimbursement and Electric Deregulation.

** Includes Casino Revenue in State Foundation beginning January 2013 and Economic Disadvantaged Funding in November 2013.

Includes a one time Hold Harmless on TPP in May 2016

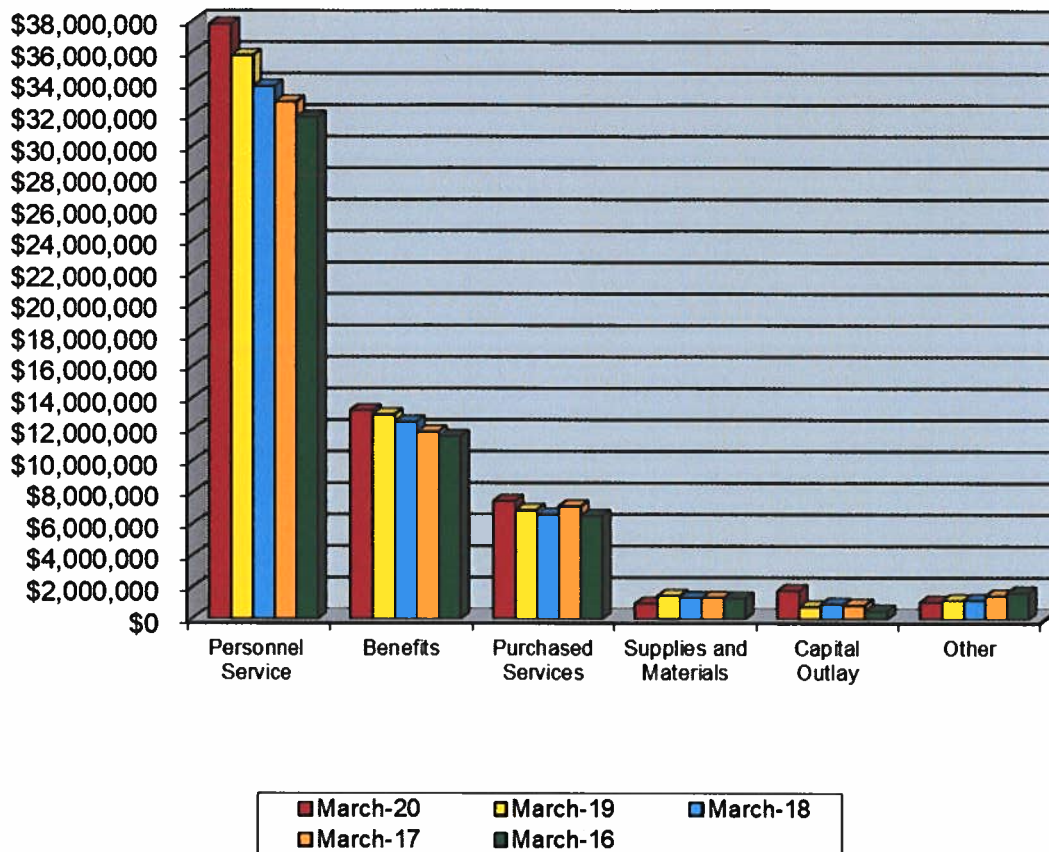
General Fund Summary

March 2020

Expenditures

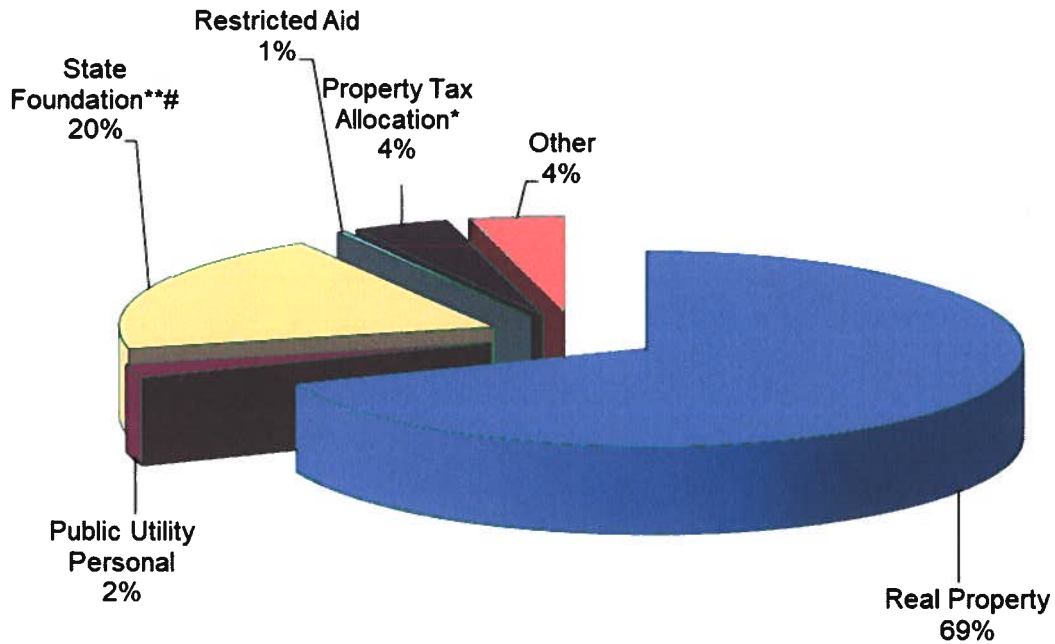
1. **Personnel Services**– The costs for personnel services for the School District from the beginning of the fiscal year until March 31, 2020 was \$37,764,580.09. This was an increase of 5.5% above last year at this time. \$3,823,595.15 was spent in March.
2. **Benefits** – The cost for benefits for the School District from the beginning of the fiscal year until March 31, 2020 was \$13,233,434.12. This was an increase of 2.1% above last year at this time. \$1,391,865.66 was spent in March.
3. **Purchased Services** – The cost for purchased services for the district from the beginning of the fiscal year until March 31, 2020 total \$7,471,121.27. This was a 8.3% increase above last year at this time and is due to General Services, Repair Services, Building Lease, Travel, Postage, Advertising, Water/Sewer, Other Tuition, and Community Schools. \$678,210.26 was spent in March.
4. **Supplies and Materials** – The cost for supplies and materials for the district from the beginning of the fiscal year until March 31, 2020 total \$973,772.62. This was a 33.6% decrease below last year at this time. Textbooks, Newspapers/Periodicals, Electronic Subscriptions, Custodial/Maintenance Supplies, and Tires account for this decrease. \$88,527.17 was spent in March.
5. **Capital Outlay** – The cost for capital outlay for the district from the beginning of the fiscal year until March 31, 2020 total \$1,788,112.72. This was a 130.9% increase above last year at this time and was mainly due to New Equipment Middle School, Special Education Equipment, New Equipment Senior High, New Equipment, New Equipment Maintenance, Technology Equipment, and Transportation Equipment. \$35,764.36 was spent in March.
6. **Other** – The cost of other expenditures excluding transfers for the district was \$1,082,737.81 for the fiscal year until March 31, 2020. This was a 0.8% decrease below last year at this time. \$31,023.61 was spent in March. District Audit, County Board Services, and Taxes make up the majority of this increase.

General Fund Expenditures

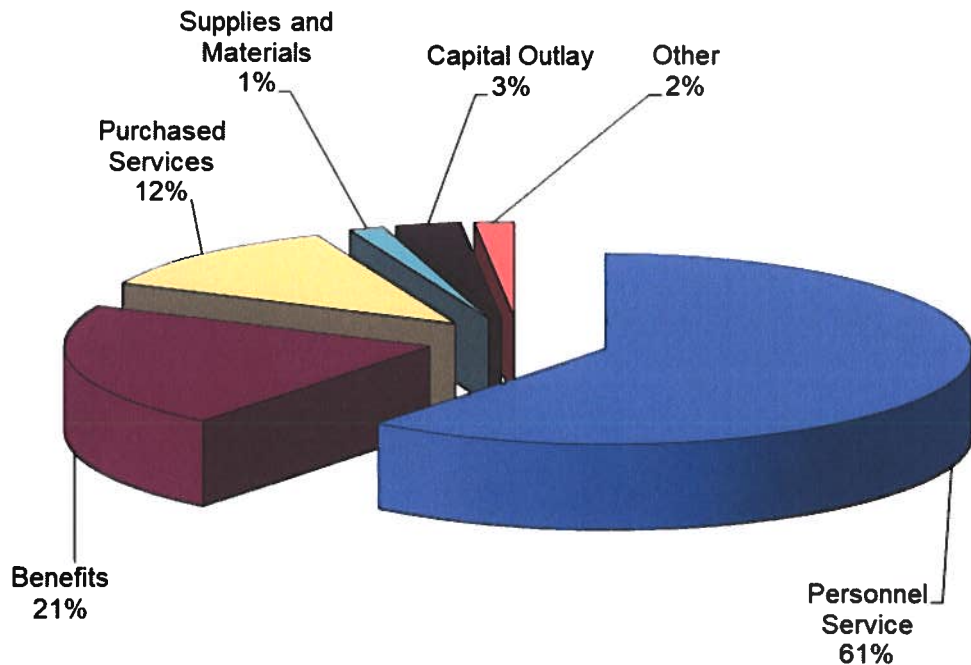


| | March-20 | March-19 | March-18 | March-17 | March-16 | Current Forecast |
|--------------------------|---------------------|---------------------|---------------------|---------------------|---------------------|---------------------|
| Personnel Service | \$37,764,580 | \$35,785,411 | \$33,828,785 | \$32,823,786 | \$31,855,627 | \$50,167,435 |
| Benefits | \$13,233,434 | \$12,962,921 | \$12,508,816 | \$11,864,112 | \$11,586,652 | \$17,888,985 |
| Purchased Services | \$7,471,121 | \$6,900,523 | \$6,624,474 | \$7,134,975 | \$6,526,859 | \$9,247,169 |
| Supplies and Materials | \$973,773 | \$1,466,019 | \$1,342,687 | \$1,342,655 | \$1,301,209 | \$1,824,187 |
| Capital Outlay | \$1,788,113 | \$774,144 | \$952,583 | \$879,596 | \$509,278 | \$1,659,017 |
| Other | \$1,082,738 | \$1,173,239 | \$1,205,451 | \$1,478,699 | \$1,670,142 | \$1,734,653 |
| Transfers and Adv., Etc. | \$427,757 | \$428,000 | \$453,988 | \$452,956 | \$486,731 | \$970,890 |
| Other than Debt | | | | | | |
| Total | \$62,741,515 | \$59,490,256 | \$56,916,783 | \$55,976,779 | \$53,936,499 | \$83,492,336 |

Current General Fund Revenue



Current General Fund Expenditures



March 2020

| | | Balance |
|---------------------------------------|---------------|---------------|
| Bank Balance - Regular Account | | 18,868,481.35 |
| Petty Cash | 0.00 | |
| Financial Checks Outstanding | 94,921.37 | |
| Worker Comp Outstanding | 0.00 | |
| Payroll Checks Outstanding | 101,883.17 | |
| | 196,804.54 | 18,671,676.81 |
| Huntington/Flex Spending | 38,800.23 | |
| Flex O/S Checks | 409.19 | 38,391.04 |
| JPMorgan/Metlife Claims | 32,072.40 | 32,072.40 |
| Investments: | | |
| Redtree Investments | 23,660,032.30 | |
| T. Rowe - Collins | 300,469.31 | |
| T. Rowe - Bushman | 0.00 | |
| Scudder -Collins | 324,034.68 | |
| Scudder - Bushman | 5,616.66 | |
| Kanehl Stocks | 2,862.18 | |
| Star Ohio (22923) | 14,172,873.20 | |
| Multi-Bank Securities | 16,288,000.00 | |
| Multi-Bank Money Market | 8,701.86 | |
| Fifth Third Securities | 9,481,978.33 | |
| Fifth Third Money Market | 668,683.36 | |
| Total | 64,913,251.88 | 83,655,392.13 |
| Adjustments | | |
| Deposits in Transit | 829,437.27 | |
| Expenses not posted | 0.00 | |
| Total | 829,437.27 | 84,484,829.40 |
| | | (829,437.27) |
| MCSD Balance | | 84,484,829.40 |
| Difference Between Bank vs. Book | | 0.00 |

Medina City School District

Sales Tax Update

| Date | Sales Tax Description | Receipts | Expenditures | Balance |
|--------------|--|--------------|----------------|----------------|
| July 1, 2019 | Beginning Balance (071) Sales Tax and (002-9012) Bond | | | \$3,195,842.70 |
| July | 6-Month Asbestos Surveillance Inspection and Reports | | \$525.00 | \$3,195,317.70 |
| | Ella Canavan Roof Replacement | | \$75,240.00 | \$3,120,077.70 |
| | Sales Tax Distribution | \$766,235.16 | | \$3,886,312.86 |
| | Fleet Master Lease Agreement | | \$11,022.02 | \$3,875,290.84 |
| | Balance Due on Root Locker Bay Conversion Project | | \$10,720.00 | \$3,864,570.84 |
| | Ella Canavan Roof Replacement Consulting and Supervision | | \$2,560.00 | \$3,862,010.84 |
| | Additional Charges for Tennis Court Repairs and Improvements | | \$67,441.22 | \$3,794,569.62 |
| August | Claggett Middle School Choral Risers with Side Rails | | \$14,723.25 | \$3,779,846.37 |
| | Summer Paving Program | | \$14,378.00 | \$3,765,468.37 |
| | Ella Canavan Roof Replacement | | \$13,380.00 | \$3,752,088.37 |
| | Various District Paving | | \$260,795.55 | \$3,491,292.82 |
| | Fleet Master Lease Agreement | | \$39.68 | \$3,491,253.14 |
| | Northrop Connector Trail Consulting | | \$3,132.00 | \$3,488,121.14 |
| | Asphalt Removal, Installation of Footpath/Sidewalk Between EVOLVE and Garfield | | \$6,608.00 | \$3,481,513.14 |
| | Stamped, Colored Concrete at Front Doors/Sign at Garfield | | \$5,250.00 | \$3,476,263.14 |
| | Fenn Flooring Refinish/Repair in Boys/Girls Bathroom | | \$3,390.00 | \$3,472,873.14 |
| | Claggett Gymnasium Floor Improvements | | \$17,355.00 | \$3,455,518.14 |
| | Claggett Replacement Gym Seating | | \$83,759.71 | \$3,371,758.43 |
| | Concrete Addition to Picnic Area at Root Middle School | | \$11,375.00 | \$3,360,383.43 |
| September | Blake PTO/Digital Msg | \$4,000.00 | | \$3,364,383.43 |
| | Digital Messaging Center to be Installed in Existing Brick Structure | | \$9,555.96 | \$3,354,827.47 |
| | Ella Canavan Elementary Roof Replacement Consulting and Supervision | | \$1,174.00 | \$3,353,653.47 |
| | Ella Canavan Roof Replacement Project | | \$10,380.00 | \$3,343,273.47 |
| | Installation of Sliding Glass Window in Fenn Cafeteria | | \$4,838.00 | \$3,338,435.47 |
| | Fleet Master Lease Agreement | | \$11,287.85 | \$3,327,147.62 |
| | Temporary Cooling Equipment Rental at Claggett | | \$10,055.00 | \$3,317,092.62 |
| | Northrop Connector Trail Consulting Work | | \$2,488.59 | \$3,314,604.03 |
| | Summer Paving Program | | \$2,558.50 | \$3,312,045.53 |
| | Transportation/Post Construction | | \$950.00 | \$3,311,095.53 |
| | Bowan House Powerwashing | | \$500.00 | \$3,310,595.53 |
| October | Materials and Labor to Replace Three Windows at MHS | | \$1,877.77 | \$3,308,717.76 |
| | Additional Charges associated with Tennis Court Repairs | | \$12,330.45 | \$3,296,387.31 |
| | Temporary Cooling Equipment at Claggett | | \$2,905.00 | \$3,293,482.31 |
| | Sales Tax Distribution | \$871,168.69 | | \$4,164,651.00 |
| | Various District Paving | | \$13,870.57 | \$4,150,780.43 |
| | Fleet Master Lease Agreement | | \$11,287.85 | \$4,139,492.58 |
| | Northrop Connector Trail Consulting Work and Land Survey | | \$3,595.07 | \$4,135,897.51 |
| | Materials and Labor to Replace Twelve Windows at Blake | | \$8,044.79 | \$4,127,852.72 |
| | Labor and Materials Windows at Root | | \$6,406.20 | \$4,121,446.52 |
| | Waite Elementary Access Drive Repair | | \$14,587.63 | \$4,106,858.89 |
| | Post Construction Costs Associated with the Tennis Courts/Transportation | | \$375.00 | \$4,106,483.89 |
| November | Various District Paving | | \$13,534.11 | \$4,092,949.78 |
| | Fleet Master Lease Agreement | | \$17,655.08 | \$4,075,294.70 |
| | Northrop Connector Trail Consulting Work | | \$139.20 | \$4,075,155.50 |
| | Claggett Replacement Gym Seating | | \$9,380.00 | \$4,065,775.50 |
| | Transportation Lot Improvements | | \$34,758.02 | \$4,031,017.48 |
| | Post Construction Costs Associated with the Tennis Courts/Transportation | | \$375.00 | \$4,030,642.48 |
| | 2019 Asphalt Improvement-Additional Services | | \$2,625.25 | \$4,028,017.23 |
| | Construction of Northrop Trail | | \$134,982.40 | \$3,893,034.83 |
| | COP's Principal and Interest | | \$1,290,750.49 | \$2,602,284.34 |
| December | Paint for Fenn Playground | | \$55.38 | \$2,602,228.96 |
| | Rollershades for Garfield | | \$19,150.00 | \$2,583,078.96 |
| | Fleet Master Lease Agreement | | \$11,718.40 | \$2,571,360.56 |
| | Additional Services for Northrop Connector Trail Consulting | | \$1,701.26 | \$2,569,659.30 |
| | Summer Paving Program | | \$156.25 | \$2,569,503.05 |

Medina City School District

Sales Tax Update

| Date | Sales Tax Description | Receipts | Expenditures | Balance |
|--------------|---|----------------|----------------|----------------|
| January 2020 | 6-Month Asbestos Surveillance Inspection and Reports | | \$525.00 | \$2,568,978.05 |
| | Fleet Master Lease Agreement | | \$11,843.40 | \$2,557,134.65 |
| | Sales Tax Distribution | \$854,234.87 | | \$3,411,369.52 |
| | Additional Services for Northrop Connector Trail Consulting | | \$936.33 | \$3,410,433.19 |
| | Consulting Services for MHS Roof Replacement Sections E, F | | \$24,324.50 | \$3,386,108.69 |
| February | Fleet Master Lease Agreement | | \$11,843.40 | \$3,374,265.29 |
| | Northrop Connector Trail Consulting Work | | \$198.32 | \$3,374,066.97 |
| | Consulting Services for MHS Roof Replacement Sections E, F | | \$9,107.50 | \$3,364,959.47 |
| | Construction of Northrop Connector Trail | | \$94,787.60 | \$3,270,171.87 |
| March | Summer Paving of Specified Areas - Correction | | -\$2,241.11 | \$3,272,412.98 |
| | Fleet Master Lease Agreement | | \$11,827.47 | \$3,260,585.51 |
| | Liteweight Mat Set | | \$19,624.00 | \$3,240,961.51 |
| | Fiscal Year Totals | \$2,495,638.72 | \$2,450,519.91 | |

Medina City School District

Recreation Center Update

| Date | Description | District Revenue | District Expenses | City Reimbursements | Total Balance |
|---|---|------------------|-------------------|---------------------|----------------|
| July 1, 2019 | Beginning Balance (003-9001) | | | | \$ 381,679.90 |
| 07/08/19 | Donation - Partner Mktg | \$1,450.93 | | | \$ 383,130.83 |
| 07/10/19 | Roof Replacement Project - Payment #2 | | \$ 249,300.00 | | \$ 133,830.83 |
| 07/19/19 | Consulting Services for MCRC Roof Replacement | | \$12,045.20 | | \$ 121,785.63 |
| 08/09/19 | Butterfly Valves for Surge Tanks | | \$4,132.73 | | \$ 117,652.90 |
| 08/09/19 | Tile Repair | | \$1,178.43 | | \$ 116,474.47 |
| 08/09/19 | Consulting Services for MCRC Roof Replacement | | \$6,788.90 | | \$ 109,685.57 |
| 08/09/19 | Roof Replacement Project - Payment #3 | | \$137,993.40 | | \$ (28,307.83) |
| 08/20/19 | Summer Paving of Specified Areas | | \$26,928.70 | | \$ (55,236.53) |
| 09/10/19 | Consulting Services for MCRC Roof Replacement | | \$3,394.45 | | \$ (58,630.98) |
| 09/23/19 | 3 Projectors and Large Screen Displays for Conference | | | \$1,744.35 | \$ (56,886.63) |
| 09/23/19 | Roof Replacement Project - Payment #1 | | | \$111,150.00 | \$ 54,263.37 |
| 09/23/19 | Roof Replacement Project - Payment #2 | | | \$124,650.00 | \$ 178,913.37 |
| 09/27/19 | Roof Replacement Project - Payment #4 | | \$233,400.60 | | \$ (54,487.23) |
| 10/03/19 | Butterfly Valves for Surge Tanks | | | \$2,066.37 | \$ (52,420.86) |
| 10/03/19 | Tile Repair | | | \$589.22 | \$ (51,831.64) |
| 10/03/19 | Roof Replacement Project - Payment #3 | | | \$68,996.70 | \$ 17,165.06 |
| 10/10/19 | Dome Cameras and Ethernet Lines, Warrenty | | \$47,626.00 | | \$ (30,460.94) |
| 10/10/19 | Additional Ethernet Drop | | \$5,975.00 | | \$ (36,435.94) |
| 10/21/19 | Roof Replacement Project - Payment #4 | | | \$116,700.30 | \$ 80,264.36 |
| 10/21/19 | Dome Cameras and Ethernet Lines, Warrenty | | | \$23,813.00 | \$ 104,077.36 |
| 10/21/19 | Additional Ethernet Drop | | | \$2,987.50 | \$ 107,064.86 |
| 10/23/19 | Summer Paving of Specified Areas | | \$285.00 | | \$ 106,779.86 |
| 10/23/19 | Consulting Services for MCRC Roof Replacement | | \$1,697.00 | | \$ 105,082.86 |
| 10/31/19 | Donation - Partner Mktg | \$145.35 | | | \$ 105,228.21 |
| 11/30/19 | | | | | \$ 105,228.21 |
| 12/03/19 | Summer Paving of Specified Areas | | | \$13,606.85 | \$ 118,835.06 |
| 12/11/19 | Tile Repair | | \$240.00 | | \$ 118,595.06 |
| 12/11/19 | Consulting Services for MCRC Roof Replacement | | \$1,697.45 | | \$ 116,897.61 |
| 12/11/19 | Roof Replacement Project - Payment #5 | | \$5,171.40 | | \$ 111,726.21 |
| 12/11/19 | Roof Replacement Project - Payment #6 | | \$94,240.60 | | \$ 17,485.61 |
| 01/07/20 | Donation - Partner Mktg | \$1,462.56 | | | \$ 18,948.17 |
| 01/21/20 | Tile Repair | | \$495.00 | | \$ 18,453.17 |
| 01/21/20 | Transfer from 001 | \$100,000.00 | | | \$ 118,453.17 |
| 02/04/20 | Roof Replacement Project - Payment #5 | | | \$2,585.70 | \$ 121,038.87 |
| 02/04/20 | Roof Replacement Project - Payment #6 | | | \$47,120.30 | \$ 168,159.17 |
| 02/04/20 | Tile Repair | | | \$120.00 | \$ 168,279.17 |
| 02/19/20 | Tile Repair | | | \$247.50 | \$ 168,526.67 |
| 03/11/20 | Summer Paving of Specified Areas - Correction | | \$2,241.11 | | \$ 166,285.56 |
| 03/19/20 | Consulting Services for MCRC Roof Replacement | | | \$42,000.00 | \$ 208,285.56 |
| Total Revenues, Expenditures and Reimbursements | | \$ 103,058.84 | \$ 834,830.97 | \$ 558,377.79 | |

Monthly Investment Summary
Medina City School District
US Bank Custodian Acct Ending x70982
 March 31, 2020

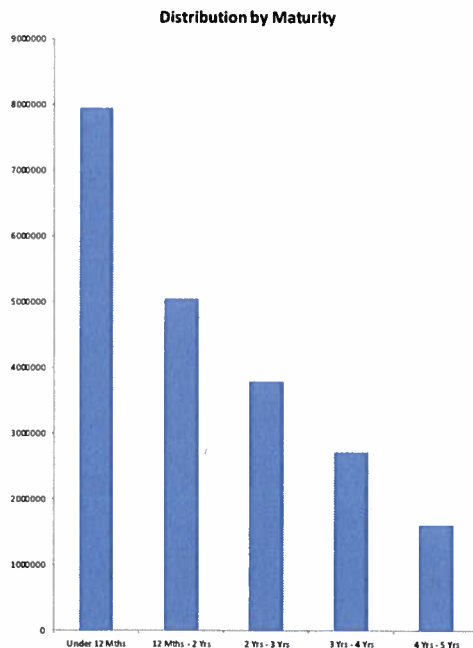
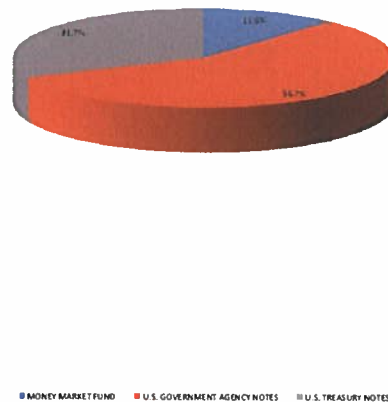
Monthly Cash Flow Activity

From 02-29-20 through 03-31-20

| | |
|-------------------------|---------------|
| Beginning Book Value | 23,591,377.47 |
| Contributions | 0.00 |
| Withdrawals | 0.00 |
| Realized Gains/Losses | 2,835.39 |
| Gross Interest Earnings | 65,819.44 |
| Ending Book Value | 23,660,032.30 |

Market Value Summary

| Security Type | Market Value | Pct. Assets | Avg Yield at Cost | Wght Avg Mat |
|------------------------------|----------------------|--------------|-------------------|--------------|
| Money Market Fund | | | | |
| MONEY MARKET FUND | 2,767,302.05 | 11.6 | 0.28 | 0.00 |
| Fixed Income | | | | |
| U.S. GOVERNMENT AGENCY NOTES | 13,517,828.56 | 56.6 | 1.74 | 2.21 |
| U.S. TREASURY NOTES | 7,548,974.22 | 31.6 | 1.70 | 0.99 |
| Accrued Interest | 56,242.21 | 0.2 | | |
| TOTAL PORTFOLIO | 23,890,347.04 | 100.0 | 1.56 | 1.57 |

Maturity Distribution

Security Type Allocation

Disclosures:

RedTree's internal accounting system is used as the source of the market value of this account. Although obtained from a source believed to be reliable, we cannot guarantee its accuracy. You should review all account statements provided by the custodian and compare with the statements provided by RedTree.

Questions? Call 888.596.2293 or email info@redtreeinv.com

Portfolio Holdings Report
Medina City School District
US Bank Custodian Acct Ending x70982
 March 31, 2020

| Quantity | Cusip | Security Description | Moody's | S&P | Cost Basis | Market Value | Yield at Cost | Wtd Maturity | Purchase Date |
|-------------------------------------|-----------|---|---------|-----|---------------|---------------|---------------|--------------|---------------|
| U.S. GOVERNMENT AGENCY NOTES | | | | | | | | | |
| 1,270,000 | 3136G3J71 | Federal Natl Mtg Assoc 1.420% Due 07-27-20 | Aaa | AA+ | 1,270,000.00 | 1,271,309.07 | 1.42 | 0.32 | 07-27-16 |
| 1,520,000 | 3136G35C5 | Federal Natl Mtg Assoc 1.400% Due 08-28-20 | Aaa | AA+ | 1,520,000.00 | 1,523,038.97 | 1.40 | 0.41 | 08-30-16 |
| 1,070,000 | 3135G0F73 | Federal Natl Mtg Assoc 1.500% Due 11-30-20 | Aaa | AA+ | 1,063,023.60 | 1,077,209.48 | 2.00 | 0.66 | 08-01-19 |
| 1,545,000 | 3136G34Y8 | Federal Natl Mtg Assoc 1.600% Due 08-24-21 | Aaa | AA+ | 1,545,000.00 | 1,547,786.36 | 1.60 | 1.38 | 08-30-16 |
| 1,000,000 | 3130AH5R0 | Federal Home Ln Bank 2.000% Due 09-26-22 | Aaa | AA+ | 999,950.00 | 1,002,576.82 | 2.00 | 2.42 | 10-01-19 |
| 1,275,000 | 3130AHGS6 | Federal Home Ln Bank 2.000% Due 10-28-22 | Aaa | AA+ | 1,275,000.00 | 1,276,427.96 | 2.00 | 2.48 | 10-30-19 |
| 1,500,000 | 3133ELUJ1 | Federal Farm Credit Bank 1.000% Due 03-24-23 | Aaa | AA+ | 1,500,000.00 | 1,505,350.54 | 1.00 | 2.93 | 03-24-20 |
| 1,000,000 | 3133EKRJ7 | Federal Farm Credit Bank 2.400% Due 06-19-23 | Aaa | AA+ | 1,000,000.00 | 1,002,747.89 | 2.40 | 3.06 | 06-28-19 |
| 1,200,000 | 3134GUF96 | Federal Home Ln Mtg 1.900% Due 09-26-23 | Aaa | AA+ | 1,200,000.00 | 1,203,853.63 | 1.90 | 3.35 | 12-26-19 |
| 500,000 | 3130AJ6M6 | Federal Home Ln Bank 1.700% Due 02-26-24 | Aaa | AA+ | 500,000.00 | 500,169.12 | 1.70 | 3.76 | 02-26-20 |
| 1,000,000 | 3134GUBQ2 | Federal Home Ln Mtg 2.100% Due 09-23-24 | Aaa | AA+ | 999,500.00 | 1,006,956.63 | 2.11 | 4.26 | 09-23-19 |
| 600,000 | 3133ELJQ8 | Federal Farm Credit Bank 2.000% Due 01-23-25 | Aaa | AA+ | 600,000.00 | 600,402.09 | 2.00 | 4.55 | 01-29-20 |
| Accrued Interest | | | | | | 40,733.63 | | | |
| | | | | | 13,472,473.60 | 13,558,562.19 | 1.74 | 2.21 | |
| U.S. TREASURY NOTES | | | | | | | | | |
| 1,200,000 | 912828M98 | US Treasury Note 1.625% Due 11-30-20 | Aaa | AA+ | 1,197,187.50 | 1,212,374.40 | 1.83 | 0.66 | 09-30-19 |
| 1,000,000 | 912828N89 | US Treasury Note 1.375% Due 01-31-21 | Aaa | AA+ | 998,125.00 | 1,010,938.00 | 1.56 | 0.83 | 01-28-20 |
| 615,000 | 912828N89 | US Treasury Note 1.375% Due 01-31-21 | Aaa | AA+ | 613,991.02 | 621,726.87 | 1.54 | 0.83 | 01-30-20 |
| 1,200,000 | 912828P87 | US Treasury Note 1.125% Due 02-28-21 | Aaa | AA+ | 1,192,593.76 | 1,211,250.00 | 1.66 | 0.91 | 12-27-19 |
| 1,250,000 | 912828Q37 | US Treasury Note 1.250% Due 03-31-21 | Aaa | AA+ | 1,242,382.81 | 1,264,013.75 | 1.69 | 1.00 | 10-30-19 |
| 1,000,000 | 912828S27 | US Treasury Note 1.125% Due 06-30-21 | Aaa | AA+ | 987,226.56 | 1,012,734.00 | 1.86 | 1.24 | 09-17-19 |
| 1,200,000 | 912828F6 | US Treasury Note 1.125% Due 08-31-21 | Aaa | AA+ | 1,188,750.00 | 1,215,937.20 | 1.68 | 1.41 | 12-10-19 |
| Accrued Interest | | | | | | 15,508.58 | | | |
| | | | | | 7,420,256.65 | 7,564,482.80 | 1.70 | 0.99 | |
| MONEY MARKET FUND | | | | | | | | | |
| | USBMMF | First American Treasury Obligations Fund | | | 2,767,302.05 | 2,767,302.05 | 0.28 | | |
| TOTAL PORTFOLIO | | | | | 23,660,032.30 | 23,890,347.04 | 1.56 | 1.57 | |

Disclosures:

RedTree's internal accounting system is used as the source of the market value of this account. Although obtained from a source believed to be reliable, we cannot guarantee its accuracy. You should review all account statements provided by the custodian and compare with the statements provided by RedTree.

Questions? Call 888.596.2293 or email info@redtreeinv.com

Monthly Activity Reports
Medina City School District
US Bank Custodian Acct Ending x70982
 From 03-01-20 Through 03-31-20

GROSS INTEREST INCOME

| <u>Ex-Date</u> | <u>Pay-Date</u> | <u>Security</u> | <u>Amount</u> |
|-------------------------------------|-----------------|---|------------------|
| U.S. GOVERNMENT AGENCY NOTES | | | |
| 03-23-20 | 03-23-20 | Federal Home Ln Mtg 2.100% Due 09-23-24 | 10,500.00 |
| 03-23-20 | 03-23-20 | Federal Home Ln Mtg 2.150% Due 12-30-24 | 5,948.33 |
| 03-23-20 | 03-23-20 | Federal Natl Mtg Assoc 1.500% Due 09-30-20 | 15,353.75 |
| 03-26-20 | 03-26-20 | Federal Home Ln Bank 2.000% Due 09-26-22 | 10,000.00 |
| | | | <hr/> 41,802.08 |
| U.S. TREASURY NOTES | | | |
| 03-02-20 | 03-02-20 | US Treasury Note 1.125% Due 08-31-21 | 6,750.00 |
| 03-02-20 | 03-02-20 | US Treasury Note 1.125% Due 02-28-21 | 6,750.00 |
| 03-15-20 | 03-15-20 | US Treasury Note 1.625% Due 03-15-20 | 2,600.00 |
| 03-31-20 | 03-31-20 | US Treasury Note 1.250% Due 03-31-21 | 7,812.50 |
| | | | <hr/> 23,912.50 |
| MONEY MARKET FUND | | | |
| 03-02-20 | 03-02-20 | First American Treasury Obligations Fund | 104.86 |
| GROSS INCOME | | | 65,819.44 |

Disclosures:

RedTree's internal accounting system is used as the source of the market value of this account. Although obtained from a source believed to be reliable, we cannot guarantee its accuracy. You should review all account statements provided by the custodian and compare with the statements provided by RedTree.

Questions? Call 888.596.2293 or email info@redtreeinv.com

Purchase and Sale
Medina City School District
US Bank Custodian Acct Ending x70982
 From 03-01-20 Through 03-31-20

| Trade Date | Settle Date | Quantity | Security | Unit Price | Amount |
|------------------|-------------|-----------|---|------------|--------------|
| PURCHASES | | | | | |
| 03-23-2020 | 03-24-2020 | 1,500,000 | Federal Farm Credit Bank 1.000% Due 03-24-23 | 100.00 | 1,500,000.00 |
| | | | | | 1,500,000.00 |
| SALES | | | | | |
| 03-23-2020 | 03-23-2020 | 1,200,000 | Federal Home Ln Mtg 2.150% Due 12-30-24 | 100.04 | 1,200,442.80 |
| 03-23-2020 | 03-23-2020 | 2,130,000 | Federal Natl Mtg Assoc 1.500% Due 09-30-20 | 100.02 | 2,130,517.59 |
| 03-15-2020 | 03-15-2020 | 320,000 | US Treasury Note 1.625% Due 03-15-20 | 100.00 | 320,000.00 |
| | | | | | 3,650,960.39 |

Disclosures:

RedTree's internal accounting system is used as the source of the market value of this account. Although obtained from a source believed to be reliable, we cannot guarantee its accuracy. You should review all account statements provided by the custodian and compare with the statements provided by RedTree.

Questions? Call 888.596.2293 or email info@redtreeinv.com

Realized Gains/Losses
Medina City School District
US Bank Custodian Acct Ending x70982
 From 03-01-20 Through 03-31-20

| Open Date | Close Date | Quantity | Security | Cost Basis | Proceeds | Gain Or Loss | |
|--------------------------|------------|-----------|---|--------------|--------------|--------------|-----------|
| | | | | | | Short Term | Long Term |
| 05-30-2019 | 03-15-2020 | 320,000 | US Treasury Note 1.625% Due 03-15-20 | 318,125.00 | 320,000.00 | 1,875.00 | |
| 12-30-2019 | 03-23-2020 | 1,200,000 | Federal Home Ln Mtg 2.150% Due 12-30-24 | 1,200,000.00 | 1,200,442.80 | 442.80 | |
| 09-30-2016 | 03-23-2020 | 2,130,000 | Federal Natl Mtg Assoc 1.500% Due 09-30-20 | 2,130,000.00 | 2,130,517.59 | | 517.59 |
| TOTAL GAINS | | | | | | 2,317.80 | 517.59 |
| TOTAL LOSSES | | | | | | 0.00 | 0.00 |
| TOTAL REALIZED GAIN/LOSS | | | | | | 2,317.80 | 517.59 |
| | | 2,835.39 | | 3,648,125.00 | 3,650,960.39 | | |

Disclosures:

RedTree's internal accounting system is used as the source of the market value of this account. Although obtained from a source believed to be reliable, we cannot guarantee its accuracy. You should review all account statements provided by the custodian and compare with the statements provided by RedTree.

Questions? Call 888.596.2293 or email info@redtreeinv.com

ENV# CEBJGCLHBBKPMN_BBBBB
FIFTH THIRD SECURITIES, INC.
MD 1M0B2A
5050 KINGSLEY DRIVE
CINCINNATI, OH 45263



MEDINA CITY SCHOOLS
DAVID CHAMBERS
739 WEYMOUTH RD
MEDINA OH 44256

STATEMENT FOR THE PERIOD MARCH 1, 2020 TO MARCH 31, 2020

MEDINA CITY SCHOOLS - Corporation
Account Number: [REDACTED]

By the courtesy of:
CARTER/SAVAGE

For questions about your accounts:
Local: 614 744 5496
In-State: 614 744 7074
National: 888 889 1025

TOTAL VALUE OF YOUR PORTFOLIO **\$10,262,158.62**

FOR YOUR INFORMATION

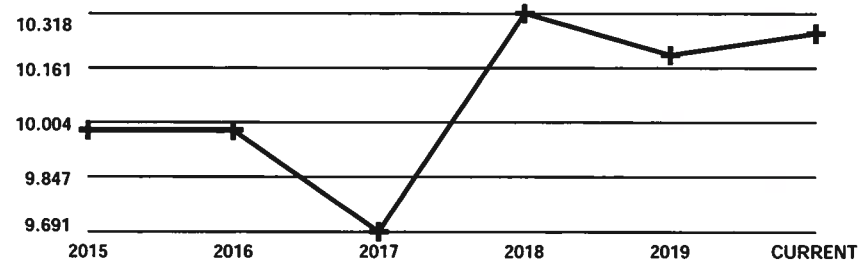
Fifth Third Securities, Inc. Investments offered through Fifth Third Securities, Inc., member
FINRA/SIPC

Fifth Third Securities, Inc.

MN_CEBJGCLHBBKPMN_BBBBB 20200331

CHANGE IN VALUE OF YOUR PORTFOLIO

\$ millions



Change In Value Of Your Portfolio information can be found in Miscellaneous Footnotes at the end of this statement.

Account carried with National Financial Services LLC, Member
NYSE, SIPC

Statement for the Period March 1, 2020 to March 31, 2020

MEDINA CITY SCHOOLS - Corporation

Account Number: [REDACTED]



Account Overview

| CHANGE IN ACCOUNT VALUE | Current Period | Year-to-Date |
|-------------------------------|-----------------|-----------------|
| BEGINNING VALUE | \$10,230,696.76 | \$10,198,616.66 |
| Additions and Withdrawals | (\$23,519.96) | (\$58,450.52) |
| Income | \$20,826.97 | \$58,845.20 |
| Taxes, Fees and Expenses | \$0.00 | \$0.00 |
| Change in Value | \$34,154.85 | \$63,147.28 |
| ENDING VALUE (AS OF 03/31/20) | \$10,262,158.62 | \$10,262,158.62 |

Refer to Miscellaneous Footnotes for more information on Change in Value.

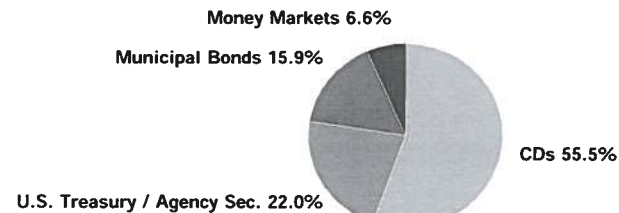
INCOME

| TAXABLE | Current Period | Year-to-Date |
|-------------------|----------------|--------------|
| Taxable Dividends | \$990.34 | \$2,442.03 |
| Taxable Interest | \$19,836.63 | \$56,403.17 |
| TOTAL TAXABLE | \$20,826.97 | \$58,845.20 |
| TOTAL INCOME | \$20,826.97 | \$58,845.20 |

Taxable income is determined based on information available to NFS at the time the statement was prepared, and is subject to change. Final information on taxation of interest and dividends is available on Form 1099-Div, which is mailed in February of the subsequent year.

| REALIZED GAIN (LOSS) | Current Period | Year-to-Date |
|------------------------------|----------------|--------------|
| Short Term Gain | \$0.00 | \$5,975.00 |
| Short Term Loss | \$0.00 | \$0.00 |
| Disallowed Short Term Loss | \$0.00 | \$0.00 |
| TOTAL SHORT TERM GAIN (LOSS) | \$0.00 | \$5,975.00 |

ACCOUNT ALLOCATION



| | Percent | Prior Period | Current Period |
|-----------------------------|---------|-----------------|-----------------|
| Money Markets | 6.6 % | \$542,617.10 | \$668,683.36 |
| CDs | 55.5 | \$6,431,399.16 | \$5,699,928.41 |
| Municipal Bonds | 15.9 | \$0.00 | \$1,634,183.35 |
| U.S. Treasury / Agency Sec. | 22.0 | \$3,256,680.50 | \$2,259,363.50 |
| TOTAL | 100.0 % | \$10,230,696.76 | \$10,262,158.62 |

Account Allocation shows the percentage that each asset class represents of your total account value. Account Allocation for equities, fixed income, and other categories may include mutual funds and may be net of short positions. NFS has made assumptions concerning how certain mutual funds are allocated. Closed-end mutual funds and Exchange Traded Products (ETPs) listed on an exchange may be included in the equity allocation. The chart may not reflect your actual portfolio allocation. Consult your broker/dealer prior to making investment decisions.

Fifth Third Securities, Inc.

MN_CEBJGCLHBBKKPMN_BBBBB 20200331

Account carried with National Financial Services LLC, Member NYSE, SIPC

Statement for the Period March 1, 2020 to March 31, 2020

MEDINA CITY SCHOOLS - Corporation
Account Number: [REDACTED]



Account Overview *continued*

| REALIZED GAIN (LOSS) <i>continued</i> | <i>Current Period</i> | <i>Year-to-Date</i> |
|--|-----------------------|---------------------|
| Long Term Gain | \$0.00 | \$0.00 |
| Long Term Loss | \$0.00 | \$0.00 |
| Disallowed Long Term Loss | \$0.00 | \$0.00 |
| TOTAL LONG TERM GAIN (LOSS) | \$0.00 | \$0.00 |

NFS-provided cost basis, realized gain (loss) and holding period information may not reflect all adjustments necessary for your tax reporting purposes. Please refer to Footnotes and Cost Basis Information at the end of this statement for more information.

MESSAGES AND ALERTS

Customers wishing to learn more about their investment professional can contact the FINRA BrokerCheck Hotline Number at 1-800-289-9999 or visit the FINRA Regulation website www.finra.org. Customers can also obtain an investor brochure that includes information describing the FINRA BrokerCheck program by contacting Brokerage Operations 1-888-889-1025.

Effective as of January 1, 2020, for any IRA Account that is subject to escheatment under state unclaimed property law, the Internal Revenue Service requires reporting of the amount escheated on IRS Form 1099R and income tax withholding at a rate of ten percent at the time of escheatment to the state. State withholding may also be applicable. Sufficient assets in your IRA Account may be liquidated to provide for the withholding to the IRS.

National Financial Services LLC, NFS is required by the Securities Exchange Act of 1934 to provide certain financial information from its Statement of Financial Condition. At December 31, 2019, NFS, an affiliate of Fidelity Brokerage Services LLC, had net capital of \$4,494 million, which was 14.71 percent of aggregate debit items and exceeded its minimum requirement by \$3,883 million. To acquire the Statement of Financial Condition, log on to www.mybrokerageinfo.com. If you wish to obtain a copy of this document at no cost, please call 800-439-5627.

Statement for the Period March 1, 2020 to March 31, 2020

MEDINA CITY SCHOOLS - Corporation
Account Number: [REDACTED]



Holdings

NFS-provided cost basis, realized gain (loss) and holding period information may not reflect all adjustments necessary for tax purposes. Please refer to Footnotes and Cost Basis Information at the end of this statement for more information.

For additional information regarding your holdings, please refer to the footnotes at the end of the statement.

CASH AND CASH EQUIVALENTS - 6.52% of Total Account Value

| Description | Symbol/Cusip Account Type | Quantity | Price on 03/31/20 | Current Market Value | Estimated Annual Income |
|---|------------------------------|------------|----------------------|-------------------------|----------------------------|
| Money Markets | | | | | |
| FEDERATED TREASURY OBLIGATIONS IS 7 DAY YIELD .37% | TOIXX | 668,683.36 | \$1.00 | \$668,683.36 | |
| Dividend Option Cash | CASH | | | | |
| Capital Gain Option Cash | | | | | |
| Total Cash and Cash Equivalents | | | | \$668,683.36 | |

Statement for the Period March 1, 2020 to March 31, 2020

MEDINA CITY SCHOOLS - Corporation

Account Number: [REDACTED]



HOLDINGS > FIXED INCOME - 93.48% of Total Account Value

For an explanation of fixed income pricing, please see the last page. Redemption schedule(s), bond rating(s), and other information are provided where available. If information does not appear regarding a particular investment, it is not available. The ratings on this statement are provided by Standard & Poor's and/or Moody's to rate the quality based on the respective rating agency's assessment. Ratings information from Standard & Poor's ("S&P") may not be reproduced. S&P credit ratings are statements of opinion and are not statements of fact or recommendations to purchase, hold, or sell securities, nor do they address the suitability of securities for investment purposes, and should not be relied on as investment advice. S&P does not guarantee the accuracy, completeness, timeliness or availability of any information, including ratings, and is not responsible for errors or omissions (negligent or otherwise). S&P gives no express or implied warranties, including but not limited to any warranties of merchantability or fitness for a particular purpose or use. S&P shall not be liable for any direct, indirect, incidental, exemplary, compensatory, punitive, special or consequential damages, costs, expenses, legal fees, or losses (including lost income or profits and opportunity costs) in connection with any use of ratings.

| Description | Symbol/Cusip Account Type | Quantity | Estimated Price on 03/31/20 | Estimated Current Market Value | Estimated Annual Income | Original/Adjusted Cost Basis | Unrealized Gain (Loss) |
|--|------------------------------|----------|-----------------------------------|--------------------------------------|----------------------------|---------------------------------|---------------------------|
| CDs | | | | | | | |
| Certificates of Deposit (CDs), including Market Indexed CDs and Market Linked CDs (collectively, MCDs) are generally shown at estimated market prices based upon a matrix or model pricing method that may not represent the actual price if sold prior to maturity. However, CDs and MCDs may be shown at face value for up to seven calendar days from date of issue if estimated market prices have not been received from a third party pricing vendor. The actual value of CDs and MCDs may be different from their purchase price. CDs and MCDs are subject to interest rate risk. The estimated market price reflected for MCDs may not be based on the actual closing value of the linked market index on the final maturity date and the market value of MCDs may not correspond directly to increases or decreases in the underlying linked market index. You may sell CDs or MCDs in the secondary market subject to market conditions. The secondary market for CDs and MCDs is generally illiquid. If sold prior to maturity, the value of MCDs may be less than the purchase amount or face value. The sale or redemption of any fixed income security prior to maturity may result in a substantial gain or loss, and an early withdrawal penalty may apply. Certain MCDs may only be redeemed on pre-specified liquidation dates and may have call features that allow the issuer to call the MCD prior to maturity. Certain Step Rate CDs are also subject to reinvestment risk if call provisions are exercised by the issuer and if a CD with a comparable rate is not available. | | | | | | | |
| See sales materials or contact your broker/dealer for additional information. | | | | | | | |
| TIAA FSB JACKSONVILLE FLA 1.950000% 11/23/2020 CD FDIC INSURED CPN PMT SEMI-ANNUAL ON MAY 21, NOV 21 Next Interest Payable: 05/21/20 Estimated Yield 1.93% Accrued Interest \$1741.86 Average Unit Cost \$1.00 Adjusted Cost Basis | 87270LAW3 CASH | 247,000 | \$1.00558 | \$248,378.26 | \$4,816.50 | \$247,000.00 | \$1,378.26 |
| ALLY BK MIDVALE UTAH CD 2.500000% 02/01/2021 FDIC INSURED CPN PMT SEMI-ANNUAL ON AUG 01, FEB 01 Next Interest Payable: 08/01/20 Estimated Yield 2.47% Accrued Interest \$1006.85 Average Unit Cost \$1.00 Adjusted Cost Basis | 02007GAU7 CASH | 245,000 | \$1.01121 | \$247,746.45 | \$6,125.00 | \$245,000.00 | \$2,746.45 |
| PRIME ALLIANCE BK UTAH CD 2.300000% 03/15/2021 FDIC INSURED CPN PMT MONTHLY Next Interest Payable: 04/13/20 | 74160NFW5 CASH | 245,000 | \$1.01024 | \$247,508.80 | \$5,635.00 | \$245,000.00 | |

Fifth Third Securities, Inc.

Account carried with National Financial Services LLC, Member
NYSE, SIPC

MN_CEBJGCLHBBKPMN_BBBBB 20200331

Statement for the Period March 1, 2020 to March 31, 2020

MEDINA CITY SCHOOLS - Corporation
Account Number: [REDACTED]



HOLDINGS > FIXED INCOME *continued*

| Description | Symbol/Cusip Account Type | Quantity | Estimated Price on 03/31/20 | Estimated Current Market Value | Estimated Annual Income | Original/Adjusted Cost Basis | Unrealized Gain (Loss) |
|---|------------------------------|------------------|-----------------------------------|--------------------------------------|----------------------------|---------------------------------|---------------------------|
| PRIME ALLIANCE BK UTAH CD 2.30000% | 74160NFW5 | continued | | | | | |
| Estimated Yield 2.27% | | | | | | | |
| Accrued Interest \$293.33 | | | | | | | |
| Average Unit Cost \$1.00 | | | | | | | |
| Adjusted Cost Basis | | | | | | \$245,000.00 D | \$2,508.80 |
| CAPITAL ONE BK USA NATL ASSN CD 2.25000% | 1404202B5 | 245,000 | \$1.00712 | \$246,744.40 | \$5,512.50 | \$243,858.30 | |
| 04/19/2021 FDIC INSURED | CASH | | | | | | |
| CPN PMT SEMI-ANNUAL | | | | | | | |
| ON OCT 19, APR 19 | | | | | | | |
| Next Interest Payable: 04/19/20 | | | | | | | |
| Estimated Yield 2.23% | | | | | | | |
| Accrued Interest \$2491.95 | | | | | | | |
| Average Unit Cost \$1.00 | | | | | | | |
| Adjusted Cost Basis | | | | | | \$243,858.30 D | \$2,886.10 |
| THIRD FED SVGS &LN ASSN OF CD 2.50000% | 88413QBZ0 | 245,000 | \$1.01418 | \$248,474.10 | \$6,125.00 | \$245,000.00 | |
| 05/28/2021 FDIC INSURED | CASH | | | | | | |
| CPN PMT SEMI-ANNUAL | | | | | | | |
| ON AUG 28, FEB 28 | | | | | | | |
| Next Interest Payable: 08/28/20 | | | | | | | |
| Estimated Yield 2.46% | | | | | | | |
| Accrued Interest \$553.77 | | | | | | | |
| Average Unit Cost \$1.00 | | | | | | | |
| Adjusted Cost Basis | | | | | | \$245,000.00 D | \$3,474.10 |
| KS STATEBANK MANHATTAN KS CD 2.50000% | 50116CBX6 | 245,000 | \$1.01491 | \$248,652.95 | \$6,125.00 | \$245,000.00 | |
| 06/21/2021 FDIC INSURED | CASH | | | | | | |
| CPN PMT MONTHLY | | | | | | | |
| Next Interest Payable: 04/21/20 | | | | | | | |
| Estimated Yield 2.46% | | | | | | | |
| Accrued Interest \$184.59 | | | | | | | |
| Average Unit Cost \$1.00 | | | | | | | |
| Adjusted Cost Basis | | | | | | \$245,000.00 D | \$3,652.95 |
| NORTHPOINTE BK GRAND RAPIDS MI CD 2.55000% | 666613GN8 | 245,000 | \$1.0164 | \$249,018.00 | \$6,247.50 | \$245,000.00 | |
| 07/19/2021 FDIC INSURED | CASH | | | | | | |
| CPN PMT MONTHLY | | | | | | | |
| Next Interest Payable: 04/19/20 | | | | | | | |
| Estimated Yield 2.50% | | | | | | | |
| Accrued Interest \$222.51 | | | | | | | |
| Average Unit Cost \$1.00 | | | | | | | |

Fifth Third Securities, Inc.

Account carried with National Financial Services LLC, Member
NYSE, SIPC

MN_CEBJGCLHBBKKPMN_BBBBB 20200331

Statement for the Period March 1, 2020 to March 31, 2020

MEDINA CITY SCHOOLS - Corporation

Account Number: [REDACTED]



**Fifth Third
Securities**

HOLDINGS > FIXED INCOME *continued*

| Description | Symbol/Cusip Account Type | Quantity | Estimated Price on 03/31/20 | Estimated Current Market Value | Estimated Annual Income | Original/Adjusted Cost Basis | Unrealized Gain (Loss) |
|--|------------------------------|------------------|-----------------------------------|--------------------------------------|----------------------------|---------------------------------|---------------------------|
| NORTHPOINTE BK GRAND RAPIDS MI CD Adjusted Cost Basis | 666613GN8 | <i>continued</i> | | | | \$245,000.00 D | \$4,018.00 |
| CELTIC BK SALT LAKE CITY UTAH CD 2.85000% 08/24/2021 FDIC INSURED CPN PMT MONTHLY Next Interest Payable: 04/24/20 Estimated Yield 2.79% Accrued Interest \$153.04 Average Unit Cost \$1.00 Adjusted Cost Basis | 15118RPT8 CASH | 245,000 | \$1.02163 | \$250,299.35 | \$6,982.50 | \$245,000.00 D | \$5,299.35 |
| FIRSTTRUST SVGS BK PA CD 2.55000% 09/13/2021 FDIC INSURED CPN PMT MONTHLY Next Interest Payable: 04/12/20 Estimated Yield 2.50% Accrued Interest \$342.33 Average Unit Cost \$1.00 Adjusted Cost Basis | 337630BJ5 CASH | 245,000 | \$1.01805 | \$249,422.25 | \$6,247.50 | \$245,000.00 D | \$4,422.25 |
| MEDALLION BK UTAH CD 2.45000% 02/16/2022 FDIC INSURED CPN PMT MONTHLY Next Interest Payable: 04/16/20 Estimated Yield 2.40% Accrued Interest \$263.12 Average Unit Cost \$1.00 Adjusted Cost Basis | 58404DBD2 CASH | 245,000 | \$1.02061 | \$250,049.45 | \$6,002.50 | \$245,000.00 D | \$5,049.45 |
| NORTHFIELD BK STATEN ISLAND NY CD 2.45000% 02/22/2022 FDIC INSURED CPN PMT SEMI-ANNUAL ON AUG 21, FEB 21 Next Interest Payable: 08/21/20 Estimated Yield 2.40% Accrued Interest \$657.81 Average Unit Cost \$1.00 Adjusted Cost Basis | 66612ACG1 CASH | 245,000 | \$1.02075 | \$250,083.75 | \$6,002.50 | \$245,000.00 D | \$5,083.75 |
| WELLS FARGO NATL BK WEST LAS V CD 1.85000% 12/30/2022 FDIC INSURED | 949495AF2 CASH | 245,000 | \$1.01145 | \$247,805.25 | \$4,532.50 | \$245,000.00 | |

Fifth Third Securities, Inc.

MN_CEBJGCLHBBKPMN_BBBBB 20200331

Account carried with National Financial Services LLC, Member
NYSE, SIPC

Statement for the Period March 1, 2020 to March 31, 2020

MEDINA CITY SCHOOLS - Corporation

Account Number: [REDACTED]



**Fifth Third
Securities**

HOLDINGS > FIXED INCOME *continued*

| Description | Symbol/Cusip Account Type | Quantity | Estimated Price on 03/31/20 | Estimated Current Market Value | Estimated Annual Income | Original/Adjusted Cost Basis | Unrealized Gain (Loss) |
|---|------------------------------|------------------|-----------------------------------|--------------------------------------|----------------------------|---------------------------------|---------------------------|
| WELLS FARGO NATL BK WEST LAS V CD CPN PMT MONTHLY Next Interest Payable: 04/30/20 Estimated Yield 1.82% Accrued Interest \$24.84 Average Unit Cost \$1.00 Adjusted Cost Basis | 949495AF2 | <i>continued</i> | | | | \$245,000.00 D | \$2,805.25 |
| CFBANK FAIRLAWN OHIO CD 2.80000% 03/15/2024 FDIC INSURED CPN PMT MONTHLY Next Interest Payable: 04/15/20 Estimated Yield 2.66% Accrued Interest \$306.47 Average Unit Cost \$1.00 Adjusted Cost Basis | 15721UCY3 CASH | 235,000 | \$1.05002 | \$246,754.70 | \$6,580.00 | \$235,000.00 D | \$11,754.70 |
| FIRST & FMRS BK PORTLAND ND CD 2.40000% 05/30/2024 FDIC INSURED CPN PMT MONTHLY Next Interest Payable: 04/30/20 Estimated Yield 2.31% Accrued Interest \$32.22 Average Unit Cost \$1.00 Adjusted Cost Basis | 31860PAL2 CASH | 245,000 | \$1.03599 | \$253,817.55 | \$5,880.00 | \$245,000.00 D | \$8,817.55 |
| STATE BK REESEVILLE WIS CD 2.25000% 06/28/2024 FDIC INSURED CPN PMT MONTHLY Next Interest Payable: 04/28/20 Estimated Yield 2.18% Accrued Interest \$59.18 Average Unit Cost \$1.00 Adjusted Cost Basis | 856487AX1 CASH | 240,000 | \$1.03032 | \$247,276.80 | \$5,400.00 | \$240,000.00 D | \$7,276.80 |
| POPPY BK SANTA ROSA CALIF CD 1.95000% 08/21/2024 FDIC INSURED CPN PMT MONTHLY Next Interest Payable: 04/21/20 CALLABLE ON 08/21/2020 @ 100.0000 Estimated Yield 1.94% Accrued Interest \$143.98 | 73319FAA7 CASH | 245,000 | \$1.00357 | \$245,874.65 | \$4,777.50 | \$245,000.00 | |

Fifth Third Securities, Inc.

MN_CEBJGCLHBBKKPMN_BBBBB 20200331

Account carried with National Financial Services LLC, Member
NYSE, SIPC

Statement for the Period March 1, 2020 to March 31, 2020

MEDINA CITY SCHOOLS - Corporation
Account Number: [REDACTED]



HOLDINGS > FIXED INCOME *continued*

| Description | Symbol/Cusip Account Type | Quantity | Estimated Price on 03/31/20 | Estimated Current Market Value | Estimated Annual Income | Original/Adjusted Cost Basis | Unrealized Gain (Loss) |
|---|------------------------------|------------------|-----------------------------------|--------------------------------------|----------------------------|---------------------------------|---------------------------|
| POPPY BK SANTA ROSA CALIF CD 1.95000% | 73319FAA7 | <i>continued</i> | | | | | |
| Average Unit Cost \$1.00 | | | | | | | |
| Adjusted Cost Basis | | | | | | \$245,000.00 D | \$874.65 |
| RAYMOND JAMES BK NATL ASSN CD 2.00000% | 75472RAE1 | 245,000 | \$1.02037 | \$249,990.65 | \$4,900.00 | \$245,000.00 | |
| 08/23/2024 FDIC INSURED | CASH | | | | | | |
| CPN PMT SEMI-ANNUAL | | | | | | | |
| ON FEB 23, AUG 23 | | | | | | | |
| Next Interest Payable: 08/23/20 | | | | | | | |
| Estimated Yield 1.96% | | | | | | | |
| Accrued Interest \$510.14 | | | | | | | |
| Average Unit Cost \$1.00 | | | | | | | |
| Adjusted Cost Basis | | | | | | \$245,000.00 D | \$4,990.65 |
| BANKGLOUCESTER CD 2.00000% 08/26/2024 | 06644RAC3 | 245,000 | \$1.00164 | \$245,401.80 | \$4,900.00 | \$245,000.00 | |
| FDIC INSURED | CASH | | | | | | |
| CPN PMT SEMI-ANNUAL | | | | | | | |
| ON FEB 26, AUG 26 | | | | | | | |
| Next Interest Payable: 08/26/20 | | | | | | | |
| Estimated Yield 1.99% | | | | | | | |
| Accrued Interest \$469.86 | | | | | | | |
| Average Unit Cost \$1.00 | | | | | | | |
| Adjusted Cost Basis | | | | | | \$245,000.00 D | \$401.80 |
| GRANT CNTY BK ULYSSES KANS CD 1.95000% | 38762PCP5 | 245,000 | \$1.00041 | \$245,100.45 | \$4,777.50 | \$245,000.00 | |
| 10/16/2024 FDIC INSURED | CASH | | | | | | |
| CPN PMT MONTHLY | | | | | | | |
| Next Interest Payable: 04/16/20 | | | | | | | |
| CALLABLE ON 04/16/2020 @ 100.0000 | | | | | | | |
| Estimated Yield 1.94% | | | | | | | |
| Accrued Interest \$209.42 | | | | | | | |
| Average Unit Cost \$1.00 | | | | | | | |
| Adjusted Cost Basis | | | | | | \$245,000.00 D | \$100.45 |
| BRIDGEWATER BK BLOOMINGTON MN CD | 108622JH5 | 245,000 | \$1.00094 | \$245,230.30 | \$4,165.00 | \$245,000.00 | |
| 1.70000% 02/14/2025 FDIC INSURED | CASH | | | | | | |
| CPN PMT MONTHLY | | | | | | | |
| Next Interest Payable: 04/14/20 | | | | | | | |
| CALLABLE ON 05/14/2020 @ 100.0000 | | | | | | | |
| Estimated Yield 1.69% | | | | | | | |
| Accrued Interest \$205.40 | | | | | | | |
| Average Unit Cost \$1.00 | | | | | | | |

Fifth Third Securities, Inc.

MN_CEBJGCLHBBKKPMN_BBBBB 20200331

Account carried with National Financial Services LLC, Member
NYSE, SIPC

Statement for the Period March 1, 2020 to March 31, 2020

MEDINA CITY SCHOOLS - Corporation

Account Number: [REDACTED]



HOLDINGS > FIXED INCOME *continued*

| Description | Symbol/Cusip Account Type | Quantity | Estimated Price on 03/31/20 | Estimated Current Market Value | Estimated Annual Income | Original/Adjusted Cost Basis | Unrealized Gain (Loss) |
|---|------------------------------|------------------|-----------------------------------|--------------------------------------|----------------------------|---------------------------------|---------------------------|
| BRIDGEWATER BK BLOOMINGTON MN CD | 108622JH5 | <i>continued</i> | | | | | |
| Adjusted Cost Basis | | | | | | \$245,000.00 D | \$230.30 |
| BANK IDAHO IDAHO FALLS IDAHO CD 1.70000% | 062723AA9 | 245,000 | \$1.00104 | \$245,254.80 | \$4,165.00 | \$245,000.00 | |
| 02/19/2025 FDIC INSURED | CASH | | | | | | |
| CPN PMT MONTHLY | | | | | | | |
| Next Interest Payable: 04/19/20 | | | | | | | |
| CALLABLE ON 05/19/2020 @ 100.0000 | | | | | | | |
| Estimated Yield 1.69% | | | | | | | |
| Accrued Interest \$148.34 | | | | | | | |
| Average Unit Cost \$1.00 | | | | | | | |
| Adjusted Cost Basis | | | | | | \$245,000.00 D | \$254.80 |
| CONGRESSIONAL BK POTOMAC MD CD 1.75000% | 20726ABK3 | 245,000 | \$1.00295 | \$245,722.75 | \$4,287.50 | \$245,000.00 | |
| 02/28/2025 FDIC INSURED | CASH | | | | | | |
| CPN PMT MONTHLY | | | | | | | |
| Next Interest Payable: 04/28/20 | | | | | | | |
| CALLABLE ON 08/28/2020 @ 100.0000 | | | | | | | |
| Estimated Yield 1.74% | | | | | | | |
| Accrued Interest \$46.99 | | | | | | | |
| Average Unit Cost \$1.00 | | | | | | | |
| Adjusted Cost Basis | | | | | | \$245,000.00 D | \$722.75 |
| CRESCOM BK MYRTLE BEACH S C CD 1.75000% | 225862EV9 | 245,000 | \$1.00131 | \$245,320.95 | \$4,287.50 | \$245,000.00 | |
| 02/28/2025 FDIC INSURED | CASH | | | | | | |
| CPN PMT MONTHLY | | | | | | | |
| Next Interest Payable: 04/28/20 | | | | | | | |
| CALLABLE ON 05/28/2020 @ 100.0000 | | | | | | | |
| Estimated Yield 1.74% | | | | | | | |
| Accrued Interest \$46.99 | | | | | | | |
| Average Unit Cost \$1.00 | | | | | | | |
| Adjusted Cost Basis | | | | | | \$245,000.00 D | \$320.95 |
| Total CDs | | 5,622,000 | | \$5,699,928.41 | \$124,474.00 | \$5,620,858.30 | \$79,070.11 |
| Municipal Bonds | | | | | | | |
| WASHINGTON OHIO LOC SCH DIST LUCAS CNTY | 939483FL2 | 740,000 | \$106.189 | \$785,798.60 | \$37,000.00 | \$776,186.00 | |
| 05.00000% 12/01/2021 FACS CONSTR IMPT GO | CASH | | | | | | |
| UNLTD TAX BDS SER. 2020 A | | | | | | | |
| OH SCH DST CR ENH PG | | | | | | | |
| UNLIMITED GEN OBLIG | | | | | | | |

Fifth Third Securities, Inc.

MN_CEBJGCLHBBKPMN_BBBBB 20200331

Account carried with National Financial Services LLC, Member
NYSE, SIPC

Statement for the Period March 1, 2020 to March 31, 2020

MEDINA CITY SCHOOLS - Corporation
Account Number: [REDACTED]



HOLDINGS > FIXED INCOME *continued*

| Description | Symbol/Cusip Account Type | Quantity | Estimated Price on 03/31/20 | Estimated Current Market Value | Estimated Annual Income | Original/Adjusted Cost Basis | Unrealized Gain (Loss) |
|--|------------------------------|------------------|-----------------------------------|--------------------------------------|----------------------------|---------------------------------|---------------------------|
| WASHINGTON OHIO LOC SCH DIST LUCAS CNTY | 939483FL2 | continued | | | | | |
| MOODY'S Aa2 | | | | | | | |
| CPN PMT SEMI-ANNUAL | | | | | | | |
| ON DEC 01, JUN 01 | | | | | | | |
| 1ST CPN DTE 12/01/2020 | | | | | | | |
| Next Interest Payable: 12/01/20 | | | | | | | |
| Average Unit Cost \$104.88 | | | | | | | |
| Adjusted Cost Basis | | | | | | \$776,126.45 D | \$9,672.15 |
| WASHINGTON OHIO LOC SCH DIST LUCAS CNTY | 939483FMO | 775,000 | \$109.469 | \$848,384.75 | \$38,750.00 | \$835,054.75 | |
| 05.00000% 12/01/2022 FACS CONSTR IMPT GO | CASH | | | | | | |
| UNLTD TAX BDS SER. 2020 A | | | | | | | |
| OH SCH DST CR ENH PG | | | | | | | |
| UNLIMITED GEN OBLIG | | | | | | | |
| MOODY'S Aa2 | | | | | | | |
| CPN PMT SEMI-ANNUAL | | | | | | | |
| ON DEC 01, JUN 01 | | | | | | | |
| 1ST CPN DTE 12/01/2020 | | | | | | | |
| Next Interest Payable: 12/01/20 | | | | | | | |
| Average Unit Cost \$107.74 | | | | | | | |
| Adjusted Cost Basis | | | | | | \$834,993.58 D | \$13,391.17 |
| Total Municipal Bonds | | 1,515,000 | | \$1,634,183.35 | \$75,750.00 | \$1,611,120.03 | \$23,063.32 |
| U.S. Treasury / Agency Securities | | | | | | | |
| FEDERAL FARM CR BKS BOND 1.94000% | 3133EK2W5 | 700,000 | \$100.052 | \$700,364.00 | \$13,580.00 | \$700,000.00 | |
| 04/17/2023 | CASH | | | | | | |
| MOODY'S Aaa /S&P AA+ | | | | | | | |
| CPN PMT SEMI-ANNUAL | | | | | | | |
| ON APR 17, OCT 17 | | | | | | | |
| 1ST CPN DTE 04/17/2020 | | | | | | | |
| Next Interest Payable: 04/17/20 | | | | | | | |
| CONTINUOUSLY CALLABLE FROM 04/17/2020 | | | | | | | |
| CALLABLE ON 04/17/2020 @ 100.0000 | | | | | | | |
| Accrued Interest \$6186.44 | | | | | | | |
| Average Unit Cost \$100.00 | | | | | | | |
| Adjusted Cost Basis | | | | | | \$700,000.00 D | \$364.00 |
| FEDERAL FARM CR BKS BOND 1.89000% | 3133ELBF0 | 650,000 | \$100.893 | \$655,804.50 | \$12,285.00 | \$650,000.00 | |
| 11/27/2024 | CASH | | | | | | |
| MOODY'S Aaa /S&P AA+ | | | | | | | |

Fifth Third Securities, Inc.

Account carried with National Financial Services LLC, Member
NYSE, SIPC

MN_CEBJGCLHBBKKPMN_BBBBB 20200331

Statement for the Period March 1, 2020 to March 31, 2020

MEDINA CITY SCHOOLS - Corporation
Account Number: [REDACTED]



HOLDINGS > FIXED INCOME *continued*

| Description | Symbol/Cusip Account Type | Quantity | Estimated Price on 03/31/20 | Estimated Current Market Value | Estimated Annual Income | Original/Adjusted Cost Basis | Unrealized Gain (Loss) |
|--|------------------------------|------------------|-----------------------------------|--------------------------------------|----------------------------|---------------------------------|---------------------------|
| FEDERAL FARM CR BKS BOND 1.89000% | 3133ELBF0 | continued | | | | | |
| CPN PMT SEMI-ANNUAL | | | | | | | |
| ON MAY 27, NOV 27 | | | | | | | |
| 1ST CPN DTE 05/27/2020 | | | | | | | |
| Next Interest Payable: 05/27/20 | | | | | | | |
| CONTINUOUSLY CALLABLE FROM 11/27/2020 | | | | | | | |
| CALLABLE ON 11/27/2020 @ 100.0000 | | | | | | | |
| Accrued Interest \$4231.50 | | | | | | | |
| Average Unit Cost \$100.00 | | | | | | | |
| Adjusted Cost Basis | | | | | | \$650,000.00 D | \$5,804.50 |
| FEDERAL HOME LN MTG CORP MTN 1.85000% | 3134GUV49 | 900,000 | \$100.355 | \$903,195.00 | \$16,650.00 | \$900,000.00 | |
| 01/15/2025 | CASH | | | | | | |
| MOODY'S Aaa | | | | | | | |
| CPN PMT SEMI-ANNUAL | | | | | | | |
| ON JUL 15, JAN 15 | | | | | | | |
| 1ST CPN DTE 07/15/2020 | | | | | | | |
| Next Interest Payable: 07/15/20 | | | | | | | |
| CALLABLE ON 07/15/2020 @ 100.0000 | | | | | | | |
| Accrued Interest \$3515.00 | | | | | | | |
| Average Unit Cost \$100.00 | | | | | | | |
| Adjusted Cost Basis | | | | | | \$900,000.00 D | \$3,195.00 |
| Total U.S. Treasury / Agency Securities | | 2,250,000 | | \$2,259,363.50 | \$42,515.00 | \$2,250,000.00 | \$9,363.50 |
| Total Fixed Income | | 9,387,000 | | \$9,593,475.26 | \$242,739.00 | \$9,481,978.33 | \$111,496.93 |
| Total Securities | | | | \$9,593,475.26 | \$242,739.00 | \$9,481,978.33 | \$111,496.93 |
| TOTAL PORTFOLIO VALUE | | | | \$10,262,158.62 | \$242,739.00 | \$9,481,978.33 | \$111,496.93 |

Fifth Third Securities, Inc.

MN_CEBJGCLHBBKKPMN_BBBBB 20200331

Account carried with National Financial Services LLC, Member
NYSE, SIPC

Statement for the Period March 1, 2020 to March 31, 2020

MEDINA CITY SCHOOLS - Corporation

Account Number: [REDACTED]



Activity

NFS-provided cost basis, realized gain (loss) and holding period information may not reflect all adjustments necessary for tax purposes. Please refer to Footnotes and Cost Basis Information at the end of this statement for more information.

PURCHASES, SALES, AND REDEMPTIONS

| Settlement Date | Account Type | Transaction | Description | Quantity | Amount | Total Cost Basis | Realized Gain (Loss) |
|-----------------------------------|--------------|-------------|--|-------------|-------------------------|------------------|----------------------|
| Securities Purchased | | | | | | | |
| 03/31/20 | CASH | YOU BOUGHT | WASHINGTON OHIO LOC SCH DIST LUCAS CNTY 05.00000% 12/01/2021 FACS CONSTR IMPT GO UNLTD TAX BDS SER. 2020 A PROSPECTUS UNDER SEPARATE COVER SOLICITED ORDER | 740,000 | (\$776,186.00) | \$776,186.00 | |
| 03/31/20 | CASH | YOU BOUGHT | WASHINGTON OHIO LOC SCH DIST LUCAS CNTY 05.00000% 12/01/2022 FACS CONSTR IMPT GO UNLTD TAX BDS SER. 2020 A PROSPECTUS UNDER SEPARATE COVER SOLICITED ORDER | 775,000 | (\$835,054.75) | \$835,054.75 | |
| Total Securities Purchased | | | | | (\$1,611,240.75) | | |
| Redemptions | | | | | | | |
| 03/11/20 | CASH | REDEEMED | FEDL HOME LN MTG CRP MTN 2.00000% 09/11/2024 FULL CALL PAYOUT #REOR R0062367380000 Adjusted Cost Basis | (1,000,000) | \$1,000,000.00 | \$1,000,000.00 | |
| | | | | | | \$1,000,000.00 | D |
| 03/23/20 | CASH | REDEEMED | FIRST KEYSTONE CMNTY BK BERWIC CD 1.90000% 10/23/2023 FULL CALL PAYOUT #REOR R0062376340000 Adjusted Cost Basis | (245,000) | \$245,000.00 | \$245,000.00 | |
| | | | | | | \$245,000.00 | D |
| 03/30/20 | CASH | REDEEMED | FIRST CHOICE BK CERRITOS CALIF CD 2.25000% 06/30/2021 FULL CALL PAYOUT #REOR R0062367780000 Adjusted Cost Basis | (250,000) | \$250,000.00 | \$250,000.00 | |
| | | | | | | \$250,000.00 | D |

Fifth Third Securities, Inc.

MN_CEBJGCLHBBKKPMN_BBBBB 20200331

Account carried with National Financial Services LLC, Member
NYSE, SIPC

Statement for the Period March 1, 2020 to March 31, 2020

MEDINA CITY SCHOOLS - Corporation
Account Number: [REDACTED]



PURCHASES, SALES, AND REDEMPTIONS *continued*

| Settlement Date | Account Type | Transaction | Description | Quantity | Amount | Total Cost Basis | Realized Gain (Loss) |
|--------------------------|--------------|-------------|---|-----------|-----------------------|------------------|----------------------|
| 03/30/20 | CASH | REDEEMED | FIRST UTD BK & TR COMPANY CD 2.10000% 08/30/2024 FULL CALL PAYOUT #REOR R0062361100000 Adjusted Cost Basis | (245,000) | \$245,000.00 | \$245,000.00 | |
| Total Redemptions | | | | | \$1,740,000.00 | | |

ACTIVITY > CORE FUND ACTIVITY

For more information about the operation of your core account, please refer to your Customer Agreement.

| Settlement Date | Account Type | Transaction | Description | Quantity | Amount |
|-----------------|--------------|-------------|--|------------|------------------|
| 03/02/20 | CASH | YOU BOUGHT | FEDERATED TREASURY OBLIGATIONS IS @ 1 | 2,731.37 | (\$2,731.37) |
| 03/11/20 | CASH | YOU BOUGHT | FEDERATED TREASURY OBLIGATIONS IS @ 1 | 1,010,000 | (\$1,010,000.00) |
| 03/12/20 | CASH | YOU BOUGHT | FEDERATED TREASURY OBLIGATIONS IS @ 1 | 496.38 | (\$496.38) |
| 03/13/20 | CASH | YOU BOUGHT | FEDERATED TREASURY OBLIGATIONS IS @ 1 | 447.71 | (\$447.71) |
| 03/16/20 | CASH | YOU BOUGHT | FEDERATED TREASURY OBLIGATIONS IS @ 1 | 1,710.2 | (\$1,710.20) |
| 03/19/20 | CASH | YOU BOUGHT | FEDERATED TREASURY OBLIGATIONS IS @ 1 | 827.3 | (\$827.30) |
| 03/23/20 | CASH | YOU BOUGHT | FEDERATED TREASURY OBLIGATIONS IS @ 1 | 246,236.07 | (\$246,236.07) |
| 03/24/20 | CASH | YOU BOUGHT | FEDERATED TREASURY OBLIGATIONS IS @ 1 | 554.77 | (\$554.77) |
| 03/30/20 | CASH | YOU BOUGHT | FEDERATED TREASURY OBLIGATIONS IS @ 1 | 497,428.49 | (\$497,428.49) |

Fifth Third Securities, Inc.

MN_CEBJGCLHBBKKPMN_BBBBB 20200331

Account carried with National Financial Services LLC, Member
NYSE, SIPC

Statement for the Period March 1, 2020 to March 31, 2020

MEDINA CITY SCHOOLS - Corporation

Account Number: [REDACTED]



ACTIVITY > CORE FUND ACTIVITY *continued*

| Settlement Date | Account Type | Transaction | Description | Quantity | Amount |
|---------------------------------|--------------|-------------|---------------------------------------|----------------|-----------------------|
| 03/31/20 | CASH | YOU SOLD | FEDERATED TREASURY OBLIGATIONS IS @ 1 | (1,634,366.03) | \$1,634,366.03 |
| TOTAL CORE FUND ACTIVITY | | | | | (\$126,066.26) |

ACTIVITY > ADDITIONS AND WITHDRAWALS > OTHER ADDITIONS AND WITHDRAWALS

| Date | Account Type | Transaction | Description | Quantity | Amount |
|--|--------------|--------------------|---|----------|----------------------|
| Other Additions and Withdrawals | | | | | |
| 03/31/20 | CASH | WIRE TRANS TO BANK | WD60439926 THE HUNTINGTON NATIONAL BANK [REDACTED] | | (\$23,519.96) |
| Total Other Additions and Withdrawals | | | | | (\$23,519.96) |
| TOTAL ADDITIONS AND WITHDRAWALS | | | | | (\$23,519.96) |

ACTIVITY > INCOME > TAXABLE INCOME

| Settlement Date | Account Type | Transaction | Description | Quantity | Amount |
|--------------------------------|--------------|-------------------|---|----------|-----------------|
| Taxable Dividends | | | | | |
| 02/28/20 | CASH | DIVIDEND RECEIVED | FEDERATED TREASURY OBLIGATIONS IS DIVIDEND RECEIVED | | \$990.34 |
| Total Taxable Dividends | | | | | \$990.34 |
| Taxable Interest | | | | | |
| 02/29/20 | CASH | INTEREST | FIRST & FMRS BK PORTLAND ND CD 2.40000% 05/30/2024 | | \$483.29 |
| 02/29/20 | CASH | INTEREST | FIRST CHOICE BK CERRITOS CALIF CD 2.25000% 06/30/2021 | | \$462.33 |
| 02/29/20 | CASH | INTEREST | FIRST UTD BK & TR COMPANY CD 2.10000% 08/30/2024 | | \$422.88 |

Fifth Third Securities, Inc.

Account carried with National Financial Services LLC, Member NYSE, SIPC

MN_CEBJGCLHBBKKPMN_BBBBB 20200331

Statement for the Period March 1, 2020 to March 31, 2020

MEDINA CITY SCHOOLS - Corporation

Account Number: [REDACTED]



ACTIVITY> INCOME > TAXABLE INCOME *continued*

| Settlement Date | Account Type | Transaction | Description | Quantity | Amount |
|-----------------|--------------|-------------|--|----------|-------------|
| 02/29/20 | CASH | INTEREST | WELLS FARGO NATL BK WEST LAS V CD 1.85000% 12/30/2022 | | \$372.53 |
| 03/11/20 | CASH | INTEREST | FEDL HOME LN MTG CRP MTN 2.00000% 09/11/2024 | | \$10,000.00 |
| 03/12/20 | CASH | INTEREST | FIRSTTRUST SVGS BK PA CD 2.55000% 09/13/2021 | | \$496.38 |
| 03/13/20 | CASH | INTEREST | PRIME ALLIANCE BK UTAH CD 2.30000% 03/15/2021 | | \$447.71 |
| 03/14/20 | CASH | INTEREST | BRIDGEWATER BK BLOOMINGTON MN CD 1.70000% 02/14/2025 | | \$330.92 |
| 03/15/20 | CASH | INTEREST | CFBANK FAIRLAWN OHIO CD 2.80000% 03/15/2024 | | \$522.79 |
| 03/16/20 | CASH | INTEREST | GRANT CNTY BK ULYSSES KANS CD 1.95000% 10/16/2024 | | \$379.58 |
| 03/16/20 | CASH | INTEREST | MEDALLION BK UTAH CD 2.45000% 02/16/2022 | | \$476.91 |
| 03/19/20 | CASH | INTEREST | BANK IDAHO IDAHO FALLS IDAHO CD 1.70000% 02/19/2025 | | \$330.92 |
| 03/19/20 | CASH | INTEREST | NORTHPOINTE BK GRAND RAPIDS MI CD 2.55000% 07/19/2021 | | \$496.38 |
| 03/21/20 | CASH | INTEREST | KS STATEBANK MANHATTAN KS CD 2.50000% 06/21/2021 | | \$486.64 |
| 03/21/20 | CASH | INTEREST | POPPY BK SANTA ROSA CALIF CD 1.95000% 08/21/2024 | | \$379.58 |
| 03/23/20 | CASH | INTEREST | FIRST KEYSTONE CMNTY BK BERWIC CD 1.90000% 10/23/2023 | | \$369.85 |
| 03/24/20 | CASH | INTEREST | CELTIC BK SALT LAKE CITY UTAH CD 2.85000% 08/24/2021 | | \$554.77 |
| 03/28/20 | CASH | INTEREST | CONGRESSIONAL BK POTOMAC MD CD 1.75000% 02/28/2025 | | \$340.65 |
| 03/28/20 | CASH | INTEREST | CRESKOM BK MYRTLE BEACH S C CD 1.75000% 02/28/2025 | | \$340.65 |
| 03/28/20 | CASH | INTEREST | FIRST UTD BK & TR COMPANY CD 2.10000% 08/30/2024 | | \$394.68 |

Fifth Third Securities, Inc.

Account carried with National Financial Services LLC, Member
NYSE, SIPC

MN_CEBJGCLHBBKKPMN_BBBBB 20200331

Statement for the Period March 1, 2020 to March 31, 2020

MEDINA CITY SCHOOLS - Corporation

Account Number: [REDACTED]



ACTIVITY > INCOME > TAXABLE INCOME *continued*

| Settlement Date | Account Type | Transaction | Description | Quantity | Amount |
|-------------------------------|--------------|-------------|--|----------|--------------------|
| 03/28/20 | CASH | INTEREST | STATE BK REESEVILLE WIS CD 2.25000% 06/28/2024 | | \$429.04 |
| 03/30/20 | CASH | INTEREST | FIRST & FMRS BK PORTLAND ND CD 2.40000% 05/30/2024 | | \$483.29 |
| 03/30/20 | CASH | INTEREST | FIRST CHOICE BK CERRITOS CALIF CD 2.25000% 06/30/2021 | | \$462.33 |
| 03/30/20 | CASH | INTEREST | WELLS FARGO NATL BK WEST LAS V CD 1.85000% 12/30/2022 | | \$372.53 |
| Total Taxable Interest | | | | | \$19,836.63 |
| Total Taxable Income | | | | | \$20,826.97 |
| TOTAL INCOME | | | | | \$20,826.97 |

ACTIVITY > TRADES PENDING SETTLEMENT

These trades settle after the closing date of this statement and will be reflected on your next statement.

| Trade Date | Settlement Date | Transaction | Description | Quantity | Amount | Total Cost Basis | Realized Gain (Loss) |
|--|-----------------|-------------|--|----------|-----------------------|------------------|----------------------|
| 03/31/20 | 04/15/20 | BOUGHT | EVERGREEN BK GROUP ILL CD 1.05000% 04/17/2023 FACT SHEET TO FOLLOW SOLICITED ORDER | 230,000 | (\$230,000.00) | \$230,000.00 | |
| 03/31/20 | 04/03/20 | BOUGHT | FIRST SOURCE BK SOUTH BEND IND CD 1.35000% 08/03/2023 FACT SHEET TO FOLLOW SOLICITED ORDER | 217,000 | (\$217,000.00) | \$217,000.00 | |
| Total Trades Pending Settlement | | | | | (\$447,000.00) | | |

Fifth Third Securities, Inc.

MN_CEBJGCLHBBKKPMN_BBBBB 20200331

Account carried with National Financial Services LLC, Member
NYSE, SIPC

Brokerage

Account Statement

March 1, 2020 - March 31, 2020

Account Number: [REDACTED]

MEDINA CITY SCHOOLS
739 WEYMOUTH RD
MEDINA OH 44256-2037

Portfolio at a Glance

| | This Period |
|--|------------------------|
| BEGINNING ACCOUNT VALUE | \$15,170,181.51 |
| Deposits (Cash & Securities) | 4,424,032.07 |
| Withdrawals (Cash & Securities) | -3,240,271.16 |
| Dividends, Interest and Other Income | 30,921.52 |
| Net Change in Portfolio¹ | -35,451.85 |
| ENDING ACCOUNT VALUE | \$16,349,412.09 |
| Estimated Annual Income | \$339,290.00 |

¹ Net Change in Portfolio is the difference between the ending account value and beginning account value after activity.

Asset Summary

| Percent | Asset Type | Last Period | This Period |
|---------|--------------------------------------|------------------------|------------------------|
| 1% | Cash, Money Funds, and Bank Deposits | 51.50 | 8,701.86 |
| 99% | Fixed Income | 15,170,130.01 | 16,340,710.23 |
| 100% | Account Total | \$15,170,181.51 | \$16,349,412.09 |

Please review your allocation periodically with your Account Executive.

Client Service Information

Your Account Executive: ATT
ANDREW CARDINALI**Contact Information**
E-Mail Address:
customerservice@mbssecurities.com**Client Service Information**
Service Hours: Weekdays 09:00 a.m. - 05:00 p.m. (EST)
Client Service Telephone Number: (800) 967-9045
Web Site: WWW.MBSSECURITIES.COM

Your Account Information

INVESTMENT OBJECTIVE

Investment Objective: NONE SPECIFIED

Please discuss your investment objective with your Account Executive.

TAX LOT DEFAULT DISPOSITION METHOD

Default Method for Mutual Funds:

First In First Out

Default Method for Stocks in a Dividend Reinvestment Plan:

First In First Out

Default Method for all Other Securities:

First In First Out

BOND AMORTIZATION ELECTIONS

Amortize premium on taxable bonds based on Constant Yield Method: Yes

Accrual market discount method for all other bond types:

Constant Yield Method

Include market discount in income annually:

No

ELECTRONIC DELIVERY

Your electronic delivery selections for account communications are listed below:

Electronic Delivery

Enrollment

Communication



Statements and Reports



Trade Confirmations



Tax Documents



Notifications



Prospectus



Proxy/Shareholder Communications

You have not enrolled any of the above documents for electronic delivery. Please log in to your account or contact your Account Executive to make any changes to your electronic delivery preferences.

Income and Expense Summary

| | Current Period | | Year-to-Date | |
|------------------------|--------------------|---------------|--------------------|---------------|
| | Taxable | Non Taxable | Taxable | Non Taxable |
| Interest Income | | | | |
| Other Interest | 30,921.52 | 0.00 | 92,606.72 | 0.00 |
| Total Income | \$30,921.52 | \$0.00 | \$92,606.72 | \$0.00 |

Accrued Interest Summary

| | Current Period | | Year-to-Date | |
|------------------------------------|-----------------|---------------|-----------------|---------------|
| | Taxable | Non Taxable | Taxable | Non Taxable |
| Accrued Interest Paid | | | | |
| Certificates of Deposit | -32.07 | 0.00 | -32.07 | 0.00 |
| Total Accrued Interest Paid | -\$32.07 | \$0.00 | -\$32.07 | \$0.00 |



**MBS MULTI-BANK SECURITIES, INC.***1000 Town Center, Suite 2300
Southfield, MI 48075
(800) 967-9045

Member of FINRA & SIPC; MSRB Registered.

March 1, 2020 - March 31, 2020
MEDINA CITY SCHOOLS**Portfolio Holdings**

| Description | Quantity | Opening Balance | Closing Balance | Accrued Income | 30-Day Yield |
|---|----------|-----------------|-------------------|----------------|--------------|
| CASH, MONEY FUNDS AND BANK DEPOSITS 1.00% of Portfolio | | | | | |
| Cash Balance | | 51.50 | 8,701.86 | | |
| TOTAL CASH, MONEY FUNDS AND BANK DEPOSITS | | \$51.50 | \$8,701.86 | \$0.00 | |

| Description | Quantity | Market Price | Market Value | Accrued Interest | Estimated Annual Income | Estimated Yield |
|---|-------------|--------------|--------------|------------------|-------------------------|-----------------|
| FIXED INCOME 99.00% of Portfolio (In Maturity Date Sequence) | | | | | | |
| Certificates of Deposit | | | | | | |
| ISRAEL DISC BK NEW YORK N Y CTF DEP 2.700% 05/04/20 DTD 05/04/18 ACT/365 1ST CPN DTE 11/04/18 Security Identifier: 465076KG1 | 246,000.000 | 100.1640 | 246,403.44 | 2,693.19 | 6,642.00 | 2.69% |
| MERCANTILE BK MICH GRAND RAPIDS CTF DEP 2.750% 06/01/20 DTD 06/01/18 ACT/365 1ST CPN DTE 12/01/18 Security Identifier: 58740XZM5 | 246,000.000 | 100.3080 | 246,757.68 | 2,242.64 | 6,765.00 | 2.74% |
| ALLEGIANCE BK HOUSTON TEX CTF DEP 2.800% 06/15/20 DTD 06/13/18 ACT/365 1ST CPN DTE 12/13/18 Security Identifier: 01748DBC9 | 246,000.000 | 100.3830 | 246,942.18 | 2,056.96 | 6,888.00 | 2.78% |
| ENTERPRISE BK & TR CLAYTON MO CTF DEP 2.800% 06/22/20 DTD 06/22/18 ACT/365 1ST CPN DTE 07/22/18 Security Identifier: 29367SHX5 | 248,000.000 | 100.4120 | 249,021.76 | 171.22 | 6,944.00 | 2.78% |
| FIRST FINL BK CINCINNATI OH CTF DEP 2.900% 06/26/20 DTD 12/26/18 ACT/365 Security Identifier: 32021SFP6 | 246,000.000 | 100.4580 | 247,126.68 | 1,876.34 | 7,134.00 | 2.88% |
| FIRST REP BK SAN FRANCISCO CALIF NEW CTF DEP 2.750% 07/27/20 DTD 07/27/18 ACT/365 Security Identifier: 33616CAZ3 | 246,000.000 | 100.5650 | 247,389.90 | 1,186.19 | 6,765.00 | 2.73% |
| MORGAN STANLEY BK N A SALT LAKE CITY UTAH CTF DEP 2.750% 08/03/20 DTD 08/02/18 ACT/365 Security Identifier: 61747M4K4 | 248,000.000 | 100.5980 | 249,483.04 | 1,083.73 | 6,820.00 | 2.73% |
| BANK AMER NA CHARLOTTE NC CTF DEP 2.750% 08/17/20 DTD 08/15/18 ACT/365 1ST CPN DTE 02/15/19 Security Identifier: 06051VB70 | 246,000.000 | 100.6620 | 247,628.52 | 834.04 | 6,765.00 | 2.73% |
| ORIENTAL BK BROKERED INSTL CTF DEP 2.800% 09/14/20 DTD 09/12/18 ACT/365 1ST CPN DTE 03/12/19 Security Identifier: 68621KCC3 | 246,000.000 | 100.8110 | 247,995.06 | 358.55 | 6,888.00 | 2.77% |



Portfolio Holdings (continued)

| Description | Quantity | Market Price | Market Value | Accrued Interest | Estimated Annual Income | Estimated Yield |
|--|-------------|--------------|--------------|------------------|-------------------------|-----------------|
| FIXED INCOME (continued) | | | | | | |
| Certificates of Deposit (continued) | | | | | | |
| CONNECTONE BK ENGLEWOOD CLIFFS N J CTF DEP 2.800% 09/18/20 DTD 09/19/18 ACT/365 Security Identifier: 20786ACJ2 | 248,000.000 | 100.8220 | 250,038.56 | 228.30 | 6,944.00 | 2.77% |
| BARCLAYS BK DEL RETAIL CTF DEP 3A2 INSTL CTF DEP 1.950% 09/21/20 DTD 09/20/17 ACT/365 Security Identifier: 06740KKU0 | 247,000.000 | 100.4340 | 248,071.98 | 145.15 | 4,816.50 | 1.94% |
| MAIN STR BK BINGHAM FARMS MI CTF DEP 2.900% 10/05/20 DTD 10/04/18 ACT/365 1ST CPN DTE 11/04/18 Security Identifier: 56035BBN5 | 248,000.000 | 100.9460 | 250,346.08 | 532.01 | 7,192.00 | 2.87% |
| WEX BK MIDVALE UTAH CTF DEP 2.000% 10/19/20 DTD 10/18/17 ACT/365 1ST CPN DTE 04/18/18 Security Identifier: 92937CGB8 | 247,000.000 | 100.5150 | 248,272.05 | 2,233.15 | 4,940.00 | 1.98% |
| GOLDMAN SACHS BK USA NEW YORK CTF DEP 2.050% 11/23/20 DTD 11/22/17 ACT/365 1ST CPN DTE 05/22/18 Security Identifier: 38148PTD9 | 247,000.000 | 100.6230 | 248,538.81 | 1,803.44 | 5,063.50 | 2.03% |
| MERCANTIL BK NATL ASSN CORAL GABLES FLA CTF DEP 2.200% 12/29/20 DTD 12/29/17 ACT/365 Security Identifier: 58733AES4 | 248,000.000 | 100.8160 | 250,023.68 | 29.90 | 5,456.00 | 2.18% |
| DISCOVER BK GREENWOOD DEL CTF DEP 2.500% 02/01/21 DTD 01/31/18 ACT/365 Security Identifier: 254673LX2 | 246,000.000 | 101.1210 | 248,757.66 | 1,010.96 | 6,150.00 | 2.47% |
| FIRST NATL BK MCGREGOR TEX CTF DEP 2.650% 02/01/21 DTD 01/31/19 ACT/365 1ST CPN DTE 02/28/19 Security Identifier: 32112UCU3 | 245,000.000 | 101.2420 | 248,042.90 | 0.00 | 6,492.50 | 2.61% |
| CAPITAL BK N A ROCKVILLE MD CTF DEP 2.600% 03/12/21 DTD 03/13/19 ACT/365 1ST CPN DTE 04/13/19 Security Identifier: 139805AQ8 | 248,000.000 | 101.2950 | 251,211.60 | 317.98 | 6,448.00 | 2.56% |
| CITIBANK NATL ASSN SIOUX FALLS S D CTF DEP 2.700% 03/29/21 DTD 03/29/18 ACT/365 Security Identifier: 17312QH77 | 246,000.000 | 101.4480 | 249,562.08 | 36.39 | 6,642.00 | 2.66% |
| SYNCHRONY BK RETAIL CTF DEP FIDELITY INSTL CTF DEP 2.700% 04/13/21 DTD 04/13/18 ACT/365 Security Identifier: 87165FUN2 | 246,000.000 | 101.4840 | 249,650.64 | 3,093.53 | 6,642.00 | 2.66% |
| TOWNEBANK PORTSMOUTH VA CTF DEP 2.800% 04/30/21 DTD 04/30/18 ACT/365 1ST CPN DTE 10/30/18 Security Identifier: 89214PBL2 | 246,000.000 | 101.6530 | 250,066.38 | 2,887.30 | 6,888.00 | 2.75% |
| FEDERAL SVGS BK CHICAGO IL CTF DEP 2.500% 05/28/21 DTD 05/30/19 ACT/365 1ST CPN DTE 06/30/19 Security Identifier: 313812DA4 | 248,000.000 | 101.4220 | 251,526.56 | 0.00 | 6,200.00 | 2.46% |



**MULTI-BANK SECURITIES, INC.***

1000 Town Center, Suite 2300
Southfield, MI 48075
(800) 967-9045

Member of FINRA & SIPC; MSRB Registered.

March 1, 2020 - March 31, 2020
MEDINA CITY SCHOOLS

Portfolio Holdings (continued)

| Description | Quantity | Market Price | Market Value | Accrued Interest | Estimated Annual Income | Estimated Yield |
|--|-------------|--------------|--------------|------------------|-------------------------|-----------------|
| FIXED INCOME (continued) | | | | | | |
| Certificates of Deposit (continued) | | | | | | |
| CTBC BK CORP USA LOS ANGELES CALIF CTF DEP 3.000% 06/15/21 DTD 06/15/18 ACT/365 Security Identifier: 12651HAB5 | 246,000.000 | 102.0700 | 251,092.20 | 2,163.45 | 7,380.00 | 2.93% |
| HERITAGE BK HOPKINSVILLE KY CTF DEP 3.000% 06/21/21 DTD 06/19/18 ACT/365 Security Identifier: 42724JEG6 | 248,000.000 | 102.0990 | 253,205.52 | 244.60 | 7,440.00 | 2.93% |
| CHIPPEWA VY BK WINTER WIS CTF DEP 3.000% 07/06/21 DTD 07/06/18 ACT/365 1ST CPN DTE 08/06/18 Security Identifier: 169894AP7 | 248,000.000 | 102.1640 | 253,366.72 | 509.59 | 7,440.00 | 2.93% |
| BMW BK NORTH AMER SALT LAKE CITY UTAH CTF DEP 3.000% 07/13/21 DTD 07/13/18 ACT/365 Security Identifier: 05580ANK6 | 246,000.000 | 102.1930 | 251,394.78 | 1,577.10 | 7,380.00 | 2.93% |
| MORGAN STANLEY PRIVATE BK NATL ASSN PUR N Y CTF DEP 2.100% 08/09/21 DTD 08/08/19 ACT/365 Security Identifier: 61760AS83 | 248,000.000 | 101.0970 | 250,720.56 | 741.96 | 5,208.00 | 2.07% |
| MAIN STR BK CORP WHEELING WV CTF DEP 2.950% 02/01/22 DTD 02/01/19 ACT/365 1ST CPN DTE 05/01/19 Security Identifier: 56034WAS0 | 248,000.000 | 102.9260 | 255,256.48 | 1,182.59 | 7,316.00 | 2.86% |
| UBS BK USA SALT LAKE CITY UT CTF DEP 1.000% 03/11/22 B/E DTD 03/11/20 ACT/365 1ST CPN DTE 04/11/20 Security Identifier: 90348JSW1 | 248,000.000 | 99.3380 | 246,358.24 | 135.89 | 2,480.00 | 1.00% |
| SECURITY FIRST BK LINCOLN NEB CTF DEP ACT/365 2.500% 04/25/22 B/E DTD 04/24/19 ACT/365 Security Identifier: 81425PAY7 | 248,000.000 | 100.0970 | 248,240.56 | 1,138.08 | 6,200.00 | 2.49% |
| DELTA NATL BK & TR CO NEW YORK NY CTF DEP 1.100% 08/03/22 B/E DTD 03/30/20 ACT/365 Security Identifier: 24773RBM6 | 91,000.000 | 99.3440 | 90,403.04 | 2.74 | 1,001.00 | 1.10% |
| CAPITAL ONE NATL ASSN MCLEAN VA CTF DEP 2.050% 08/15/22 DTD 08/14/19 ACT/365 Security Identifier: 14042RMX6 | 248,000.000 | 101.5450 | 251,831.60 | 640.72 | 5,084.00 | 2.01% |
| LAKELAND BK NFLD N J CTF DEP 1.100% 09/30/22 B/E DTD 03/30/20 ACT/365 1ST CPN DTE 09/30/20 Security Identifier: 511640AX2 | 248,000.000 | 99.2630 | 246,172.24 | 7.47 | 2,728.00 | 1.10% |



Portfolio Holdings (continued)

| Description | Quantity | Market Price | Market Value | Accrued Interest | Estimated Annual Income | Estimated Yield |
|--|-------------|--------------|--------------|------------------|-------------------------|-----------------|
| FIXED INCOME (continued) | | | | | | |
| Certificates of Deposit (continued) | | | | | | |
| SALLIE MAE BK SALT LAKE CITY UT CTF DEP 2.650% 01/31/23 DTD 01/31/18 ACT/365 1ST CPN DTE 07/31/18 Security Identifier: 795450J71 | 246,000.000 | 103.3700 | 254,290.20 | 1,071.62 | 6,519.00 | 2.56% |
| ENVISION BK RANDOLPH MASS CTF DEP 1.650% 02/14/23 DTD 02/14/20 ACT/365 CALLABLE 05/14/20 Security Identifier: 29415LBQ3 | 248,000.000 | 100.0880 | 248,218.24 | 515.70 | 4,092.00 | 1.64% |
| EAGLEBANK BETHESDA MD CTF DEP 1.650% 03/06/23 DTD 03/06/20 ACT/365 1ST CPN DTE 04/06/20 Security Identifier: 27002YEV4 | 248,000.000 | 100.5940 | 249,473.12 | 280.27 | 4,092.00 | 1.64% |
| LIVE OAK BKG CO WILMINGTON N C CTF DEP 1.550% 03/06/23 DTD 03/06/20 ACT/365 Security Identifier: 538036JZ8 | 100,000.000 | 100.3070 | 100,307.00 | 106.16 | 1,550.00 | 1.54% |
| FLORIDA CAP BK NATL ASSN JACKSONVILLE FLA CTF DEP 1.150% 03/27/23 B/E DTD 03/26/20 ACT/365 Security Identifier: 340569GV8 | 248,000.000 | 99.1250 | 245,830.00 | 31.25 | 2,852.00 | 1.16% |
| MUTUALONE BK FRAMINGHAM MA CTF DEP 1.050% 03/27/23 B/E DTD 03/27/20 ACT/365 Security Identifier: 62847HAZ2 | 246,000.000 | 98.8340 | 243,131.64 | 28.31 | 2,583.00 | 1.06% |
| AMERICAN EXPRESS NATL BK BROKERED INTL CTF DEP ACT/365 1.450% 03/31/23 B/E DTD 03/31/20 ACT/365 Security Identifier: 02589AB50 | 248,000.000 | 100.0000 | 248,000.00 | 0.00 | 3,596.00 | 1.45% |
| BANK LEUMI USA NEW YORK N Y CTF DEP 1.450% 03/31/23 B/E DTD 03/31/20 ACT/365 1ST CPN DTE 09/30/20 Security Identifier: 063248KR8 | 248,000.000 | 100.0000 | 248,000.00 | 0.00 | 3,596.00 | 1.45% |
| NORTHSTAR BK BAD AXE MICH CTF DEP 1.150% 03/31/23 B/E DTD 03/31/20 ACT/365 1ST CPN DTE 04/30/20 Security Identifier: 66704MEQ0 | 248,000.000 | 99.1200 | 245,817.60 | 0.00 | 2,852.00 | 1.16% |
| CALPRIVATE BK LA JOLLA CALIF CTF DEP 2.200% 08/16/23 DTD 08/16/19 ACT/365 1ST CPN DTE 09/16/19 Security Identifier: 13135NAG5 | 248,000.000 | 100.0520 | 248,128.96 | 224.22 | 5,456.00 | 2.19% |
| GREAT SOUTHN BK REEDS SPRINGS MO CTF DEP 1.700% 08/21/23 DTD 02/21/20 ACT/365 Security Identifier: 39120VSS4 | 248,000.000 | 100.2690 | 248,667.12 | 115.51 | 4,216.00 | 1.69% |
| LIVE OAK BKG CO WILMINGTON N C CTF DEP 1.600% 09/06/23 DTD 03/06/20 ACT/365 Security Identifier: 538036KB9 | 147,000.000 | 100.4290 | 147,630.63 | 161.10 | 2,352.00 | 1.59% |
| NICOLET NATL BK GREENBAY WIS CTF DEP ACT/365 1.100% 09/27/23 B/E DTD 03/27/20 ACT/365 Security Identifier: 654062IG4 | 248,000.000 | 98.7270 | 244,842.96 | 29.90 | 2,728.00 | 1.11% |



March 1, 2020 - March 31, 2020
MEDINA CITY SCHOOLS

Portfolio Holdings (continued)

| Description | Quantity | Market Price | Market Value | Accrued Interest | Estimated Annual Income | Estimated Yield |
|--|-------------|--------------|--------------|------------------|-------------------------|-----------------|
| FIXED INCOME (continued) | | | | | | |
| Certificates of Deposit (continued) | | | | | | |
| LIBERTY NATL BK ADA OHIO CTF DEP 1.850% 12/06/23 DTD 12/06/19 ACT/365 CALLABLE 04/06/20 Security Identifier: 530880AL7 | 247,000.000 | 100.0150 | 247,037.05 | 312.98 | 4,569.50 | 1.84% |
| DELTA NATL BK & TR CO NEW YORK NY CTF DEP 1.200% 03/04/24 B/E DTD 03/31/20 ACT/365 Security Identifier: 24773RBN4 | 141,000.000 | 98.8700 | 139,406.70 | 0.00 | 1,692.00 | 1.21% |
| PREFERRED BK LOS ANGELES CALIF CTF DEP 1.100% 03/27/24 DTD 03/27/20 ACT/365 Security Identifier: 740367KG1 | 227,000.000 | 98.4530 | 223,488.31 | 27.36 | 2,497.00 | 1.11% |
| STATE BK INDIA CHICAGO ILL CTF DEP 2.650% 07/12/24 DTD 07/12/19 ACT/365 CALLABLE 07/12/20 Security Identifier: 856283J64 | 246,000.000 | 100.4480 | 247,102.08 | 1,410.96 | 6,519.00 | 2.63% |
| BMO HARRIS BK NATL ASSN CHICAGO ILL CTF DEP 2.000% 08/14/24 DTD 08/14/19 ACT/365 Security Identifier: 05581WZ24 | 245,000.000 | 100.1280 | 245,313.60 | 617.53 | 4,900.00 | 1.99% |
| COMMERCE BK GENEVA MINN CTF DEP 1.900% 09/03/24 DTD 09/03/19 ACT/365 CALLABLE 09/03/20 Security Identifier: 20056QSB0 | 248,000.000 | 100.3700 | 248,917.60 | 2,323.73 | 4,712.00 | 1.89% |
| INTERAUDI BK NEW YORK NY CTF DEP 2.000% 09/09/24 DTD 09/09/19 ACT/365 CALLABLE 04/09/20 Security Identifier: 45842PAZ4 | 248,000.000 | 100.1150 | 248,285.20 | 298.96 | 4,960.00 | 1.99% |
| FIRST NATL BK SYRACUSE JOHNSON KANS CTF DEP 1.950% 09/18/24 DTD 09/18/19 ACT/365 Security Identifier: 334342CF7 | 248,000.000 | 100.0470 | 248,116.56 | 172.24 | 4,836.00 | 1.94% |
| PARKSIDE FINL BK & TR CLAYTON MO CTF DEP 1.250% 09/27/24 B/E DTD 03/27/20 ACT/365 Security Identifier: 70147ADN1 | 248,000.000 | 98.8120 | 245,053.76 | 33.97 | 3,100.00 | 1.26% |
| ANCHOR D BK TEXHOMA OKLA CTF DEP 1.950% 09/30/24 DTD 09/30/19 ACT/365 CALLABLE 04/30/20 Security Identifier: 033034AJ8 | 248,000.000 | 100.0820 | 248,203.36 | 13.25 | 4,836.00 | 1.94% |
| CITIZENS DEP BK ARLINGTON KY CTF DEP 2.000% 10/03/24 DTD 10/03/19 ACT/365 CALLABLE 04/03/20 Security Identifier: 17453FCK6 | 248,000.000 | 100.0090 | 248,022.32 | 380.49 | 4,960.00 | 1.99% |

Portfolio Holdings (continued)

| Description | Quantity | Market Price | Market Value | Accrued Interest | Estimated Annual Income | Estimated Yield |
|--|----------------|--------------|---------------------|-------------------------|--------------------------------|-----------------|
| FIXED INCOME (continued) | | | | | | |
| Certificates of Deposit (continued) | | | | | | |
| FIRST UTD BK & TR COMPANY DURANT OK CTF DEP 2.050% 10/11/24 DTD 10/11/19 ACT/365 Security Identifier: 33742CAR8 | 248,000.000 | 100.1260 | 248,312.48 | 278.58 | 5,084.00 | 2.04% |
| LEA CNTY ST BK HOBBS N MEX CTF DEP 2.000% 10/28/24 DTD 10/28/19 ACT/365 CALLABLE 04/28/20 Security Identifier: 523744AU4 | 248,000.000 | 100.0780 | 248,193.44 | 40.77 | 4,960.00 | 1.99% |
| HSBC BK USA NATL ASSOCIATION INSTL CTF DEP PROGRAM 2.125% 11/04/24 DTD 11/04/19 ACT/365 Security Identifier: 44329MBF9 | 248,000.000 | 100.6200 | 249,537.60 | 2,136.88 | 5,270.00 | 2.11% |
| TEXAS EXCHANGE BK SSB CROWLEY CTF DEP 2.000% 12/06/24 DTD 11/22/19 ACT/365 CALLABLE 04/22/20 Security Identifier: 88241TFS4 | 248,000.000 | 100.0610 | 248,151.28 | 122.30 | 4,960.00 | 1.99% |
| FIRST NATL BK AMER EAST LANSING MICH CTF DEP 1.900% 12/13/24 DTD 12/13/19 ACT/365 Security Identifier: 32110YNL5 | 248,000.000 | 100.5820 | 249,443.36 | 232.37 | 4,712.00 | 1.88% |
| TEXAS SEC BK DALLAS TEX CTF DEP 1.950% 12/20/24 DTD 12/20/19 ACT/365 CALLABLE 06/20/20 Security Identifier: 88269AAU2 | 248,000.000 | 100.2130 | 248,528.24 | 145.74 | 4,836.00 | 1.94% |
| COMMERCIAL BK WEST LIBERTY KY CTF DEP 1.100% 03/17/25 B/E DTD 03/17/20 ACT/365 CALLABLE 06/17/20 Security Identifier: 201525AC6 | 248,000.000 | 97.8600 | 242,692.80 | 104.64 | 2,728.00 | 1.12% |
| DRAKE BK ST PAUL MINN CTF DEP 1.100% 03/20/25 DTD 03/20/20 ACT/365 CALLABLE 09/20/20 Security Identifier: 26144KAHO | 248,000.000 | 97.8580 | 242,687.84 | 82.21 | 2,728.00 | 1.12% |
| FIRST CAP BK LAURINBURG N C CTF DEP 1.150% 03/20/25 B/E DTD 03/20/20 ACT/365 Security Identifier: 31944ABNO | 248,000.000 | 98.0980 | 243,283.04 | 85.95 | 2,852.00 | 1.17% |
| BRADFORD NATL BK GREENVILLE ILL CTF DEP 1.150% 03/27/25 B/E DTD 03/27/20 ACT/365 Security Identifier: 104270AM5 | 248,000.000 | 98.0860 | 243,253.28 | 31.25 | 2,852.00 | 1.17% |
| BRIDGEWATER BK BLOOMINGTON MINN CTF DEP 1.250% 03/27/25 B/E DTD 03/27/20 ACT/365 Security Identifier: 108622JM4 | 248,000.000 | 98.5660 | 244,443.68 | 33.97 | 3,100.00 | 1.26% |
| Total Certificates of Deposit | 16,288,000.000 | | \$16,340,710.23 | \$44,615.33 | \$339,290.00 | |
| TOTAL FIXED INCOME | 16,288,000.000 | | \$16,340,710.23 | \$44,615.33 | \$339,290.00 | |
| | | | Market Value | Accrued Interest | Estimated Annual Income | |
| Total Portfolio Holdings | | | \$16,349,412.09 | \$44,615.33 | \$339,290.00 | |



March 1, 2020 - March 31, 2020
MEDINA CITY SCHOOLS**Portfolio Holdings Disclosures****Pricing**

This section includes the net market value of the securities in your account on a settlement date basis, including short positions, at the close of the statement period. The market prices, unless otherwise noted, have been obtained from independent vendor services, which we believe to be reliable. Market prices do not constitute a bid or an offer, and may differ from the actual sale price. Securities for which a price is not available are marked "N/A" and are omitted from the Total.

THE AS OF PRICE DATE ONLY APPEARS WHEN THE PRICE DATE DOES NOT EQUAL THE STATEMENT DATE.

Estimated Annual Figures

The estimated annual income (EAI) and estimated annual yield (EAY) figures are estimates and for informational purposes only. These figures are not considered to be a forecast or guarantee of future results. These figures are computed using information from providers believed to be reliable; however, no assurance can be made as to the accuracy. Since interest and dividend rates are subject to change at any time, and may be affected by current and future economic, political, and business conditions, they should not be relied on for making investment, trading, or tax decisions. These figures assume that the position quantities, interest and dividend rates, and prices remain constant. A capital gain or return of principal may be included in the figures for certain securities, thereby overstating them. Refer to www.pershing.com/disclosures for specific details as to formulas used to calculate the figures. Accrued interest represents interest earned but not yet received.

Reinvestment

The dollar amount of Mutual Fund distributions, Money Market Fund dividend income, Bank Deposit interest income, or dividends for other securities shown on your statement may have been reinvested. You will not receive confirmation of these reinvestments. Upon written request to your financial institution, information pertaining to these transactions, including the time of execution and the name of the person from whom your security was purchased, may be obtained. In dividend reinvestment transactions, Pershing acts as your agent and receives payment for order flow.

Option Disclosure

Information with respect to commissions and other charges incurred in connection with the execution of option transactions has been included in confirmations previously furnished to you. A summary of this information is available to you promptly upon your written request directed to your introducing firm. In order to assist your introducing firm in maintaining current background and financial information concerning your option accounts, please promptly advise them in writing of any material change in your investment objectives or financial situation. Expiring options which are valuable are exercised automatically pursuant to the exercise by exception procedure of the Options Clearing Corporation. Additional information regarding this procedure is available upon written request to your introducing firm.

Certificates of Deposit

Certificates of Deposit acquired through the Certificate of Deposit Account Registry Service ("CDARS") and held in your brokerage account are subject to Securities Investor Protection Corporation (SIPC) coverage. Please see additional information about SIPC under Important Information and Disclosures on this statement.

Please be advised that the secondary market for CDs is generally illiquid; the actual value of CDs may be different from their purchase price; and a significant loss of principal could result if your CDs are sold prior to maturity. In the event that the CDs listed above do not indicate a market valuation, an accurate market value could not be determined. In the event that a price is listed above for your CDs, Pershing has obtained a price from sources deemed to be reliable or has priced your CDs using a matrix formula. Prices are estimates and the actual value you may obtain for your CD may be different if you elect to sell your CD in the secondary market.

Foreign Currency Transactions

Pershing will execute foreign currency transactions as principal for your account. Pershing may automatically convert foreign currency to or from U.S. dollars for dividends and similar corporate action transactions unless you instruct your financial organization otherwise. Pershing's currency conversion rate will not exceed the highest interbank conversion rate identified from customary banking sources on the conversion date or the prior business day, increased by up to 1%, unless a particular rate is required by applicable law. Your financial

Portfolio Holdings Disclosures (continued)

Foreign Currency Transactions (continued)

organization may also increase the currency conversion rate. This conversion rate may differ from rates in effect on the date you executed a transaction, incurred a charge, or received a credit. Transactions converted by agents (such as depositories) will be billed at the rates such agents use.

Proxy Vote

Securities not fully paid for in your margin account may be lent by Pershing to itself or others in accordance with the terms outlined in the Margin Agreement. The right to vote your shares held on margin may be reduced by the amount of shares on loan. The Proxy Voting Instruction Form sent to you may reflect a smaller number of shares entitled to vote than the number of shares in your margin account.

Activity Summary (All amounts shown are in base currency)

| | Credits This Period | Debits This Period | Net This Period | Credits Year-to-Date | Debits Year-to-Date | Net Year-to-Date |
|-------------------------------|-----------------------|------------------------|------------------------|-----------------------|------------------------|------------------------|
| Securities | | | | | | |
| Securities Bought | 0.00 | -4,424,032.07 | -4,424,032.07 | 0.00 | -4,920,032.07 | -4,920,032.07 |
| Total Securities | \$0.00 | -\$4,424,032.07 | -\$4,424,032.07 | \$0.00 | -\$4,920,032.07 | -\$4,920,032.07 |
| Dividends and Interest | \$31,910.26 | -\$988.74 | \$30,921.52 | \$94,129.09 | -\$1,522.37 | \$92,606.72 |
| Distributions | \$3,218,000.00 | \$0.00 | \$3,218,000.00 | \$3,714,000.00 | \$0.00 | \$3,714,000.00 |
| Cash | | | | | | |
| Withdrawals | 0.00 | -3,240,271.16 | -3,240,271.16 | 0.00 | -3,808,229.41 | -3,808,229.41 |
| Deposits | 4,424,032.07 | 0.00 | 4,424,032.07 | 4,920,565.70 | 0.00 | 4,920,565.70 |
| Total Cash | \$4,424,032.07 | -\$3,240,271.16 | \$1,183,760.91 | \$4,920,565.70 | -\$3,808,229.41 | \$1,112,336.29 |
| Totals | \$7,673,942.33 | -\$7,665,291.97 | \$8,650.36 | \$8,728,694.79 | -\$8,729,783.85 | -\$1,089.06 |

Transactions by Type of Activity

| Process/ Settlement Date | Trade/ Transaction Date | Activity Type | Description | Quantity | Price | Accrued Interest | Amount | Currency |
|-----------------------------------|-------------------------------|------------------------|---|-------------|----------|------------------|-------------|----------|
| Securities Bought and Sold | | | | | | | | |
| 03/06/20 | 02/21/20 | PURCHASED 27002YEV4 | EAGLEBANK BETHESDA MD CTF DEP ACT/365 1.650% 03/06/23 B/E DTD 03/06/20 YLD 1.650 TO MAT | 248,000.000 | 100.0000 | | -248,000.00 | USD |
| 03/09/20 | 02/28/20 | PURCHASED 538036JZ8 | LIVE OAK BKG CO WILMINGTON N C CTF DEP 1.550% 03/06/23 B/E DTD 03/06/20 YLD 1.550 TO MAT | 100,000.000 | 100.0000 | -12.74 | -100,012.74 | USD |
| 03/09/20 | 02/28/20 | PURCHASED 538036KB9 | LIVE OAK BKG CO WILMINGTON N C CTF DEP ACT/365 1.600% 09/06/23 B/E DTD 03/06/20 YLD 1.600 TO MAT | 147,000.000 | 100.0000 | -19.33 | -147,019.33 | USD |
| 03/11/20 | 03/09/20 | PURCHASED 90348JSW1 | UBS BK USA SALT LAKE CITY UT CTF DEP 1.000% 03/11/22 DTD 03/11/20 YLD 1.000 TO MAT | 248,000.000 | 100.0000 | | -248,000.00 | USD |



**MBS MULTI-BANK SECURITIES, INC.***

1000 Town Center, Suite 2300
Southfield, MI 48075
(800) 967-9045

Member of FINRA & SIPC; MSRB Registered.

March 1, 2020 - March 31, 2020
MEDINA CITY SCHOOLS

Transactions by Type of Activity (continued)

| Process/ Settlement Date | Trade/ Transaction Date | Activity Type | Description | Quantity | Price | Accrued Interest | Amount | Currency |
|---|-------------------------------|---------------|---|-------------|----------|------------------|-------------|----------|
| Securities Bought and Sold (continued) | | | | | | | | |
| 03/17/20 | 03/06/20 | PURCHASED | COMMERCIAL BK WEST LIBERTY KY CTF DEP 1.100% 03/17/25 | 248,000.000 | 100.0000 | | -248,000.00 | USD |
| | | 201525AC6 | B/E DTD 03/17/20 YLD 1.100 TO PAR | | | | | |
| 03/20/20 | 03/06/20 | PURCHASED | DRAKE BK ST PAUL MINN CTF DEP 1.100% 03/20/25 B/E DTD | 248,000.000 | 100.0000 | | -248,000.00 | USD |
| | | 26144KAH0 | 03/20/20 YLD 1.100 TO PAR | | | | | |
| 03/20/20 | 03/06/20 | PURCHASED | FIRST CAP BK LAURINBURG N C CTF DEP 1.150% 03/20/25 B/E | 248,000.000 | 100.0000 | | -248,000.00 | USD |
| | | 31944ABN0 | DTD 03/20/20 YLD 1.150 TO PAR | | | | | |
| 03/26/20 | 03/11/20 | PURCHASED | FLORIDA CAP BK NATL ASSN JACKSONVILLE FLA CTF DEP | 248,000.000 | 100.0000 | | -248,000.00 | USD |
| | | 340569GV8 | 1.150% 03/27/23 DTD 03/26/20 YLD 1.150 TO MAT | | | | | |
| 03/27/20 | 03/05/20 | PURCHASED | BRIDGEWATER BK BLOOMINGTON MINN CTF DEP 1.250% | 248,000.000 | 100.0000 | | -248,000.00 | USD |
| | | 108622JM4 | 03/27/25 B/E DTD 03/27/20 YLD 1.250 TO PAR | | | | | |
| 03/27/20 | 03/06/20 | PURCHASED | BRADFORD NATL BK GREENVILLE ILL CTF DEP 1.150% 03/27/25 | 248,000.000 | 100.0000 | | -248,000.00 | USD |
| | | 104270AM5 | B/E DTD 03/27/20 YLD 1.150 TO PAR | | | | | |
| 03/27/20 | 03/12/20 | PURCHASED | MUTUALONE BK FRAMINGHAM MA CTF DEP 1.050% 03/27/23 | 246,000.000 | 100.0000 | | -246,000.00 | USD |
| | | 62847HAZ2 | DTD 03/27/20 CLB YLD 1.050 TO PAR | | | | | |
| 03/27/20 | 03/12/20 | PURCHASED | PARKSIDE FINL BK & TR CLAYTON MO CTF DEP 1.250% | 248,000.000 | 100.0000 | | -248,000.00 | USD |
| | | 70147ADN1 | 09/27/24 DTD 03/27/20 CLB YLD 1.250 TO PAR | | | | | |
| 03/27/20 | 03/17/20 | PURCHASED | NICOLET NATL BK GREENBAY WIS CTF DEP ACT/365 1.100% | 248,000.000 | 100.0000 | | -248,000.00 | USD |
| | | 654062JG4 | 09/27/23 B/E DTD 03/27/20 CLB YLD 1.100 TO PAR | | | | | |
| 03/27/20 | 03/17/20 | PURCHASED | PREFERRED BK LOS ANGELES CALIF CTF DEP 1.100% 03/27/24 | 227,000.000 | 100.0000 | | -227,000.00 | USD |
| | | 740367KG1 | DTD 03/27/20 YLD 1.100 TO MAT | | | | | |
| 03/30/20 | 03/18/20 | PURCHASED | DELTA NATL BK & TR CO NEW YORK NY CTF DEP 1.100% | 91,000.000 | 100.0000 | | -91,000.00 | USD |
| | | 24773RBM6 | 08/03/22 B/E DTD 03/30/20 YLD 1.100 TO MAT | | | | | |
| 03/30/20 | 03/19/20 | PURCHASED | LAKELAND BK NFLD N J CTF DEP 1.100% 09/30/22 B/E DTD | 248,000.000 | 100.0000 | | -248,000.00 | USD |
| | | 511640AX2 | 03/30/20 YLD 1.100 TO MAT | | | | | |
| 03/31/20 | 03/18/20 | PURCHASED | DELTA NATL BK & TR CO NEW YORK NY CTF DEP 1.200% | 141,000.000 | 100.0000 | | -141,000.00 | USD |
| | | 24773RBN4 | 03/04/24 B/E DTD 03/31/20 YLD 1.200 TO MAT | | | | | |
| 03/31/20 | 03/20/20 | PURCHASED | BANK LEUMI USA NEW YORK N Y CTF DEP 1.450% 03/31/23 | 248,000.000 | 100.0000 | | -248,000.00 | USD |
| | | 063248KR8 | DTD 03/31/20 YLD 1.450 TO MAT | | | | | |



Transactions by Type of Activity (continued)

| Process/ Settlement Date | Trade/ Transaction Date | Activity Type | Description | Quantity | Price | Accrued Interest | Amount | Currency |
|---|-------------------------------|-------------------------------------|--|-------------|----------|------------------|------------------------|------------|
| Securities Bought and Sold (continued) | | | | | | | | |
| 03/31/20 | 03/20/20 | PURCHASED 66704MEQO | NORTHSTAR BK BAD AXE MICH CTF DEP 1.150% 03/31/23 DTD 03/31/20 YLD 1.150 TO MAT | 248,000.000 | 100.0000 | | -248,000.00 | USD |
| 03/31/20 | 03/23/20 | PURCHASED 02589AB50 | AMERICAN EXPRESS NATL BK BROKERED INTL CTF DEP ACT/365 1.450% 03/31/23 B/E DTD 03/31/20 YLD 1.450 TO MAT | 248,000.000 | 100.0000 | | -248,000.00 | USD |
| Total Securities Bought and Sold | | | | | | -\$32.07 | -\$4,424,032.07 | USD |
| Dividends and Interest | | | | | | | | |
| 03/02/20 | | BOND INTEREST RECEIVED 033034AJ8 | 248000 ANCHOR D BK TEXHOMA OKLA CTF DEP ACT/365 1.950% 09/30/24 B/E DTD 09/30/19 CLB RD 02/14 PD 02/29/20 | | | | 397.48 | USD |
| 03/02/20 | | BOND INTEREST RECEIVED 066851WM4 | 248000 BAR HBR BK & TR ME CTF DEP ACT/365 MONTHLY 2.700% 03/29/22 B/E DTD 03/29/19 CLB RD 02/14 PD 02/29/20 | | | | 568.70 | USD |
| 03/02/20 | | BOND INTEREST RECEIVED 313812DA4 | 248000 FEDERAL SVGS BK CHICAGO IL CTF DEP ACT/365 MONTHLY 2.500% 05/28/21 B/E DTD 05/30/19 RD 02/14 PD 02/29/20 | | | | 509.59 | USD |
| 03/02/20 | | BOND INTEREST RECEIVED 32022WBB1 | 248000 FIRST FED BK FLA LAKE CITY CTF DEP 1.950% 10/30/24 B/E DTD 10/30/19 CLB RD 02/14 PD 02/29/20 | | | | 397.48 | USD |
| 03/02/20 | | BOND INTEREST RECEIVED 32112UCU3 | 245000 FIRST NATL BK MCGREGOR TEX CTF DEP ACT/365 MONTHLY 2.650% 02/01/21 B/E DTD 01/31/19 RD 02/28 PD 02/29/20 | | | | 515.84 | USD |
| 03/02/20 | | BOND INTEREST RECEIVED 35471TFE7 | 248000 FRANKLIN SYNERGY BK TENN CTF DEP ACT/365 MONTHLY 2.150% 07/29/22 B/E DTD 07/30/19 CLB RD 02/14 PD 02/29/20 | | | | 438.25 | USD |
| 03/02/20 | | BOND INTEREST RECEIVED 538036DK7 | 248000 LIVE OAK BKG CO WILMINGTON N C CTF DEP ACT/365 2.400% 03/09/20 B/E DTD 03/09/18 RD 02/29 PD 03/01/20 | | | | 472.90 | USD |
| 03/02/20 | | BOND INTEREST RECEIVED 58733AES4 | 248000 MERCANTIL BK NATL ASSN CORAL GABLES FLA CTF DEP ACT/365 MONTHLY 2.200% 12/29/20 B/E DTD 12/29/17 RD 02/14 PD 02/29/20 | | | | 463.39 | USD |
| 03/02/20 | | BOND INTEREST RECEIVED 86063QAD7 | 248000 STIFEL BK & TR ST LOUIS MO CTF DEP ACT/365 2.550% 03/30/20 B/E DTD 03/29/18 RD 02/14 PD 02/29/20 | | | | 537.11 | USD |
| 03/03/20 | | BOND INTEREST RECEIVED 17453FCK6 | 248000 CITIZENS DEP BK ARLINGTON KY CTF DEP ACT/365 2.000% 10/03/24 B/E DTD 10/03/19 CLB RD 02/17 PD 03/03/20 | | | | 394.08 | USD |



**MBS MULTI-BANK SECURITIES, INC.***1000 Town Center, Suite 2300
Southfield, MI 48075
(800) 967-9045

Member of FINRA & SIPC; MSRB Registered.

March 1, 2020 - March 31, 2020
MEDINA CITY SCHOOLS**Transactions by Type of Activity (continued)**

| Process/ Settlement Date | Trade/ Transaction Date | Activity Type | Description | Quantity | Price | Accrued Interest | Amount | Currency |
|---|-------------------------------|---------------------------------------|--|-------------|-------|------------------|----------|----------|
| Dividends and Interest (continued) | | | | | | | | |
| 03/03/20 | | BOND INTEREST RECEIVED 20056QS80 | 248000 COMMERCE BK GENEVA MINN CTF DEP 1.900% 09/03/24 B/E DTD 09/03/19 RD 03/02 PD 03/03/20 | | | | 374.38 | USD |
| 03/04/20 | | BOND INTEREST RECEIVED 56035BBN5 | 248000 MAIN STR BK BINGHAM FARMS MI CTF DEP ACT/365 2.900% 10/05/20 B/E DTD 10/04/18 RD 02/18 PD 03/04/20 | | | | 571.42 | USD |
| 03/06/20 | | BOND INTEREST RECEIVED 169894AP7 | 248000 CHIPPEWA VY BK WINTER WIS CTF DEP ACT/365 MONTHLY 3.000% 07/06/21 B/E DTD 07/06/18 RD 02/20 PD 03/06/20 | | | | 591.12 | USD |
| 03/06/20 | | BOND INTEREST RECEIVED 530880AL7 | 247000 LIBERTY NATL BK ADA OHIO CTF DEP 1.850% 12/06/23 B/E DTD 12/06/19 RD 02/20 PD 03/06/20 | | | | 363.06 | USD |
| 03/09/20 | | BOND INTEREST RECEIVED 45842PAZ4 | 248000 INTERAUDI BK NEW YORK NY CTF DEP ACT/365 2.000% 09/09/24 B/E DTD 09/09/19 CLB RD 02/23 PD 03/09/20 | | | | 394.08 | USD |
| 03/09/20 | | BOND INTEREST RECEIVED 538036DK7 | 248000 LIVE OAK BKG CO WILMINGTON N C CTF DEP ACT/365 2.400% 03/09/20 B/E DTD 03/09/18 RD 02/15 PD 03/09/20 | | | | 603.35 | USD |
| 03/11/20 | | BOND INTEREST RECEIVED 33742CAR8 | 248000 FIRST UTD BK & TR COMPANY DURANT OK CTF DEP 2.050% 10/11/24 DTD 10/11/19 CLB RD 02/25 PD 03/11/20 | | | | 403.93 | USD |
| 03/12/20 | | BOND INTEREST ADJUSTMENT 538036DK7 | LIVE OAK BKG CO WILMINGTON N C CTF DEP ACT/365 2.400% 03/09/20 B/E RD 02/29 PD 03/01/20 REV 03/02 CREDITED 03/09 | 248,000.000 | | | -472.90 | USD |
| 03/12/20 | | BOND INTEREST RECEIVED 68621KCC3 | 246000 ORIENTAL BK BROKERED INSTL CTF DEP 2.800% 09/14/20 DTD 09/12/18 RD 03/11 PD 03/12/20 | | | | 3,434.56 | USD |
| 03/13/20 | | BOND INTEREST RECEIVED 139805AQ8 | 248000 CAPITAL BK N A ROCKVILLE MD CTF DEP 2.600% 03/12/21 DTD 03/13/19 RD 02/27 PD 03/13/20 | | | | 512.31 | USD |
| 03/13/20 | | BOND INTEREST RECEIVED 32110YNL5 | 248000 FIRST NATL BK AMER EAST LANSING MICH CTF DEP 1.900% 12/13/24 DTD 12/13/19 CLB RD 02/27 PD 03/13/20 | | | | 374.38 | USD |
| 03/16/20 | | BOND INTEREST RECEIVED 13135NAG5 | 248000 CALPRIVATE BK LA JOLLA CALIF CTF DEP 2.200% 08/16/23 DTD 08/16/19 RD 03/01 PD 03/16/20 | | | | 433.49 | USD |
| 03/16/20 | | BOND INTEREST RECEIVED 828373HL7 | 248000 SILVERGATE BK LA JOLLA CALIF CTF DEP 2.000% 11/15/23 B/E DTD 11/15/19 CLB RD 02/29 PD 03/15/20 | | | | 394.08 | USD |



Transactions by Type of Activity (continued)

| Process/ Settlement Date | Trade/ Transaction Date | Activity Type | Description | Quantity | Price | Accrued Interest | Amount | Currency |
|---|-------------------------------|-------------------------------------|---|----------|-------|------------------|----------|----------|
| Dividends and Interest (continued) | | | | | | | | |
| 03/16/20 | | BOND INTEREST RECEIVED 939693AK3 | 248000 WASHINGTON SVGS BK LOWELL MA CTF DEP ACT/365 MONTHLY 2.750% 03/14/22 B/E DTD 03/14/19 CLB RD 02/28 PD 03/14/20 | | | | 541.86 | USD |
| 03/18/20 | | BOND INTEREST RECEIVED 334342CF7 | 248000 FIRST NATL BK SYRACUSE JOHNSON KANS CTF DEP 1.950% 09/18/24 DTD 09/18/19 RD 03/03 PD 03/18/20 | | | | 384.23 | USD |
| 03/19/20 | | BOND INTEREST RECEIVED 20786ACJ2 | 248000 CONNECTONE BK ENGLEWOOD CLIFFS N J CTF DEP 2.800% 09/18/20 DTD 09/19/18 RD 03/04 PD 03/19/20 | | | | 551.71 | USD |
| 03/19/20 | | BOND INTEREST RECEIVED 359067CZ6 | 248000 FRONTIER BK ROCK RAPIDS IOWA CTF DEP 2.100% 07/19/22 DTD 07/19/19 CLB RD 03/04 PD 03/19/20 | | | | 413.79 | USD |
| 03/19/20 | | BOND INTEREST RECEIVED 42724JEG6 | 248000 HERITAGE BK HOPKINSVILLE KY CTF DEP 3.000% 06/21/21 DTD 06/19/18 RD 03/04 PD 03/19/20 | | | | 591.12 | USD |
| 03/20/20 | | BOND INTEREST RECEIVED 06740KKU0 | 247000 BARCLAYS BK DEL RETAIL CTF DEP 3A2 INSTL CTF DEP 1.950% 09/21/20 DTD 09/20/17 RD 03/13 PD 03/20/20 | | | | 2,401.65 | USD |
| 03/20/20 | | BOND INTEREST RECEIVED 85628YBG2 | 246000 STATE BK INDIA LOS ANGELES CALIF CTF DEP ACT/365 SEMI-ANNUALLY 2.500% 03/20/20 B/E DTD 03/21/18 RD 03/06 PD 03/20/20 | | | | 3,049.73 | USD |
| 03/20/20 | | BOND INTEREST RECEIVED 88269AAU2 | 248000 TEXAS SEC BK DALLAS TEX CTF DEP 1.950% 12/20/24 DTD 12/20/19 CLB RD 03/05 PD 03/20/20 | | | | 384.23 | USD |
| 03/23/20 | | BOND INTEREST RECEIVED 29367SHX5 | 248000 ENTERPRISE BK & TR CLAYTON MO CTF DEP 2.800% 06/22/20 DTD 06/22/18 RD 03/07 PD 03/22/20 | | | | 551.71 | USD |
| 03/23/20 | | BOND INTEREST RECEIVED 39120VSS4 | 248000 GREAT SOUTHN BK REEDS SPRINGS MO CTF DEP 1.700% 08/21/23 DTD 02/21/20 CLB RD 03/06 PD 03/21/20 | | | | 334.97 | USD |
| 03/23/20 | | BOND INTEREST RECEIVED 88241TFS4 | 248000 TEXAS EXCHANGE BK SSB CROWLEY CTF DEP 2.000% 12/06/24 DTD 11/22/19 CLB RD 03/07 PD 03/22/20 | | | | 394.08 | USD |
| 03/27/20 | | BOND INTEREST RECEIVED 32065RAJ4 | 246000 FIRST KEYSTONE CMNTY BK BERWICK PA CTF DEP 1.950% 11/27/24 B/E DTD 11/27/19 CLB RD 03/12 PD 03/27/20 | | | | 381.13 | USD |
| 03/30/20 | | BOND INTEREST RECEIVED 033034AJ8 | 248000 ANCHOR D BK TEXHOMA OKLA CTF DEP 1.950% 09/30/24 DTD 09/30/19 CLB RD 03/15 PD 03/30/20 | | | | 397.48 | USD |
| 03/30/20 | | BOND INTEREST RECEIVED 066851WM4 | 248000 BAR HBR BK & TR ME CTF DEP ACT/365 MONTHLY 2.700% 03/29/22 B/E DTD 03/29/19 CLB RD 03/14 PD 03/29/20 | | | | 532.01 | USD |
| 03/30/20 | | BOND INTEREST RECEIVED 17312QH77 | 246000 CITIBANK NATL ASSN SIOUX FALLS S D CTF DEP 2.700% 03/29/21 DTD 03/29/18 RD 03/14 PD 03/29/20 | | | | 3,311.90 | USD |



**MBS MULTI-BANK SECURITIES, INC.***1000 Town Center, Suite 2300
Southfield, MI 48075
(800) 967-9045

Member of FINRA & SIPC; MSRB Registered.

March 1, 2020 - March 31, 2020
MEDINA CITY SCHOOLS**Transactions by Type of Activity (continued)**

| Process/ Settlement Date | Trade/ Transaction Date | Activity Type | Description | Quantity | Price | Accrued Interest | Amount | Currency |
|---|-------------------------------|---------------------------------------|--|--------------|-------|------------------|--------------------|------------|
| Dividends and Interest (continued) | | | | | | | | |
| 03/30/20 | | BOND INTEREST RECEIVED 313812DA4 | 248000 FEDERAL SVGS BK CHICAGO IL CTF DEP 2.500% 05/28/21 DTD 05/30/19 RD 03/15 PD 03/30/20 | | | | 509.59 | USD |
| 03/30/20 | | BOND INTEREST RECEIVED 32022WBB1 | 248000 FIRST FED BK FLA LAKE CITY CTF DEP 1.950% 10/30/24 B/E DTD 10/30/19 CLB RD 03/15 PD 03/30/20 | | | | 397.48 | USD |
| 03/30/20 | | BOND INTEREST RECEIVED 32112UCU3 | 245000 FIRST NATL BK MCGREGOR TEX CTF DEP 2.650% 02/01/21 DTD 01/31/19 RD 03/27 PD 03/28/20 | | | | 515.84 | USD |
| 03/30/20 | | BOND INTEREST RECEIVED 35471TFE7 | 248000 FRANKLIN SYNERGY BK TENN CTF DEP 2.150% 07/29/22 B/E DTD 07/30/19 CLB RD 03/15 PD 03/30/20 | | | | 438.25 | USD |
| 03/30/20 | | BOND INTEREST RECEIVED 523744AU4 | 248000 LEA CNTY ST BK HOBBS N MEX CTF DEP 2.000% 10/28/24 DTD 10/28/19 CLB RD 03/27 PD 03/28/20 | | | | 394.08 | USD |
| 03/30/20 | | BOND INTEREST RECEIVED 58733AES4 | 248000 MERCANTIL BK NATL ASSN CORAL GABLES FLA CTF DEP 2.200% 12/29/20 DTD 12/29/17 RD 03/14 PD 03/29/20 | | | | 433.49 | USD |
| 03/30/20 | | BOND INTEREST RECEIVED 58958PGK4 | 248000 MERIDIAN BK PAOLI PA CTF DEP 2.000% 10/30/23 B/E DTD 10/28/19 CLB RD 03/13 PD 03/28/20 | | | | 394.08 | USD |
| 03/30/20 | | BOND INTEREST RECEIVED 86063QAD7 | 248000 STIFEL BK & TR ST LOUIS MO CTF DEP ACT/365 2.550% 03/30/20 B/E DTD 03/29/18 RD 03/14 PD 03/30/20 | | | | 519.78 | USD |
| 03/30/20 | | BOND INTEREST RECEIVED 947547JQ9 | 248000 WEBBANK SALT LAKE CITY UTAH CTF DEP ACT/365 MONTHLY 1.850% 03/30/20 B/E DTD 09/28/17 CLB RD 03/13 PD 03/30/20 | | | | 389.67 | USD |
| 03/31/20 | 03/30/20 | BOND INTEREST ADJUSTMENT 32112UCU3 | 245000 FIRST NATL BK MCGREGOR TEX CTF DEP 2.650% 02/01/21 DTD 01/31/19 RD 03/27 PD 03/28/20 2.250684 | | | | -515.84 | USD |
| 03/31/20 | 03/30/20 | BOND INTEREST RECEIVED 32112UCU3 | 245000 FIRST NATL BK MCGREGOR TEX CTF DEP 2.650% 02/01/21 DTD 01/31/19 RD 03/27 PD 03/28/20 | | | | 551.42 | USD |
| Total Dividends and Interest | | | | | | \$0.00 | \$30,921.52 | USD |
| Distributions | | | | | | | | |
| 03/09/20 | | SECURITY REDEEMED 538036DK7 | LIVE OAK BKG CO WILMINGTON N C CTF DEP ACT/365 2.400% 03/09/20 B/E DTD 03/09/18 ACCOUNT REDEMPTION | -248,000.000 | | | 248,000.00 | USD |
| 03/16/20 | | SECURITY REDEEMED 828373HL7 | SILVERGATE BK LA JOLLA CALIF CTF DEP 2.000% 11/15/23 B/E DTD 11/15/19 CLB | -248,000.000 | | | 248,000.00 | USD |



Transactions by Type of Activity (continued)

| Process/ Settlement Date | Trade/ Transaction Date | Activity Type | Description | Quantity | Price | Accrued Interest | Amount | Currency |
|--------------------------------------|-------------------------------|-------------------------------------|--|--------------|-------|------------------|-----------------------|------------|
| Distributions (continued) | | | | | | | | |
| 03/16/20 | | SECURITY REDEEMED 939693AK3 | WASHINGTON SVGS BK LOWELL MA CTF DEP ACT/365 MONTHLY 2.750% 03/14/22 B/E DTD 03/14/19 CLB | -248,000.000 | | | 248,000.00 | USD |
| 03/20/20 | | SECURITY REDEEMED 359067CZ6 | FRONTIER BK ROCK RAPIDS IOWA CTF DEP 2.100% 07/19/22 DTD 07/19/19 CLB | -248,000.000 | | | 248,000.00 | USD |
| 03/20/20 | | SECURITY REDEEMED 85628YBG2 | STATE BK INDIA LOS ANGELES CALIF CTF DEP ACT/365 SEMI-ANNUALLY 2.500% 03/20/20 B/E DTD 03/21/18 ACCOUNT REDEMPTION | -246,000.000 | | | 246,000.00 | USD |
| 03/27/20 | | SECURITY REDEEMED 32065RAJ4 | FIRST KEYSTONE CMNTY BK BERWICK PA CTF DEP 1.950% 11/27/24 B/E DTD 11/27/19 CLB | -246,000.000 | | | 246,000.00 | USD |
| 03/30/20 | | SECURITY REDEEMED 066851WM4 | BAR HBR BK & TR ME CTF DEP ACT/365 MONTHLY 2.700% 03/29/22 B/E DTD 03/29/19 CLB | -248,000.000 | | | 248,000.00 | USD |
| 03/30/20 | | SECURITY REDEEMED 32022WBB1 | FIRST FED BK FLA LAKE CITY CTF DEP 1.950% 10/30/24 B/E DTD 10/30/19 CLB | -248,000.000 | | | 248,000.00 | USD |
| 03/30/20 | | SECURITY REDEEMED 35471TFE7 | FRANKLIN SYNERGY BK TENN CTF DEP 2.150% 07/29/22 B/E DTD 07/30/19 CLB | -248,000.000 | | | 248,000.00 | USD |
| 03/30/20 | | SECURITY REDEEMED 58958PGK4 | MERIDIAN BK PAOLI PA CTF DEP 2.000% 10/30/23 B/E DTD 10/28/19 CLB | -248,000.000 | | | 248,000.00 | USD |
| 03/30/20 | | SECURITY REDEEMED 86063QAD7 | STIFEL BK & TR ST LOUIS MO CTF DEP ACT/365 2.550% 03/30/20 B/E DTD 03/29/18 ACCOUNT REDEMPTION | -248,000.000 | | | 248,000.00 | USD |
| 03/30/20 | | SECURITY REDEEMED 947547JQ9 | WEBBANK SALT LAKE CITY UTAH CTF DEP ACT/365 MONTHLY 1.850% 03/30/20 B/E DTD 09/28/17 CLB ACCOUNT REDEMPTION | -248,000.000 | | | 248,000.00 | USD |
| 03/31/20 | | SECURITY REDEEMED 319141KT3 | FIRST BK HIGHLAND PK ILL CTF DEP 3.100% 06/29/21 B/E DTD 06/29/18 CLB | -246,000.000 | | | 246,000.00 | USD |
| Total Distributions | | | | | | \$0.00 | \$3,218,000.00 | USD |
| Cash Withdrawals and Deposits | | | | | | | | |
| 03/05/20 | | ELECTRONIC TRANSACTION USD999997 | SEND TO BANK FOR ACH ACH HUNTINGTON NATIONAL BANK | | | | -5,640.62 | USD |
| 03/06/20 | | ELECTRONIC DEPOSIT USD999997 | RECV FR BANK FOR ACH ACH HUNTINGTON NATIONAL BANK | | | | 248,000.00 | USD |
| 03/09/20 | | ELECTRONIC TRANSACTION USD999997 | SEND TO BANK FOR ACH ACH HUNTINGTON NATIONAL BANK | | | | -248,000.00 | USD |
| 03/09/20 | | ELECTRONIC DEPOSIT USD999997 | RECV FR BANK FOR ACH ACH HUNTINGTON NATIONAL BANK | | | | 247,032.07 | USD |



March 1, 2020 - March 31, 2020
MEDINA CITY SCHOOLS**Transactions by Type of Activity (continued)**

| Process/ Settlement Date | Trade/ Transaction Date | Activity Type | Description | Quantity | Price | Accrued Interest | Amount | Currency |
|--|-------------------------------|-------------------------------------|---|----------|-------|------------------|--------------|----------|
| Cash Withdrawals and Deposits (continued) | | | | | | | | |
| 03/11/20 | | ELECTRONIC DEPOSIT USD999997 | RECV FR BANK FOR ACH ACH HUNTINGTON NATIONAL BANK | | | | 248,000.00 | USD |
| 03/13/20 | | ELECTRONIC TRANSACTION USD999997 | SEND TO BANK FOR ACH ACH HUNTINGTON NATIONAL BANK | | | | -6,203.89 | USD |
| 03/16/20 | | ELECTRONIC TRANSACTION USD999997 | SEND TO BANK FOR ACH ACH HUNTINGTON NATIONAL BANK | | | | -496,000.00 | USD |
| 03/17/20 | | ELECTRONIC DEPOSIT USD999997 | RECV FR BANK FOR ACH ACH HUNTINGTON NATIONAL BANK | | | | 248,000.00 | USD |
| 03/19/20 | | ELECTRONIC TRANSACTION USD999997 | SEND TO BANK FOR ACH ACH HUNTINGTON NATIONAL BANK | | | | -1,369.43 | USD |
| 03/20/20 | | ELECTRONIC TRANSACTION USD999997 | SEND TO BANK FOR ACH ACH HUNTINGTON NATIONAL BANK | | | | -246,000.00 | USD |
| 03/20/20 | | ELECTRONIC DEPOSIT USD999997 | RECV FR BANK FOR ACH ACH HUNTINGTON NATIONAL BANK | | | | 496,000.00 | USD |
| 03/25/20 | | ELECTRONIC TRANSACTION USD999997 | SEND TO BANK FOR ACH ACH HUNTINGTON NATIONAL BANK | | | | -248,000.00 | USD |
| 03/25/20 | | ELECTRONIC TRANSACTION USD999997 | SEND TO BANK FOR ACH ACH HUNTINGTON NATIONAL BANK | | | | -9,057.22 | USD |
| 03/26/20 | | ELECTRONIC DEPOSIT USD999997 | RECV FR BANK FOR ACH ACH HUNTINGTON NATIONAL BANK | | | | 248,000.00 | USD |
| 03/27/20 | | ELECTRONIC TRANSACTION USD999997 | SEND TO BANK FOR ACH ACH HUNTINGTON NATIONAL BANK | | | | -246,000.00 | USD |
| 03/27/20 | | ELECTRONIC DEPOSIT USD999997 | RECV FR BANK FOR ACH ACH HUNTINGTON NATIONAL BANK | | | | 1,465,000.00 | USD |
| 03/30/20 | | ELECTRONIC DEPOSIT USD999997 | RECV FR BANK FOR ACH ACH HUNTINGTON NATIONAL BANK | | | | 339,000.00 | USD |



Transactions by Type of Activity (continued)

| Process/ Settlement Date | Trade/ Transaction Date | Activity Type | Description | Quantity | Price | Accrued Interest | Amount | Currency |
|--|-------------------------------|-------------------------------------|---|----------|-------|------------------|-----------------------|------------|
| Cash Withdrawals and Deposits (continued) | | | | | | | | |
| 03/31/20 | | ELECTRONIC TRANSACTION USD999997 | SEND TO BANK FOR ACH ACH HUNTINGTON NATIONAL BANK | | | | -1,734,000.00 | USD |
| 03/31/20 | | ELECTRONIC DEPOSIT USD999997 | RECV FR BANK FOR ACH ACH HUNTINGTON NATIONAL BANK | | | | 885,000.00 | USD |
| Total Cash Withdrawals and Deposits | | | | | | \$0.00 | \$1,183,760.91 | USD |
| Total Value of Transactions | | | | | | -\$32.07 | \$8,650.36 | USD |


The price and quantity displayed may have been rounded.

Fixed Income Analysis

Bond Quality

| Bond Quality | Market Value | % of Bond Market Value |
|--------------|----------------------|---------------------------|
| Not Rated | 16,340,710.23 | 100% |
| Total | 16,340,710.23 | 100% |

Bond Maturity Schedule



| Bond Maturity | Market Value | % of Bond Market Value |
|----------------|----------------------|---------------------------|
| 1 to 6 months | 2,726,858.80 | 17% |
| 7 to 12 months | 1,994,754.86 | 12% |
| 1 to 5 years | 11,619,096.57 | 71% |
| Total | 16,340,710.23 | 100% |

Percentages of bond market values are rounded to the nearest whole percentage.

Bond quality ratings reflect Moody's or Standard and Poor's ratings. Bonds may be rated by other services. Bonds that are in default are not included. Please refer to your Portfolio Holdings section.

You are 100% invested in bonds with a bond quality of Not Rated.

Called Bonds

| Call Date | Security Description | Eligible Quantity | Called Quantity | Call Price | Type of Call | Redemption Proceeds |
|------------|---|----------------------|--------------------|---------------|-----------------|------------------------|
| 04/03/2020 | CITIZENS DEP BK ARLINGTON KY CTF DEP 2.000% 10/03/24 DTD 10/03/19 ACT/365 CALLABLE 04/03/20 | 248,000.000 | 248,000.000 | 100.0000 | Full | 248,000.00 |
| 04/06/2020 | LIBERTY NATL BK ADA OHIO CTF DEP 1.850% 12/06/23 DTD 12/06/19 ACT/365 CALLABLE 04/06/20 | 247,000.000 | 247,000.000 | 100.0000 | Full | 247,000.00 |
| 04/09/2020 | INTERAUDI BK NEW YORK NY CTF DEP 2.000% 09/09/24 DTD 09/09/19 ACT/365 CALLABLE 04/09/20 | 248,000.000 | 248,000.000 | 100.0000 | Full | 248,000.00 |

**MBS MULTI-BANK SECURITIES, INC.***

1000 Town Center, Suite 2300
Southfield, MI 48075
(800) 967-9045

Member of FINRA & SIPC; MSRB Registered.

March 1, 2020 - March 31, 2020
MEDINA CITY SCHOOLS

Called Bonds (continued)

| Call Date | Security Description | Eligible Quantity | Called Quantity | Call Price | Type of Call | Redemption Proceeds |
|------------|--|-------------------|-----------------|------------|--------------|---------------------|
| 04/13/2020 | FIRST UTD BK & TR COMPANY DURANT OK CTF DEP 2.050% 10/11/24 DTD 10/11/19 ACT/365 | 248,000.000 | 248,000.000 | 100.0000 | Full | 248,000.00 |
| 04/16/2020 | CALPRIVATE BK LA JOLLA CALIF CTF DEP 2.200% 08/16/23 DTD 08/16/19 ACT/365 1ST CPN DTE 09/16/19 | 248,000.000 | 248,000.000 | 100.0000 | Full | 248,000.00 |
| 04/18/2020 | FIRST NATL BK SYRACUSE JOHNSON KANS CTF DEP 1.950% 09/18/24 DTD 09/18/19 ACT/365 | 248,000.000 | 248,000.000 | 100.0000 | Full | 248,000.00 |
| 04/24/2020 | SECURITY FIRST BK LINCOLN NEB CTF DEP ACT/365 2.500% 04/25/22 B/E DTD 04/24/19 ACT/365 | 248,000.000 | 248,000.000 | 100.0000 | Full | 248,000.00 |

Pershing LLC receives the called bond information from several information sources which Pershing believes are reliable. Pershing does not guarantee the accuracy of the information. For callable options that are available to you please contact your Account Executive.

Trades Not Settled

| Settlement Date | Trade Date | Activity Type | Description | Quantity | Price | Accrued Interest | Settlement Amount |
|-----------------|------------|---------------|---|-------------|----------|------------------|-------------------|
| 04/15/20 | 03/26/20 | Buy | FIRST FINL NORTHWEST BK RENTON WASH CTF DEP 1.350% 04/17/23 B/E DTD 04/15/20 YLD 1.350 TO | 248,000.000 | 100.0000 | 0.00 | -248,000.00 |
| 04/17/20 | 03/31/20 | Buy | SYNOVUS BK COLUMBUS GA CTF DEP 1.400% 10/17/22 B/E DTD 04/17/20 YLD 1.400 TO | 248,000.000 | 100.0000 | 0.00 | -248,000.00 |

Total Amount of Trades Not Settled

-\$496,000.00

Messages

Although a money market mutual fund seeks to preserve the value of your investment at \$1 per share, it is possible to lose money by investing in a money market mutual fund. Shares of a money market mutual fund or the balance of a bank deposit product held in your brokerage account may be liquidated upon request with the proceeds credited to your brokerage account. Please see the money market mutual fund's prospectus or the bank deposit product's disclosure document or contact your advisor for additional information. Pursuant to SEC Rule 10b-10(b)(1) confirmations are not sent for purchases into money market mutual funds processed on the sweep platform. Pursuant to applicable regulation, account statements will be produced monthly or quarterly.



Cash Not Yet Received

| Security | Record Date | Payable Date | Quantity Held | Rate | Dividend Option | Amount of Payment |
|---|-------------|--------------|---------------|----------|-----------------|-------------------|
| Interest | | | | | | |
| CAPITAL BK N A ROCKVILLE MD CTF DEP 2.600% 03/12/21 | 03/29/20 | 04/13/20 | 248,000.000 | 0.002208 | Cash | 547.64 |
| CHIPPEWA VY BK WINTER WIS CTF DEP 3.000% 07/06/21 | 03/22/20 | 04/06/20 | 248,000.000 | 0.002548 | Cash | 631.89 |
| CITIZENS DEP BK ARLINGTON KY CTF DEP 2.000% 10/03/24 | 03/19/20 | 04/03/20 | 248,000.000 | 0.001699 | Cash | 421.26 |
| EAGLEBANK BETHESDA MD CTF DEP 1.650% 03/06/23 | 03/22/20 | 04/06/20 | 248,000.000 | 0.001401 | Cash | 347.54 |
| FIRST NATL BK AMER EAST LANSING MICH CTF DEP | 03/29/20 | 04/13/20 | 248,000.000 | 0.001614 | Cash | 400.20 |
| FIRST UTD BK & TR COMPANY DURANT OK CTF DEP | 03/27/20 | 04/11/20 | 248,000.000 | 0.001741 | Cash | 431.79 |
| INTERAUDI BK NEW YORK NY CTF DEP 2.000% 09/09/24 | 03/25/20 | 04/09/20 | 248,000.000 | 0.001699 | Cash | 421.26 |
| LIBERTY NATL BK ADA OHIO CTF DEP 1.850% 12/06/23 | 03/22/20 | 04/06/20 | 247,000.000 | 0.001571 | Cash | 388.09 |
| MAIN STR BK BINGHAM FARMS MI CTF DEP 2.900% 10/05/20 | 03/20/20 | 04/04/20 | 248,000.000 | 0.002463 | Cash | 610.83 |
| UBS BK USA SALT LAKE CITY UT CTF DEP 1.000% 03/11/22 B/E | 03/27/20 | 04/11/20 | 248,000.000 | 0.000849 | Cash | 210.63 |
| Total Cash Not Yet Received | | | | | | \$4,411.13 |

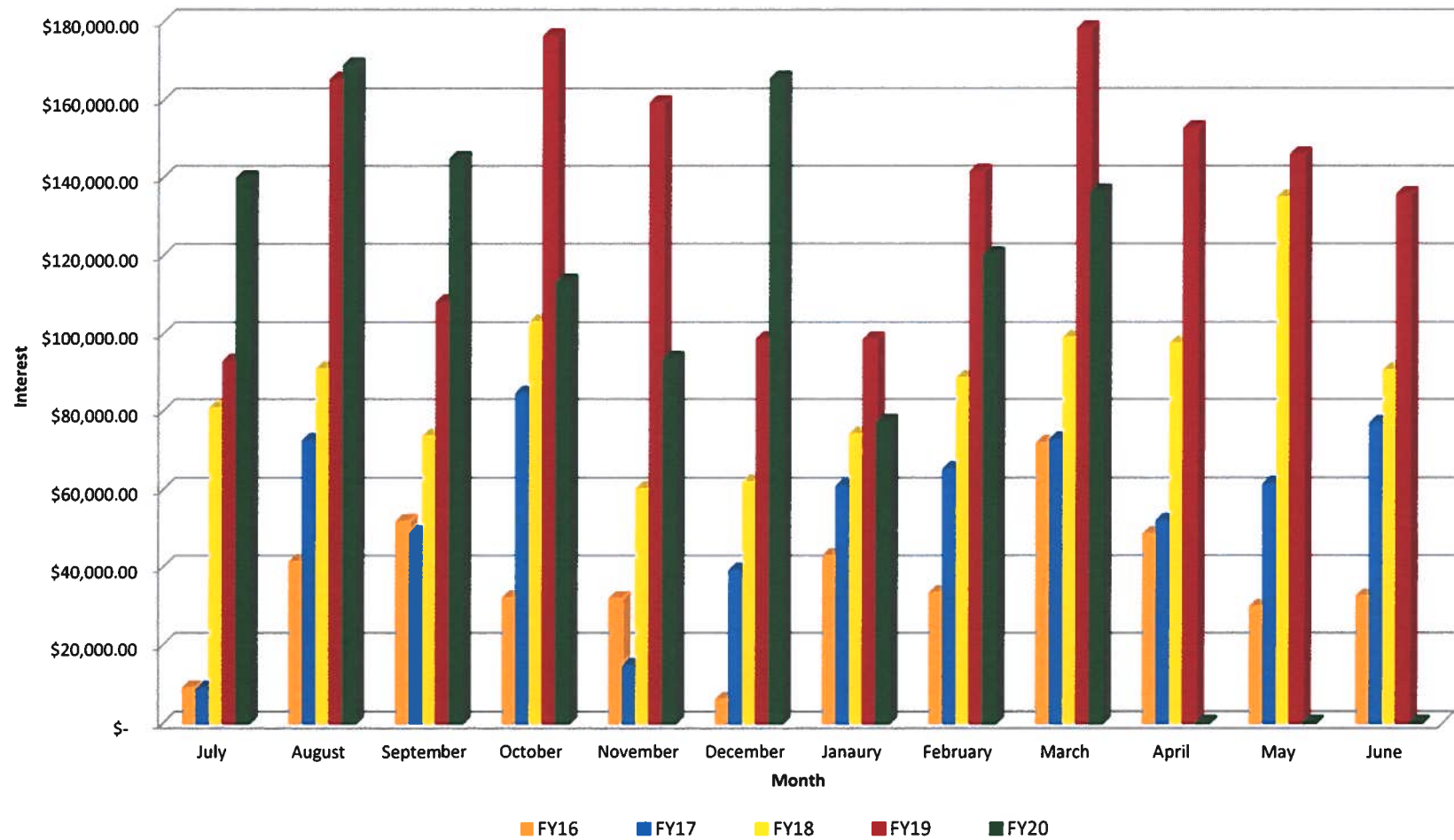
Assets shown here are not reflected in your account. This information has been received from sources we believe to be reliable. Pershing does not guarantee the accuracy of the information.

Important Information and Disclosures

The Role of Pershing

- Pershing carries your account as clearing broker pursuant to a clearing agreement with your financial institution. Pershing may accept from your financial institution without inquiry or investigation (i) orders for the purchase and sale of securities and other property and (ii) any other instructions concerning your account. Pershing is not responsible or liable for any acts or omissions of your financial institution or its employees and it does not supervise them. Pershing provides no investment advice nor does it assess the suitability of any transaction or order. Pershing acts as the agent of your financial institution and you agree that you will not hold Pershing or any person controlling or under common control with it liable for any investment losses incurred by you.
- Pershing performs several key functions at the direction of your financial institution. It acts as custodian for funds and securities you may deposit with it directly or through your financial institution or that it receives as the result of securities transactions it processes.
- Your financial institution is responsible for adherence to the securities laws, regulations and rules which apply to it regarding its own operations and the supervision of your account, its sales representatives and other personnel. Your financial institution is also responsible for approving the opening of accounts and obtaining account documents; the acceptance and, in certain instances, execution of securities orders; the assessment of the suitability of those transactions, where applicable; the rendering of investment advice, if any, to you and in general, for the ongoing relationship that it has with you.
- Inquiries concerning the positions and balances in your account may be directed to the Pershing Customer Service Department at (201) 413-3333. All other inquiries regarding your account or activity should be directed to your financial institution. Your financial organization's contact information can be found on the first page of this statement.
- For a description of other functions performed by Pershing please consult the Disclosure Statement provided to you upon the opening of your account. This notice is not meant as

Total Monthly Interest Earnings



F I N A N C I A L S U M M A R Y R E P O R T
Processing Month: March 2020
MEDINA CITY SCHOOL DISTRICT

| Fnd | Scc | Description | Beginning Balance | MTD Revenues | FYTD Revenues | MTD Expenditures | FYTD Expenditures | Current Available Balance |
|-----|------|---------------------------|----------------------|-----------------|------------------|---------------------|----------------------|---------------------------------|
| 001 | 0000 | GENERAL FUND | 37,069,600.65 | 6,434,747.19 | 64,274,579.80 | 5,559,499.49 | 58,634,792.49 | 42,709,387.96 |
| 002 | 9000 | BOND RETIREMENT - NEW ELE | 3,605,991.55 | 374,620.00 | 3,758,534.02 | .00 | 3,603,516.74 | 3,761,008.83 |
| 002 | 9012 | LOCAL SALES TAX RETIREMEN | .00 | .00 | 1,290,750.49 | .00 | 1,290,750.49 | .00 |
| 002 | 9014 | CONSOLIDATION - ENERGY & | .00 | .00 | 327,806.25 | .00 | 327,806.23 | .02 |
| 003 | 0000 | PERMANENT IMPROVEMENT FUN | 125,994.61 | .00 | .00 | .00 | .00 | 125,994.61 |
| 003 | 9000 | PERMANENT IMPROVEMENT FUN | 13,601.14 | .00 | .00 | .00 | .00 | 13,601.14 |
| 003 | 9001 | MEDINA CITY REC CENTER-PE | 381,679.90 | .00 | 103,058.84 | 39,758.89- | 276,453.18 | 208,285.56 |
| 006 | 0000 | LUNCHROOM FUND | 25,153.72 | 202,360.43 | 1,875,365.71 | 181,158.21 | 1,792,713.28 | 107,806.15 |
| 007 | 9004 | COLLINS SCHOLARSHIP/POST- | 537.70 | 59.47 | 18,266.65 | .00 | .00 | 18,804.35 |
| 007 | 9110 | ART TRUST - GARFIELD | 10,697.53 | 34.82 | 313.30 | .00 | .00 | 11,010.83 |
| 007 | 9111 | CHARLES STANGEL SCHOLARSH | 500.00 | 1.61 | 9.62 | .00 | .00 | 509.62 |
| 007 | 9333 | RIOS STUDENT LEADER SCHOL | 27,721.50 | 102.79 | 4,779.56 | .00 | .00 | 32,501.06 |
| 007 | 9901 | BIXLER SCHOLARSHIP FUND | 125.00 | .00 | .00 | .00 | .00 | 125.00 |
| 008 | 9002 | KANEHL MUSIC TRUST | 27,351.83 | 79.72 | 717.24 | .00 | .00 | 28,069.07 |
| 008 | 9003 | RICHARD HOFFMAN COLLINS M | 634,861.74 | .00 | .00 | .00 | .00 | 634,861.74 |
| 008 | 9112 | ELAINE BUSHMAN FUND | 18,211.77 | 41.00 | 368.88 | .00 | .00 | 18,580.65 |
| 009 | 9000 | STAR | 124.35 | 509.70 | 23,041.85 | .00 | .00 | 23,166.20 |
| 009 | 9110 | UNIFORM SUPPLIES GARFIELD | 10,554.36 | 351.30 | 2,978.90 | 159.82 | 4,801.14 | 8,732.12 |
| 009 | 9120 | UNIFORM SUPPLIES - CANAVA | 11,649.87 | 412.00 | 8,593.00 | .00 | 8,302.38 | 11,940.49 |
| 009 | 9130 | UNIFORM SUPPLIES - FENN | 16,923.63 | 314.00 | 8,954.45 | 2,145.12 | 14,959.80 | 10,918.28 |
| 009 | 9140 | UNIFORM SUPPLIES - HERITA | 7,879.42 | 328.00 | 8,864.10 | .00 | 7,240.54 | 9,502.98 |
| 009 | 9160 | UNIFORM SUPPLIES - BLAKE | 5,501.82 | 532.70 | 11,273.65 | .00 | 10,985.88 | 5,789.59 |
| 009 | 9170 | UNIFORM SUPPLIES - RALPH | 18,425.55 | 223.50 | 14,156.10 | 257.11 | 10,902.60 | 21,679.05 |
| 009 | 9180 | UNIFORM SUPPLIES - ELIZA | 10,990.20 | 288.80 | 9,418.38 | 552.56 | 11,142.89 | 9,265.69 |
| 009 | 9200 | UNIFORM SUPPLIES - CLAGGE | 41,244.63 | 292.50 | 22,513.06 | 1,974.42 | 28,338.17 | 35,419.52 |
| 009 | 9210 | UNIFORM SUPPLIES - A.I. R | 7,484.92 | 259.40 | 24,490.30 | 4,104.19 | 24,461.31 | 7,513.91 |
| 009 | 9300 | UNIFORM SUPPLIES - SENIOR | 6,652.06 | 2,271.50 | 127,385.02 | 28,748.93 | 79,512.01 | 54,525.07 |
| 009 | 9304 | AVIATION/PHOTOGRAPHY | 3.87 | .00 | .00 | .00 | .00 | 3.87 |
| 014 | 9016 | MEDINA CNTY JUV DET CNTR | 81,724.29 | 26,250.00 | 222,293.66 | 23,235.44 | 277,016.37 | 27,001.58 |
| 014 | 9111 | CFIT FY11 | 5,550.01 | .00 | .00 | .00 | 5,550.01 | .00 |
| 014 | 9116 | EVOLVE | 319,058.86 | 42,640.00 | 844,395.01 | 80,554.19 | 757,319.87 | 406,134.00 |
| 016 | 0000 | EMERGENCY LEVY | 20,927,098.86 | 594,570.00 | 6,708,379.33 | 489,486.72 | 4,106,722.91 | 23,528,755.28 |
| 018 | 0000 | PRINT SHOP | 6,683.33 | .00 | .00 | .00 | .00 | 6,683.33 |
| 018 | 9000 | PUBLIC SCHOOL SUPPORT - S | 16.70 | .00 | .00 | .00 | .00 | 16.70 |
| 018 | 9110 | PRINCIPAL'S FUND - GARFIE | 32,772.64 | 89.25 | 3,717.30 | 402.21 | 5,230.67 | 31,259.27 |
| 018 | 9111 | GARFIELD SCHOOL STORE | 49.99 | .00 | .00 | .00 | .00 | 49.99 |
| 018 | 9113 | GARFIELD MEDIA CENTER | 835.41 | 1,092.17 | 1,104.16 | 1,092.17 | 1,092.17 | 847.40 |
| 018 | 9120 | PRINCIPAL - CANAVAN | 41,489.84 | .00 | 4,216.20 | 521.79 | 4,321.68 | 41,384.36 |
| 018 | 9122 | CANAVAN SCHOOL STORE | 586.69 | .00 | .00 | .00 | .00 | 586.69 |
| 018 | 9123 | BOOK FAIR - CANAVAN | 433.42 | .00 | 4,855.81 | .00 | 5,210.83 | 78.40 |
| 018 | 9130 | PRINCIPAL - FENN | 28,308.61 | 315.00 | 5,397.75 | 2,100.32 | 11,266.22 | 22,440.14 |
| 018 | 9132 | FENN SCHOOL STORE | 1,460.83 | .00 | .00 | .00 | .00 | 1,460.83 |
| 018 | 9133 | BOOK FAIR - FENN | 825.96 | 6.00 | 115.40 | .00 | .00 | 941.36 |
| 018 | 9135 | MEDINA SKI TEAM - DISTRIC | 1,916.34 | .00 | 8,735.00 | 4,843.57 | 10,176.67 | 474.67 |
| 018 | 9140 | PRINCIPAL'S FUND - HERITA | 38,900.87 | .00 | 9,027.79 | 439.35 | 5,427.78 | 42,500.88 |
| 018 | 9143 | HERITAGE MEDIA CENTER | 4,535.23 | .00 | 4,509.38 | .00 | 5,997.06 | 3,047.55 |

F I N A N C I A L S U M M A R Y R E P O R T
Processing Month: March 2020
MEDINA CITY SCHOOL DISTRICT

| Fnd | Scc | Description | Beginning Balance | MTD Revenues | FYTD Revenues | MTD Expenditures | FYTD Expenditures | Current Available Balance |
|-----|------|----------------------------|----------------------|-----------------|------------------|---------------------|----------------------|---------------------------------|
| 018 | 9160 | PRINCIPAL'S FUND - H G BL | 43,492.65 | .00 | 7,793.55 | 1,079.26 | 11,039.43 | 40,246.77 |
| 018 | 9161 | PBIS - BLAKE | 7,394.06 | .00 | .00 | .00 | 1,666.06 | 5,728.00 |
| 018 | 9163 | BLAKE MEDIA CENTER | 13,142.11 | 6.00 | 5,283.36 | .00 | 5,106.05 | 13,319.42 |
| 018 | 9170 | PRINCIPALS FUND - RALPH W | 73,551.06 | 87.00 | 7,659.20 | 2,743.58 | 8,358.17 | 72,852.09 |
| 018 | 9171 | WAITE SCHOOL STORE | 50.00 | .00 | .00 | .00 | .00 | 50.00 |
| 018 | 9173 | MEDIA CENTER RALPH WAITE | 4,223.50 | .00 | 5,931.92 | .00 | 5,090.79 | 5,064.63 |
| 018 | 9174 | FIELD TRIPS RALPH WAITE E | 15,209.72 | .00 | .00 | .00 | .00 | 15,209.72 |
| 018 | 9180 | PRINCIPALS FUND ELIZA NOR | 51,553.12 | 50.00 | 3,664.75 | 623.16 | 8,176.41 | 47,041.46 |
| 018 | 9181 | NORTHROP ELEMENTARY SCHOO | 1,631.19 | .00 | .00 | .00 | .00 | 1,631.19 |
| 018 | 9183 | MEDIA CENTER ELIZA NORTHRO | 7,013.75 | .00 | 6,378.90 | .00 | 4,778.84 | 8,613.81 |
| 018 | 9184 | FIELD TRIPS ELIZA NORTHRO | 146.00 | .00 | .00 | .00 | .00 | 146.00 |
| 018 | 9200 | PRINCIPAL'S FUND - CLAGGE | 78,661.94 | 4,375.10 | 15,338.17 | 1,588.24 | 17,848.01 | 76,152.10 |
| 018 | 9203 | CLAGGETT M.S. MEDIA CENTE | 5,491.13 | 62.91 | 3,122.94 | .00 | 3,016.24 | 5,597.83 |
| 018 | 9210 | PRINCIPAL'S FUND - ROOT M | 33,051.07 | .00 | 14,424.12 | 212.15 | 10,523.79 | 36,951.40 |
| 018 | 9211 | ROOT M.S. MEDIA CENTER | 10,214.36 | .00 | 2,745.90 | 29.21 | 2,807.13 | 10,153.13 |
| 018 | 9212 | ROOT M.S. - WASHINGTON TR | 355.00 | .00 | .00 | .00 | .00 | 355.00 |
| 018 | 9213 | SPECIAL FUNDRAISER - ROOT | .02 | .00 | .00 | .00 | .00 | .02 |
| 018 | 9300 | PRINCIPAL'S FUND - SENIOR | 36,762.67 | 2,298.00 | 22,438.57 | 3,689.06 | 18,075.40 | 41,125.84 |
| 018 | 9301 | MEDIA CENTER FUND | 1,381.50 | .00 | .00 | .00 | .00 | 1,381.50 |
| 018 | 9302 | SPECIAL FUNDRAISER - SENI | 37,086.18 | .00 | .00 | .00 | .00 | 37,086.18 |
| 018 | 9303 | PERFORMING ARTS | 92,707.30 | 3,689.00 | 23,542.00 | 1,946.06 | 25,863.87 | 90,385.43 |
| 018 | 9304 | BUZZ | 16,759.64 | 974.28 | 8,360.38 | 942.19 | 8,065.85 | 17,054.17 |
| 018 | 9305 | FLEXIBLE CREDIT FUND | 7,834.56 | .00 | 200.00 | .00 | .00 | 8,034.56 |
| 018 | 9306 | FEED THE BEES | 1,004.05 | 620.00 | 820.00 | 146.65 | 568.01 | 1,256.04 |
| 018 | 9884 | FACILITY RENTAL | 27,476.82 | 1,589.00 | 51,194.00 | .00 | .00 | 78,670.82 |
| 018 | 9900 | INSERVICE - CENTRAL | 3,702.01 | .00 | .00 | .00 | .00 | 3,702.01 |
| 018 | 9901 | PUBLIC SCHOOL SUPPORT - I | 2,229.77 | .00 | .00 | .00 | 508.91 | 1,720.86 |
| 018 | 9902 | INSERVICE - SUPERINTENDEN | 24,720.92 | .00 | .00 | .00 | 13,496.40 | 11,224.52 |
| 018 | 9903 | BOARD/STUDENT DEVELOPMENT | 2,800.00 | .00 | .00 | .00 | .00 | 2,800.00 |
| 018 | 9904 | WELLNESS FUND | 502.00 | .00 | .00 | .00 | .00 | 502.00 |
| 018 | 9905 | PUBLIC SCHOOL SUPPORT/STU | 51,248.39 | .00 | 8,000.00 | .00 | .00 | 59,248.39 |
| 018 | 9906 | COMMUNICATIONS - PUBLIC S | 315.27 | .00 | 1,418.00 | .00 | 1,460.37 | 272.90 |
| 018 | 9907 | STEAM - SUMMER ENRICHMENT | 7,777.17 | .00 | 1,891.75 | .00 | 7,193.52 | 2,475.40 |
| 018 | 9910 | MAINTENANCE DEPARTMENT | 3,902.36 | .00 | .00 | .00 | .00 | 3,902.36 |
| 018 | 9914 | END OF YEAR | 7.13 | .00 | .00 | .00 | .00 | 7.13 |
| 018 | 9915 | BIKE TO SCHOOL | 53.00 | .00 | 250.00 | .00 | .00 | 303.00 |
| 018 | 9916 | SPIRIT NIGHT | 2,127.48 | .00 | 2,000.00 | .00 | 2,194.50 | 1,932.98 |
| 018 | 9918 | FAMILY FIRST | .00 | 241.00 | 252.00 | .00 | .00 | 252.00 |
| 018 | 9919 | STUDENT ART SHOW | 221.53 | .00 | 38.37 | .00 | 512.46 | 252.56- |
| 018 | 9920 | TRSP FUND | 2,384.81 | .00 | 312.00 | .00 | 255.76 | 2,441.05 |
| 018 | 9930 | Resource Connection | 1,500.00 | .00 | .00 | .00 | .00 | 1,500.00 |
| 019 | 9000 | ADAMH GRANT | 504.00 | .00 | 6,000.00 | 759.00 | 5,152.00 | 1,352.00 |
| 019 | 9001 | ADAMH HOPE GRANT | .00 | .00 | 17,000.00 | .00 | 17,000.00 | .00 |
| 019 | 9018 | LOWE'S LIGHT UP GARFIELD | 48.08 | .00 | .00 | .00 | .00 | 48.08 |
| 019 | 9020 | RIF PROGRAM GRANT - NORTH | 400.73 | .00 | .00 | .00 | .00 | 400.73 |
| 019 | 9021 | JENNINGS - BLAKE - BRYNIA | .82 | .00 | .00 | .00 | .00 | .82 |

F I N A N C I A L S U M M A R Y R E P O R T
Processing Month: March 2020
MEDINA CITY SCHOOL DISTRICT

| Fnd | Sc | Description | Beginning Balance | MTD Revenues | FYTD Revenues | MTD Expenditures | FYTD Expenditures | Current Available Balance |
|-----|------|---------------------------|----------------------|-----------------|------------------|---------------------|----------------------|---------------------------------|
| 019 | 9023 | PUBLIC EDUCATION LEADERSH | .01 | .00 | .00 | .00 | .00 | .01 |
| 019 | 9029 | MARTHA HOLDEN JENNINGS GR | 6.82 | .00 | .00 | .00 | .00 | 6.82 |
| 019 | 9030 | PERFORMANCE BASED ASSESSM | 79.76 | .00 | .00 | .00 | .00 | 79.76 |
| 019 | 9031 | PBA FY11 | 256.96 | .00 | .00 | .00 | .00 | 256.96 |
| 019 | 9113 | ACS-HACH CHEMISTRY GRANT | 96.34 | .00 | .00 | .00 | .00 | 96.34 |
| 019 | 9180 | PPG INNOVATIVE CLASSROOM | 15.31 | .00 | .00 | .00 | .00 | 15.31 |
| 019 | 9181 | FIRST ENERGY GRANT | .16 | .00 | .00 | .00 | .00 | .16 |
| 019 | 9213 | VIDEO CLUB GRANT - MHS | 2.82 | .00 | .00 | .00 | .00 | 2.82 |
| 019 | 9313 | JENNINGS - NORTHROP - MIL | 13.86 | .00 | .00 | .00 | .00 | 13.86 |
| 019 | 9413 | 3M AND OTHER GRANT | 152.03 | .00 | .00 | .00 | .00 | 152.03 |
| 019 | 9513 | NEA STUDENT ACHIEVEMENT G | 191.88 | .00 | .00 | .00 | .00 | 191.88 |
| 019 | 9715 | FUEL UP - BLAKE | 23.82 | .00 | .00 | .00 | .00 | 23.82 |
| 019 | 9920 | MARTHA HOLDEN JENNINGS SU | .00 | .00 | 1,000.00 | .00 | .00 | 1,000.00 |
| 020 | 9001 | TRANSPORTATION ENTERPRISE | 76,186.08 | 3,148.50 | 13,591.95 | 530.68 | 4,549.24 | 85,228.79 |
| 022 | 9000 | Unclaimed funds | 36,045.95 | .00 | 1,767.95 | 8.39 | 1,767.95 | 36,045.95 |
| 022 | 9093 | DIVERSION PROGRAM FED MON | 1,000.00 | .00 | .00 | .00 | .00 | 1,000.00 |
| 022 | 9094 | DIVERSION PROGRAM - FED. | 1,000.00 | .00 | .00 | .00 | .00 | 1,000.00 |
| 022 | 9300 | OH HIGH SCHOOL ATH ASSOC | 1,874.53 | .00 | 27,914.65 | 10,246.46 | 33,070.02 | 3,280.84- |
| 024 | 9001 | MEDICAL AND DRUG/SELF INS | 7,125,787.05 | 752,679.14 | 6,720,776.89 | 868,656.12 | 7,290,652.13 | 6,555,911.81 |
| 024 | 9002 | DENTAL SELF INSURANCE FUN | 354,382.97 | 56,900.42 | 512,092.48 | 51,276.26 | 436,422.26 | 430,053.19 |
| 024 | 9094 | FLEX PRO | 63,543.51 | 24,368.80 | 158,230.52 | 20,182.90 | 175,161.59 | 46,612.44 |
| 027 | 0000 | WORKMANS COMP.-SELF INS | 80,731.98 | 20,933.36 | 344,029.11 | 24,178.37 | 162,772.20 | 261,988.89 |
| 071 | 9013 | LOCAL SALES TAX PERMANENT | 3,195,842.70 | .00 | 2,491,638.72 | 29,210.36 | 2,446,520.91 | 3,240,960.51 |
| 200 | 9110 | GARFIELD STUDENT COUNCIL/ | 654.60 | 2.02 | 18.70 | .00 | 35.47 | 637.83 |
| 200 | 9121 | ELLA CANAVAN STUDENT COUN | 1,198.30 | 4.24 | 248.56 | .00 | 107.41 | 1,339.45 |
| 200 | 9134 | FENN STUDENT BUSINESS | 9.02 | .03 | .27 | .00 | .00 | 9.29 |
| 200 | 9140 | STUDENT COUNCIL - HERITAG | 157.02 | .51 | 4.61 | .00 | .00 | 161.63 |
| 200 | 9184 | NORTHROP ELEMENTARY STUDE | 50.25 | .16 | 1.47 | .00 | .00 | 51.72 |
| 200 | 9185 | K-KIDS KIWANIS ACTIVITY C | 8,353.95 | 667.86 | 2,074.37 | .00 | 197.50 | 10,230.82 |
| 200 | 9202 | CLAGGETT MIDDLE SCH. STUD | 749.45 | 1.69 | 2,649.07 | 184.52 | 2,864.31 | 534.21 |
| 200 | 9204 | CLAGGETT MIDDLE SCHOOL CH | 504.60 | 1.64 | 14.78 | .00 | .00 | 519.38 |
| 200 | 9205 | CLAGGETT MIDDLE SCH. BUIL | 2,573.95 | 282.57 | 877.22 | .00 | 29.55 | 3,421.62 |
| 200 | 9209 | CLAGGETT MIDDLE SCHOOL DR | 22,959.08 | 8,491.16 | 9,073.82 | 1,548.76 | 4,470.48 | 27,562.42 |
| 200 | 9252 | CHEERLEADERS - ROOT M.S. | 43.08 | .14 | 1.26 | .00 | .00 | 44.34 |
| 200 | 9253 | BUILDERS' CLUB - ROOT M.S | 4,570.11 | 14.57 | 158.82 | .00 | 121.65 | 4,607.28 |
| 200 | 9254 | HONORS ACADEMY - ROOT | 4,561.18 | 12.50 | 639.19 | .00 | 1,247.57 | 3,952.80 |
| 200 | 9256 | DRAMA CLUB - ROOT M.S. | 5,808.27 | 22.79 | 2,755.86 | 602.00 | 1,358.06 | 7,206.07 |
| 200 | 9258 | STUDENT COUNCIL - ROOT M. | 3,352.15 | 14.24 | 2,241.66 | 55.83 | 1,089.99 | 4,503.82 |
| 200 | 9301 | YOUNG AMERICANS FOR FREED | 51.20 | .17 | 1.51 | .00 | .00 | 52.71 |
| 200 | 9302 | ART CLUB | 192.04 | 1.92 | 413.69 | .00 | .00 | 605.73 |
| 200 | 9303 | CULTURAL EXPLORATION | 189.25 | .62 | 5.55 | .00 | .00 | 194.80 |
| 200 | 9304 | CAREER ASSOCIATION | .37 | .00 | .00 | .00 | .00 | .37 |
| 200 | 9305 | CHEMCLUB | 1,512.02 | 4.92 | 44.28 | .00 | .00 | 1,556.30 |
| 200 | 9307 | CHOIR | 43,795.64 | 313.99 | 9,863.86 | 5,476.00 | 22,358.59 | 31,300.91 |
| 200 | 9309 | IMPROV CLUB | 287.15 | 1.81 | 285.07 | .00 | .00 | 572.22 |
| 200 | 9310 | DELTA EPSILON PHI - NAT'L | .45 | .00 | .00 | .00 | .00 | .45 |

FINANCIAL SUMMARY REPORT
Processing Month: March 2020
MEDINA CITY SCHOOL DISTRICT

| Fnd | Sc | Description | Beginning Balance | MTD Revenues | FYTD Revenues | MTD Expenditures | FYTD Expenditures | Current Available Balance |
|-----|------|---------------------------|----------------------|-----------------|------------------|---------------------|----------------------|---------------------------------|
| 200 | 9312 | DRAMA CLUB | 32,744.35 | 110.16 | 7,875.33 | 294.58 | 5,788.00 | 34,831.68 |
| 200 | 9314 | MEDINA OUTDOORS CLUB | 151.61 | .54 | 192.32 | 47.98 | 173.80 | 170.13 |
| 200 | 9315 | FELLOWSHIP OF CHRISTIAN A | 1.65 | 1.06 | 332.43 | .00 | .00 | 334.08 |
| 200 | 9318 | GIRLS LEADERSHIP CLUB | 6,206.33 | 22.07 | 1,377.52 | .00 | 604.96 | 6,978.89 |
| 200 | 9321 | KEY CLUB | 48,211.56 | 777.86 | 15,256.56 | 119.62 | 2,329.28 | 61,138.84 |
| 200 | 9323 | MEDINAMITE | 1,554.12 | 46.27 | 736.98 | .00 | 320.17 | 1,970.93 |
| 200 | 9324 | MEDINIAN | 39,857.54 | 1,023.31 | 19,856.37 | .00 | 6,494.63 | 53,219.28 |
| 200 | 9325 | MHS BAND | 18,625.42 | 1,914.50 | 13,983.55 | 1,269.13 | 19,804.36 | 12,804.61 |
| 200 | 9326 | NATIONAL HONOR SOCIETY | 11,398.02 | 33.62 | 329.87 | 1,055.00 | 1,097.43 | 10,630.46 |
| 200 | 9327 | ORCHESTRA | 28,825.40 | 97.37 | 2,295.16 | 333.10 | 333.10 | 30,787.46 |
| 200 | 9330 | SCIENCE OLYMPIAD CLUB | 2,038.78 | 184.14 | 1,503.83 | .00 | 2,234.95 | 1,307.66 |
| 200 | 9331 | SKI CLUB | 3.09 | .01 | .08 | .00 | .00 | 3.17 |
| 200 | 9332 | SPANISH CLUB | 11,811.28 | 3,043.86 | 6,573.94 | .00 | 4,515.64 | 13,869.58 |
| 200 | 9333 | STUDENT COUNCIL | 28,707.92 | 90.07 | 25,715.62 | 555.97 | 25,944.41 | 28,479.13 |
| 200 | 9335 | LATIN CLUB | 1,966.00 | 18.88 | 6,541.92 | 2,562.50- | 2,538.00 | 5,969.92 |
| 200 | 9337 | AMERICAN SIGN LANGUAGE CL | 235.50 | .94 | 62.92 | .00 | .00 | 298.42 |
| 200 | 9339 | SPEECH/DEBATE CLUB | 19,883.43 | 62.91 | 18,192.19 | 187.00 | 18,183.22 | 19,892.40 |
| 200 | 9340 | STUDENT'S H.O.P.E. | 1,865.34 | 5.24 | 631.33 | 509.49 | 838.60 | 1,658.07 |
| 200 | 9346 | PENGUIN BOWL/NOSB | 211.89 | .37 | 256.60 | .00 | 350.00 | 118.49 |
| 200 | 9350 | TECHNOLOGY CLUB | 632.83 | 366.34 | 1,798.30 | 105.45 | 1,748.51 | 682.62 |
| 200 | 9352 | VIDEO CLUB - SR HI | 7,672.76 | 20.02 | 1,862.78 | 25.45- | 3,206.85 | 6,328.69 |
| 200 | 9353 | CHINESE CLUB | 961.43 | 3.13 | 28.17 | .00 | .00 | 989.60 |
| 200 | 9355 | GENDER AND SEXUALITY ALLI | 1,095.96 | 504.58 | 571.15 | .00 | 219.14 | 1,447.97 |
| 200 | 9380 | V O F T | 17,711.12 | 72.02 | 3,572.37 | 1,110.00 | 3,610.00 | 17,673.49 |
| 200 | 9419 | CLASS OF 2019 | 3,253.33 | .00 | 72.46 | .00 | 1,005.78 | 2,320.01 |
| 200 | 9420 | CLASS OF 2020 | 11,497.68 | 35.34 | 2,713.12 | .00 | 3,036.49 | 11,174.31 |
| 200 | 9421 | CLASS OF 2021 | 3,421.61 | 17,891.56 | 18,810.71 | 344.96 | 9,608.18 | 12,624.14 |
| 200 | 9422 | CLASS OF 2022 | 1,674.16 | 11.59 | 3,791.33 | .00 | 1,800.00 | 3,665.49 |
| 200 | 9423 | CLASS OF 2023 | .00 | 5.41 | 3,510.94 | .00 | 1,800.00 | 1,710.94 |
| 200 | 9999 | GENERIC STUDENT ACTIV. FD | .01 | .00 | .00 | .00 | .00 | .01 |
| 300 | 0000 | ATHLETIC FUND | 170,034.16 | 1,748.80 | 254,990.70 | 9,416.48 | 262,850.85 | 162,174.01 |
| 300 | 9110 | GARFIELD FIELD TRIPS | 366.34 | .00 | 4,875.00 | .00 | 938.96- | 6,180.30 |
| 300 | 9120 | CANAVAN FIELD TRIP | 915.00 | .00 | 4,708.00 | 237.82 | 6,169.72 | 546.72- |
| 300 | 9121 | WORLD WATCHER'S CLUB | 7,362.04 | .00 | .00 | .00 | .00 | 7,362.04 |
| 300 | 9130 | FENN FIELD TRIPS | 237.09 | .00 | 5,788.00 | .00 | 6,269.37 | 244.28- |
| 300 | 9140 | HERITAGE FIELD TRIPS | 479.21 | .00 | 4,314.50 | .00 | 4,705.00 | 88.71 |
| 300 | 9160 | BLAKE FIELD TRIPS | 785.58 | 1,615.00 | 5,440.00 | .00 | 1,147.00 | 5,078.58 |
| 300 | 9170 | WAITE FIELD TRIPS | .00 | .00 | 9,218.87 | 754.50 | 8,531.20 | 687.67 |
| 300 | 9180 | NORTHROP FIELD TRIPS | 1,500.00 | .00 | 9,081.58 | .00 | 9,213.73 | 1,367.85 |
| 300 | 9201 | CLAGGETT MIDDLE SCH. BAND | 26,251.65 | .00 | 12,817.00 | 960.17 | 9,408.06 | 29,660.59 |
| 300 | 9202 | CLAGGETT MIDDLE SCH. ORCH | 258.00 | .00 | .00 | .00 | .00 | 258.00 |
| 300 | 9203 | CLAGGETT MIDDLE SCHOOL LI | 370.00 | .00 | .00 | .00 | .00 | 370.00 |
| 300 | 9204 | CLAGGETT M.S. CHOIR FUND | 634.10 | .00 | .00 | .00 | .00 | 634.10 |
| 300 | 9208 | CLAGGETT - 6TH GRADE TRIP | 20,913.82 | 234.50 | 83,988.80 | .00 | 103,788.00 | 1,114.62 |
| 300 | 9250 | ROOT M.S. BAND FUND | 17,149.72 | .00 | 12,888.00 | 2,036.18 | 17,265.53 | 12,772.19 |
| 300 | 9251 | ROOT M.S. ORCHESTRA FUND | 1,246.65 | .00 | .00 | .00 | .00 | 1,246.65 |

Date: 4/07/20

FINANCIAL SUMMARY REPORT
Processing Month: March 2020
MEDINA CITY SCHOOL DISTRICT

Page: 5
(FINSUM)

| Fnd | Sc | Description | Beginning Balance | MTD Revenues | FYTD Revenues | MTD Expenditures | FYTD Expenditures | Current Available Balance |
|-----|------|---------------------------|----------------------|-----------------|------------------|---------------------|----------------------|---------------------------------|
| 300 | 9252 | ROOT M.S. CHOIR FUND | 3,270.15 | .00 | .00 | .00 | .00 | 3,270.15 |
| 300 | 9253 | ROOT M.S. BEEHIVE | 1,060.80 | 34.75 | 728.15 | .00 | 253.55 | 1,535.40 |
| 300 | 9258 | ROOT - DISTRICT SUPERVISE | 119,680.13 | 8,862.50 | 13,630.50 | .00 | 123,722.60 | 9,588.03 |
| 300 | 9301 | BOWLING CLUB | .00 | .00 | 3,750.00 | .00 | .00 | 3,750.00 |
| 300 | 9302 | MENS VOLLEYBALL | 7,993.06 | .00 | .00 | .00 | 573.00- | 8,566.06 |
| 300 | 9303 | HUDDLE/SHUDDLE | 2,185.20 | .00 | 1,650.00 | .00 | 673.69 | 3,161.51 |
| 300 | 9304 | LINK CREW | 3,212.64 | .00 | 868.00 | 150.00 | 1,351.19 | 2,729.45 |
| 300 | 9313 | MUSICAL | 6,979.31 | .00 | 12,850.00 | .00 | 5,898.58 | 13,930.73 |
| 300 | 9325 | MHS BAND TRIP | 7,171.20 | .00 | .00 | .00 | .00 | 7,171.20 |
| 300 | 9334 | BEEHIVE CAFE | 20,072.08 | 1,480.00 | 10,694.89 | 1,291.59 | 10,467.58 | 20,299.39 |
| 300 | 9390 | GLOBAL TRIPS | .00 | 2,406.00 | 3,712.00 | .00 | .00 | 3,712.00 |
| 300 | 9410 | SPARKLE CHEERLEADING | 2,577.99 | .00 | 900.00 | .00 | 1,464.70 | 2,013.29 |
| 401 | 9010 | AUXILIARY FUNDS/ST FRANCI | .00 | 548.51 | 377,367.94 | 30,547.01 | 203,934.87 | 173,433.07 |
| 401 | 9017 | AUXILIARY FUNDS/ST FRANCI | 37.41 | .00 | .00 | .00 | .00 | 37.41 |
| 401 | 9019 | AUXILIARY FUNDS/ST FRANCI | 78,595.95 | .00 | 187.16 | .00 | 78,783.11 | .00 |
| 401 | 9020 | AUX FUNDS NURTURY | .00 | 43.41 | 14,934.72 | .00 | 1,209.00 | 13,725.72 |
| 401 | 9027 | AUX FUNDS NURTURY | 72.90 | .00 | .00 | .00 | .00 | 72.90 |
| 401 | 9030 | AUX FUNDS MCA | .00 | 193.68 | 190,711.89 | 8,519.64 | 129,471.20 | 61,240.69 |
| 401 | 9039 | AUX FUNDS MCA | 18,511.09 | .00 | 24.66 | .00 | 18,535.75 | .00 |
| 401 | 9040 | AUX FUNDS KIDS COUNTRY | .00 | 49.97- | 49.97- | .00 | .00 | 49.97- |
| 401 | 9049 | AUX FUNDS KIDS COUNTRY | 10,268.70 | .00 | 28.80 | .00 | 10,297.50 | .00 |
| 401 | 9066 | SM WONDERS | 1,644.12 | .00 | .00 | .00 | .00 | 1,644.12 |
| 432 | 9097 | MANAGE. INFO. SYS. FUND | .80 | .00 | .00 | .00 | .00 | .80 |
| 450 | 9008 | SCHOOLNET PLUS FY2008: GR | 1.00 | .00 | .00 | .00 | .00 | 1.00 |
| 451 | 9010 | CONNECTIVITY | .00 | .00 | 9,900.00 | .00 | .00 | 9,900.00 |
| 451 | 9013 | CONNECTIVITY 2013 | 800.00 | .00 | .00 | .00 | .00 | 800.00 |
| 451 | 9018 | CONNECTIVITY FY18 | 564.00 | .00 | .00 | .00 | .00 | 564.00 |
| 451 | 9019 | CONNECTIVITY | 19,800.00 | 9,900.00 | 9,900.00 | .00 | 19,680.00 | 10,020.00 |
| 452 | 9008 | SCHOOLNET PROFESSIONAL DE | 66.15 | .00 | .00 | .00 | .00 | 66.15 |
| 467 | 9020 | FOUNDATION - STUDENT WELL | .00 | 192,529.44 | 385,110.86 | 134,688.60 | 134,688.60 | 250,422.26 |
| 499 | 9012 | INTERN PSYCH FY12 | 45.81 | .00 | .00 | .00 | .00 | 45.81 |
| 499 | 9013 | INTERN PSYCH FY13 | 39.97 | .00 | .00 | .00 | .00 | 39.97 |
| 499 | 9019 | SCHOOL SAFETY | 37,148.75 | .00 | 29,679.80 | .00 | 37,148.75 | 29,679.80 |
| 499 | 9024 | LOCAL GOVERNMENT INNOVATI | 7,750.00 | .00 | .00 | .00 | .00 | 7,750.00 |
| 499 | 9039 | INTERN PSYCHOLOGIST GRANT | 2.20 | .00 | .00 | .00 | .00 | 2.20 |
| 499 | 9112 | E-TECH BLENDED LEARNING G | 321.71 | .00 | .00 | .00 | .00 | 321.71 |
| 506 | 9014 | RESIDENT EDUCATOR GRANT | 950.00 | .00 | .00 | .00 | .00 | 950.00 |
| 516 | 9015 | TITLE VI-B | 2,690.82 | .00 | .00 | .00 | .00 | 2,690.82 |
| 516 | 9016 | TITLE VI-B | 229.90 | .00 | .00 | .00 | .00 | 229.90 |
| 516 | 9019 | TITLE VI-B | 6,410.04 | .00 | 272,672.29 | .00 | 279,082.33 | .00 |
| 516 | 9020 | TITLE VI-B | .00 | 401,202.65 | 810,006.43 | 114,361.16 | 924,367.59 | 114,361.16- |
| 572 | 9019 | TITLE I | 302.23 | .00 | 111,350.41 | .00 | 111,652.64 | .00 |
| 572 | 9020 | TITLE I | .00 | 154,052.21 | 289,447.03 | 46,053.58 | 335,500.61 | 46,053.58- |
| 572 | 9116 | TITLE I-D | 2.83 | .00 | .00 | .00 | .00 | 2.83 |
| 572 | 9119 | TITLE I-D | 9,526.19 | .00 | 25,402.15 | .00 | 34,928.34 | .00 |
| 572 | 9120 | TITLE I-D | .00 | 6,450.72 | 14,889.44 | 1,455.51 | 16,344.95 | 1,455.51- |

Date: 4/07/20

F I N A N C I A L S U M M A R Y R E P O R T
Processing Month: March 2020
MEDINA CITY SCHOOL DISTRICT

Page: 6
(FINSUM)

| Fnd | Sc | Description | Beginning Balance | MTD Revenues | FYTD Revenues | MTD Expenditures | FYTD Expenditures | Current Available Balance |
|-----|------|---------------------------|----------------------|-----------------|------------------|---------------------|----------------------|---------------------------------|
| 587 | 9019 | PRESCHOOL | 131.48 | .00 | 5,249.61 | .00 | 5,381.09 | .00 |
| 587 | 9020 | PRESCHOOL | .00 | 13,627.97 | 25,957.82 | 3,956.29 | 29,914.11 | 3,956.29- |
| 587 | 9120 | 6B RESTORATION - PRESCHOO | .00 | .00 | .00 | .00 | 981.25 | 981.25- |
| 590 | 9019 | TITLE II-A | 41,141.13 | .00 | 35,071.94 | .00 | 76,213.07 | .00 |
| 590 | 9020 | TITLE II-A | .00 | 24,620.39 | 55,691.08 | 9,102.92 | 64,794.00 | 9,102.92- |
| 599 | 9019 | TITLE IV-A STUDENT SUPPOR | 15,509.72 | .00 | 10,277.28 | .00 | 25,787.00 | .00 |
| 599 | 9020 | TITLE IV-A STUDENT SUPPOR | .00 | 5,282.05 | 13,041.42 | 896.32 | 13,937.74 | 896.32- |
| | | Grand Total All Funds | 76,258,648.68 | 9,415,780.69 | 93553,634.33 | 7,735,204.03 | 85327,453.61 | 84484,829.40 |
| | | Total Invested Funds | .00 | | | | | |

Date: 4/07/2020

C H E C K R E G I S T E R
Processing Month: March 2020
MEDINA CITY SCHOOL DISTRICT

Page: 1
(CHKREG)

| Check# | Check Date | Org Sta | Vendor Paid | Check Amount | Status Date |
|--------|------------|---------|------------------------------|--------------|-------------|
| 009014 | 03/13/2020 | M/M | MEMO --S T R S | 83,557.23 | |
| 009015 | 03/13/2020 | M/M | MEMO --S E R S | 4,246.59 | |
| 009016 | 03/13/2020 | M/M | MEMO -MEDINA CITY SCHOOLS | 327,727.29 | |
| 009017 | 03/13/2020 | M/M | MEMO - HUNTINGTON NAT'L BANK | 30,632.36 | |
| 009018 | 03/13/2020 | M/M | MEMO - BUREAU WORK COMP | 10,308.79 | |
| 009019 | 03/13/2020 | M/M | OHIO DEPT OF ED - MEMO CK | 95,749.34 | |
| 009020 | 03/13/2020 | M/M | MEMO MET LIFE INSURANCE | 4,916.71 | |
| 009021 | 03/27/2020 | M/M | OHIO DEPT OF ED - MEMO CK | 119,436.05 | |
| 009022 | 03/27/2020 | M/M | MEMO --S T R S | 86,006.90 | |
| 009023 | 03/27/2020 | M/M | MEMO --S E R S | 4,204.24 | |
| 009024 | 03/27/2020 | M/M | MEMO -MEDINA CITY SCHOOLS | 329,445.82 | |
| 009025 | 03/27/2020 | M/M | MEMO - HUNTINGTON NAT'L BANK | 31,648.33 | |
| 009026 | 03/27/2020 | M/M | MEMO - BUREAU WORK COMP | 10,624.57 | |
| 009027 | 03/10/2020 | M/M | MEMO - MEDICAL MUTUAL | 232,714.48 | |
| 009028 | 03/06/2020 | M/M | MEMO - MEDICAL MUTUAL | 66,321.40 | |
| 009029 | 03/02/2020 | M/M | MEMO - MEDICAL MUTUAL | 112,222.42 | |
| 009030 | 03/06/2020 | M/M | GORDON FOOD SERVICE | 84.06 | |
| 009031 | 03/06/2020 | M/M | GORDON FOOD SERVICE | 4,507.73 | |
| 009032 | 03/06/2020 | M/M | GORDON FOOD SERVICE | 51.26 | |
| 009033 | 03/12/2020 | M/M | MEMO-CAPITAL ONE | 26,316.93 | |
| 009034 | 03/09/2020 | M/M | GORDON FOOD SERVICE | 5,495.95 | |
| 009035 | 03/09/2020 | M/M | GORDON FOOD SERVICE | 252.17 | |
| 009036 | 03/19/2020 | M/M | GORDON FOOD SERVICE | 8,507.85 | |
| 009037 | 03/16/2020 | M/M | GORDON FOOD SERVICE | 144.77 | |
| 009038 | 03/16/2020 | M/M | MEMO - MEDICAL MUTUAL | 157,766.55 | |
| 009039 | 03/31/2020 | M/M | MEMO --S T R S | 489,614.00 | |
| 009040 | 03/31/2020 | M/M | MEMO --S E R S | 126,408.00 | |
| 009041 | 03/31/2020 | M/M | MEMO - BUREAU WORK COMP | 13,494.53 | |
| 009042 | 03/31/2020 | M/M | MEMO - P & A ADMINISTRATIVE | 20,086.90 | |
| 009043 | 03/23/2020 | M/M | MEMO - MEDICAL MUTUAL | 189,039.65 | |
| 009044 | 03/23/2020 | M/M | SYSCO CLEVELAND INC | 38,158.96 | |
| 009045 | 03/30/2020 | M/M | MEMO - MEDICAL MUTUAL | 110,591.62 | |
| 009046 | 03/23/2020 | M/M | SYSCO CLEVELAND INC | 1,375.76 | |
| 009047 | 03/31/2020 | M/M | MEMO MET LIFE INSURANCE | 51,276.26 | |
| 632404 | 03/10/2020 | W/R | ACHIEVEMENT ADVANTAGE | 2,200.00 | 03/17/2020 |
| 632405 | 03/10/2020 | W/R | ADVANCE AUTO PARTS | 148.22 | 03/16/2020 |
| 632406 | 03/10/2020 | W/R | AKRON CHILDRENS HOSPITAL | 26,132.18 | 03/24/2020 |
| 632407 | 03/10/2020 | W/W | AKRON RUBBERDUCKS | 2,500.00 | |
| 632408 | 03/10/2020 | W/R | ALL FOR KIDZ INC | 2,601.00 | 03/16/2020 |
| 632409 | 03/10/2020 | W/R | AMAZON.COM | 5,358.64 | 03/11/2020 |
| 632410 | 03/10/2020 | W/R | ANDERSON'S | 270.98 | 03/17/2020 |
| 632411 | 03/10/2020 | W/R | ANGELA NUCKOLS | 909.96 | 03/12/2020 |
| 632412 | 03/10/2020 | W/R | ANTHONY BELSITO | 540.00 | 03/12/2020 |
| 632413 | 03/10/2020 | W/R | APOLLO PEST CONTROL COMPANY | 568.00 | 03/17/2020 |
| 632414 | 03/10/2020 | W/R | ARDENT PIANO | 675.00 | 03/23/2020 |
| 632415 | 03/10/2020 | W/R | ARMSTRONG | 588.14 | 03/16/2020 |
| 632416 | 03/10/2020 | W/R | ARMSTRONG CABLE | 59.95 | 03/16/2020 |
| 632417 | 03/10/2020 | W/R | BANNER SUPPLY COMPANY INC | 153.62 | 03/19/2020 |
| 632418 | 03/10/2020 | W/R | BARNES & NOBLE BOOKSELLERS | 219.89 | 03/17/2020 |
| 632419 | 03/10/2020 | W/R | BELLEFAIRE JEWISH CHILDREN'S | 19,111.36 | 03/16/2020 |
| 632420 | 03/10/2020 | W/R | BERNARD SPECIALTY COMPANY | 86.52 | 03/17/2020 |
| 632421 | 03/10/2020 | W/R | BLICK ART MATERIALS LLC | 1,265.95 | 03/17/2020 |

Date: 4/07/2020

C H E C K R E G I S T E R
Processing Month: March 2020
MEDINA CITY SCHOOL DISTRICT

Page: 2
(CHKREG)

| Check# | Check Date | Org Sta | Vendor Paid | Check Amount | Status Date |
|--------|------------|---------|---------------------------------|--------------|-------------|
| 632422 | 03/10/2020 | W/R | BOILER SPECIALISTS INC | 639.88 | 03/13/2020 |
| 632423 | 03/10/2020 | W/R | DAIRYMENS | 2,529.75 | 03/16/2020 |
| 632424 | 03/10/2020 | W/R | BRADLEY DALZELL | 313.64 | 03/12/2020 |
| 632425 | 03/10/2020 | W/R | BREAKOUT EDU | 500.00 | 03/16/2020 |
| 632426 | 03/10/2020 | W/R | BRICKER & ECKLER LLP | 340.00 | 03/16/2020 |
| 632427 | 03/10/2020 | W/R | BUEHLER'S MARKETS | 555.54 | 03/16/2020 |
| 632428 | 03/10/2020 | W/R | CARDINAL BUS SALES & SERV INC | 1,765.80 | 03/16/2020 |
| 632429 | 03/10/2020 | W/R | DOMINIC'S PIZZA | 117.97 | 03/19/2020 |
| 632430 | 03/10/2020 | W/R | CENTERRA CO-OP | 20,355.58 | 03/17/2020 |
| 632431 | 03/10/2020 | W/R | CENTRAL INSTRUMENT CO. | 32.00 | 03/16/2020 |
| 632432 | 03/10/2020 | W/R | CINTAS FIRST AID & SAFETY | 192.50 | 03/16/2020 |
| 632433 | 03/10/2020 | W/R | CINTAS CORPORATION | 814.85 | 03/16/2020 |
| 632434 | 03/10/2020 | W/R | CITY OF MEDINA | 14,897.76 | 03/16/2020 |
| 632435 | 03/10/2020 | W/R | CLEVELAND PLUMBING | 136.10 | 03/16/2020 |
| 632436 | 03/10/2020 | W/R | COCA COLA BOTTLING CO CSLDT | 975.50 | 03/16/2020 |
| 632437 | 03/10/2020 | W/W | CONCORD THEATRICALS CORP | 16.85 | |
| 632438 | 03/10/2020 | W/R | CQ PRINTING | 602.00 | 03/16/2020 |
| 632439 | 03/10/2020 | W/R | CUMMINS INTERSTATE POWER INC | 1,864.97 | 03/17/2020 |
| 632440 | 03/10/2020 | W/R | CUYAHOGA COMMUNITY COLLEGE | 2,502.00 | 03/13/2020 |
| 632441 | 03/10/2020 | W/R | DANIEL SMITH | 14.95 | 03/12/2020 |
| 632442 | 03/10/2020 | W/R | DAVID KILPATRICK, INC | 50.00 | 03/17/2020 |
| 632443 | 03/10/2020 | W/R | DENISE JONES | 36.67 | 03/12/2020 |
| 632444 | 03/10/2020 | W/R | DESIGNS INK LTD | 75.00 | 03/16/2020 |
| 632445 | 03/10/2020 | W/R | DRIVETV USA | 2,400.00 | 03/17/2020 |
| 632446 | 03/10/2020 | W/R | DYSLEXIA COACH OF NJ LLC | 1,560.00 | 03/16/2020 |
| 632447 | 03/10/2020 | W/R | EDUCATION ALTERNATIVES | 8,056.00 | 03/23/2020 |
| 632448 | 03/10/2020 | W/R | EDUCATIONAL FURNITURE LLC | 13,171.20 | 03/18/2020 |
| 632449 | 03/10/2020 | W/R | EDUCATIONAL SERVICE CENTER | 100.00 | 03/16/2020 |
| 632450 | 03/10/2020 | W/R | FARMERS EXCHANGE CO INC | 538.02 | 03/16/2020 |
| 632451 | 03/10/2020 | W/R | FLINN SCIENTIFIC, INC. | 375.30 | 03/16/2020 |
| 632452 | 03/10/2020 | W/R | FOLLETT SCHOOL SOLUTIONS INC | 583.00 | 03/16/2020 |
| 632453 | 03/10/2020 | W/R | FOLLETT SCHOOL SOLUTIONS INC | 1,434.50 | 03/16/2020 |
| 632454 | 03/10/2020 | W/W | FRANK BIANCHI | 200.00 | |
| 632455 | 03/10/2020 | W/R | GEPPETTO'S | 72.00 | 03/24/2020 |
| 632456 | 03/10/2020 | W/R | GIONINO'S PIZZERIA | 92.45 | 03/16/2020 |
| 632457 | 03/10/2020 | W/W | GLENOAK HIGH SCHOOL | 220.00 | |
| 632458 | 03/10/2020 | W/R | GOPHER SPORT | 94.80 | 03/16/2020 |
| 632459 | 03/10/2020 | W/R | GORDON FOOD SERVICE | 165.13 | 03/17/2020 |
| 632460 | 03/10/2020 | W/R | GREAT LAKES BIOMEDICAL LTD | 345.00 | 03/16/2020 |
| 632461 | 03/10/2020 | W/W | GROVE CITY AREA SCHOOL DISTRICT | 3,230.00 | |
| 632462 | 03/10/2020 | W/R | HAND2MIND INC | 56.99 | 03/17/2020 |
| 632463 | 03/10/2020 | W/R | HERSHEY CREAMERY CO | 1,476.24 | 03/19/2020 |
| 632464 | 03/10/2020 | W/R | HUDL | 996.72 | 03/18/2020 |
| 632465 | 03/10/2020 | W/R | ICANDI GRAPHICS | 168.00 | 03/17/2020 |
| 632466 | 03/10/2020 | W/R | INNOVATIVE SOLUTIONS | 2,069.00 | 03/16/2020 |
| 632467 | 03/10/2020 | W/R | JACKSON GODSEY | 47.98 | 03/16/2020 |
| 632468 | 03/10/2020 | W/R | JACOB CIULLA | 197.82 | 03/17/2020 |
| 632469 | 03/10/2020 | W/R | JEFFERS HANDBELL SUPPLY INC | 87.45 | 03/25/2020 |
| 632470 | 03/10/2020 | W/R | JOANNE R ZURELL | 125.00 | 03/23/2020 |
| 632471 | 03/10/2020 | W/R | JOHN WESTFALL JR | 13.46 | 03/12/2020 |
| 632472 | 03/10/2020 | W/R | JOSHEN PAPER & PACKAGING | 908.34 | 03/16/2020 |
| 632473 | 03/10/2020 | W/R | JULIE KEARNEY | 25.76 | 03/12/2020 |

Date: 4/07/2020

C H E C K R E G I S T E R
Processing Month: March 2020
MEDINA CITY SCHOOL DISTRICT

Page: 3
(CHKREG)

| Check# | Check Date | Org Sta | Vendor Paid | Check Amount | Status Date |
|--------|------------|---------|--------------------------------|--------------|-------------|
| 632474 | 03/10/2020 | W/R | JULIE WILLIAMS | 3,059.39 | 03/20/2020 |
| 632475 | 03/10/2020 | W/R | JW PEPPER & SON, INC. | 847.96 | 03/20/2020 |
| 632476 | 03/10/2020 | W/R | KAREN HATSZEGI | 26.68 | 03/12/2020 |
| 632477 | 03/10/2020 | W/R | KATHERINE HARTUNG | 169.86 | 03/12/2020 |
| 632478 | 03/10/2020 | W/R | KATIE ALLEN | 316.25 | 03/12/2020 |
| 632479 | 03/10/2020 | W/R | KATIE BOBER | 44.39 | 03/12/2020 |
| 632480 | 03/10/2020 | W/R | KELE INC | 381.65 | 03/23/2020 |
| 632481 | 03/10/2020 | W/R | KEVIN DAUGHERTY | 18.54 | 03/12/2020 |
| 632482 | 03/10/2020 | W/R | LANGUAGE LEARNING ASSOCIATES | 33,393.00 | 03/11/2020 |
| 632483 | 03/10/2020 | W/R | LICKING AREA COMPUTER ASSOC. | 28,609.77 | 03/20/2020 |
| 632484 | 03/10/2020 | W/R | LODI LUMBER CO | 207.05 | 03/16/2020 |
| 632485 | 03/10/2020 | W/R | LORI S KELLY | 3,019.50 | 03/12/2020 |
| 632486 | 03/10/2020 | W/R | MACIE PUBLISHING COMPANY | 332.83 | 03/26/2020 |
| 632487 | 03/10/2020 | W/R | MACK'S, INC. | 110.26 | 03/16/2020 |
| 632488 | 03/10/2020 | W/R | MARCIE HENNING | 159.62 | 03/12/2020 |
| 632489 | 03/10/2020 | W/R | MATH LEARNING CENTER | 60.00 | 03/30/2020 |
| 632490 | 03/10/2020 | W/R | MCMASTER-CARR | 65.89 | 03/16/2020 |
| 632491 | 03/10/2020 | W/R | MCS FOOD SERVICE DEPT. | 678.85 | 03/31/2020 |
| 632492 | 03/10/2020 | W/R | MEDINA CITY SCHOOLS | 8,443.57 | 03/31/2020 |
| 632493 | 03/10/2020 | W/R | MEDINA COUNTY BOARD OF | 4,972.88 | 03/17/2020 |
| 632494 | 03/10/2020 | W/R | MEDINA COUNTY SANITARY | 858.55 | 03/16/2020 |
| 632495 | 03/10/2020 | W/R | MEDINA GLASS COMPANY | 242.20 | 03/18/2020 |
| 632496 | 03/10/2020 | W/R | MEDINA HARDWARE, INC | 247.17 | 03/16/2020 |
| 632497 | 03/10/2020 | W/R | MELISSA ALICE COTTAGE | 619.65 | 03/12/2020 |
| 632498 | 03/10/2020 | W/R | M-F ATHLETIC | 87.95 | 03/17/2020 |
| 632499 | 03/10/2020 | W/R | MICHAEL WESNER | 105.00 | 03/12/2020 |
| 632500 | 03/10/2020 | W/R | MIDLAND HARDWARE COMPANY | 69.00 | 03/16/2020 |
| 632501 | 03/10/2020 | W/R | MINDAN ALT | 26.97 | 03/12/2020 |
| 632502 | 03/10/2020 | W/R | MITCHELL CHARVAT | 346.45 | 03/12/2020 |
| 632503 | 03/10/2020 | W/R | MORGAN AMEND | 1,682.75 | 03/16/2020 |
| 632504 | 03/10/2020 | W/R | MUSIC IS ELEMENTARY | 78.00 | 03/16/2020 |
| 632505 | 03/10/2020 | W/R | MUSIC THERAPY ENRICHMENT | 853.00 | 03/25/2020 |
| 632506 | 03/10/2020 | W/R | MYRA BOWYER | 105.00 | 03/12/2020 |
| 632507 | 03/10/2020 | W/R | NANCY WOJCIAK | 203.72 | 03/12/2020 |
| 632508 | 03/10/2020 | W/R | NEUHAUS EDUCATION CENTER | 35.00 | 03/18/2020 |
| 632509 | 03/10/2020 | W/R | NICKLES BAKERY | 676.25 | 03/17/2020 |
| 632510 | 03/10/2020 | W/R | OHIO HIGH SCHOOL ATHLETIC ASSN | 130.00 | 03/25/2020 |
| 632511 | 03/10/2020 | W/R | OHSGGLCA | 35.00 | 03/19/2020 |
| 632512 | 03/10/2020 | W/W | OMLA | 30.00 | |
| 632513 | 03/10/2020 | W/R | ORLO AUTO PARTS INC | 304.80 | 03/16/2020 |
| 632514 | 03/10/2020 | W/R | P & A ADMINISTRATIVE SERVICES | 96.00 | 03/17/2020 |
| 632515 | 03/10/2020 | W/R | PATRICIA ELAINE STONE | 200.00 | 03/16/2020 |
| 632516 | 03/10/2020 | W/R | PEARSON ASSESSMENTS | 370.00 | 03/16/2020 |
| 632517 | 03/10/2020 | W/R | CAFETERIA-PEPSI COLA ORDERS | 3,981.74 | 03/18/2020 |
| 632518 | 03/10/2020 | W/R | PITNEY BOWES GLOBAL FINANCIAL | 1,305.70 | 03/17/2020 |
| 632519 | 03/10/2020 | W/R | PSAT NMSQT | 21,818.00 | 03/16/2020 |
| 632520 | 03/10/2020 | W/R | RAFCOMM, INC. | 175.27 | 03/16/2020 |
| 632521 | 03/10/2020 | W/R | REALLY GOOD STUFF LLC | 43.13 | 03/16/2020 |
| 632522 | 03/10/2020 | W/R | REBECCA J PIERO | 8.39 | 03/30/2020 |
| 632523 | 03/10/2020 | W/R | REINHARDT SUPPLY COMPANY | 3,595.52 | 03/16/2020 |
| 632524 | 03/10/2020 | W/R | RON BLUE | 146.10 | 03/12/2020 |
| 632525 | 03/10/2020 | W/R | RYAN O'CULL | 599.00 | 03/12/2020 |

Date: 4/07/2020

C H E C K R E G I S T E R
Processing Month: March 2020
MEDINA CITY SCHOOL DISTRICT

Page: 4
(CHKREG)

| Check# | Check Date | Org Sta | Vendor Paid | Check Amount | Status Date |
|--------|------------|---------|--------------------------------|--------------|-------------|
| 632526 | 03/10/2020 | W/R | SARAH JACKSON | 169.07 | 03/12/2020 |
| 632527 | 03/10/2020 | W/R | SCHOOL SPECIALTY, INC | 3,997.06 | 03/16/2020 |
| 632528 | 03/10/2020 | W/R | SHELLEY MACK | 464.00 | 03/12/2020 |
| 632529 | 03/10/2020 | W/R | SHERWIN WILLIAMS COMPANY | 13.34 | 03/19/2020 |
| 632530 | 03/10/2020 | W/R | SPEEDSKIN LLC | 19.48 | 03/18/2020 |
| 632531 | 03/10/2020 | W/R | SPORTSWORLD | 153.75 | 03/17/2020 |
| 632532 | 03/10/2020 | W/R | STACY M FARRENHOLZ | 657.00 | 03/12/2020 |
| 632533 | 03/10/2020 | W/R | STANTON'S SHEET MUSIC INC | 461.55 | 03/16/2020 |
| 632534 | 03/10/2020 | W/R | STAPLES INC | 101.61 | 03/26/2020 |
| 632535 | 03/10/2020 | W/R | STEVEN BRIAN HARRIS | 1,000.00 | 03/19/2020 |
| 632536 | 03/10/2020 | W/R | SWEETWATER SOUND, INC. | 1,776.00 | 03/18/2020 |
| 632537 | 03/10/2020 | W/R | TALBERT'S COMMERCIAL PRODUCTS | 184.65 | 03/17/2020 |
| 632538 | 03/10/2020 | W/R | TECH TO SCHOOL | 1,196.00 | 03/17/2020 |
| 632539 | 03/10/2020 | W/R | TECHNOLOGY ENGINEERING | 14,283.75 | 03/11/2020 |
| 632540 | 03/10/2020 | W/R | THOMAS G MCKENNA | 200.00 | 03/23/2020 |
| 632541 | 03/10/2020 | W/R | TRANSPORTATION ACCESSORIES | 1,633.64 | 03/24/2020 |
| 632542 | 03/10/2020 | W/R | AUDITOR OF STATE'S OFFICE | 2,173.00 | 03/24/2020 |
| 632543 | 03/10/2020 | W/R | UNIVERSITY OF OREGON | 379.00 | 03/25/2020 |
| 632544 | 03/10/2020 | W/R | WELLINGTON IMPLEMENT CO., INC. | 72.13 | 03/24/2020 |
| 632545 | 03/10/2020 | W/W | WEST MUSIC COMPANY INC | 101.92 | |
| 632546 | 03/10/2020 | W/R | WOLFF BROS. SUPPLY, INC. | 44.76 | 03/16/2020 |
| 632547 | 03/10/2020 | W/W | WOMENS TRI-COUNTY BASKETBALL | 50.00 | |
| 632549 | 03/19/2020 | W/R | ABC THERAPY, LTD | 8,301.50 | 03/19/2020 |
| 632550 | 03/19/2020 | W/W | ADLER TEAM SPORTS | 48.00 | |
| 632551 | 03/19/2020 | W/R | ADVANCE AUTO PARTS | 48.74 | 03/25/2020 |
| 632552 | 03/19/2020 | W/R | AIRGAS USA, LLC | 92.33 | 03/25/2020 |
| 632553 | 03/19/2020 | W/R | AKRON BEARING COMPANY, INC. | 1,069.89 | 03/23/2020 |
| 632554 | 03/19/2020 | W/W | ALBRIGHT SECURITY CENTER, INC. | 6.50 | |
| 632555 | 03/19/2020 | W/R | AMAZON.COM | 4,873.87 | 03/19/2020 |
| 632556 | 03/19/2020 | W/R | ANGELA NUCKOLS | 373.32 | 03/20/2020 |
| 632557 | 03/19/2020 | W/R | ANTHONY BELSITO | 216.00 | 03/20/2020 |
| 632558 | 03/19/2020 | W/R | APOLLO PEST CONTROL COMPANY | 643.00 | 03/23/2020 |
| 632559 | 03/19/2020 | W/R | APPLIED MSS | 420.74 | 03/27/2020 |
| 632560 | 03/19/2020 | W/R | AQUACLEAR | 68.85 | 03/24/2020 |
| 632561 | 03/19/2020 | W/W | ARCHBISHOP HOBAN HIGH SCHOOL | 92.00 | |
| 632562 | 03/19/2020 | W/R | ARLISS MICHELLE EIERDAM | 180.00 | 03/20/2020 |
| 632563 | 03/19/2020 | W/R | ARMSTRONG CABLE | 307.85 | 03/24/2020 |
| 632564 | 03/19/2020 | W/W | ASCA | 189.00 | |
| 632565 | 03/19/2020 | W/R | ASSET TECHNOLOGIES LLC | 1,555.55 | 03/23/2020 |
| 632566 | 03/19/2020 | W/W | BARBARA A GIULIVO | 20.00 | |
| 632567 | 03/19/2020 | W/R | BARNES & NOBLE EDUCATION, INC | 588.81 | 03/24/2020 |
| 632568 | 03/19/2020 | W/R | BLICK ART MATERIALS LLC | 53.37 | 03/26/2020 |
| 632569 | 03/19/2020 | W/R | BOILER SPECIALISTS INC | 666.75 | 03/20/2020 |
| 632570 | 03/19/2020 | W/R | BOOKSOURCE | 90.59 | 03/24/2020 |
| 632571 | 03/19/2020 | W/R | DAIRYMENS | 2,314.73 | 03/23/2020 |
| 632572 | 03/19/2020 | W/R | BRADFORD SCOTT QUADE | 187.00 | 03/20/2020 |
| 632573 | 03/19/2020 | W/R | BRADLEY DALZELL | 69.12 | 03/20/2020 |
| 632574 | 03/19/2020 | W/R | BSN SPORTS LLC | 131.66 | 03/30/2020 |
| 632575 | 03/19/2020 | W/R | BUEHLER'S MARKETS | 269.58 | 03/23/2020 |
| 632576 | 03/19/2020 | W/R | BUZZARD TOOLS LLC | 21,000.00 | 03/23/2020 |
| 632577 | 03/19/2020 | W/R | CAMMEL SAW COMPANY, INC | 60.74 | 03/26/2020 |
| 632578 | 03/19/2020 | W/R | CAPP USA, INC. | 2,731.78 | 03/23/2020 |

Date: 4/07/2020

C H E C K R E G I S T E R
Processing Month: March 2020
MEDINA CITY SCHOOL DISTRICT

Page: 5
(CHKREG)

| Check# | Check Date | Org Sta | Vendor Paid | Check Amount | Status Date |
|--------|------------|---------|--------------------------------|--------------|-------------|
| 632579 | 03/19/2020 | W/R | CARDINAL BUS SALES & SERV INC | 840.64 | 03/23/2020 |
| 632580 | 03/19/2020 | W/R | DOMINIC'S PIZZA | 335.87 | 03/25/2020 |
| 632581 | 03/19/2020 | W/R | CDWG | 549.00 | 03/26/2020 |
| 632582 | 03/19/2020 | W/R | CENTRAL INSTRUMENT CO. | 1,155.79 | 03/23/2020 |
| 632583 | 03/19/2020 | W/R | CHERYLENE SEDLETZECK | 200.00 | 03/26/2020 |
| 632584 | 03/19/2020 | W/R | CHRISTINE LIVINGSTON | 35.63 | 03/23/2020 |
| 632585 | 03/19/2020 | W/R | CINTAS CORPORATION | 712.28 | 03/27/2020 |
| 632586 | 03/19/2020 | W/W | CLEVELAND CLINIC ATWORK | 75.00 | |
| 632587 | 03/19/2020 | W/R | CLEVELAND PLUMBING | 66.81 | 03/23/2020 |
| 632588 | 03/19/2020 | W/R | CLEVELAND SIGHT CENTER | 2,100.00 | 03/20/2020 |
| 632589 | 03/19/2020 | W/R | COCA COLA BOTTLING CO CSLDT | 1,083.50 | 03/23/2020 |
| 632590 | 03/19/2020 | W/R | COLORAMICS, LLC DBA OHIO CERAM | 46.81 | 03/24/2020 |
| 632591 | 03/19/2020 | W/R | CROWN TROPHY OF MEDINA | 132.20 | 03/23/2020 |
| 632592 | 03/19/2020 | W/R | CUMMINS INTERSTATE POWER INC | 51.30 | 03/23/2020 |
| 632593 | 03/19/2020 | W/R | CYNTHIA M SHEVEL | 1,440.00 | 03/23/2020 |
| 632594 | 03/19/2020 | W/R | DATA RECOGNITION CORP. | 10,382.26 | 03/24/2020 |
| 632595 | 03/19/2020 | W/R | DYNAMERICAN, INC. | 1,500.00 | 03/24/2020 |
| 632596 | 03/19/2020 | W/R | DYSLEXIA TRAINING INST LLC | 350.00 | 03/24/2020 |
| 632597 | 03/19/2020 | W/R | EASY GRAPHICS CORP | 23,490.00 | 03/26/2020 |
| 632598 | 03/19/2020 | W/R | EDUCATION ALTERNATIVES | 798.00 | 03/24/2020 |
| 632599 | 03/19/2020 | W/R | EDUCATIONAL SERVICE CENTER | 75.00 | 03/24/2020 |
| 632600 | 03/19/2020 | W/R | ENTERPRISE FLEET MGMT INC. | 11,827.47 | 03/24/2020 |
| 632601 | 03/19/2020 | W/R | ESC OF MEDINA COUNTY | 8,612.50 | 03/24/2020 |
| 632602 | 03/19/2020 | W/R | ETIENNE MASSICOTTE | 263.76 | 03/20/2020 |
| 632603 | 03/19/2020 | W/R | FASTENAL COMPANY | 7.00 | 03/23/2020 |
| 632604 | 03/19/2020 | W/R | FLINN SCIENTIFIC, INC. | 76.98 | 03/23/2020 |
| 632605 | 03/19/2020 | W/R | FRONTIER | 78.48 | 03/25/2020 |
| 632606 | 03/19/2020 | W/R | FUN AND FUNCTION LLC | 285.95 | 03/23/2020 |
| 632607 | 03/19/2020 | W/R | GORDON FOOD SERVICE | 557.76 | 03/23/2020 |
| 632608 | 03/19/2020 | W/R | GRAINGER SUPPLY CO | 221.44 | 03/23/2020 |
| 632609 | 03/19/2020 | W/R | GREAT LAKES BIOMEDICAL LTD | 414.00 | 03/23/2020 |
| 632610 | 03/19/2020 | W/R | GREAT LAKES THEATER | 3,000.00 | 03/25/2020 |
| 632611 | 03/19/2020 | W/R | GREATER MEDINA CHAMBER | 36.00 | 03/25/2020 |
| 632612 | 03/19/2020 | W/R | GRIZZLY AUTO & TIRE | 492.80 | 03/30/2020 |
| 632613 | 03/19/2020 | W/R | HARPLEY CS LLC | 1,000.00 | 03/19/2020 |
| 632614 | 03/19/2020 | W/R | HD SUPPLY FACILITIES | 42.41 | 03/26/2020 |
| 632615 | 03/19/2020 | W/R | HEALTHCARE BILLING SERVICES | 14,578.56 | 03/23/2020 |
| 632616 | 03/19/2020 | W/R | HIGHLAND HIGH SCHOOL | 50.00 | 03/24/2020 |
| 632617 | 03/19/2020 | W/R | JACOB CIULLA | 263.76 | 03/26/2020 |
| 632618 | 03/19/2020 | W/R | JACQUELINE WILAND | 25.17 | 03/20/2020 |
| 632619 | 03/19/2020 | W/R | JAMA JOHNSON | 75.67 | 03/20/2020 |
| 632620 | 03/19/2020 | W/R | JASON T. STURM | 44.85 | 03/20/2020 |
| 632621 | 03/19/2020 | W/R | JEFFERS HANDBELL SUPPLY INC | 325.40 | 03/25/2020 |
| 632622 | 03/19/2020 | W/R | JESSICA NIEMANTSVERDRIET | 5.18 | 03/20/2020 |
| 632623 | 03/19/2020 | W/R | JOHNSTONE SUPPLY INC. | 1,854.30 | 03/24/2020 |
| 632624 | 03/19/2020 | W/R | JOSHEN PAPER & PACKAGING | 792.89 | 03/23/2020 |
| 632625 | 03/19/2020 | W/R | JOSHUA MAGLEBY, PHD DBA | 2,500.00 | 03/23/2020 |
| 632626 | 03/19/2020 | W/R | JS PRINTING | 279.00 | 03/24/2020 |
| 632627 | 03/19/2020 | W/R | JW PEPPER & SON, INC. | 1,870.75 | 03/27/2020 |
| 632628 | 03/19/2020 | W/R | KATIE SHAFFER | 53.79 | 03/20/2020 |
| 632629 | 03/19/2020 | W/R | KIMBERLY SZERPICKI | 47.25 | 03/23/2020 |
| 632630 | 03/19/2020 | W/R | KOKOSING MATERIALS, INC. | 313.00 | 03/23/2020 |

Date: 4/07/2020

C H E C K R E G I S T E R
Processing Month: March 2020
MEDINA CITY SCHOOL DISTRICT

Page: 6
(CHKREG)

| Check# | Check Date | Org Sta | Vendor Paid | Check Amount | Status Date |
|--------|------------|---------|--------------------------------|--------------|-------------|
| 632631 | 03/19/2020 | W/R | LANGUAGE LEARNING ASSOCIATES | 18,706.50 | 03/19/2020 |
| 632632 | 03/19/2020 | W/R | LISA MALBIN | 7.19 | 03/26/2020 |
| 632633 | 03/19/2020 | W/R | LODI LUMBER CO | 79.28 | 03/23/2020 |
| 632634 | 03/19/2020 | W/R | LORI S KELLY | 2,897.50 | 03/20/2020 |
| 632635 | 03/19/2020 | W/W | MACIE PUBLISHING COMPANY | 29.95 | |
| 632636 | 03/19/2020 | W/W | MAGICAL THEATRE COMPANY | 754.50 | |
| 632637 | 03/19/2020 | W/R | MARION D LEONARD | 400.00 | 03/20/2020 |
| 632638 | 03/19/2020 | W/R | MARY BETH ELIAS | 27.60 | 03/20/2020 |
| 632639 | 03/19/2020 | W/R | MATHEW FITZ | 105.00 | 03/20/2020 |
| 632640 | 03/19/2020 | W/R | MCMASTER-CARR | 29.43 | 03/23/2020 |
| 632641 | 03/19/2020 | W/W | MCS FOOD SERVICE DEPT. | 276.95 | |
| 632642 | 03/19/2020 | W/R | MEDINA CITY SCHOOLS | 1,086.62 | 03/19/2020 |
| 632643 | 03/19/2020 | W/R | MEDINA COUNTY BOARD OF | 2,252.38 | 03/25/2020 |
| 632644 | 03/19/2020 | W/R | MEDINA COUNTY PORT AUTHORITY | 853.00 | 03/31/2020 |
| 632645 | 03/19/2020 | W/R | MELISSA ALICE COTTAGE | 275.40 | 03/20/2020 |
| 632646 | 03/19/2020 | W/V | MIDLAND HARDWARE COMPANY | 683.75 | 03/31/2020 |
| 632647 | 03/19/2020 | W/R | MONTVILLE POLICE DEPARTMENT | 378.75 | 03/23/2020 |
| 632648 | 03/19/2020 | W/R | MYRA BOWYER | 105.00 | 03/20/2020 |
| 632649 | 03/19/2020 | W/R | NASCO | 969.83 | 03/23/2020 |
| 632650 | 03/19/2020 | W/W | NATALIE LAPEUS | 59.72 | |
| 632651 | 03/19/2020 | W/R | NATIONAL BUSINESS INSTITUTE | 199.00 | 03/27/2020 |
| 632652 | 03/19/2020 | W/R | NE DISTRICT ATHLETIC BOARD | 4,185.50 | 03/23/2020 |
| 632653 | 03/19/2020 | W/R | NICHOLAS BRANDON MACLARREN | 245.00 | 03/20/2020 |
| 632654 | 03/19/2020 | W/R | NICKLES BAKERY | 628.50 | 03/24/2020 |
| 632655 | 03/19/2020 | W/R | NORTH GATEWAY TIRE CO INC | 41.60 | 03/23/2020 |
| 632656 | 03/19/2020 | W/R | OAGC | 390.00 | 03/23/2020 |
| 632657 | 03/19/2020 | W/R | OHIO EDISON COMPANY | 52,811.77 | 03/23/2020 |
| 632658 | 03/19/2020 | W/R | OHIO SCHOOLS COUNCIL- NAT GAS | 14,033.00 | 03/25/2020 |
| 632659 | 03/19/2020 | W/W | OHIO HIGH SCHOOL BASKETBALL | 125.00 | |
| 632660 | 03/19/2020 | W/W | OSPA-OHIO SCHOOL PSYCHOLOGISTS | 230.00 | |
| 632661 | 03/19/2020 | W/R | OTC BRANDS INC | 166.51 | 03/23/2020 |
| 632662 | 03/19/2020 | W/R | PAUL WORSENCROFT | 133.40 | 03/20/2020 |
| 632663 | 03/19/2020 | W/R | CAFETERIA-PEPSI COLA ORDERS | 1,772.48 | 03/24/2020 |
| 632664 | 03/19/2020 | W/R | PETERS KALAIL & MARKAKIS CO | 1,324.50 | 03/23/2020 |
| 632665 | 03/19/2020 | W/R | PITNEY BOWES GLOBAL FINANCIAL | 1,046.14 | 03/30/2020 |
| 632666 | 03/19/2020 | W/R | PLANK ROAD PUBLISHING, INC. | 192.58 | 03/23/2020 |
| 632667 | 03/19/2020 | W/W | PLAYSCRIPTS, INC. | 20.95 | |
| 632668 | 03/19/2020 | W/R | POINT SPRING & DRIVESHAFT CO | 632.50 | 03/24/2020 |
| 632669 | 03/19/2020 | W/R | PRAXAIR | 27.95 | 03/30/2020 |
| 632670 | 03/19/2020 | W/R | PSI AFFILIATES, INC. | 21,480.43 | 03/19/2020 |
| 632671 | 03/19/2020 | W/R | PURE WATER TECHNOLOGY LLC | 59.95 | 03/27/2020 |
| 632672 | 03/19/2020 | W/R | REALLY GOOD STUFF LLC | 72.92 | 03/26/2020 |
| 632673 | 03/19/2020 | W/R | REINHARDT SUPPLY COMPANY | 1,849.95 | 03/23/2020 |
| 632674 | 03/19/2020 | W/R | RJ VERNAK REFRIGERATION | 387.50 | 03/27/2020 |
| 632675 | 03/19/2020 | W/R | ROBERT TOCHEFF | 500.00 | 03/23/2020 |
| 632676 | 03/19/2020 | W/R | RONALD E ALEXANDER | 287.50 | 03/27/2020 |
| 632677 | 03/19/2020 | W/W | ROOT 18 CROSSFIT | 500.00 | |
| 632678 | 03/19/2020 | W/R | ROWLEYS WHOLESALE | 312.50 | 03/24/2020 |
| 632679 | 03/19/2020 | W/R | SC STRATEGIC SOLUTIONS LLC | 90.00 | 03/23/2020 |
| 632680 | 03/19/2020 | W/W | SCHOLASTIC BOOK CLUBS, INC | 90.00 | |
| 632681 | 03/19/2020 | W/R | SCHOLASTIC BOOK FAIRS | 1,092.17 | 03/27/2020 |
| 632682 | 03/19/2020 | W/R | SCHOOL SPECIALTY, INC | 2,001.39 | 03/23/2020 |

Date: 4/07/2020

C H E C K R E G I S T E R
Processing Month: March 2020
MEDINA CITY SCHOOL DISTRICT

Page: 7
(CHKREG)

| Check# | Check Date | Org Sta | Vendor Paid | Check Amount | Status Date |
|--------|------------|---------|--------------------------------|--------------|-------------|
| 632683 | 03/19/2020 | W/R | SENDERO THERAPIES, INC. | 48,404.08 | 03/20/2020 |
| 632684 | 03/19/2020 | W/R | SHAR PRODUCTS CO. | 333.10 | 03/23/2020 |
| 632685 | 03/19/2020 | W/R | SPORTSWORLD | 1,806.25 | 03/23/2020 |
| 632686 | 03/19/2020 | W/R | STACY M FARRENHOLZ | 365.00 | 03/20/2020 |
| 632687 | 03/19/2020 | W/R | STANTON'S SHEET MUSIC INC | 1,213.72 | 03/23/2020 |
| 632688 | 03/19/2020 | W/R | STAPLES INC | 475.65 | 03/31/2020 |
| 632689 | 03/19/2020 | W/R | STERLING PAPER CO | 964.53 | 03/25/2020 |
| 632690 | 03/19/2020 | W/R | SUBURBAN SCHOOL | 59,430.00 | 03/30/2020 |
| 632691 | 03/19/2020 | W/R | SUPER DUPER PUBLICATIONS | 82.00 | 03/24/2020 |
| 632692 | 03/19/2020 | W/R | SUPERIOR PRINTING INC DBA | 646.68 | 03/26/2020 |
| 632693 | 03/19/2020 | W/R | MOVIE LICENSING USA | 531.00 | 03/23/2020 |
| 632694 | 03/19/2020 | W/R | TALBERT'S COMMERCIAL PRODUCTS | 77.78 | 03/25/2020 |
| 632695 | 03/19/2020 | W/W | TEACHERSPARADISE.COM, INC | 22.57 | |
| 632696 | 03/19/2020 | W/W | AAA AUTO CLUB | 16.50 | |
| 632697 | 03/19/2020 | W/R | TODD HODKEY | 66.70 | 03/20/2020 |
| 632698 | 03/19/2020 | W/W | TOM BONEZZI | 2,000.00 | |
| 632699 | 03/19/2020 | W/R | TES THERAPY | 7,281.12 | 03/24/2020 |
| 632700 | 03/19/2020 | W/R | TRACI SWANTEK | 25.82 | 03/20/2020 |
| 632701 | 03/19/2020 | W/R | TRANSPORTATION ACCESSORIES | 134.73 | 03/30/2020 |
| 632702 | 03/19/2020 | W/R | TRECA DIGITAL ACADEMY | 6,238.65 | 03/27/2020 |
| 632703 | 03/19/2020 | W/R | TRIPLETT PORTABLE WELDING | 540.00 | 03/24/2020 |
| 632704 | 03/19/2020 | W/W | UNITED RENTALS (N AMERICA) INC | 200.00 | |
| 632705 | 03/19/2020 | W/R | USA MOBILE DRUG TESTING | 591.00 | 03/23/2020 |
| 632706 | 03/19/2020 | W/R | VERIZON WIRELESS | 161.22 | 03/23/2020 |
| 632707 | 03/19/2020 | W/R | VERNIER SOFTWARE & | 103.00 | 03/24/2020 |
| 632708 | 03/19/2020 | W/R | VOYAGER SOPRIS LEARNING, INC | 1,389.30 | 03/27/2020 |
| 632709 | 03/19/2020 | W/R | VSA INC | 125.00 | 03/23/2020 |
| 632710 | 03/19/2020 | W/R | WARD'S SCIENCE | 595.49 | 03/23/2020 |
| 632711 | 03/19/2020 | W/R | WEST MUSIC COMPANY INC | 138.39 | 03/23/2020 |
| 632712 | 03/19/2020 | W/R | WHITE HOUSE ARTESIAN SPRINGS | 14.50 | 03/20/2020 |
| 632713 | 03/19/2020 | W/R | WOLFF BROS. SUPPLY, INC. | 178.32 | 03/23/2020 |
| 632714 | 03/26/2020 | W/W | AIR TRAINING SOLUTIONS | 369.55 | |
| 632715 | 03/26/2020 | W/R | AMAZON.COM | 1,101.92 | 03/30/2020 |
| 632716 | 03/26/2020 | W/R | ANGELA NUCKOLS | 70.00 | 03/30/2020 |
| 632717 | 03/26/2020 | W/R | APPLE MOBILE LEASING, INC | 10,000.00 | 03/30/2020 |
| 632718 | 03/26/2020 | W/W | APPLIED MSS | 3,860.18 | |
| 632719 | 03/26/2020 | W/W | BLICK ART MATERIALS LLC | 375.73 | |
| 632720 | 03/26/2020 | W/R | DAIRYMENS | 1,792.21 | 03/30/2020 |
| 632721 | 03/26/2020 | W/R | CAPP USA, INC. | 139.03 | 03/30/2020 |
| 632722 | 03/26/2020 | W/R | CAROLINA BIOLOGICAL SUPPLY CO. | 129.46 | 03/30/2020 |
| 632723 | 03/26/2020 | W/R | CENTERRA CO-OP | 12,055.71 | 03/30/2020 |
| 632724 | 03/26/2020 | W/R | CINTAS CORPORATION | 349.36 | 03/30/2020 |
| 632725 | 03/26/2020 | W/R | COCHLEAR AMERICAS | 790.00 | 03/30/2020 |
| 632726 | 03/26/2020 | W/W | COLUMBIA GAS OF OHIO, INC | 10,651.49 | |
| 632727 | 03/26/2020 | W/R | FASTENAL COMPANY | 35.21 | 03/30/2020 |
| 632728 | 03/26/2020 | W/R | FOLLETT SCHOOL SOLUTIONS INC | 410.40 | 03/31/2020 |
| 632729 | 03/26/2020 | W/W | FRONTIER | 744.07 | |
| 632730 | 03/26/2020 | W/R | GOODWILL INDUSTRIES AKRON INC | 1,534.00 | 03/30/2020 |
| 632731 | 03/26/2020 | W/R | GRAINGER SUPPLY CO | 3,286.04 | 03/30/2020 |
| 632732 | 03/26/2020 | W/R | JENNIFER JANIK | 475.00 | 03/30/2020 |
| 632733 | 03/26/2020 | W/W | JOHNSON CONTROLS FIRE PROT LP | 303.16 | |
| 632734 | 03/26/2020 | W/W | JOSTENS INC | 2,274.06 | |

Date: 4/07/2020

C H E C K R E G I S T E R
Processing Month: March 2020
MEDINA CITY SCHOOL DISTRICT

Page: 8
(CHKREG)

| Check# | Check Date | Org Sta | Vendor Paid | Check Amount | Status Date |
|---------------------|---------------|------------|-------------------------------|-----------------|----------------|
| 632735 | 03/26/2020 | W/R | JULIE MCCABE | 430.00 | 03/30/2020 |
| 632736 | 03/26/2020 | W/W | MACIE PUBLISHING COMPANY | 220.28 | |
| 632737 | 03/26/2020 | W/R | MCMASTER-CARR | 65.21 | 03/30/2020 |
| 632738 | 03/26/2020 | W/V | MCS FOOD SERVICE DEPT. | 165.95 | 03/31/2020 |
| 632739 | 03/26/2020 | W/R | MEDINA SIGN POST INC | 415.80 | 03/31/2020 |
| 632740 | 03/26/2020 | W/W | THE M CONLEY COMPANY | 476.25 | |
| 632741 | 03/26/2020 | W/R | OHIO EDISON COMPANY | 626.86 | 03/30/2020 |
| 632742 | 03/26/2020 | W/R | PIONEER ATHLETICS | 440.00 | 03/30/2020 |
| 632743 | 03/26/2020 | W/W | QUILL CORPORATION | 189.32 | |
| 632744 | 03/26/2020 | W/R | REDTREE INVESTMENT GROUP | 1,583.97 | 03/30/2020 |
| 632745 | 03/26/2020 | W/W | RESILITE SPORTS PRODUCT | 19,624.00 | |
| 632746 | 03/26/2020 | W/W | ROJEN COMPANY | 447.81 | |
| 632747 | 03/26/2020 | W/R | SCHOOL SPECIALTY, INC | 327.82 | 03/31/2020 |
| 632748 | 03/26/2020 | W/R | STACY M FARRENHOLZ | 328.50 | 03/30/2020 |
| 632749 | 03/26/2020 | W/R | SHINDIGZ/STUMPS | 39.58 | 03/30/2020 |
| 632750 | 03/26/2020 | W/R | TALBERT'S COMMERCIAL PRODUCTS | 119.60 | 03/30/2020 |
| 632751 | 03/26/2020 | W/R | US BANK EQUIPMENT FINANCE | 15,513.91 | 03/30/2020 |
| 632752 | 03/26/2020 | W/W | VINSON GROUP, LLC | 3,500.00 | |
| 632753 | 03/26/2020 | W/R | VSA INC | 775.00 | 03/30/2020 |
| 632754 | 03/26/2020 | W/W | W.B. MASON CO., INC. | 12,124.03 | |
| 632755 | 03/30/2020 | W/W | ABC THERAPY, LTD | 10,000.00 | |
| 632756 | 03/30/2020 | W/W | ANTHONY BELSITO | 324.00 | |
| 942495 | 03/13/2020 | C/C | MEMO -MEDINA CITY SCHOOLS | 2,057,592.15 | |
| 942496 | 03/27/2020 | C/C | MEMO -MEDINA CITY SCHOOLS | 2,127,977.93 | |
| Total Checks Issued | | | | \$ 7,814,792.48 | |

Date: 04/07/20
Time: 3:45 pm

MEDINA CITY SCHOOL DISTRICT
Appropriation Account Summary
SORTED BY FUND-SCC

Page: 1
(APPSUM)

| FYTD Appropriated | Prior FY Carryover Encumbrances | FYTD Expendable | FYTD Actual Expenditures | MTD Actual Expenditures | Current Encumbrances | FYTD Unencumbered Balance | FYTD Percent Exp/Enc |
|--|---------------------------------------|--------------------|--------------------------------|-------------------------------|-------------------------|---------------------------------|----------------------------|
| *****TOTAL FOR FUND-SCC 001 0000 (GENERAL FUND): | | | | | | | |
| 78,752,180.34 | 1,423,382.45 | 80,175,562.79 | 58,634,792.49 | 5,559,499.49 | 2,043,879.07 | 19,496,891.23 | 75.68 |
| ===== | | | | | | | |
| *****TOTAL FOR FUND-SCC 002 9000 (BOND RETIREMENT - NEW ELEM/SR HIGH): | | | | | | | |
| 4,258,286.50 | 0.00 | 4,258,286.50 | 3,603,516.74 | 0.00 | 607,893.25 | 46,876.51 | 98.90 |
| ===== | | | | | | | |
| *****TOTAL FOR FUND-SCC 002 9012 (LOCAL SALES TAX RETIREMENT OF COPS): | | | | | | | |
| 1,740,087.50 | 0.00 | 1,740,087.50 | 1,290,750.49 | 0.00 | 445,493.75 | 3,843.26 | 99.78 |
| ===== | | | | | | | |
| *****TOTAL FOR FUND-SCC 002 9014 (CONSOLIDATION - ENERGY & TRANSP NOTES): | | | | | | | |
| 341,350.00 | 0.00 | 341,350.00 | 327,806.23 | 0.00 | 0.00 | 13,543.77 | 96.03 |
| ===== | | | | | | | |
| *****TOTAL FOR FUND-SCC 003 0000 (PERMANENT IMPROVEMENT FUND): | | | | | | | |
| 125,994.61 | 0.00 | 125,994.61 | 0.00 | 0.00 | 0.00 | 125,994.61 | 0.00 |
| ===== | | | | | | | |
| *****TOTAL FOR FUND-SCC 003 9000 (PERMANENT IMPROVEMENT FUND): | | | | | | | |
| 8,601.14 | 0.00 | 8,601.14 | 0.00 | 0.00 | 0.00 | 8,601.14 | 0.00 |
| ===== | | | | | | | |
| *****TOTAL FOR FUND-SCC 003 9001 (MEDINA CITY REC CENTER-PERMANENT IMPROV.): | | | | | | | |
| 665,140.00 | 32,934.10 | 698,074.10 | 276,453.18 | 39,758.89- | 2,000.00 | 419,620.92 | 39.89 |
| ===== | | | | | | | |
| *****TOTAL FOR FUND-SCC 006 0000 (LUNCHROOM FUND): | | | | | | | |
| 2,644,131.00 | 1,816.27 | 2,645,947.27 | 1,792,713.28 | 181,158.21 | 143,006.21 | 710,227.78 | 73.16 |
| ===== | | | | | | | |
| *****TOTAL FOR FUND-SCC 007 9004 (COLLINS SCHOLARSHIP/POST-GRADUATE): | | | | | | | |
| 20,000.00 | 0.00 | 20,000.00 | 0.00 | 0.00 | 18,000.00 | 2,000.00 | 90.00 |
| ===== | | | | | | | |
| *****TOTAL FOR FUND-SCC 007 9111 (CHARLES STANGEL SCHOLARSHIP FUND): | | | | | | | |
| 500.00 | 0.00 | 500.00 | 0.00 | 0.00 | 0.00 | 500.00 | 0.00 |
| ===== | | | | | | | |

Date: 04/07/20
Time: 3:45 pm

MEDINA CITY SCHOOL DISTRICT
Appropriation Account Summary
SORTED BY FUND-SCC

Page: 2
(APPSUM)

| FYTD Appropriated | Prior FY Carryover Encumbrances | FYTD Expendable | FYTD Actual Expenditures | MTD Actual Expenditures | Current Encumbrances | FYTD Unencumbered Balance | FYTD Percent Exp/Enc |
|---|---------------------------------------|--------------------|--------------------------------|-------------------------------|-------------------------|---------------------------------|----------------------------|
| *****TOTAL FOR FUND-SCC 007 9333 (RIOS STUDENT LEADER SCHOLAR.): | | | | | | | |
| 5,000.00 | 0.00 | 5,000.00 | 0.00 | 0.00 | 4,898.06 | 101.94 | 97.96 |
| ===== | | | | | | | |
| *****TOTAL FOR FUND-SCC 008 9002 (KANEHL MUSIC TRUST): | | | | | | | |
| 250.00 | 0.00 | 250.00 | 0.00 | 0.00 | 250.00 | 0.00 | 100.00 |
| ===== | | | | | | | |
| *****TOTAL FOR FUND-SCC 008 9003 (RICHARD HOFFMAN COLLINS MEMORIAL SCHOLARSHIP): | | | | | | | |
| 40,000.00 | 0.00 | 40,000.00 | 0.00 | 0.00 | 40,000.00 | 0.00 | 100.00 |
| ===== | | | | | | | |
| *****TOTAL FOR FUND-SCC 008 9112 (ELAINE BUSHMAN FUND): | | | | | | | |
| 500.00 | 0.00 | 500.00 | 0.00 | 0.00 | 500.00 | 0.00 | 100.00 |
| ===== | | | | | | | |
| *****TOTAL FOR FUND-SCC 009 9000 (STAR): | | | | | | | |
| 30,475.00 | 0.00 | 30,475.00 | 0.00 | 0.00 | 0.00 | 30,475.00 | 0.00 |
| ===== | | | | | | | |
| *****TOTAL FOR FUND-SCC 009 9110 (UNIFORM SUPPLIES GARFIELD): | | | | | | | |
| 7,218.00 | 0.00 | 7,218.00 | 4,801.14 | 159.82 | 1,845.12 | 571.74 | 92.08 |
| ===== | | | | | | | |
| *****TOTAL FOR FUND-SCC 009 9120 (UNIFORM SUPPLIES - CANAVAN): | | | | | | | |
| 11,384.00 | 1,775.98 | 13,159.98 | 8,302.38 | 0.00 | 2,000.00 | 2,857.60 | 78.29 |
| ===== | | | | | | | |
| *****TOTAL FOR FUND-SCC 009 9130 (UNIFORM SUPPLIES - FENN): | | | | | | | |
| 15,814.08 | 157.30 | 15,971.38 | 14,959.80 | 2,145.12 | 737.41 | 274.17 | 98.28 |
| ===== | | | | | | | |
| *****TOTAL FOR FUND-SCC 009 9140 (UNIFORM SUPPLIES - HERITAGE): | | | | | | | |
| 10,542.00 | 0.00 | 10,542.00 | 7,240.54 | 0.00 | 800.00 | 2,501.46 | 76.27 |
| ===== | | | | | | | |
| *****TOTAL FOR FUND-SCC 009 9160 (UNIFORM SUPPLIES - BLAKE): | | | | | | | |
| 14,282.00 | 123.85 | 14,405.85 | 10,985.88 | 0.00 | 3,316.68 | 103.29 | 99.28 |
| ===== | | | | | | | |

Date: 04/07/20
Time: 3:45 pm

MEDINA CITY SCHOOL DISTRICT
Appropriation Account Summary
SORTED BY FUND-SCC

Page: 3
(APPSUM)

| FYTD Appropriated | Prior FY Carryover Encumbrances | FYTD Expendable | FYTD Actual Expenditures | MTD Actual Expenditures | Current Encumbrances | FYTD Unencumbered Balance | FYTD Percent Exp/Enc |
|---|---------------------------------------|--------------------|--------------------------------|-------------------------------|-------------------------|---------------------------------|----------------------------|
| *****TOTAL FOR FUND-SCC 009 9170 (UNIFORM SUPPLIES - RALPH WAITE ELEMENTARY): | | | | | | | |
| 14,814.00 | 0.00 | 14,814.00 | 10,902.60 | 257.11 | 2,888.61 | 1,022.79 | 93.10 |
| ===== | | | | | | | |
| *****TOTAL FOR FUND-SCC 009 9180 (UNIFORM SUPPLIES - ELIZA NORTHROP ELEMENTARY): | | | | | | | |
| 13,576.00 | 0.00 | 13,576.00 | 11,142.89 | 552.56 | 759.73 | 1,673.38 | 87.67 |
| ===== | | | | | | | |
| *****TOTAL FOR FUND-SCC 009 9200 (UNIFORM SUPPLIES - CLAGGETT MIDDLE SCHOOL): | | | | | | | |
| 33,651.50 | 0.00 | 33,651.50 | 28,338.17 | 1,974.42 | 6,536.50 | 1,223.17 | 103.63 |
| ===== | | | | | | | |
| *****TOTAL FOR FUND-SCC 009 9210 (UNIFORM SUPPLIES - A.I. ROOT MIDDLE SCHOOL): | | | | | | | |
| 27,453.50 | 133.90 | 27,587.40 | 24,461.31 | 4,104.19 | 1,630.18 | 1,495.91 | 94.58 |
| ===== | | | | | | | |
| *****TOTAL FOR FUND-SCC 009 9300 (UNIFORM SUPPLIES - SENIOR HIGH SCHOOL): | | | | | | | |
| 198,900.00 | 1,273.75 | 200,173.75 | 79,512.01 | 28,748.93 | 105,294.19 | 15,367.55 | 92.32 |
| ===== | | | | | | | |
| *****TOTAL FOR FUND-SCC 014 9016 (MEDINA CNTY JUV DET CNTR): | | | | | | | |
| 342,574.39 | 0.00 | 342,574.39 | 277,016.37 | 23,235.44 | 0.00 | 65,558.02 | 80.86 |
| ===== | | | | | | | |
| *****TOTAL FOR FUND-SCC 014 9111 (CFIT FY11): | | | | | | | |
| 5,550.01 | 0.00 | 5,550.01 | 5,550.01 | 0.00 | 0.00 | 0.00 | 100.00 |
| ===== | | | | | | | |
| *****TOTAL FOR FUND-SCC 014 9116 (EVOLVE): | | | | | | | |
| 1,041,483.00 | 3,034.69 | 1,044,517.69 | 757,319.87 | 80,554.19 | 15,064.01 | 272,133.81 | 73.95 |
| ===== | | | | | | | |
| *****TOTAL FOR FUND-SCC 016 0000 (EMERGENCY LEVY): | | | | | | | |
| 5,364,066.23 | 32,071.27 | 5,396,137.50 | 4,106,722.91 | 489,486.72 | 135,552.61 | 1,153,861.98 | 78.62 |
| ===== | | | | | | | |
| *****TOTAL FOR FUND-SCC 018 9000 (PUBLIC SCHOOL SUPPORT - SUPERINTENDENT): | | | | | | | |
| 16.70 | 0.00 | 16.70 | 0.00 | 0.00 | 0.00 | 16.70 | 0.00 |
| ===== | | | | | | | |

Date: 04/07/20
Time: 3:45 pm

MEDINA CITY SCHOOL DISTRICT
Appropriation Account Summary
SORTED BY FUND-SCC

Page: 4
(APPSUM)

| FYTD Appropriated | Prior FY Carryover Encumbrances | FYTD Expendable | FYTD Actual Expenditures | MTD Actual Expenditures | Current Encumbrances | FYTD Unencumbered Balance | FYTD Percent Exp/Enc |
|--|---------------------------------------|--------------------|--------------------------------|-------------------------------|-------------------------|---------------------------------|----------------------------|
| *****TOTAL FOR FUND-SCC 018 9110 (PRINCIPAL'S FUND - GARFIELD): | | | | | | | |
| 15,600.00 | 290.92 | 15,890.92 | 5,230.67 | 402.21 | 3,853.69 | 6,806.56 | 57.17 |
| ===== | | | | | | | |
| *****TOTAL FOR FUND-SCC 018 9113 (GARFIELD MEDIA CENTER): | | | | | | | |
| 3,500.00 | 0.00 | 3,500.00 | 1,092.17 | 1,092.17 | 0.00 | 2,407.83 | 31.20 |
| ===== | | | | | | | |
| *****TOTAL FOR FUND-SCC 018 9120 (PRINCIPAL - CANAVAN): | | | | | | | |
| 16,820.00 | 1,138.38 | 17,958.38 | 4,321.68 | 521.79 | 4,744.56 | 8,892.14 | 50.48 |
| ===== | | | | | | | |
| *****TOTAL FOR FUND-SCC 018 9123 (BOOK FAIR - CANAVAN): | | | | | | | |
| 8,000.00 | 433.42 | 8,433.42 | 5,210.83 | 0.00 | 3,222.59 | 0.00 | 100.00 |
| ===== | | | | | | | |
| *****TOTAL FOR FUND-SCC 018 9130 (PRINCIPAL - FENN): | | | | | | | |
| 29,450.00 | 0.00 | 29,450.00 | 11,266.22 | 2,100.32 | 6,388.12 | 11,795.66 | 59.95 |
| ===== | | | | | | | |
| *****TOTAL FOR FUND-SCC 018 9132 (FENN SCHOOL STORE): | | | | | | | |
| 1,000.00 | 0.00 | 1,000.00 | 0.00 | 0.00 | 0.00 | 1,000.00 | 0.00 |
| ===== | | | | | | | |
| *****TOTAL FOR FUND-SCC 018 9133 (BOOK FAIR - FENN): | | | | | | | |
| 250.00 | 0.00 | 250.00 | 0.00 | 0.00 | 250.00 | 0.00 | 100.00 |
| ===== | | | | | | | |
| *****TOTAL FOR FUND-SCC 018 9135 (MEDINA SKI TEAM - DISTRICTWIDE): | | | | | | | |
| 10,500.00 | 0.00 | 10,500.00 | 10,176.67 | 4,843.57 | 299.44 | 23.89 | 99.77 |
| ===== | | | | | | | |
| *****TOTAL FOR FUND-SCC 018 9140 (PRINCIPAL'S FUND - HERITAGE): | | | | | | | |
| 20,850.00 | 649.49 | 21,499.49 | 5,427.78 | 439.35 | 2,836.97 | 13,234.74 | 38.44 |
| ===== | | | | | | | |
| *****TOTAL FOR FUND-SCC 018 9143 (HERITAGE MEDIA CENTER): | | | | | | | |
| 6,000.00 | 0.00 | 6,000.00 | 5,997.06 | 0.00 | 2.94 | 0.00 | 100.00 |
| ===== | | | | | | | |

Date: 04/07/20
Time: 3:45 pm

MEDINA CITY SCHOOL DISTRICT
Appropriation Account Summary
SORTED BY FUND-SCC

Page: 5
(APPSUM)

| FYTD Appropriated | Prior FY Carryover Encumbrances | FYTD Expendable | FYTD Actual Expenditures | MTD Actual Expenditures | Current Encumbrances | FYTD Unencumbered Balance | FYTD Percent Exp/Enc |
|---|---------------------------------------|--------------------|--------------------------------|-------------------------------|-------------------------|---------------------------------|----------------------------|
| *****TOTAL FOR FUND-SCC 018 9160 (PRINCIPAL'S FUND - H G BLAKE): | | | | | | | |
| 23,250.00 | 112.29 | 23,362.29 | 11,039.43 | 1,079.26 | 2,558.38 | 9,764.48 | 58.20 |
| ===== | | | | | | | |
| *****TOTAL FOR FUND-SCC 018 9161 (PBIS - BLAKE): | | | | | | | |
| 7,300.00 | 0.00 | 7,300.00 | 1,666.06 | 0.00 | 600.00 | 5,033.94 | 31.04 |
| ===== | | | | | | | |
| *****TOTAL FOR FUND-SCC 018 9163 (BLAKE MEDIA CENTER): | | | | | | | |
| 10,000.00 | 0.00 | 10,000.00 | 5,106.05 | 0.00 | 0.00 | 4,893.95 | 51.06 |
| ===== | | | | | | | |
| *****TOTAL FOR FUND-SCC 018 9170 (PRINCIPALS FUND - RALPH WAITE ELEMENTARY): | | | | | | | |
| 31,063.65 | 40.98 | 31,104.63 | 8,358.17 | 2,743.58 | 8,677.04 | 14,069.42 | 54.77 |
| ===== | | | | | | | |
| *****TOTAL FOR FUND-SCC 018 9171 (WAITE SCHOOL STORE): | | | | | | | |
| 50.00 | 0.00 | 50.00 | 0.00 | 0.00 | 0.00 | 50.00 | 0.00 |
| ===== | | | | | | | |
| *****TOTAL FOR FUND-SCC 018 9173 (MEDIA CENTER RALPH WAITE ELEMENTARY): | | | | | | | |
| 10,000.00 | 0.00 | 10,000.00 | 5,090.79 | 0.00 | 0.00 | 4,909.21 | 50.91 |
| ===== | | | | | | | |
| *****TOTAL FOR FUND-SCC 018 9180 (PRINCIPALS FUND ELIZA NORTHROP ELEMENTARY): | | | | | | | |
| 24,375.00 | 3,478.49 | 27,853.49 | 8,176.41 | 623.16 | 5,092.07 | 14,585.01 | 47.64 |
| ===== | | | | | | | |
| *****TOTAL FOR FUND-SCC 018 9183 (MEDIA CENTER ELIZA NORTHROP ELEMENTARY): | | | | | | | |
| 5,200.00 | 0.00 | 5,200.00 | 4,778.84 | 0.00 | 0.00 | 421.16 | 91.90 |
| ===== | | | | | | | |
| *****TOTAL FOR FUND-SCC 018 9200 (PRINCIPAL'S FUND - CLAGGETT M.S.): | | | | | | | |
| 32,000.00 | 867.34 | 32,867.34 | 17,848.01 | 1,588.24 | 6,190.64 | 8,828.69 | 73.14 |
| ===== | | | | | | | |
| *****TOTAL FOR FUND-SCC 018 9203 (CLAGGETT M.S. MEDIA CENTER): | | | | | | | |
| 3,200.00 | 0.00 | 3,200.00 | 3,016.24 | 0.00 | 50.00 | 133.76 | 95.82 |
| ===== | | | | | | | |

Date: 04/07/20
Time: 3:45 pm

MEDINA CITY SCHOOL DISTRICT
Appropriation Account Summary
SORTED BY FUND-SCC

Page: 6
(APPSUM)

| FYTD Appropriated | Prior FY Carryover Encumbrances | FYTD Expendable | FYTD Actual Expenditures | MTD Actual Expenditures | Current Encumbrances | FYTD Unencumbered Balance | FYTD Percent Exp/Enc |
|---|---------------------------------------|--------------------|--------------------------------|-------------------------------|-------------------------|---------------------------------|----------------------------|
| *****TOTAL FOR FUND-SCC 018 9210 (PRINCIPAL'S FUND - ROOT M.S.): | | | | | | | |
| 30,400.00 | 4,101.58 | 34,501.58 | 10,523.79 | 212.15 | 11,105.72 | 12,872.07 | 62.69 |
| ===== | | | | | | | |
| *****TOTAL FOR FUND-SCC 018 9211 (ROOT M.S. MEDIA CENTER): | | | | | | | |
| 5,100.00 | 0.00 | 5,100.00 | 2,807.13 | 29.21 | 198.95 | 2,093.92 | 58.94 |
| ===== | | | | | | | |
| *****TOTAL FOR FUND-SCC 018 9300 (PRINCIPAL'S FUND - SENIOR HIGH): | | | | | | | |
| 42,640.00 | 511.00 | 43,151.00 | 18,075.40 | 3,689.06 | 23,952.34 | 1,123.26 | 97.40 |
| ===== | | | | | | | |
| *****TOTAL FOR FUND-SCC 018 9303 (PERFORMING ARTS): | | | | | | | |
| 44,650.00 | 8,570.45 | 53,220.45 | 25,863.87 | 1,946.06 | 36,679.76 | 9,323.18- | 117.52 |
| ===== | | | | | | | |
| *****TOTAL FOR FUND-SCC 018 9304 (BUZZ): | | | | | | | |
| 14,400.00 | 1,778.65 | 16,178.65 | 8,065.85 | 942.19 | 6,231.84 | 1,880.96 | 88.37 |
| ===== | | | | | | | |
| *****TOTAL FOR FUND-SCC 018 9306 (FEED THE BEES): | | | | | | | |
| 3,985.00 | 17.52 | 4,002.52 | 568.01 | 146.65 | 714.20 | 2,720.31 | 32.04 |
| ===== | | | | | | | |
| *****TOTAL FOR FUND-SCC 018 9900 (INSERVICE - CENTRAL): | | | | | | | |
| 3,702.01 | 0.00 | 3,702.01 | 0.00 | 0.00 | 0.00 | 3,702.01 | 0.00 |
| ===== | | | | | | | |
| *****TOTAL FOR FUND-SCC 018 9901 (PUBLIC SCHOOL SUPPORT - INSTRUCTION DEPT.): | | | | | | | |
| 0.00 | 920.75 | 920.75 | 508.91 | 0.00 | 0.00 | 411.84 | 55.27 |
| ===== | | | | | | | |
| *****TOTAL FOR FUND-SCC 018 9902 (INSERVICE - SUPERINTENDENT): | | | | | | | |
| 24,720.92 | 0.00 | 24,720.92 | 13,496.40 | 0.00 | 0.00 | 11,224.52 | 54.60 |
| ===== | | | | | | | |
| *****TOTAL FOR FUND-SCC 018 9903 (BOARD/STUDENT DEVELOPMENT): | | | | | | | |
| 2,800.00 | 0.00 | 2,800.00 | 0.00 | 0.00 | 0.00 | 2,800.00 | 0.00 |
| ===== | | | | | | | |

Date: 04/07/20
Time: 3:45 pm

MEDINA CITY SCHOOL DISTRICT
Appropriation Account Summary
SORTED BY FUND-SCC

Page: 7
(APPSUM)

| FYTD Appropriated | Prior FY Carryover Encumbrances | FYTD Expendable | FYTD Actual Expenditures | MTD Actual Expenditures | Current Encumbrances | FYTD Unencumbered Balance | FYTD Percent Exp/Enc |
|--|---------------------------------------|--------------------|--------------------------------|-------------------------------|-------------------------|---------------------------------|----------------------------|
| *****TOTAL FOR FUND-SCC 018 9904 (WELLNESS FUND): | | | | | | | |
| 502.00 | 0.00 | 502.00 | 0.00 | 0.00 | 0.00 | 502.00 | 0.00 |
| ===== | | | | | | | |
| *****TOTAL FOR FUND-SCC 018 9906 (COMMUNICATIONS - PUBLIC SCHOOL SUPPORT): | | | | | | | |
| 3,000.00 | 0.00 | 3,000.00 | 1,460.37 | 0.00 | 0.00 | 1,539.63 | 48.68 |
| ===== | | | | | | | |
| *****TOTAL FOR FUND-SCC 018 9907 (STEAM - SUMMER ENRICHMENT): | | | | | | | |
| 6,500.52 | 693.00 | 7,193.52 | 7,193.52 | 0.00 | 0.00 | 0.00 | 100.00 |
| ===== | | | | | | | |
| *****TOTAL FOR FUND-SCC 018 9914 (END OF YEAR): | | | | | | | |
| 2,500.00 | 0.00 | 2,500.00 | 0.00 | 0.00 | 0.00 | 2,500.00 | 0.00 |
| ===== | | | | | | | |
| *****TOTAL FOR FUND-SCC 018 9915 (BIKE TO SCHOOL): | | | | | | | |
| 2,500.00 | 0.00 | 2,500.00 | 0.00 | 0.00 | 0.00 | 2,500.00 | 0.00 |
| ===== | | | | | | | |
| *****TOTAL FOR FUND-SCC 018 9916 (SPIRIT NIGHT): | | | | | | | |
| 3,500.00 | 0.00 | 3,500.00 | 2,194.50 | 0.00 | 0.00 | 1,305.50 | 62.70 |
| ===== | | | | | | | |
| *****TOTAL FOR FUND-SCC 018 9918 (FAMILY FIRST): | | | | | | | |
| 1,500.00 | 0.00 | 1,500.00 | 0.00 | 0.00 | 1,500.00 | 0.00 | 100.00 |
| ===== | | | | | | | |
| *****TOTAL FOR FUND-SCC 018 9919 (STUDENT ART SHOW): | | | | | | | |
| 500.00 | 0.00 | 500.00 | 512.46 | 0.00 | 20.00 | 32.46 | 106.49 |
| ===== | | | | | | | |
| *****TOTAL FOR FUND-SCC 018 9920 (TRSP FUND): | | | | | | | |
| 500.00 | 0.00 | 500.00 | 255.76 | 0.00 | 244.24 | 0.00 | 100.00 |
| ===== | | | | | | | |
| *****TOTAL FOR FUND-SCC 018 9930 (Resource Connection): | | | | | | | |
| 1,500.00 | 0.00 | 1,500.00 | 0.00 | 0.00 | 0.00 | 1,500.00 | 0.00 |
| ===== | | | | | | | |

Date: 04/07/20
Time: 3:45 pm

MEDINA CITY SCHOOL DISTRICT
Appropriation Account Summary
SORTED BY FUND-SCC

Page: 8
(APPSUM)

| FYTD Appropriated | Prior FY Carryover Encumbrances | FYTD Expendable | FYTD Actual Expenditures | MTD Actual Expenditures | Current Encumbrances | FYTD Unencumbered Balance | FYTD Percent Exp/Enc |
|---|---------------------------------------|--------------------|--------------------------------|-------------------------------|-------------------------|---------------------------------|----------------------------|
| *****TOTAL FOR FUND-SCC 019 9000 (ADAMH GRANT): | | | | | | | |
| 6,504.00 | 0.00 | 6,504.00 | 5,152.00 | 759.00 | 193.00 | 1,159.00 | 82.18 |
| ===== | | | | | | | |
| *****TOTAL FOR FUND-SCC 019 9001 (ADAMH HOPE GRANT): | | | | | | | |
| 17,000.00 | 0.00 | 17,000.00 | 17,000.00 | 0.00 | 0.00 | 0.00 | 100.00 |
| ===== | | | | | | | |
| *****TOTAL FOR FUND-SCC 019 9920 (MARTHA HOLDEN JENNINGS SUPPORTING STUGGLING): | | | | | | | |
| 1,000.00 | 0.00 | 1,000.00 | 0.00 | 0.00 | 0.00 | 1,000.00 | 0.00 |
| ===== | | | | | | | |
| *****TOTAL FOR FUND-SCC 020 9001 (TRANSPORTATION ENTERPRISE): | | | | | | | |
| 10,000.00 | 1,765.09 | 11,765.09 | 4,549.24 | 530.68 | 1,246.91 | 5,968.94 | 49.27 |
| ===== | | | | | | | |
| *****TOTAL FOR FUND-SCC 022 9000 (Unclaimed funds): | | | | | | | |
| 10,000.00 | 3,692.30 | 13,692.30 | 1,767.95 | 8.39 | 3,232.05 | 8,692.30 | 36.52 |
| ===== | | | | | | | |
| *****TOTAL FOR FUND-SCC 022 9300 (OH HIGH SCHOOL ATH ASSOC FUND): | | | | | | | |
| 30,000.00 | 0.00 | 30,000.00 | 33,070.02 | 10,246.46 | 5,289.60 | 8,359.62 | 127.87 |
| ===== | | | | | | | |
| *****TOTAL FOR FUND-SCC 024 9001 (MEDICAL AND DRUG/SELF INSURANCE FUNDS): | | | | | | | |
| 8,231,000.00 | 171,203.21 | 8,402,203.21 | 7,290,652.13 | 868,656.12 | 486,111.23 | 625,439.85 | 92.56 |
| ===== | | | | | | | |
| *****TOTAL FOR FUND-SCC 024 9002 (DENTAL SELF INSURANCE FUNDS): | | | | | | | |
| 705,000.00 | 0.00 | 705,000.00 | 436,422.26 | 51,276.26 | 0.00 | 268,577.74 | 61.90 |
| ===== | | | | | | | |
| *****TOTAL FOR FUND-SCC 024 9094 (FLEX PRO): | | | | | | | |
| 215,363.00 | 0.00 | 215,363.00 | 175,161.59 | 20,182.90 | 24,093.58 | 16,107.83 | 92.52 |
| ===== | | | | | | | |
| *****TOTAL FOR FUND-SCC 027 0000 (WORKMANS COMP.-SELF INS): | | | | | | | |
| 251,000.00 | 14,991.16 | 265,991.16 | 162,772.20 | 24,178.37 | 56,648.91 | 46,570.05 | 82.49 |
| ===== | | | | | | | |

Date: 04/07/20
Time: 3:45 pm

MEDINA CITY SCHOOL DISTRICT
Appropriation Account Summary
SORTED BY FUND-SCC

Page: 9
(APPSUM)

| FYTD Appropriated | Prior FY Carryover Encumbrances | FYTD Expendable | FYTD Actual Expenditures | MTD Actual Expenditures | Current Encumbrances | FYTD Unencumbered Balance | FYTD Percent Exp/Enc |
|--|---------------------------------------|--------------------|--------------------------------|-------------------------------|-------------------------|---------------------------------|----------------------------|
| *****TOTAL FOR FUND-SCC 071 9013 (LOCAL SALES TAX PERMANENT IMPROVEMENTS): | | | | | | | |
| 4,073,687.50 | 347,094.27 | 4,420,781.77 | 2,446,520.91 | 29,210.36 | 283,447.00 | 1,690,813.86 | 61.75 |
| ===== | | | | | | | |
| *****TOTAL FOR FUND-SCC 200 9110 (GARFIELD STUDENT COUNCIL/K-KIDS CLUB): | | | | | | | |
| 699.64 | 0.00 | 699.64 | 35.47 | 0.00 | 0.00 | 664.17 | 5.07 |
| ===== | | | | | | | |
| *****TOTAL FOR FUND-SCC 200 9111 (GARFIELD CHESS CLUB): | | | | | | | |
| 200.00 | 0.00 | 200.00 | 0.00 | 0.00 | 0.00 | 200.00 | 0.00 |
| ===== | | | | | | | |
| *****TOTAL FOR FUND-SCC 200 9121 (ELLA CANAVAN STUDENT COUNCIL): | | | | | | | |
| 390.00 | 0.00 | 390.00 | 107.41 | 0.00 | 190.00 | 92.59 | 76.26 |
| ===== | | | | | | | |
| *****TOTAL FOR FUND-SCC 200 9185 (K-KIDS KIWANIS ACTIVITY CLUB-NORTHROP): | | | | | | | |
| 2,500.00 | 0.00 | 2,500.00 | 197.50 | 0.00 | 1,000.00 | 1,302.50 | 47.90 |
| ===== | | | | | | | |
| *****TOTAL FOR FUND-SCC 200 9202 (CLAGGETT MIDDLE SCH. STUDENT COUNCIL): | | | | | | | |
| 5,000.00 | 0.00 | 5,000.00 | 2,864.31 | 184.52 | 1,860.48 | 275.21 | 94.50 |
| ===== | | | | | | | |
| *****TOTAL FOR FUND-SCC 200 9205 (CLAGGETT MIDDLE SCH. BUILDERS CLUB): | | | | | | | |
| 250.00 | 0.00 | 250.00 | 29.55 | 0.00 | 0.00 | 220.45 | 11.82 |
| ===== | | | | | | | |
| *****TOTAL FOR FUND-SCC 200 9209 (CLAGGETT MIDDLE SCHOOL DRAMA CLUB): | | | | | | | |
| 5,500.00 | 0.00 | 5,500.00 | 4,470.48 | 1,548.76 | 511.78 | 517.74 | 90.59 |
| ===== | | | | | | | |
| *****TOTAL FOR FUND-SCC 200 9253 (BUILDERS' CLUB - ROOT M.S.): | | | | | | | |
| 1,500.00 | 183.56 | 1,683.56 | 121.65 | 0.00 | 1,520.80 | 41.11 | 97.56 |
| ===== | | | | | | | |
| *****TOTAL FOR FUND-SCC 200 9254 (HONORS ACADEMY - ROOT): | | | | | | | |
| 4,000.00 | 267.07 | 4,267.07 | 1,247.57 | 0.00 | 2,000.00 | 1,019.50 | 76.11 |
| ===== | | | | | | | |

Date: 04/07/20
Time: 3:45 pm

MEDINA CITY SCHOOL DISTRICT
Appropriation Account Summary
SORTED BY FUND-SCC

Page: 10
(APPSUM)

| FYTD Appropriated | Prior FY Carryover Encumbrances | FYTD Expendable | FYTD Actual Expenditures | MTD Actual Expenditures | Current Encumbrances | FYTD Unencumbered Balance | FYTD Percent Exp/Enc |
|--|---------------------------------------|--------------------|--------------------------------|-------------------------------|-------------------------|---------------------------------|----------------------------|
| *****TOTAL FOR FUND-SCC 200 9256 (DRAMA CLUB - ROOT M.S.): | | | | | | | |
| 3,750.00 | 0.00 | 3,750.00 | 1,358.06 | 602.00 | 2,191.94 | 200.00 | 94.67 |
| ===== | | | | | | | |
| *****TOTAL FOR FUND-SCC 200 9258 (STUDENT COUNCIL - ROOT M.S.): | | | | | | | |
| 2,250.00 | 4.52 | 2,254.52 | 1,089.99 | 55.83 | 918.59 | 245.94 | 89.09 |
| ===== | | | | | | | |
| *****TOTAL FOR FUND-SCC 200 9302 (ART CLUB): | | | | | | | |
| 800.00 | 0.00 | 800.00 | 0.00 | 0.00 | 800.00 | 0.00 | 100.00 |
| ===== | | | | | | | |
| *****TOTAL FOR FUND-SCC 200 9303 (CULTURAL EXPLORATION): | | | | | | | |
| 60.00 | 0.00 | 60.00 | 0.00 | 0.00 | 60.00 | 0.00 | 100.00 |
| ===== | | | | | | | |
| *****TOTAL FOR FUND-SCC 200 9305 (CHEMCLUB): | | | | | | | |
| 1,516.26 | 0.00 | 1,516.26 | 0.00 | 0.00 | 0.00 | 1,516.26 | 0.00 |
| ===== | | | | | | | |
| *****TOTAL FOR FUND-SCC 200 9307 (CHOIR): | | | | | | | |
| 52,000.00 | 0.00 | 52,000.00 | 22,358.59 | 5,476.00 | 27,524.00 | 2,117.41 | 95.93 |
| ===== | | | | | | | |
| *****TOTAL FOR FUND-SCC 200 9309 (IMPROV CLUB): | | | | | | | |
| 4,300.00 | 0.00 | 4,300.00 | 0.00 | 0.00 | 2,300.00 | 2,000.00 | 53.49 |
| ===== | | | | | | | |
| *****TOTAL FOR FUND-SCC 200 9312 (DRAMA CLUB): | | | | | | | |
| 20,500.00 | 0.00 | 20,500.00 | 5,788.00 | 294.58 | 11,245.61 | 3,466.39 | 83.09 |
| ===== | | | | | | | |
| *****TOTAL FOR FUND-SCC 200 9314 (MEDINA OUTDOORS CLUB): | | | | | | | |
| 450.00 | 0.00 | 450.00 | 173.80 | 47.98 | 276.20 | 0.00 | 100.00 |
| ===== | | | | | | | |
| *****TOTAL FOR FUND-SCC 200 9315 (FELLOWSHIP OF CHRISTIAN ATHLETES): | | | | | | | |
| 325.00 | 0.00 | 325.00 | 0.00 | 0.00 | 325.00 | 0.00 | 100.00 |
| ===== | | | | | | | |

Date: 04/07/20
Time: 3:45 pm

MEDINA CITY SCHOOL DISTRICT
Appropriation Account Summary
SORTED BY FUND-SCC

Page: 11
(APPSUM)

| FYTD Appropriated | Prior FY Carryover Encumbrances | FYTD Expendable | FYTD Actual Expenditures | MTD Actual Expenditures | Current Encumbrances | FYTD Unencumbered Balance | FYTD Percent Exp/Enc |
|--|---------------------------------------|--------------------|--------------------------------|-------------------------------|-------------------------|---------------------------------|----------------------------|
| *****TOTAL FOR FUND-SCC 200 9318 (GIRLS LEADERSHIP CLUB): | | | | | | | |
| 2,000.00 | 0.00 | 2,000.00 | 604.96 | 0.00 | 1,395.04 | 0.00 | 100.00 |
| ===== | | | | | | | |
| *****TOTAL FOR FUND-SCC 200 9321 (KEY CLUB): | | | | | | | |
| 10,000.00 | 0.00 | 10,000.00 | 2,329.28 | 119.62 | 7,670.72 | 0.00 | 100.00 |
| ===== | | | | | | | |
| *****TOTAL FOR FUND-SCC 200 9323 (MEDINAMITE): | | | | | | | |
| 2,000.00 | 0.00 | 2,000.00 | 320.17 | 0.00 | 1,679.83 | 0.00 | 100.00 |
| ===== | | | | | | | |
| *****TOTAL FOR FUND-SCC 200 9324 (MEDINIAN): | | | | | | | |
| 11,000.00 | 0.00 | 11,000.00 | 6,494.63 | 0.00 | 4,500.00 | 5.37 | 99.95 |
| ===== | | | | | | | |
| *****TOTAL FOR FUND-SCC 200 9325 (MHS BAND): | | | | | | | |
| 26,000.00 | 16,169.43 | 42,169.43 | 19,804.36 | 1,269.13 | 7,076.46 | 15,288.61 | 63.74 |
| ===== | | | | | | | |
| *****TOTAL FOR FUND-SCC 200 9326 (NATIONAL HONOR SOCIETY): | | | | | | | |
| 3,500.00 | 0.00 | 3,500.00 | 1,097.43 | 1,055.00 | 2,402.57 | 0.00 | 100.00 |
| ===== | | | | | | | |
| *****TOTAL FOR FUND-SCC 200 9327 (ORCHESTRA): | | | | | | | |
| 3,000.00 | 0.00 | 3,000.00 | 333.10 | 333.10 | 2,666.90 | 0.00 | 100.00 |
| ===== | | | | | | | |
| *****TOTAL FOR FUND-SCC 200 9330 (SCIENCE OLYMPIAD CLUB): | | | | | | | |
| 6,120.00 | 0.00 | 6,120.00 | 2,234.95 | 0.00 | 3,844.49 | 40.56 | 99.34 |
| ===== | | | | | | | |
| *****TOTAL FOR FUND-SCC 200 9332 (SPANISH CLUB): | | | | | | | |
| 5,280.00 | 0.00 | 5,280.00 | 4,515.64 | 0.00 | 763.82 | 0.54 | 99.99 |
| ===== | | | | | | | |
| *****TOTAL FOR FUND-SCC 200 9333 (STUDENT COUNCIL): | | | | | | | |
| 40,000.00 | 0.00 | 40,000.00 | 25,944.41 | 555.97 | 13,433.10 | 622.49 | 98.44 |
| ===== | | | | | | | |

Date: 04/07/20
Time: 3:45 pm

MEDINA CITY SCHOOL DISTRICT
Appropriation Account Summary
SORTED BY FUND-SCC

Page: 12
(APPSUM)

| FYTD Appropriated | Prior FY Carryover Encumbrances | FYTD Expendable | FYTD Actual Expenditures | MTD Actual Expenditures | Current Encumbrances | FYTD Unencumbered Balance | FYTD Percent Exp/Enc |
|---|---------------------------------------|--------------------|--------------------------------|-------------------------------|-------------------------|---------------------------------|----------------------------|
| *****TOTAL FOR FUND-SCC 200 9335 (LATIN CLUB): | | | | | | | |
| 6,000.00 | 0.00 | 6,000.00 | 2,538.00 | 2,562.50- | 3,205.00 | 257.00 | 95.72 |
| ===== | | | | | | | |
| *****TOTAL FOR FUND-SCC 200 9337 (AMERICAN SIGN LANGUAGE CLUB): | | | | | | | |
| 150.00 | 0.00 | 150.00 | 0.00 | 0.00 | 150.00 | 0.00 | 100.00 |
| ===== | | | | | | | |
| *****TOTAL FOR FUND-SCC 200 9339 (SPEECH/DEBATE CLUB): | | | | | | | |
| 29,000.00 | 17,017.44 | 46,017.44 | 18,183.22 | 187.00 | 12,359.00 | 15,475.22 | 66.37 |
| ===== | | | | | | | |
| *****TOTAL FOR FUND-SCC 200 9340 (STUDENT'S H.O.P.E.): | | | | | | | |
| 2,400.00 | 0.00 | 2,400.00 | 838.60 | 509.49 | 1,560.51 | 0.89 | 99.96 |
| ===== | | | | | | | |
| *****TOTAL FOR FUND-SCC 200 9346 (PENGUIN BOWL/NOSB): | | | | | | | |
| 400.00 | 0.00 | 400.00 | 350.00 | 0.00 | 0.00 | 50.00 | 87.50 |
| ===== | | | | | | | |
| *****TOTAL FOR FUND-SCC 200 9350 (TECHNOLOGY CLUB): | | | | | | | |
| 1,800.00 | 0.00 | 1,800.00 | 1,748.51 | 105.45 | 51.49 | 0.00 | 100.00 |
| ===== | | | | | | | |
| *****TOTAL FOR FUND-SCC 200 9352 (VIDEO CLUB - SR HI): | | | | | | | |
| 6,000.00 | 5,725.45 | 11,725.45 | 3,206.85 | 25.45- | 5,854.66 | 2,663.94 | 77.28 |
| ===== | | | | | | | |
| *****TOTAL FOR FUND-SCC 200 9353 (CHINESE CLUB): | | | | | | | |
| 100.00 | 100.00 | 200.00 | 0.00 | 0.00 | 100.00 | 100.00 | 50.00 |
| ===== | | | | | | | |
| *****TOTAL FOR FUND-SCC 200 9355 (GENDER AND SEXUALITY ALLIANCE): | | | | | | | |
| 800.00 | 0.00 | 800.00 | 219.14 | 0.00 | 544.88 | 35.98 | 95.50 |
| ===== | | | | | | | |
| *****TOTAL FOR FUND-SCC 200 9380 (V O F T): | | | | | | | |
| 8,000.00 | 0.00 | 8,000.00 | 3,610.00 | 1,110.00 | 4,390.00 | 0.00 | 100.00 |
| ===== | | | | | | | |

Date: 04/07/20
Time: 3:45 pm

MEDINA CITY SCHOOL DISTRICT
Appropriation Account Summary
SORTED BY FUND-SCC

Page: 13
(APPSUM)

| FYTD Appropriated | Prior FY Carryover Encumbrances | FYTD Expendable | FYTD Actual Expenditures | MTD Actual Expenditures | Current Encumbrances | FYTD Unencumbered Balance | FYTD Percent Exp/Enc |
|--|---------------------------------------|--------------------|--------------------------------|-------------------------------|-------------------------|---------------------------------|----------------------------|
| *****TOTAL FOR FUND-SCC 200 9419 (CLASS OF 2019): | | | | | | | |
| 3,253.33 | 0.00 | 3,253.33 | 1,005.78 | 0.00 | 2,247.55 | 0.00 | 100.00 |
| ===== | | | | | | | |
| *****TOTAL FOR FUND-SCC 200 9420 (CLASS OF 2020): | | | | | | | |
| 13,497.68 | 6,773.64 | 20,271.32 | 3,036.49 | 0.00 | 11,020.13 | 6,214.70 | 69.34 |
| ===== | | | | | | | |
| *****TOTAL FOR FUND-SCC 200 9421 (CLASS OF 2021): | | | | | | | |
| 45,000.00 | 0.00 | 45,000.00 | 9,608.18 | 344.96 | 34,624.89 | 766.93 | 98.30 |
| ===== | | | | | | | |
| *****TOTAL FOR FUND-SCC 200 9422 (CLASS OF 2022): | | | | | | | |
| 4,900.00 | 0.00 | 4,900.00 | 1,800.00 | 0.00 | 3,100.00 | 0.00 | 100.00 |
| ===== | | | | | | | |
| *****TOTAL FOR FUND-SCC 200 9423 (CLASS OF 2023): | | | | | | | |
| 1,900.00 | 0.00 | 1,900.00 | 1,800.00 | 0.00 | 100.00 | 0.00 | 100.00 |
| ===== | | | | | | | |
| *****TOTAL FOR FUND-SCC 300 0000 (ATHLETIC FUND): | | | | | | | |
| 401,200.00 | 21,201.51 | 422,401.51 | 262,850.85 | 9,416.48 | 62,938.20 | 96,612.46 | 77.13 |
| ===== | | | | | | | |
| *****TOTAL FOR FUND-SCC 300 9110 (GARFIELD FIELD TRIPS): | | | | | | | |
| 10,000.00 | 366.34 | 10,366.34 | 938.96- | 0.00 | 2,500.00 | 8,805.30 | 15.06 |
| ===== | | | | | | | |
| *****TOTAL FOR FUND-SCC 300 9120 (CANAVAN FIELD TRIP): | | | | | | | |
| 10,695.00 | 915.00 | 11,610.00 | 6,169.72 | 237.82 | 1,577.18 | 3,863.10 | 66.73 |
| ===== | | | | | | | |
| *****TOTAL FOR FUND-SCC 300 9130 (FENN FIELD TRIPS): | | | | | | | |
| 10,000.00 | 0.00 | 10,000.00 | 6,269.37 | 0.00 | 2,203.42 | 1,527.21 | 84.73 |
| ===== | | | | | | | |
| *****TOTAL FOR FUND-SCC 300 9140 (HERITAGE FIELD TRIPS): | | | | | | | |
| 7,500.00 | 61.00 | 7,561.00 | 4,705.00 | 0.00 | 0.00 | 2,856.00 | 62.23 |
| ===== | | | | | | | |

Date: 04/07/20
Time: 3:45 pm

MEDINA CITY SCHOOL DISTRICT
Appropriation Account Summary
SORTED BY FUND-SCC

Page: 14
(APPSUM)

| FYTD Appropriated | Prior FY Carryover Encumbrances | FYTD Expendable | FYTD Actual Expenditures | MTD Actual Expenditures | Current Encumbrances | FYTD Unencumbered Balance | FYTD Percent Exp/Enc |
|---|---------------------------------------|--------------------|--------------------------------|-------------------------------|-------------------------|---------------------------------|----------------------------|
| *****TOTAL FOR FUND-SCC 300 9160 (BLAKE FIELD TRIPS): | | | | | | | |
| 11,000.00 | 396.00 | 11,396.00 | 1,147.00 | 0.00 | 9,300.00 | 949.00 | 91.67 |
| ===== | | | | | | | |
| *****TOTAL FOR FUND-SCC 300 9170 (WAITE FIELD TRIPS): | | | | | | | |
| 30,000.00 | 0.00 | 30,000.00 | 8,531.20 | 754.50 | 3,234.64 | 18,234.16 | 39.22 |
| ===== | | | | | | | |
| *****TOTAL FOR FUND-SCC 300 9180 (NORTHROP FIELD TRIPS): | | | | | | | |
| 10,000.00 | 1,500.00 | 11,500.00 | 9,213.73 | 0.00 | 50.00 | 2,236.27 | 80.55 |
| ===== | | | | | | | |
| *****TOTAL FOR FUND-SCC 300 9201 (CLAGGETT MIDDLE SCH. BAND FUND): | | | | | | | |
| 38,000.00 | 5,960.00 | 43,960.00 | 9,408.06 | 960.17 | 28,080.35 | 6,471.59 | 85.28 |
| ===== | | | | | | | |
| *****TOTAL FOR FUND-SCC 300 9208 (CLAGGETT - 6TH GRADE TRIPS): | | | | | | | |
| 111,500.00 | 0.00 | 111,500.00 | 103,788.00 | 0.00 | 0.00 | 7,712.00 | 93.08 |
| ===== | | | | | | | |
| *****TOTAL FOR FUND-SCC 300 9250 (ROOT M.S. BAND FUND): | | | | | | | |
| 35,150.00 | 0.00 | 35,150.00 | 17,265.53 | 2,036.18 | 13,383.13 | 4,501.34 | 87.19 |
| ===== | | | | | | | |
| *****TOTAL FOR FUND-SCC 300 9253 (ROOT M.S. BEEHIVE): | | | | | | | |
| 850.00 | 0.00 | 850.00 | 253.55 | 0.00 | 445.61 | 150.84 | 82.25 |
| ===== | | | | | | | |
| *****TOTAL FOR FUND-SCC 300 9258 (ROOT - DISTRICT SUPERVISED ACTIVITIES): | | | | | | | |
| 159,495.00 | 0.00 | 159,495.00 | 123,722.60 | 0.00 | 14,592.00 | 21,180.40 | 86.72 |
| ===== | | | | | | | |
| *****TOTAL FOR FUND-SCC 300 9301 (BOWLING CLUB): | | | | | | | |
| 4,000.00 | 0.00 | 4,000.00 | 0.00 | 0.00 | 4,000.00 | 0.00 | 100.00 |
| ===== | | | | | | | |
| *****TOTAL FOR FUND-SCC 300 9302 (MENS VOLLEYBALL): | | | | | | | |
| 7,600.00 | 0.00 | 7,600.00 | 573.00- | 0.00 | 7,600.00 | 573.00 | 92.46 |
| ===== | | | | | | | |

Date: 04/07/20
Time: 3:45 pm

MEDINA CITY SCHOOL DISTRICT
Appropriation Account Summary
SORTED BY FUND-SCC

Page: 15
(APPSUM)

| FYTD Appropriated | Prior FY Carryover Encumbrances | FYTD Expendable | FYTD Actual Expenditures | MTD Actual Expenditures | Current Encumbrances | FYTD Unencumbered Balance | FYTD Percent Exp/Enc |
|--|---------------------------------------|--------------------|--------------------------------|-------------------------------|-------------------------|---------------------------------|----------------------------|
| *****TOTAL FOR FUND-SCC 300 9303 (HUDDLE/SHUDDLE): | | | | | | | |
| 2,700.00 | 1,700.00 | 4,400.00 | 673.69 | 0.00 | 2,092.84 | 1,633.47 | 62.88 |
| ===== | | | | | | | |
| *****TOTAL FOR FUND-SCC 300 9304 (LINK CREW): | | | | | | | |
| 5,250.00 | 0.00 | 5,250.00 | 1,351.19 | 150.00 | 3,898.81 | 0.00 | 100.00 |
| ===== | | | | | | | |
| *****TOTAL FOR FUND-SCC 300 9313 (MUSICAL): | | | | | | | |
| 6,195.00 | 0.00 | 6,195.00 | 5,898.58 | 0.00 | 0.00 | 296.42 | 95.22 |
| ===== | | | | | | | |
| *****TOTAL FOR FUND-SCC 300 9334 (BEEHIVE CAFE): | | | | | | | |
| 26,500.00 | 0.00 | 26,500.00 | 10,467.58 | 1,291.59 | 18,063.21 | 2,030.79- | 107.66 |
| ===== | | | | | | | |
| *****TOTAL FOR FUND-SCC 300 9410 (SPARKLE CHEERLEADING): | | | | | | | |
| 8,850.00 | 0.00 | 8,850.00 | 1,464.70 | 0.00 | 5,035.30 | 2,350.00 | 73.45 |
| ===== | | | | | | | |
| *****TOTAL FOR FUND-SCC 401 9010 (AUXILIARY FUNDS/ST FRANCIS): | | | | | | | |
| 381,577.92 | 0.00 | 381,577.92 | 203,934.87 | 30,547.01 | 25,468.71 | 152,174.34 | 60.12 |
| ===== | | | | | | | |
| *****TOTAL FOR FUND-SCC 401 9019 (AUXILIARY FUNDS/ST FRANCIS): | | | | | | | |
| 27,709.87 | 51,073.24 | 78,783.11 | 78,783.11 | 0.00 | 0.00 | 0.00 | 100.00 |
| ===== | | | | | | | |
| *****TOTAL FOR FUND-SCC 401 9020 (AUX FUNDS NURTURY): | | | | | | | |
| 13,892.24 | 0.00 | 13,892.24 | 1,209.00 | 0.00 | 1,484.75 | 11,198.49 | 19.39 |
| ===== | | | | | | | |
| *****TOTAL FOR FUND-SCC 401 9030 (AUX FUNDS MCA): | | | | | | | |
| 188,010.48 | 0.00 | 188,010.48 | 129,471.20 | 8,519.64 | 24,158.68 | 34,380.60 | 81.71 |
| ===== | | | | | | | |
| *****TOTAL FOR FUND-SCC 401 9039 (AUX FUNDS MCA): | | | | | | | |
| 523.66 | 18,012.09 | 18,535.75 | 18,535.75 | 0.00 | 0.00 | 0.00 | 100.00 |
| ===== | | | | | | | |

Date: 04/07/20
Time: 3:45 pm

MEDINA CITY SCHOOL DISTRICT
Appropriation Account Summary
SORTED BY FUND-SCC

Page: 16
(APPSUM)

| FYTD Appropriated | Prior FY Carryover Encumbrances | FYTD Expendable | FYTD Actual Expenditures | MTD Actual Expenditures | Current Encumbrances | FYTD Unencumbered Balance | FYTD Percent Exp/Enc |
|---|---------------------------------------|--------------------|--------------------------------|-------------------------------|-------------------------|---------------------------------|----------------------------|
| *****TOTAL FOR FUND-SCC 401 9049 (AUX FUNDS KIDS COUNTRY): | | | | | | | |
| 182.20 | 10,115.30 | 10,297.50 | 10,297.50 | 0.00 | 0.00 | 0.00 | 100.00 |
| ===== | | | | | | | |
| *****TOTAL FOR FUND-SCC 451 9010 (CONNECTIVITY): | | | | | | | |
| 19,800.00 | 0.00 | 19,800.00 | 0.00 | 0.00 | 0.00 | 19,800.00 | 0.00 |
| ===== | | | | | | | |
| *****TOTAL FOR FUND-SCC 451 9019 (CONNECTIVITY): | | | | | | | |
| 0.00 | 19,680.00 | 19,680.00 | 19,680.00 | 0.00 | 0.00 | 0.00 | 100.00 |
| ===== | | | | | | | |
| *****TOTAL FOR FUND-SCC 467 9020 (FOUNDATION - STUDENT WELLNESS AND SUCCESS): | | | | | | | |
| 385,856.00 | 0.00 | 385,856.00 | 134,688.60 | 134,688.60 | 2,827.85 | 248,339.55 | 35.64 |
| ===== | | | | | | | |
| *****TOTAL FOR FUND-SCC 499 9019 (SCHOOL SAFETY): | | | | | | | |
| 37,148.75 | 0.00 | 37,148.75 | 37,148.75 | 0.00 | 0.00 | 0.00 | 100.00 |
| ===== | | | | | | | |
| *****TOTAL FOR FUND-SCC 516 9019 (TITLE VI-B): | | | | | | | |
| 371,430.56 | 6,410.04 | 377,840.60 | 279,082.33 | 0.00 | 0.00 | 98,758.27 | 73.86 |
| ===== | | | | | | | |
| *****TOTAL FOR FUND-SCC 516 9020 (TITLE VI-B): | | | | | | | |
| 1,524,565.08 | 0.00 | 1,524,565.08 | 924,367.59 | 114,361.16 | 46,237.56 | 553,959.93 | 63.66 |
| ===== | | | | | | | |
| *****TOTAL FOR FUND-SCC 551 9120 (TITLE III LEP): | | | | | | | |
| 8,468.20 | 0.00 | 8,468.20 | 0.00 | 0.00 | 0.00 | 8,468.20 | 0.00 |
| ===== | | | | | | | |
| *****TOTAL FOR FUND-SCC 572 9019 (TITLE I): | | | | | | | |
| 200,082.08 | 302.23 | 200,384.31 | 111,652.64 | 0.00 | 0.00 | 88,731.67 | 55.72 |
| ===== | | | | | | | |
| *****TOTAL FOR FUND-SCC 572 9020 (TITLE I): | | | | | | | |
| 574,888.09 | 0.00 | 574,888.09 | 335,500.61 | 46,053.58 | 2,900.00 | 236,487.48 | 58.86 |
| ===== | | | | | | | |

Date: 04/07/20
Time: 3:45 pm

MEDINA CITY SCHOOL DISTRICT
Appropriation Account Summary
SORTED BY FUND-SCC

Page: 17
(APPSUM)

| FYTD Appropriated | Prior FY Carryover Encumbrances | FYTD Expendable | FYTD Actual Expenditures | MTD Actual Expenditures | Current Encumbrances | FYTD Unencumbered Balance | FYTD Percent Exp/Enc |
|---|---------------------------------------|--------------------|--------------------------------|-------------------------------|-------------------------|---------------------------------|----------------------------|
| *****TOTAL FOR FUND-SCC 572 9119 (TITLE I-D): | | | | | | | |
| 95,207.66 | 9,526.19 | 104,733.85 | 34,928.34 | 0.00 | 0.00 | 69,805.51 | 33.35 |
| ===== | | | | | | | |
| *****TOTAL FOR FUND-SCC 572 9120 (TITLE I-D): | | | | | | | |
| 165,332.40 | 0.00 | 165,332.40 | 16,344.95 | 1,455.51 | 3,255.00 | 145,732.45 | 11.85 |
| ===== | | | | | | | |
| *****TOTAL FOR FUND-SCC 587 9019 (PRESCHOOL): | | | | | | | |
| 5,382.83 | 131.48 | 5,514.31 | 5,381.09 | 0.00 | 0.00 | 133.22 | 97.58 |
| ===== | | | | | | | |
| *****TOTAL FOR FUND-SCC 587 9020 (PRESCHOOL): | | | | | | | |
| 41,187.43 | 0.00 | 41,187.43 | 29,914.11 | 3,956.29 | 244.13 | 11,029.19 | 73.22 |
| ===== | | | | | | | |
| *****TOTAL FOR FUND-SCC 587 9120 (6B RESTORATION - PRESCHOOL RESTORATION): | | | | | | | |
| 8,905.15 | 0.00 | 8,905.15 | 981.25 | 0.00 | 305.10 | 7,618.80 | 14.45 |
| ===== | | | | | | | |
| *****TOTAL FOR FUND-SCC 590 9019 (TITLE II-A): | | | | | | | |
| 64,777.32 | 41,141.13 | 105,918.45 | 76,213.07 | 0.00 | 0.00 | 29,705.38 | 71.95 |
| ===== | | | | | | | |
| *****TOTAL FOR FUND-SCC 590 9020 (TITLE II-A): | | | | | | | |
| 158,408.03 | 0.00 | 158,408.03 | 64,794.00 | 9,102.92 | 22,072.31 | 71,541.72 | 54.84 |
| ===== | | | | | | | |
| *****TOTAL FOR FUND-SCC 599 9019 (TITLE IV-A STUDENT SUPPORT AND ACADEMIC ENR): | | | | | | | |
| 18,197.27 | 15,509.72 | 33,706.99 | 25,787.00 | 0.00 | 0.00 | 7,919.99 | 76.50 |
| ===== | | | | | | | |
| *****TOTAL FOR FUND-SCC 599 9020 (TITLE IV-A STUDENT SUPPORT AND ACADEMIC ENR): | | | | | | | |
| 42,984.53 | 0.00 | 42,984.53 | 13,937.74 | 896.32 | 0.00 | 29,046.79 | 32.43 |
| ===== | | | | | | | |
| *****GRAND TOTALS: | | | | | | | |
| 115,306,779.76 | 2,309,296.23 | 117,616,075.99 | 85,327,453.61 | 7,735,204.03 | 5,053,435.37 | 27,235,187.01 | 76.84 |
| ===== | | | | | | | |

GENERAL FUND-TRUE DAYS CASH

Includes Emergency Levy

