

Medina City Schools

Forecast Fund Analysis

March 31, 2023

	2022-2023 Original Estimate (1)	Y-T-D Actual July 2021 - June 2022 (2)	Percent	Variance (3)
Beginning Balance - July 1, 2022		49,279,577.77		0.00
General Fund	31,219,516.68			
Other Funds - Substitute Levy	18,060,061.09			
Revenue	<u>80,935,772.00</u>	<u>73,799,527.42</u>	<u>91.2%</u>	<u>7,136,244.58</u>
	80,935,772.00	73,799,527.42		7,136,244.58
Expenditures	91,025,514.00	66,035,643.53	72.5%	24,989,870.47
Encumbrance	851,800.00	3,530,951.20		-2,679,151.20
	<u>91,877,314.00</u>	<u>69,566,594.73</u>		<u>22,310,719.27</u>
Ending Balance - June 30, 2023	<u>38,338,035.77</u>	<u>53,512,510.46</u>		<u>-15,174,474.69</u>

Original Estimate revenue, expenditure and encumbrance taken from May 2022 five-year forecast
Includes May 2018 Substitute Levy

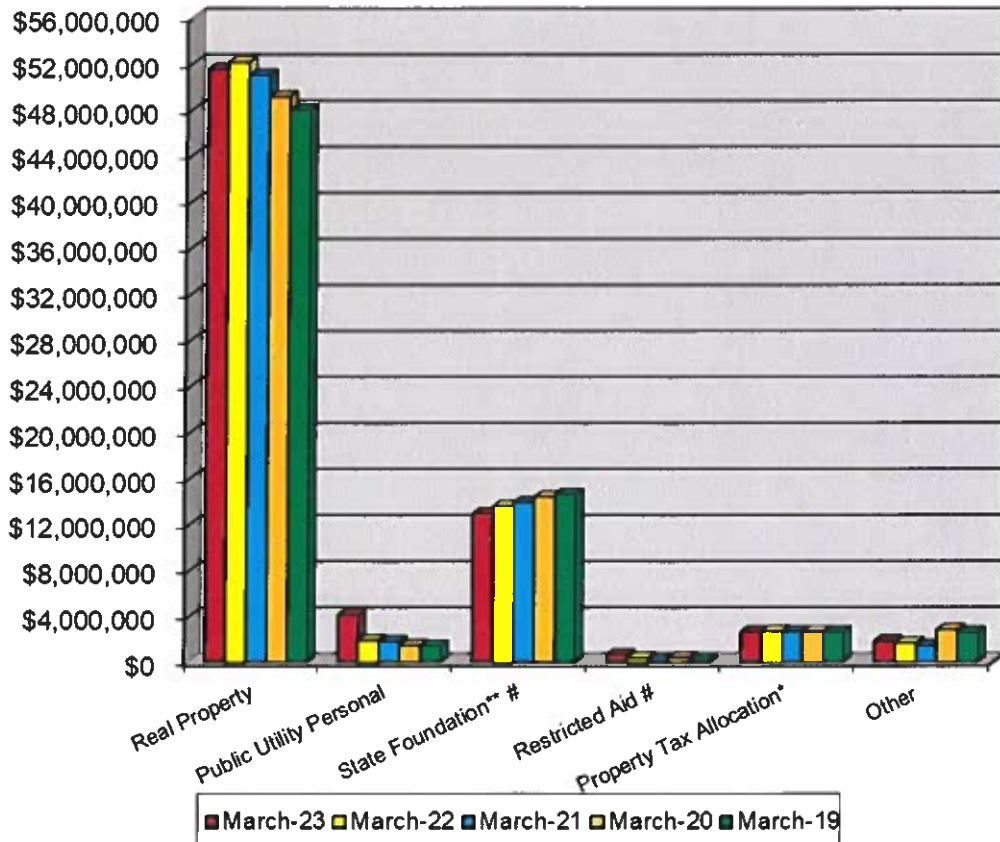
Forecast Funds Summary

March 2023

Revenues

1. Real Property Taxes – Total Real Property Taxes received from the beginning of the fiscal year until March 31, 2023 is \$51,501,614.04. This is an decrease of 1.2% below last year's taxes received at this time. \$2,148,623.21 was collected in March.
2. Public Utility Personal Property Taxes – Total Public Utility Personal Property Taxes received from the beginning of the fiscal year until March 31, 2023 is \$4,137,682.49. These monies are distributed upon settlement from the County Auditor. This amount is listed in a separate line for State and five-year forecasting purposes. \$2,098,138.02 had been transferred in March.
3. State Foundation – State Foundation monies received from the State of Ohio from the beginning of the fiscal year until March 31, 2023 total \$12,954,688.92. This is a decrease of 4.5% below last year's foundation money received at this time. \$1,393,383.15 was collected in March.
4. Restricted Aid – Restricted Aid monies are for Career Tech funding and Economically Disadvantaged Students. We have added e-Rate funding as well because these funds are restrictive to technology. Monies received from the beginning of the fiscal year until March 31, 2023 total \$683,027.06. \$77,537.21 was collected in March.
5. Homestead and Rollback – Monies received from the State of Ohio from the beginning of the fiscal year until March 31, 2023 total \$2,674,970.98. Receipts are based upon the real property taxes collected and Homestead filings with the County Auditor. \$-0- was collected in March.
6. Other – Other monies received from the beginning of the fiscal year until March 31, 2023 total \$1,847,543.93. This is an increase of 9.9% above last year at this time. \$331,103.75 was collected in March as revenue was moved to other accounts.

Forecast Fund Revenue



	March-23	March-22	March-21	March-20	March-19	Current Forecast
Real Property	\$51,501,614	\$52,130,559	\$51,044,832	\$49,151,229	\$47,984,557	\$51,436,418
Public Utility Personal	\$4,137,682	\$1,931,103	\$1,837,573	\$1,474,378	\$1,422,880	\$3,974,265
State Foundation** #	\$12,954,689	\$13,565,629	\$13,889,184	\$14,395,762	\$14,622,940	\$16,842,659
Restricted Aid #	\$683,027	\$388,586	\$62,144	\$440,398	\$62,486	\$915,171
Property Tax Allocation*	\$2,674,971	\$2,704,436	\$2,695,062	\$2,680,748	\$2,652,827	\$5,529,437
Other	\$1,847,544	\$1,680,220	\$1,464,231	\$2,840,444	\$2,595,558	\$2,033,196
Total	\$73,799,527	\$72,400,533	\$70,993,027	\$70,982,959	\$69,341,249	\$80,731,146
State %	22.1%	23.0%	23.4%	24.7%	25.0%	

* Includes Homestead/Rollback, Tangible Personal Property Tax Fixed Rate Loss Reimbursement and Electric Deregulation.

** Includes Casino Revenue in State Foundation beginning January 2013 and Economic Disadvantaged Funding in November 2013.

Encompasses the Fair School Funding Plan as of January 2022

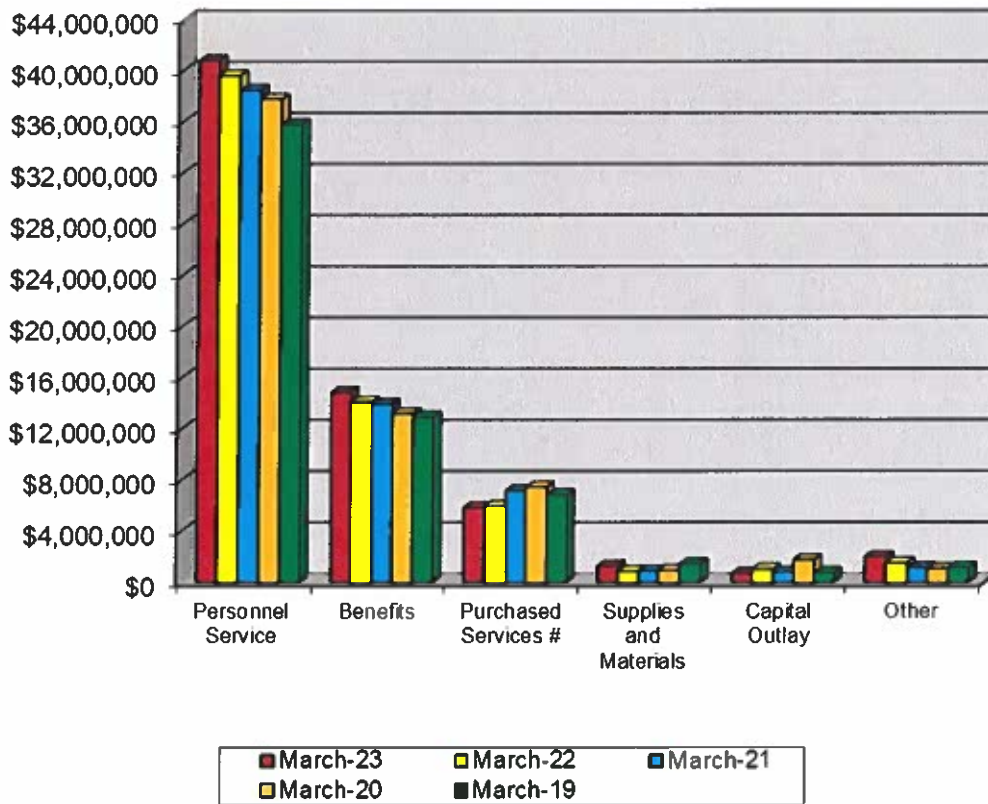
Forecast Funds Summary

March 2023

Expenditures

1. Personnel Services– The costs for personnel services for the School District from the beginning of the fiscal year until March 31, 2023 was \$40,770,428.92. This was an increase of 3.0% above last year at this time. \$4,270,840.53 was spent in March.
2. Benefits – The cost for benefits for the School District from the beginning of the fiscal year until March 31, 2023 was \$14,873,220.48. This was an increase of 5.2% above last year at this time. \$1,597,699.35 was spent in March.
3. Purchased Services – The cost for purchased services for the district from the beginning of the fiscal year until March 31, 2023 total \$5,873,149.46. This was a 1.7% decrease below last year at this time. \$634,074.860 was spent in March.
4. Supplies and Materials – The cost for supplies and materials for the district from the beginning of the fiscal year until March 31, 2023 total \$1,303,048.48. This was a 49.7% increase above last year at this time. \$132,260.47 was spent in March.
5. Capital Outlay – The cost for capital outlay for the district from the beginning of the fiscal year until March 31, 2023 total \$703,886.54. This was a 33.2% decrease below last year at this time. \$6,629.12 was spent in March.
6. Other – The cost of other expenditures excluding transfers for the district was \$2,031,229.66 for the fiscal year until March 31, 2023. This was a 32.3% increase above last year at this time. \$474,906.40 spent in March.


Forecast Fund Expenditures



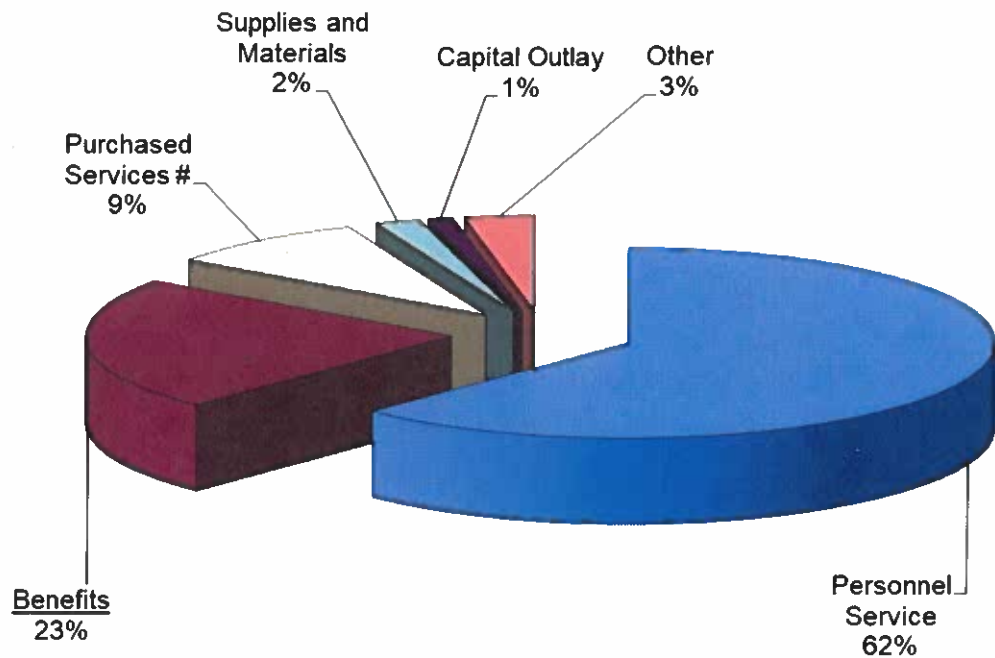
	March-23	March-22	March-21	March-20	March-19	Current Forecast
Personnel Service	\$40,770,429	\$39,599,330	\$38,458,872	\$37,764,580	\$35,785,411	\$54,407,687
Benefits	\$14,873,220	\$14,133,699	\$13,969,987	\$13,233,434	\$12,962,921	\$20,017,838
Purchased Services #	\$5,873,149	\$5,976,873	\$7,190,961	\$7,471,121	\$6,900,523	\$8,756,244
Supplies and Materials	\$1,303,048	\$870,695	\$920,713	\$973,773	\$1,466,019	\$1,925,419
Capital Outlay	\$703,887	\$1,053,715	\$838,415	\$1,788,113	\$774,144	\$1,838,141
Other	\$2,031,230	\$1,535,243	\$1,173,959	\$1,082,738	\$1,173,239	\$1,885,944
Transfers and Adv., Etc.	\$480,680	\$439,213	\$428,544	\$427,757	\$428,000	\$884,131
Other than Debt						
Total	\$66,035,644	\$63,608,766	\$62,981,451	\$62,741,515	\$59,490,256	\$89,715,404

Reduced with Fair School Funding Plan in January 2022

Current Forecast Fund Revenue



Current Forecast Fund Expenditures



March 2023

		Balance
Bank Balance - Regular Account		1,494,649.07
Financial Checks Outstanding	187,748.14	
Workers Comp Outstanding	10,079.05	
Payroll Checks Outstanding	63,519.61	
	261,346.80	1,233,302.27
Huntington/Flex Spending	41,970.62	
Flex O/S Checks	451.49	41,519.13
JPMorgan/Metlife Claims	31,609.65	31,609.65
Westfield Bank	11,577.58	11,577.58
Westfield Bank Sweep	3,239,383.53	3,239,383.53
Investments:		
Redtree Investments	22,729,817.43	
T. Rowe - Collins	294,210.30	
Scudder -Collins	382,186.76	
Scudder - Bushman	6,300.10	
Kanehl Stocks	3,752.36	
Star Ohio (22923)	23,060,513.69	
Multi-Bank Securities	13,875,000.00	
Multi-Bank Money Market	14,383.11	
Fifth Third Securities	8,533,981.90	
Fifth Third Money Market	0.00	
Total	68,900,145.65	73,457,537.81
Adjustments		
Deposits in Transit	654,281.13	
Expenses not posted	0.00	
Total	654,281.13	74,111,818.94
MCSD Balance		74,111,818.94
Difference Between Bank vs. Book		0.00

Medina City School District
Sales Tax Update

Date	Sales Tax Description	Receipts	Expenditures	Balance
July 1, 2021	Beginning Balance (071) Sales Tax and (002-9012) Bond			\$3,208,431.53
July	Sales Tax Distribution	\$932,876.04		\$4,141,307.57
	Roof Replacement Evaluation and Design		\$6,954.25	\$4,134,353.32
	Field Assessment and Preliminary Design - Parking		\$16,763.32	\$4,117,590.00
	Blake Carpet and Tile Replacement		\$8,655.37	\$4,108,934.63
	Roof Replacement - Central Office		\$72,033.30	\$4,036,901.33
	Roofing Project 2022		\$281,404.35	\$3,755,496.98
	Fleet Master Lease Agreement		\$16,481.88	\$3,739,015.10
August	Root Driveway and Culverts		\$5,264.00	\$3,733,751.10
	Heritage Concrete Sidewalk Replacement		\$3,000.00	\$3,730,751.10
	Roof Replacement Evaluation and Design		\$6,954.25	\$3,723,796.85
	Field Assessment and Preliminary Design - Parking		\$12,176.65	\$3,711,620.20
	Evolve Windows		\$2,882.00	\$3,708,738.20
	Paving Summer 2022		\$771,088.26	\$2,937,649.94
	MHS Fireproofing Patching		\$76,800.00	\$2,860,849.94
	Roofing Project 2022		\$234,103.50	\$2,626,746.44
	Fleet Master Lease Agreement		\$8,669.71	\$2,618,076.73
September	Heritage Concrete Sidewalk Replacement		\$15,750.00	\$2,602,326.73
	Canavan and Garfield Restroom Partitions		\$14,353.00	\$2,587,973.73
	Roofing Project 2022		\$82,126.30	\$2,505,847.43
	Fleet Master Lease Agreement		\$4,272.92	\$2,501,574.51
	Root and Canavan Camera Refund of Prior Year Exp	\$96,337.76		\$2,597,912.27
October	Sales Tax Distribution	\$1,116,969.77		\$3,714,882.04
	Desks/Chairs Fenn, Evolve, Claggett		\$58,466.50	\$3,656,415.54
	Arc Drive Air Handler Motor MHS		\$9,810.00	\$3,646,605.54
	Digital Message Center Fenn	\$8,621.51		\$3,655,227.05
	Roofing Project 2022		\$4,936.15	\$3,650,290.90
	Blade Wing Extension for Snow Plow		\$1,190.00	\$3,649,100.90
	Boiler Tubes Claggett		\$53,013.18	\$3,596,087.72
	Fleet Master Lease Agreement		\$4,431.88	\$3,591,655.84
November	Roof Replacement Evaluation and Design		\$10,849.65	\$3,580,806.19
	Field Assessment and Preliminary Design - Parking		\$3,614.20	\$3,577,191.99
	Tables and Benches-Operations Building		\$15,130.97	\$3,562,061.02
	Fleet Master Lease Agreement		\$6,310.75	\$3,555,750.27
	COP's Principal and Interest		\$1,349,568.75	\$2,206,181.52
December	Field Assessment and Preliminary Design - Parking		\$7,365.15	\$2,198,816.37
	Claggett Music Room		\$3,909.00	\$2,194,907.37
	Digital Message Center Fenn		\$12,932.27	\$2,181,975.10
	Roof Project 2022		\$13,503.70	\$2,168,471.40
	Paving Summer 2022		\$77,156.93	\$2,091,314.47
	Fleet Master Lease Agreement		\$8,432.75	\$2,082,881.72
January	Sales Tax Distribution	\$1,097,617.66		\$3,180,499.38
	Window Sash Replacement		\$1,776.46	\$3,178,722.92
	Roof Project 2022		\$43,861.40	\$3,134,861.52
	Fleet Master Lease Agreement		\$8,410.93	\$3,126,450.59
February	Fleet Master Lease Agreement		\$8,410.93	\$3,118,039.66
March	Elevator Repair MHS		\$62,083.00	\$3,055,956.66
	Elevator Power Unit Replacement		\$13,963.00	\$3,041,993.66
	Fleet Master Lease Agreement		\$8,410.93	\$3,033,582.73
	Fiscal Year Totals	\$3,252,422.74	\$3,427,271.54	

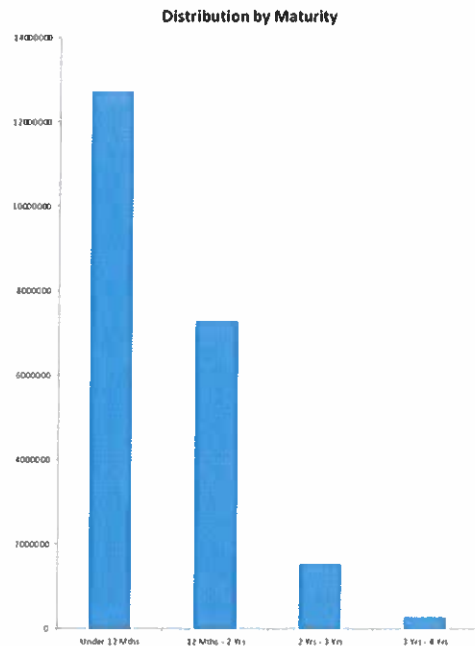
Medina City School District
Recreation Center Update

Date	Description	District Revenue	District Expenses	City Reimbursements	Total Balance
July 1, 2022	Beginning Balance (003-9001)				\$ 169,189.30
July	Field Assessment and Preliminary Design - Parking		\$700.00		\$ 168,489.30
	Removal of Window and Convert to Door		\$6,053.54		\$ 162,435.76
	Roberts Roofing			\$29,025.00	\$ 191,460.76
August	Field Assessment and Preliminary Design - Parking		\$3,943.95		\$ 187,516.81
	Paving Summer 2022 Project		\$79,172.29		\$ 108,344.52
September	Removal of Window and Convert to Door			\$6,053.54	\$ 114,398.06
	Pool Pump and Repair to Motor		\$4,784.60		\$ 109,613.46
	Field Assessment and Preliminary Design - Parking		\$425.74		\$ 109,187.72
	Roberts Roofing		\$2,232.00		\$ 106,955.72
October	Transfer from 001	\$10,000.00			\$ 116,955.72
	Pool Pump and Repair to Motor			\$2,392.30	\$ 119,348.02
	Paving Summer 2022 Project			\$39,586.14	\$ 158,934.16
November	Main Entrance - Flooring		\$15,678.48		\$ 143,255.68
	Roberts Roofing			\$1,116.00	\$ 144,371.68
December	Field Assessment and Preliminary Design - Parking			\$4,934.84	\$ 149,306.52
	Roof Replacement and Evaluation		\$1,385.00		\$ 147,921.52
	Paving Summer 2022 Project		\$8,796.92		\$ 139,124.60
	Main Entrance - Flooring			\$7,839.24	\$ 146,963.84
January	Paving Summer 2022 Project			\$4,398.46	\$ 151,362.30
	Rec Center Roofing		\$17,813.00		\$ 133,549.30
February	Transfer from 001	\$120,000.00			\$ 253,549.30
	Rec Center Roofing			\$8,906.50	\$ 262,455.80
March	Spa Repairs		\$5,988.03		\$ 256,467.77
Total Revenues, Expenditures and Reimbursements		\$ 130,000.00	\$ 146,973.55	\$ 104,252.02	

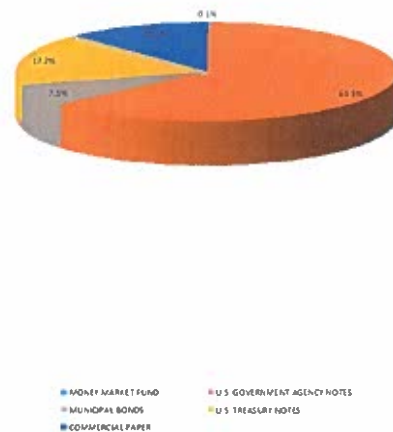
Monthly Investment Summary
Medina City School District
US Bank Custodian Acct Ending x70982
 March 31, 2023

Monthly Cash Flow Activity		Market Value Summary				
From 02-28-23 through 03-31-23		Security Type	Market Value	Pct. Assets	Avg Yield at Cost	Wght Avg Mat
Beginning Book Value	22,692,412.47	Money Market Fund				
Contributions	0.00	MONEY MARKET FUND	14,350.15	0.1	4.67	0.00
Withdrawals	0.00	Fixed Income				
Realized Gains/Losses	305.86	MUNICIPAL BONDS	1,556,173.85	7.1	0.75	1.40
Gross Interest Earnings	37,099.10	U.S. GOVERNMENT AGENCY NOTES	13,841,233.46	63.4	0.42	1.25
Ending Book Value	22,729,817.43	U.S. TREASURY NOTES	3,750,361.91	17.2	0.34	0.62
		Accrued Interest	22,217.60	0.1		
		Commercial Paper				
		COMMERCIAL PAPER	2,640,895.48	12.1	5.24	0.42
		TOTAL PORTFOLIO	21,825,232.45	100.0	1.02	1.05

Maturity Distribution



Security Type Allocation



Disclosures:

RedTree's internal accounting system is used as the source of the market value of this account. Although obtained from a source believed to be reliable, we cannot guarantee its accuracy. You should review all account statements provided by the custodian and compare with the statements provided by RedTree.

Questions? Call 888.596.2293 or email info@redtreeinv.com

Portfolio Holdings Report
Medina City School District
US Bank Custodian Acct Ending x70982
 March 31, 2023

Quantity	Cusip	Security Description	Moody's	S&P	Cost Basis	Market Value	Yield at Cost	Wtd Maturity	Purchase Date
U.S. GOVERNMENT AGENCY NOTES									
1,000,000	3137EAEV7	Federal Home Ln Mtg 0.250% Due 08-24-23	Aaa	AA+	999,630.00	982,231.07	0.26	0.39	10-08-20
500,000	3133EL6J8	Federal Farm Credit Bank 0.220% Due 09-08-23	Aaa	AA+	499,855.00	490,009.33	0.23	0.43	04-08-21
1,000,000	3133EMUF7	Federal Farm Credit Bank 0.220% Due 09-22-23	Aaa	AA+	999,198.00	978,432.77	0.25	0.47	03-22-21
1,000,000	3135G06H1	Federal Natl Mtg Assoc 0.250% Due 11-27-23	Aaa	AA+	998,860.00	971,062.19	0.29	0.64	11-25-20
460,000	3137EAF2	Federal Home Ln Mtg 0.250% Due 12-04-23	Aaa	AA+	459,434.20	446,051.02	0.30	0.66	04-14-21
625,000	3133EMRZ7	Federal Farm Credit Bank 0.250% Due 02-26-24	Aaa	AA+	623,324.16	600,893.60	0.34	0.88	03-09-21
385,000	3133EMRZ7	Federal Farm Credit Bank 0.250% Due 02-26-24	Aaa	AA+	384,110.65	370,150.46	0.33	0.88	03-31-21
1,000,000	3130ALSG0	Federal Home Ln Bank 0.250% Due 03-08-24	Aaa	AA+	998,332.00	958,288.53	0.31	0.92	05-24-21
240,000	3133EMTW2	Federal Farm Credit Bank 0.300% Due 03-18-24	Aaa	AA+	239,805.60	229,820.40	0.33	0.94	04-27-21
1,200,000	3133EMGF3	Federal Farm Credit Bank 0.350% Due 05-16-24	Aaa	AA+	1,197,900.00	1,142,595.11	0.40	1.10	11-19-20
115,000	3130ANMM9	Federal Home Ln Bank 0.540% Due 08-26-24	Aaa	AA+	115,000.00	108,729.07	0.54	1.37	08-26-21
750,000	3130ANX88	Federal Home Ln Bank 0.500% Due 09-27-24	Aaa	AA+	749,775.00	706,724.34	0.51	1.45	09-27-21
1,500,000	3130ALQV9	Federal Home Ln Bank 0.570% Due 09-30-24	Aaa	AA+	1,500,000.00	1,412,133.85	0.57	1.46	03-30-21
500,000	3130ALTH7	Federal Home Ln Bank 0.510% Due 09-30-24	Aaa	AA+	500,000.00	471,116.07	0.51	1.46	03-30-21
415,000	3130AKDS2	Federal Home Ln Bank 0.390% Due 10-28-24	Aaa	AA+	415,402.55	388,578.96	0.36	1.54	02-19-21
1,000,000	3135G06E8	Federal Natl Mtg Assoc 0.420% Due 11-18-24	Aaa	AA+	998,250.00	937,612.52	0.46	1.59	11-18-20
1,200,000	3133EMER9	Federal Farm Credit Bank 0.470% Due 01-27-25	Aaa	AA+	1,198,620.00	1,117,806.70	0.50	1.78	10-29-20
800,000	3134GXDM3	Federal Home Ln Mtg 0.620% Due 12-01-25	Aaa	AA+	799,400.00	729,558.84	0.64	2.59	12-02-20
380,000	3134GXHD9	Federal Home Ln Mtg 0.700% Due 12-23-25	Aaa	AA+	380,000.00	346,720.89	0.70	2.65	12-23-20
500,000	3130AKZ25	Federal Home Ln Bank 0.650% Due 02-26-26	Aaa	AA+	500,000.00	452,717.74	0.65	2.82	02-26-21
Accrued Interest						9,691.78			
					14,556,897.16	13,850,925.24	0.42	1.25	
MUNICIPAL BONDS									
345,000	244721FK7	Defiance CSD, OH GO 4.000% Due 12-01-23	Aa2		376,891.80	342,871.35	1.20	0.64	07-16-20
500,000	677581JA9	State of Ohio, OH REV 0.300% Due 12-15-23	Aa2	AA	500,000.00	484,470.00	0.30	0.69	06-08-21
500,000	677581JB7	State of Ohio, OH REV 0.520% Due 12-15-24	Aa2	AA	500,000.00	467,010.00	0.52	1.66	06-08-21
250,000	668180CW0	Northwestern LSD, OH GO 5.820% Due 12-01-26	Aa2		304,310.00	261,822.50	1.42	3.24	10-12-21
Accrued Interest						10,657.22			
					1,681,201.80	1,566,831.07	0.75	1.40	

Disclosures:

RedTree's internal accounting system is used as the source of the market value of this account. Although obtained from a source believed to be reliable, we cannot guarantee its accuracy. You should review all account statements provided by the custodian and compare with the statements provided by RedTree.

Questions? Call 888.596.2293 or email info@redtreeinv.com

Portfolio Holdings Report
Medina City School District
US Bank Custodian Acct Ending x70982
 March 31, 2023

Quantity	Cusip	Security Description	Moody's	S&P	Cost Basis	Market Value	Yield at Cost	Wtd Maturity	Purchase Date
U.S. TREASURY NOTES									
1,045,000	91282CCK5	US Treasury Note 0.125% Due 06-30-23	Aaa	AA+	1,041,938.47	1,033,626.22	0.27	0.25	06-30-21
810,000	91282CDA6	US Treasury Note 0.250% Due 09-30-23	Aaa	AA+	809,086.59	792,661.14	0.31	0.49	09-30-21
500,000	91282CAW1	US Treasury Note 0.250% Due 11-15-23	Aaa	AA+	497,148.44	486,289.00	0.54	0.61	11-15-21
950,000	91282CBR1	US Treasury Note 0.250% Due 03-15-24	Aaa	AA+	948,033.21	911,332.15	0.33	0.93	08-09-21
550,000	91282CBV2	US Treasury Note 0.375% Due 04-15-24	Aaa	AA+	549,978.52	526,453.40	0.38	1.01	09-20-21
Accrued Interest						1,868.60			
					3,846,185.23	3,752,230.51	0.34	0.62	
COMMERCIAL PAPER									
770,000	89233HTU8	Toyota Motor Credit 0.000% Due 06-28-23	P-1	A-1+	756,767.55	760,408.88	5.00	0.24	02-22-23
710,000	78013WUA6	Royal Bank of Canada (RBC) 0.000% Due 07-10-23	P-1	A-1+	698,935.84	700,035.86	5.18	0.28	03-22-23
220,000	89233HW75	Toyota Motor Credit 0.000% Due 09-07-23	P-1	A-1+	215,079.70	214,987.74	5.08	0.43	03-29-23
1,000,000	89119BYT7	TD USA 0.000% Due 11-27-23	P-1	A-1+	960,400.00	965,463.00	5.50	0.65	03-02-23
					2,631,183.09	2,640,895.48	5.24	0.42	
MONEY MARKET FUND									
USBMMF		First American Treasury Obligations Fund			14,350.15	14,350.15	4.67		
TOTAL PORTFOLIO					22,729,817.43	21,825,232.45	1.02	1.05	

Disclosures:

RedTree's internal accounting system is used as the source of the market value of this account. Although obtained from a source believed to be reliable, we cannot guarantee its accuracy. You should review all account statements provided by the custodian and compare with the statements provided by RedTree.

Questions? Call 888.596.2293 or email info@redtreeinv.com

Monthly Activity Reports
Medina City School District
US Bank Custodian Acct Ending x70982
 From 03-01-23 Through 03-31-23

GROSS INTEREST INCOME

Ex-Date	Pay-Date	Security	Amount
U.S. GOVERNMENT AGENCY NOTES			
03-08-23	03-08-23	Federal Home Ln Bank 0.250% Due 03-08-24	1,250.00
03-08-23	03-08-23	Federal Farm Credit Bank 0.220% Due 09-08-23	550.00
03-20-23	03-20-23	Federal Farm Credit Bank 0.300% Due 03-18-24	360.00
03-22-23	03-22-23	Federal Farm Credit Bank 0.220% Due 09-22-23	1,100.00
03-27-23	03-27-23	Federal Home Ln Bank 0.500% Due 09-27-24	1,875.00
03-30-23	03-30-23	Federal Home Ln Bank 0.570% Due 09-30-24	4,275.00
03-30-23	03-30-23	Federal Home Ln Bank 0.510% Due 09-30-24	1,275.00
			<hr/> 10,685.00
U.S. TREASURY NOTES			
03-15-23	03-15-23	US Treasury Note 0.250% Due 03-15-24	1,187.50
03-22-23	03-22-23	US Treasury Note 0.125% Due 03-31-23	356.46
03-24-23	03-27-23	US Treasury Note 0.125% Due 04-30-23	106.60
03-31-23	03-31-23	US Treasury Note 0.250% Due 09-30-23	1,012.50
			<hr/> 2,663.06
COMMERCIAL PAPER			
03-02-23	03-02-23	TD USA 0.000% Due 03-22-23	22,631.00
MONEY MARKET FUND			
03-01-23	03-01-23	First American Treasury Obligations Fund	576.89
03-10-23	03-10-23	First American Treasury Obligations Fund	543.15
			<hr/> 1,120.04
GROSS INCOME			<hr/> 37,099.10

Disclosures:

RedTree's internal accounting system is used as the source of the market value of this account. Although obtained from a source believed to be reliable, we cannot guarantee its accuracy. You should review all account statements provided by the custodian and compare with the statements provided by RedTree.

Questions? Call 888.596.2293 or email info@redtreeinv.com

Purchase and Sale
Medina City School District
US Bank Custodian Acct Ending x70982
 From 03-01-23 Through 03-31-23

Trade Date	Settle Date	Quantity	Security	Unit Price	Amount
PURCHASES					
03-22-2023	03-22-2023	710,000	Royal Bank of Canada (RBC) 0.000% Due 07-10-23	98.44	698,935.84
03-02-2023	03-02-2023	1,000,000	TD USA 0.000% Due 11-27-23	96.04	960,400.00
03-29-2023	03-29-2023	220,000	Toyota Motor Credit 0.000% Due 09-07-23	97.76	215,079.70
					1,874,415.54
SALES					
03-02-2023	03-02-2023	1,050,000	TD USA 0.000% Due 03-22-23	99.74	1,047,305.00
03-22-2023	03-22-2023	600,000	US Treasury Note 0.125% Due 03-31-23	99.90	599,390.63
03-24-2023	03-27-2023	210,000	US Treasury Note 0.125% Due 04-30-23	99.59	209,138.67
					1,855,834.30

Disclosures:

RedTree's internal accounting system is used as the source of the market value of this account. Although obtained from a source believed to be reliable, we cannot guarantee its accuracy. You should review all account statements provided by the custodian and compare with the statements provided by RedTree.

Questions? Call 888.596.2293 or email info@redtreeinv.com

Realized Gains/Losses
Medina City School District
US Bank Custodian Acct Ending x70982
 From 03-01-23 Through 03-31-23

Open Date	Close Date	Quantity	Security	Cost Basis	Proceeds	Gain Or Loss	
						Short Term	Long Term
06-22-2021	03-22-2023	600,000	US Treasury Note 0.125% Due 03-31-23	599,109.38	599,390.63		281.25
11-24-2021	03-27-2023	210,000	US Treasury Note 0.125% Due 04-30-23	209,114.06	209,138.67		24.61
TOTAL GAINS						0.00	305.86
TOTAL LOSSES						0.00	0.00
TOTAL REALIZED GAIN/LOSS						0.00	305.86

Disclosures:

RedTree's internal accounting system is used as the source of the market value of this account. Although obtained from a source believed to be reliable, we cannot guarantee its accuracy. You should review all account statements provided by the custodian and compare with the statements provided by RedTree.

Questions? Call 888.596.2293 or email info@redtreeinv.com

ENV# CEBNRFPRBBMJTRL_BBBBB
FIFTH THIRD SECURITIES, INC.
MD 1M0B2A
5050 KINGSLEY DRIVE
CINCINNATI, OH 45263

MEDINA CITY SCHOOLS
DAVID CHAMBERS
739 WEYMOUTH RD
MEDINA OH 44256



STATEMENT FOR THE PERIOD MARCH 1, 2023 TO MARCH 31, 2023

MEDINA CITY SCHOOLS - Corporation
Account Number: [REDACTED]

By the courtesy of:
Carter & Savage

For questions about your accounts:
In-State: 614 744 5496
National: 888 889 1025

TOTAL VALUE OF YOUR PORTFOLIO **\$7,954,174.45**

FOR YOUR INFORMATION

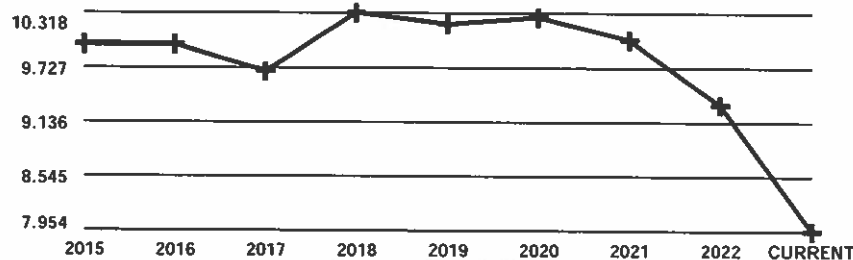
Fifth Third Securities, Inc. Investments offered through Fifth Third Securities, Inc., member FINRA/SIPC

Fifth Third Securities, Inc.

MN_CEBNRFPRBBMJTRL_BBBBB 20230331

CHANGE IN VALUE OF YOUR PORTFOLIO

\$ millions



Change In Value Of Your Portfolio information can be found in Miscellaneous Footnotes at the end of this statement.

Account carried with National Financial Services LLC. Member
NYSE, SIPC

Statement for the Period March 1, 2023 to March 31, 2023

MEDINA CITY SCHOOLS - Corporation
Account Number: [REDACTED]



Account Overview

CHANGE IN ACCOUNT VALUE	Current Period	Year-to-Date
BEGINNING VALUE	\$7,810,490.66	\$9,329,696.10
Additions and Withdrawals	(\$3,862.87)	(\$1,527,035.92)
Misc. & Corporate Actions	\$0.00	\$0.00
Income	\$3,862.87	\$25,542.47
Taxes, Fees and Expenses	\$0.00	\$0.00
Change in Value	\$143,683.79	\$125,971.80
ENDING VALUE (AS OF 03/31/23)	\$7,954,174.45	\$7,954,174.45

Refer to Miscellaneous Footnotes for more information on Change in Value.

INCOME	Current Period	Year-to-Date
TAXABLE		
Taxable Dividends	\$10.56	\$3,640.78
Taxable Interest	\$3,852.31	\$21,901.69
TOTAL TAXABLE	\$3,862.87	\$25,542.47
TOTAL INCOME	\$3,862.87	\$25,542.47

Taxable income is determined based on information available to NFS at the time the statement was prepared, and is subject to change. Final information on taxation of interest and dividends is available on Form 1099-Div, which is mailed in February of the subsequent year.

REALIZED GAIN (LOSS)	Current Period	Year-to-Date
Short Term Gain	\$0.00	\$0.00
Short Term Loss	\$0.00	\$0.00
Disallowed Short Term Loss	\$0.00	\$0.00
TOTAL SHORT TERM GAIN (LOSS)	\$0.00	\$0.00

ACCOUNT ALLOCATION



	Percent	Prior Period	Current Period
CDs	17.7 %	\$1,411,676.06	\$1,415,384.75
Municipal Bonds	24.2	\$1,884,270.10	\$1,921,184.70
U.S. Treasury / Agency Sec.	58.1	\$4,514,544.50	\$4,617,605.00
TOTAL	100.0 %	\$7,810,490.66	\$7,954,174.45

Account Allocation shows the percentage that each asset class represents of your total account value. Account Allocation for equities, fixed income, and other categories may include mutual funds and may be net of short positions. NFS has made assumptions concerning how certain mutual funds are allocated. Closed-end mutual funds and Exchange Traded Products (ETPs) listed on an exchange may be included in the equity allocation. The chart may not reflect your actual portfolio allocation. Consult your broker/dealer prior to making investment decisions.

Statement for the Period March 1, 2023 to March 31, 2023

MEDINA CITY SCHOOLS - Corporation
Account Number: [REDACTED]



Account Overview *continued*

REALIZED GAIN (LOSS) <i>continued</i>	<i>Current Period</i>	<i>Year-to-Date</i>
Long Term Gain	\$0.00	\$0.00
Long Term Loss	\$0.00	\$8,786.25
Disallowed Long Term Loss	\$0.00	\$0.00
TOTAL LONG TERM GAIN (LOSS)	\$0.00	(\$8,786.25)

NFS-provided cost basis, realized gain (loss) and holding period information may not reflect all adjustments necessary for your tax reporting purposes. Please refer to Footnotes and Cost Basis Information at the end of this statement for more information.

MESSAGES AND ALERTS

Customers wishing to learn more about their investment professional can contact the FINRA BrokerCheck Hotline Number at 1-800-289-9999 or visit the FINRA Regulation website www.finra.org. Customers can also obtain an investor brochure that includes information describing the FINRA BrokerCheck program by contacting Brokerage Operations 1-888-889-1025.

Please note that the FDIC insured deposit at Fifth Third Bank under the Fifth Third BD Program is not covered by SIPC. The FDIC insured deposit is eligible for FDIC insurance subject to FDIC coverage limits at the time funds are deposited at Fifth Third Bank. As referenced in the Fifth Third BD Program disclosure document, clients are responsible for monitoring their total assets at Fifth Third Bank to determine the extent of available FDIC coverage.

Fifth Third Securities reminds you to please promptly report any inaccuracies or discrepancies in your account to Brokerage Operations by calling 1-888-889-1025. Please reconfirm any oral communications in writing to your investment professional to further protect your rights under the Securities Investor Protection Act SIPA. Visit [53.com/FTSdisclosure](https://www.53.com/FTSdisclosure) to find important disclosures for retail investors, which includes information on the services our firm offers, fees, costs, and conflicts of interest.

National Financial Services LLC NFS is required by the Securities Exchange Act of 1934 to provide certain financial information from its Statement of Financial Condition. At December 31, 2022, NFS had net capital of \$6,628 million, which was 15.91 percent of aggregate debit items and exceeded its minimum requirement by \$5,795 million. To acquire the Statement of Financial Condition, log on to www.mybrokerageinfo.com. If you wish to obtain a copy of this document at no cost, or have any questions regarding its contents, please call Fidelity at 800-439-5627.

Customers wishing to learn more about how an order is routed or executed should notify their investment professional in writing. Pursuant to SEC rules, customers can request details on the identity of the venue to which their orders were routed for execution. A written report will be furnished upon request. To learn more about how your order is routed online, please visit <https://www.53.com/investments>.

Fifth Third Securities, Inc.

MN_CEBNRFPRBBMJTRL_BBBBB 20230331

Account carried with National Financial Services LLC, Member
NYSE, SIPC

Statement for the Period March 1, 2023 to March 31, 2023

MEDINA CITY SCHOOLS - Corporation

Account Number: [REDACTED]



Holdings

NFS-provided cost basis, realized gain (loss) and holding period information may not reflect all adjustments necessary for tax purposes. Please refer to Footnotes and Cost Basis Information at the end of this statement for more information.

For additional information regarding your holdings, please refer to the footnotes at the end of the statement.

Client Investment - Reflects the amount from share purchases, transfers and conversions that have customer or third party provided cost basis. The amount does not reflect all account activity, including, but not limited to shares acquired via certain corporate actions, gifted/inherited, date of death step-up, or dividend reinvestments. The amount may fluctuate over time based on activity within the account due to buying, transferring or converting additional shares or selling all or part of a security. Transfers or conversions that do not have cost basis will not be reflected in the Client Investment amount. The reflected Client Investment amount does not represent your cost basis reported on IRS Form 1099-B, as it is a separate calculation.

FIXED INCOME - 100.00% of Total Account Value

For an explanation of fixed income pricing, please see the last page. Redemption schedule(s), bond rating(s), and other information are provided where available. If information does not appear regarding a particular investment, it is not available.

Copyright 2022, S&P Global Market Intelligence. Reproduction of any information, data or material, including ratings ("Content") in any form is prohibited except with the prior written permission of the relevant party. Such party, its affiliates and suppliers ("Content Providers") do not guarantee the accuracy, adequacy, completeness, timeliness or availability of any Content and are not responsible for any errors or omissions (negligent or otherwise), regardless of the cause, or for the results obtained from the use of such Content. In no event shall Content Providers be liable for any damages, costs, expenses, legal fees, or losses (including lost income or lost profit and opportunity costs) in connection with any use of the Content. A reference to a particular investment or security, a rating or any observation concerning an investment that is part of the Content is not a recommendation to buy, sell or hold such investment or security, does not address the suitability of an investment or security and should not be relied on as investment advice. Credit ratings are statements of opinions and are not statements of fact.

Moody's® Copyright 2022, Moody's Investors Service, Inc. ("Moody's"). Moody's ratings ("Ratings") are proprietary to Moody's or its affiliates and are protected by copyright and other intellectual property laws. Ratings are licensed to Licensee by Moody's. RATINGS MAY NOT BE COPIED OR OTHERWISE REPRODUCED, REPACKAGED, FURTHER TRANSMITTED, TRANSFERRED, DISSEMINATED, REDISTRIBUTED OR RESOLD, OR STORED FOR SUBSEQUENT USE FOR ANY SUCH PURPOSE, IN WHOLE OR IN PART, IN ANY FORM OR MANNER OR BY ANY MEANS WHATSOEVER, BY ANY PERSON WITHOUT MOODY'S PRIOR WRITTEN CONSENT. Moody's® is a registered trademark.

Description	Symbol/Cusip Account Type	Quantity	Estimated Price on 03/31/23	Estimated Current Market Value	Estimated Annual Income	Original/Adjusted Cost Basis	Unrealized Gain (Loss)
-------------	------------------------------	----------	-----------------------------------	--------------------------------------	----------------------------	---------------------------------	---------------------------

CDs

Certificates of Deposit (CDs), including Market Indexed CDs and Market Linked CDs (collectively, MCDs) are generally shown at estimated market prices based upon a matrix or model pricing method that may not represent the actual price if sold prior to maturity. However, CDs and MCDs may be shown at face value for up to seven calendar days from date of issue if estimated market prices have not been received from a third party pricing vendor. The actual value of CDs and MCDs may be different from their purchase price. CDs and MCDs are subject to interest rate risk. The estimated market price reflected for MCDs may not be based on the actual closing value of the linked market index on the final maturity date and the market value of MCDs may not correspond directly to increases or decreases in the underlying linked market index. You may sell CDs or MCDs in the secondary market subject to market conditions. The secondary market for CDs and MCDs is generally illiquid. If sold prior to maturity, the value of MCDs may be less than the purchase amount or face value. The sale or redemption of any fixed income security prior to maturity may result in a substantial gain or loss, and an early withdrawal penalty may apply. Certain MCDs may only be redeemed on pre-specified liquidation dates and may have call features that allow the issuer to call the MCD prior to maturity. Certain Step Rate CDs are also subject to reinvestment risk if call provisions are exercised by the issuer and if a CD with a comparable rate is not available.

See sales materials or contact your broker/dealer for additional information.

FLAGSTAR BK NATL ASSN HICKSVI CD	649447UHQ	249,000	\$0.9672	\$240,832.80	\$747.00	\$249,000.00	
----------------------------------	-----------	---------	----------	--------------	----------	--------------	--

Fifth Third Securities, Inc.

Account carried with National Financial Services LLC, Member
NYSE, SIPC

MN_CEBNRFPRBBMJTRL_BBBBB 20230331

Statement for the Period March 1, 2023 to March 31, 2023

MEDINA CITY SCHOOLS - Corporation
Account Number: [REDACTED]



FIXED INCOME *continued*

Description	Symbol/Cusip Account Type	Quantity	Estimated Price on 03/31/23	Estimated Current Market Value	Estimated Annual Income	Original/Adjusted Cost Basis	Unrealized Gain (Loss)
FLAGSTAR BK NATL ASSN HICKSVI CD 0.30000% 12/11/2023 FDIC INSURED CPN PMT SEMI-ANNUAL ON JUN 11, DEC 11 Next Interest Payable: 06/11/23 Estimated Yield 0.31% Accrued Interest \$227.17 Average Unit Cost \$1.00 Client Investment \$249,000.00 Adjusted Cost Basis	649447UH0 CASH	<i>continued</i>				\$249,000.00 D	(\$8,167.20)
MORGAN STANLEY BK N A CD 0.35000% 01/08/2024 FDIC INSURED CPN PMT QUARTERLY ON OCT 08, JAN 08, APR 08, JUL 08 Next Interest Payable: 04/08/23 STEP COUPON RESET FREQUENCY TERM MODE NEXT RESET 07/08/2023 @ 0.50000 Estimated Yield 0.36% Accrued Interest \$195.79 Average Unit Cost \$1.00 Client Investment \$249,000.00 Adjusted Cost Basis	61765QQ28 CASH	249,000	\$0.96465	\$240,197.85	\$871.50	\$249,000.00 D	(\$8,802.15)
CFBANK FAIRLAWN OH CD 2.80000% 03/15/2024 FDIC INSURED CPN PMT MONTHLY Next Interest Payable: 04/15/23 Estimated Yield 2.85% Accrued Interest \$306.47 Average Unit Cost \$1.00 Client Investment \$235,000.00 Adjusted Cost Basis	15721UCY3 CASH	235,000	\$0.97839	\$229,921.65	\$6,580.00	\$235,000.00 D	(\$5,078.35)
FIRST ST BK BUXTON ND CD 2.40000% 05/30/2024 FDIC INSURED CPN PMT MONTHLY Next Interest Payable: 04/30/23 Estimated Yield 2.47% Accrued Interest \$32.22	31860PAL2 CASH	245,000	\$0.96967	\$237,569.15	\$5,880.00	\$245,000.00	

Fifth Third Securities, Inc.

Account carried with National Financial Services LLC. Member
NYSE, SIPC

MN_CEBNRFPRBBMJTRL_BBBBB 20230331

Statement for the Period March 1, 2023 to March 31, 2023

MEDINA CITY SCHOOLS - Corporation
Account Number: [REDACTED]



FIXED INCOME *continued*

Description	Symbol/Cusip Account Type	Quantity	Estimated Price on 03/31/23	Estimated Current Market Value	Estimated Annual Income	Original/Adjusted Cost Basis	Unrealized Gain (Loss)
FIRST ST BK BUXTON ND CD 2.40000%	31860PAL2	<i>continued</i>					
Average Unit Cost \$1.00							
Client Investment \$245,000.00							
Adjusted Cost Basis						\$245,000.00 D	(\$7,430.85)
STATE BK REESEVILLE WIS CD 2.25000%	856487AX1	240,000	\$0.96606	\$231,854.40	\$5,400.00	\$240,000.00	
06/28/2024 FDIC INSURED	CASH						
CPN PMT MONTHLY							
Next Interest Payable: 04/28/23							
Estimated Yield 2.32%							
Accrued Interest \$59.18							
Average Unit Cost \$1.00							
Client Investment \$240,000.00							
Adjusted Cost Basis						\$240,000.00 D	(\$8,145.60)
RAYMOND JAMES BK NATL ASSN CD 2.00000%	75472RAE1	245,000	\$0.95922	\$235,008.90	\$4,900.00	\$245,000.00	
08/23/2024 FDIC INSURED	CASH						
CPN PMT SEMI-ANNUAL							
ON FEB 23, AUG 23							
Next Interest Payable: 08/23/23							
Estimated Yield 2.08%							
Accrued Interest \$496.71							
Average Unit Cost \$1.00							
Client Investment \$245,000.00							
Adjusted Cost Basis						\$245,000.00 D	(\$9,991.10)
Total CDs		1,463,000		\$1,415,384.75	\$24,378.50	\$1,463,000.00	(\$47,615.25)
Municipal Bonds							
COLUMBUS OHIO ST CMNTY COLLEGE 00.56700%	19954VAJ6	460,000	\$93.307	\$429,212.20	\$2,608.20	\$453,645.40	
12/01/2024 TAXABLE FACS CONSTR IMPT GO	CASH						
UNLTD TAX BDS SER. 2020 B							
UNLIMITED GEN OBLIG							
MOODY'S Aa1 /S&P AA							
CPN PMT SEMI-ANNUAL							
ON JUN 01, DEC 01							
Next Interest Payable: 06/01/23							
Accrued Interest \$869.40							
Average Unit Cost \$98.62							
Client Investment \$453,645.40							
Adjusted Cost Basis						\$453,645.40 D	(\$24,433.20)

Fifth Third Securities, Inc.

Account carried with National Financial Services LLC. Member
NYSE, SIPC

MN_CEBNRFPRBBMJTRL_BBBBB 20230331

Statement for the Period March 1, 2023 to March 31, 2023

MEDINA CITY SCHOOLS - Corporation
Account Number: [REDACTED]



FIXED INCOME *continued*

Description	Symbol/Cusip Account Type	Quantity	Estimated Price on 03/31/23	Estimated Current Market Value	Estimated Annual Income	Original/Adjusted Cost Basis	Unrealized Gain (Loss)
COLUMBUS OHIO ST CMNTY COLLEGE 00.56700%	19954VAJ6	<i>continued</i>					
Unrealized Market Discount Income	\$575.01 Q						
CENTERVILLE OHIO CITY SCH DIST 00.81900%	152239JX8	250.000	\$91.109	\$227,772.50	\$2,047.50	\$250,772.50	
12/01/2025 TAXABLE UNLTD TAX GO IMPT REF	CASH						
BDS SER. 2020							
UNLIMITED GEN OBLIG							
MOODY'S Aa1							
CPN PMT SEMI-ANNUAL							
ON DEC 01, JUN 01							
Next Interest Payable: 06/01/23							
Accrued Interest \$682.50							
Average Unit Cost \$100.18							
Client Investment \$250,772.50							
Adjusted Cost Basis						\$250,454.25 D	(\$22,681.75)
FRANKLIN CNTY OHIO TAXABLE GO LTD TAX	3531727W3	1,400.000	\$90.30	\$1,264,200.00	\$11,900.00	\$1,400,000.00	
00.85000% 06/01/2026 VAR PURP REF BDS	CASH						
SER. 2021 B							
LIMITED GEN OBLIG							
MOODY'S Aaa /S&P AAA							
CPN PMT SEMI-ANNUAL							
ON DEC 01, JUN 01							
Next Interest Payable: 06/01/23							
Accrued Interest \$3966.67							
Average Unit Cost \$100.00							
Client Investment \$1,400,000.00							
Adjusted Cost Basis						\$1,400,000.00 D	(\$135,800.00)
Total Municipal Bonds		2,110,000		\$1,921,184.70	\$16,555.70	\$2,104,099.65	(\$182,914.95)
U.S. Treasury / Agency Securities							
FEDERAL NATL MTG ASSN NOTE 0.42000%	3135G06E8	275.000	\$93.80	\$257,950.00	\$1,155.00	\$274,835.00	
11/18/2024	CASH						
MOODY'S Aaa /S&P AA+							
CPN PMT SEMI-ANNUAL							
ON MAY 18, NOV 18							
Next Interest Payable: 05/18/23							
CALLABLE ON 05/18/2023 @ 100.0000							
Accrued Interest \$426.71							
Average Unit Cost \$99.94							

Fifth Third Securities, Inc.

Account carried with National Financial Services LLC, Member
NYSE, SIPC

MN _CEBNRFRBBM/TRL_BBBBB 20230331

Statement for the Period March 1, 2023 to March 31, 2023

MEDINA CITY SCHOOLS - Corporation
Account Number: [REDACTED]



FIXED INCOME *continued*

Description	Symbol/Cusip Account Type	Quantity	Estimated Price on 03/31/23	Estimated Current Market Value	Estimated Annual Income	Original/Adjusted Cost Basis	Unrealized Gain (Loss)
FEDERAL NATL MTG ASSN NOTE 0.42000%	3135G06E8	<i>continued</i>					
Client Investment						\$274,835.00	
Adjusted Cost Basis							
FEDERAL HOME LOAN BA SER HR-9025	3130AQRN5	1,000,000	\$95.601	\$956,010.00	\$11,500.00	\$994,230.00	
1.15000% 02/18/2025	CASH						
MOODY'S Aaa /S&P AA+							
CPN PMT SEMI-ANNUAL							
ON AUG 18, FEB 18							
Next Interest Payable: 08/18/23							
CALLABLE ON 05/18/2023 @ 100.0000							
STEP COUPON							
RESET FREQUENCY TERM MODE							
NEXT RESET 08/18/2023 @ 2.15000							
Accrued Interest \$1373.61							
Average Unit Cost \$99.42							
Client Investment \$994,230.00							
Adjusted Cost Basis							
						\$994,230.00	D (\$16,885.00)
FEDERAL FARM CR BKS BOND 0.53000%	3133EMFC1	1,000,000	\$92.147	\$921,470.00	\$5,300.00	\$998,500.00	
07/29/2025	CASH						
MOODY'S Aaa /S&P AA+							
CPN PMT SEMI-ANNUAL							
ON JAN 29, JUL 29							
Next Interest Payable: 07/29/23							
CONTINUOUSLY CALLABLE FROM 10/29/2021							
CALLABLE ON 04/06/2023 @ 100.0000							
Accrued Interest \$912.78							
Average Unit Cost \$99.85							
Client Investment \$998,500.00							
Adjusted Cost Basis							
						\$998,500.00	D (\$77,030.00)
FEDERAL FARM CR BKS BOND 0.61000%	3133EL4W1	1,000,000	\$92.13	\$921,300.00	\$6,100.00	\$1,000,000.00	
08/25/2025	CASH						
MOODY'S Aaa /S&P AA+							
CPN PMT SEMI-ANNUAL							
ON FEB 25, AUG 25							
Next Interest Payable: 08/25/23							
CONTINUOUSLY CALLABLE FROM 02/25/2021							
CALLABLE ON 04/06/2023 @ 100.0000							
Accrued Interest \$610.00							

Fifth Third Securities, Inc.

Account carried with National Financial Services LLC. Member
NYSE, SIPC

MN_CEBNRFPRBBMJTRL_BBBBB 20230331

Statement for the Period March 1, 2023 to March 31, 2023

MEDINA CITY SCHOOLS - Corporation
Account Number: [REDACTED]



FIXED INCOME *continued*

Description	Symbol/Cusip Account Type	Quantity	Estimated Price on 03/31/23	Estimated Current Market Value	Estimated Annual Income	Original/Adjusted Cost Basis	Unrealized Gain (Loss)
FEDERAL FARM CR BKS BOND 0.61000%	3133EL4W1	continued					
Average Unit Cost							
Client Investment							
Adjusted Cost Basis						\$1,000,000.00 D	(\$78,700.00)
FEDERAL HOME LOAN BA SER L7-2026	3130ALVT8	1,000,000	\$92.44	\$924,400.00	\$5,000.00	\$1,000,000.00	
0.50000% 04/14/2026	CASH						
MOODY'S Aaa /S&P AA+							
CPN PMT SEMI-ANNUAL							
ON OCT 14, APR 14							
Next Interest Payable: 04/14/23							
CALLABLE ON 04/14/2023 @ 100.0000							
STEP COUPON							
RESET FREQUENCY TERM MODE							
NEXT RESET 04/14/2023							
Accrued Interest							
Average Unit Cost							
Client Investment							
Adjusted Cost Basis						\$1,000,000.00 D	(\$75,600.00)
FEDERAL HOME LOAN BA SER TX-9026	3130ANZM5	700,000	\$90.925	\$636,475.00	\$5,250.00	\$698,999.00	
0.75000% 09/30/2026	CASH						
MOODY'S Aaa /S&P AA+							
CPN PMT SEMI-ANNUAL							
ON MAR 30, SEP 30							
Next Interest Payable: 09/30/23							
CALLABLE ON 06/30/2023 @ 100.0000							
STEP COUPON							
RESET FREQUENCY TERM MODE							
NEXT RESET 09/30/2023 @ 0.85000							
Average Unit Cost							
Client Investment							
Adjusted Cost Basis						\$698,999.00 D	(\$62,524.00)
Total U.S. Treasury / Agency Securities		4,975,000		\$4,617,605.00	\$34,305.00	\$4,966,564.00	(\$348,959.00)
Total Fixed Income		8,548,000		\$7,954,174.45	\$75,239.20	\$8,533,663.65	(\$579,489.20)
Total Fixed Income Client Investment	\$8,533,981.90						
Total Securities				\$7,954,174.45	\$75,239.20	\$8,533,663.65	(\$579,489.20)

Fifth Third Securities, Inc.

Account carried with National Financial Services LLC, Member
NYSE, SIPC

MN_CEBNRFPRBBMJTRL_BBBBB 20230331

Statement for the Period March 1, 2023 to March 31, 2023

MEDINA CITY SCHOOLS - Corporation
Account Number: [REDACTED]



HOLDINGS > *continued*

TOTAL PORTFOLIO VALUE		\$7,954,174.45	\$75,239.20	\$8,533,663.65	(\$579,489.20)
TOTAL CLIENT INVESTMENT	\$8,533,981.90				

Activity

NFS-provided cost basis, realized gain (loss) and holding period information may not reflect all adjustments necessary for tax purposes. Please refer to Footnotes and Cost Basis Information at the end of this statement for more information.

CORE FUND ACTIVITY

For more information about the operation of your core account, please refer to your Customer Agreement.

Settlement Date	Account Type	Transaction	Description	Quantity	Amount
03/01/23	CASH	YOU BOUGHT	FEDERATED HERMES GOVT OBLIGATIONS IS @ 1	10.56	(\$10.56)
03/15/23	CASH	YOU BOUGHT	FEDERATED HERMES GOVT OBLIGATIONS IS @ 1	504.77	(\$504.77)
03/28/23	CASH	YOU BOUGHT	FEDERATED HERMES GOVT OBLIGATIONS IS @ 1	414.25	(\$414.25)
03/30/23	CASH	YOU BOUGHT	FEDERATED HERMES GOVT OBLIGATIONS IS @ 1	2,933.29	(\$2,933.29)
03/31/23	CASH	YOU SOLD	FEDERATED HERMES GOVT OBLIGATIONS IS @ 1	(3,862.87)	\$3,862.87
TOTAL CORE FUND ACTIVITY					\$0.00

Fifth Third Securities, Inc.

MN_CEBNRFPRBBMJTRL_BBBBB 20230331

Account carried with National Financial Services LLC. Member NYSE, SIPC

Statement for the Period March 1, 2023 to March 31, 2023

MEDINA CITY SCHOOLS - Corporation
Account Number: [REDACTED]



ACTIVITY > ADDITIONS AND WITHDRAWALS > OTHER ADDITIONS AND WITHDRAWALS

Date	Account Type	Transaction	Description	Quantity	Amount
Other Additions and Withdrawals					
03/31/23	CASH	WIRE TRANS TO BANK	WD68937523 THE HUNTINGTON NATIONAL BANK [REDACTED]		(\$3,862.87)
Total Other Additions and Withdrawals					(\$3,862.87)
TOTAL ADDITIONS AND WITHDRAWALS					(\$3,862.87)

ACTIVITY > INCOME > TAXABLE INCOME

Settlement Date	Account Type	Transaction	Description	Quantity	Amount
Taxable Dividends					
02/28/23	CASH	DIVIDEND RECEIVED	FEDERATED HERMES GOVT OBLIGATIONS IS DIVIDEND RECEIVED		\$10.56
Total Taxable Dividends					\$10.56
Taxable Interest					
03/15/23	CASH	INTEREST	CFBANK FAIRLAWN OH CD 2.80000% 03/15/2024		\$504.77
03/28/23	CASH	INTEREST	STATE BK REESEVILLE WIS CD 2.25000% 06/28/2024		\$414.25
03/30/23	CASH	INTEREST	FEDERAL HOME LOAN BA SER TX-9026 0.70000% 09/30/2026		\$2,450.00
03/30/23	CASH	INTEREST	FIRST ST BK BUXTON ND CD 2.40000% 05/30/2024		\$483.29
Total Taxable Interest					\$3,852.31
Total Taxable Income					\$3,862.87

Fifth Third Securities, Inc.

MN_CEBNRFPRBBMJTRL_BBBBB 20230331

Account carried with National Financial Services LLC. Member
NYSE, SIPC

Brokerage

Account Statement

March 1, 2023 - March 31, 2023

Account Number: [REDACTED]

MEDINA CITY SCHOOLS
739 WEYMOUTH RD
MEDINA OH 44256-2037

Portfolio at a Glance

	This Period
BEGINNING ACCOUNT VALUE	\$13,562,222.42
Deposits (Cash & Securities)	1,483,000.00
Withdrawals (Cash & Securities)	-1,608,801.25
Dividends, Interest and Other Income	24,942.00
Net Change in Portfolio¹	47,717.17
ENDING ACCOUNT VALUE	\$13,509,080.34
Estimated Annual Income	\$266,000.00

¹ Net Change in Portfolio is the difference between the ending account value and beginning account value after activity.

Asset Summary

Percent	Asset Type	Last Period	This Period
1%	Cash, Money Funds, and Bank Deposits	10,242.36	14,383.11
99%	Fixed Income	13,551,980.06	13,494,697.23
100%	Account Total	\$13,562,222.42	\$13,509,080.34

Please review your allocation periodically with your Account Executive.

Client Service Information

Your Account Executive: **ATT**
ANDREW CARDINALI

Contact Information
E-Mail: customerservice@mbssecurities.com

Client Service Information
Service Hours: Weekdays 09:00 a.m. - 05:00 p.m. (EST)
Client Service Telephone Number: (800) 967-9045
Web Site: WWW.MBSSECURITIES.COM



Your Account Information

INVESTMENT OBJECTIVE

Investment Objective: NONE SPECIFIED

Please discuss your investment objective with your Account Executive.

TAX LOT DEFAULT DISPOSITION METHOD

Default Method for Mutual Funds:

First In First Out

Default Method for Stocks in a Dividend Reinvestment Plan:

First In First Out

Default Method for all Other Securities:

First In First Out

BOND AMORTIZATION ELECTIONS

Amortize premium on taxable bonds based on Constant Yield Method: Yes

Accrual market discount method for all other bond types:

Constant Yield Method

Include market discount in income annually:

No

ELECTRONIC DELIVERY

Your electronic delivery selections for account communications are listed below:

Electronic Delivery

Enrollment Communication

- ☒ Statements and Reports
- ☒ Trade Confirmations
- ☒ Tax Documents
- ☒ Notifications
- ☒ Prospectus
- ☒ Proxy/Shareholder Communications

You have not enrolled any of the above documents for electronic delivery. Please log in to your account or contact your Account Executive to make any changes to your electronic delivery preferences.

Income and Expense Summary

	Current Period		Year-to-Date	
	Taxable	Non Taxable	Taxable	Non Taxable
Interest Income				
Bond Interest	24,942.00	0.00	59,561.46	0.00
Total Income	\$24,942.00	\$0.00	\$59,561.46	\$0.00

Accrued Interest Summary

	Current Period		Year-to-Date	
	Taxable	Non Taxable	Taxable	Non Taxable
Accrued Interest Received				
Certificates of Deposit	0.00	0.00	2,920.82	0.00
Total Accrued Interest Received	\$0.00	\$0.00	\$2,920.82	\$0.00



March 1, 2023 - March 31, 2023
MEDINA CITY SCHOOLS

Portfolio Holdings

Description	Quantity	Opening Balance	Closing Balance	Accrued Income	30-Day Yield
CASH, MONEY FUNDS AND BANK DEPOSITS 1.00% of Portfolio					
Cash Balance		10,242.36	14,383.11		
TOTAL CASH, MONEY FUNDS AND BANK DEPOSITS		\$10,242.36	\$14,383.11	\$0.00	

Description	Quantity	Market Price	Market Value	Accrued Interest	Estimated Annual Income	Estimated Yield
FIXED INCOME 99.00% of Portfolio (In Maturity Date Sequence)						
Certificates of Deposit						
WEBBANK SALT LAKE CITY UTAH CTF DEP 0.200% 05/01/23 B/E DTD 04/30/21 ACT/365 CALLABLE Security Identifier: 947547MS1	246,000.0000	99.6010	245,018.46	204.89	492.00	0.20%
M Y SAFRA BK FSB NEW YORK N Y CTF DEP 0.250% 05/26/23 B/E DTD 11/27/20 ACT/365 CALLABLE Security Identifier: 55406JBL5	248,000.0000	99.2740	246,199.52	210.63	620.00	0.25%
HINGHAM INSTN SVGS MASS CTF DEP 0.200% 06/28/23 B/E DTD 06/28/21 ACT/365 1ST CPN DTE 12/28/21 Security Identifier: 433323EA6	248,000.0000	98.8210	245,076.08	126.38	496.00	0.20%
WEX BK MIDVALE UTAH CTF DEP 0.250% 06/30/23 B/E DTD 06/30/21 ACT/365 1ST CPN DTE 12/30/21 Security Identifier: 92937CKM9	248,000.0000	98.8060	245,038.88	154.58	620.00	0.25%
INDUSTRIAL & COML BK CHINA USA NATL ASSN N Y 0.250% 07/21/23 B/E DTD 07/22/21 ACT/365 Security Identifier: 45581ECL3	246,000.0000	98.5350	242,396.10	114.58	615.00	0.25%
GOLDMAN SACHS BK USA NEW YORK CTF DEP 0.250% 08/07/23 DTD 05/05/21 ACT/365 CALLABLE 04/05/23 Security Identifier: 38149MWB5	246,000.0000	98.3330	241,899.18	43.81	615.00	0.25%
LIVE OAK BKG CO WILMINGTON N C CTF DEP 1.600% 09/06/23 DTD 03/06/20 ACT/365 Security Identifier: 538036KB9	147,000.0000	98.5340	144,844.98	193.32	2,352.00	1.62%
SYNCHRONY BK RETAIL CTF DEP FIDELITY INSTL CTF DEP 0.350% 09/11/23 DTD 09/10/21 ACT/365 Security Identifier: 87165FZV9	248,000.0000	97.9190	242,839.12	49.94	868.00	0.35%
BANK HAPOALIM B M NEW YORK BRH CTF DEP 0.300% 09/14/23 B/E DTD 09/14/20 ACT/365 1ST CPN DTE 03/14/21 Security Identifier: 06251A2E9	246,000.0000	97.8570	240,728.22	34.37	738.00	0.30%

Portfolio Holdings (continued)

Description	Quantity	Market Price	Market Value	Accrued Interest	Estimated Annual Income	Estimated Yield
FIXED INCOME (continued)						
Certificates of Deposit (continued)						
JPMORGAN CHASE BK NA COLUMBUS OHIO CTF DEP 1.400% 09/29/23 B/E DTD 03/31/22 ACT/365 Security Identifier: 48128WMR3	248,000.0000	98.2110	243,563.28	0.00	3,472.00	1.42%
MORGAN STANLEY BK N A MKT LKD INSTL CTF DEP PROGRAM 1.400% 09/29/23 B/E DTD 03/31/22 ACT/365 Security Identifier: 61773TDC4	248,000.0000	98.2100	243,560.80	19.02	3,472.00	1.42%
BANKWEST INC PIERRE S D CTF DEP 1.250% 10/24/23 B/E DTD 04/24/20 ACT/365 1ST CPN DTE 05/15/20 Security Identifier: 06652CHH7	248,000.0000	97.8740	242,727.52	135.89	3,100.00	1.27%
NEW YORK CMNTY BK WESTBURY NEW YORK CTF DEP 0.300% 11/09/23 B/E DTD 11/09/20 ACT/365 Security Identifier: 649447UE7	248,000.0000	97.1680	240,976.64	289.45	744.00	0.30%
UBS BK USA SALT LAKE CITY UT CTF DEP 2.550% 12/18/23 B/E DTD 06/16/22 ACT/365 1ST CPN DTE 07/16/22 Security Identifier: 90348J3VO	248,000.0000	98.1820	243,491.36	259.89	6,324.00	2.59%
BMW BK NORTH AMER SALT LAKE CITY UTAH CTF DEP 0.350% 01/16/24 DTD 07/16/21 ACT/365 Security Identifier: 05580AA95	246,000.0000	96.3040	236,907.84	174.56	861.00	0.36%
DELTA NATL BK & TR CO NEW YORK NY CTF DEP 1.200% 03/04/24 B/E DTD 03/31/20 ACT/365 Security Identifier: 24773RBN4	141,000.0000	96.4410	135,981.81	0.00	1,692.00	1.24%
THIRD FED SVGS & LN ASSN OF CLEVELAND CTF DEP 0.400% 03/15/24 B/E DTD 09/15/21 ACT/365 Security Identifier: 88413QDC9	245,000.0000	95.6070	234,237.15	42.96	980.00	0.41%
MVB BK INC FAIRMONT WEST VA CTF DEP 5.300% 03/22/24 B/E DTD 03/24/23 ACT/365 1ST CPN DTE 04/24/23 Security Identifier: 62847NDL7	248,000.0000	100.1780	248,441.44	252.08	13,144.00	5.29%
PREFERRED BK LOS ANGELES CALIF CTF DEP 1.100% 03/27/24 DTD 03/27/20 ACT/365 Security Identifier: 740367KG1	227,000.0000	96.1300	218,215.10	27.36	2,497.00	1.14%
NIOLET NATL BK GREENBAY WIS CTF DEP 4.000% 03/28/24 B/E DTD 09/28/22 ACT/365 1ST CPN DTE 10/28/22 Security Identifier: 654062KZ0	248,000.0000	98.9260	245,336.48	81.53	9,920.00	4.04%
SECURITY ST BK FARWELL TEX CTF DEP 0.400% 03/28/24 B/E DTD 03/31/21 ACT/365 CALLABLE 03/31/23 Security Identifier: 81500JBG7	248,000.0000	95.4540	236,725.92	0.00	992.00	0.41%
PACIFIC WESTN BK BEVERLY HILLS CALIF CTF DEP 1.300% 04/16/24 B/E DTD 04/16/20 ACT/365 Security Identifier: 69506YRH4	248,000.0000	96.1800	238,526.40	1,466.26	3,224.00	1.35%



March 1, 2023 - March 31, 2023
MEDINA CITY SCHOOLS

Portfolio Holdings (continued)

Description	Quantity	Market Price	Market Value	Accrued Interest	Estimated Annual Income	Estimated Yield
FIXED INCOME (continued)						
Certificates of Deposit (continued)						
DISCOVER BK GREENWOOD DEL CTF DEP 2.500% 04/29/24 B/E DTD 04/27/22 ACT/365 Security Identifier: 254673B62	248,000.0000	97.3020	241,308.96	2,632.88	6,200.00	2.56%
CENTERSTATE BK FLA NA WINTERHAVEN FL CTF DEP 1.050% 04/30/24 B/E DTD 04/30/20 ACT/365 Security Identifier: 15201QDH7	248,000.0000	95.7870	237,551.76	1,084.41	2,604.00	1.09%
BMO HARRIS BK NATL ASSN CHICAGO ILL CTF DEP 2.800% 06/10/24 B/E DTD 06/10/22 ACT/365 Security Identifier: 05600XFU9	248,000.0000	97.3820	241,507.36	2,111.74	6,944.00	2.87%
LINCOLN SVGS BK REINBECK IOWA CTF DEP CT/365 0.600% 06/24/24 B/E DTD 06/24/20 ACT/365 Security Identifier: 534732AV4	248,000.0000	94.6650	234,769.20	28.54	1,488.00	0.63%
FIRST KEYSTONE CMNTY BK BERWICK PA CTF DEP 0.600% 06/28/24 B/E DTD 06/30/20 ACT/365 Security Identifier: 32065RAK1	248,000.0000	94.6200	234,657.60	4.08	1,488.00	0.63%
FLAGSTAR BK FSB TROY MICH CTF DEP 0.500% 07/17/24 B/E DTD 07/17/20 ACT/365 1ST CPN DTE 01/17/21 Security Identifier: 33847E3V7	248,000.0000	94.3290	233,935.92	248.00	1,240.00	0.53%
TOYOTA FINL SVGS BK HEND NV CTF DEP 0.600% 08/12/24 B/E DTD 08/12/21 ACT/365 1ST CPN DTE 02/12/22 Security Identifier: 89235MLG4	248,000.0000	94.1690	233,539.12	191.61	1,488.00	0.63%
PACIFIC PREMIER BK IRVINE CALIF CTF DEP 3.450% 09/09/24 B/E DTD 09/09/22 ACT/365 1ST CPN DTE 03/09/23 Security Identifier: 69478QGQ7	248,000.0000	97.8020	242,548.96	515.70	8,556.00	3.52%
CHARLES SCHWAB BK SSB WESTLAKE TEX CTF DEP 5.200% 09/16/24 B/E DTD 03/10/23 ACT/365 Security Identifier: 15987UAT5	243,000.0000	100.2270	243,551.61	727.00	12,636.00	5.18%
WELLS FARGO BK N A SIOUX FALLS S D CTF DEP 4.500% 10/21/24 B/E DTD 10/21/22 ACT/365 Security Identifier: 9497632V7	248,000.0000	99.2210	246,068.08	305.75	11,160.00	4.53%
INSTITUTION FOR SVGS IN NEWBURYPORT & ITS VIC MA CTF DEP 0.700% 10/28/24 B/E DTD 10/28/21 ACT/365 Security Identifier: 45780PBBO	249,000.0000	93.4650	232,727.85	14.33	1,743.00	0.74%

Portfolio Holdings (continued)

Description	Quantity	Market Price	Market Value	Accrued Interest	Estimated Annual Income	Estimated Yield
FIXED INCOME (continued)						
Certificates of Deposit (continued)						
CFG CMNTY BK LUTHERVILLE MD CTF DEP 3.400% 12/31/24 B/E DTD 07/22/22 ACT/365 Security Identifier: 12527CEX6	248,000.0000	97.3480	241,423.04	1,570.89	8,432.00	3.49%
BURKE & HERBERT BK & TR CO ALEXANDRIA VA CTF DEP 3.450% 02/05/25 B/E DTD 08/05/22 ACT/365 Security Identifier: 121331AN2	248,000.0000	97.3210	241,356.08	609.47	8,556.00	3.54%
NORTHWEST BK BOISE IDAHO CTF DEP 5.250% 03/24/25 B/E DTD 03/22/23 ACT/365 1ST CPN DTE 04/22/23 Security Identifier: 66736ACF4	248,000.0000	100.5600	249,388.80	321.04	13,020.00	5.22%
SAFRA NATL BK NEW YORK CTF DEP INSTL CTF DEP 2.000% 03/24/25 B/E DTD 03/23/22 ACT/365 Security Identifier: 78658RHM6	248,000.0000	94.4660	234,275.68	108.71	4,960.00	2.11%
PACIFIC ALLIANCE BK SAN GABRIEL CA CTF DEP 5.150% 03/27/25 B/E DTD 03/27/23 ACT/365 Security Identifier: 693963AEO	248,000.0000	100.3750	248,930.00	139.97	12,772.00	5.13%
BANKWELL BK NEW CANAAN CONN CTF DEP 5.150% 03/31/25 B/E DTD 03/31/23 ACT/365 1ST CPN DTE 05/01/23 Security Identifier: 06654BES6	248,000.0000	100.3810	248,944.88	0.00	12,772.00	5.13%
BEAL BK PLANO TEX CTF DEP 2.600% 04/16/25 B/E DTD 04/20/22 ACT/365 1ST CPN DTE 10/20/22 Security Identifier: 07371AN74	246,000.0000	95.4750	234,868.50	2,838.77	6,396.00	2.72%
ALLY BK SANDY UTAH CTF DEP 2.950% 04/28/25 B/E DTD 04/28/22 ACT/365 CALLABLE 04/28/23 Security Identifier: 02007GQG1	246,000.0000	96.1060	236,420.76	3,061.86	7,257.00	3.06%
BARCLAYS BK DEL RETAIL CTF DEP 3A2 INSTL CTF DEP 3.050% 06/02/25 B/E DTD 06/02/22 ACT/365 Security Identifier: 06740KQS9	248,000.0000	96.1400	238,427.20	2,466.07	7,564.00	3.17%
GENERATIONS BK ROGERS ARK CTF DEP 3.400% 08/04/25 B/E DTD 08/03/22 ACT/365 CALLABLE 04/03/23 Security Identifier: 37149CAZO	248,000.0000	96.6210	239,620.08	646.84	8,432.00	3.51%
CAPITAL ONE NATL ASSN MCLEAN VA CTF DEP 3.350% 08/11/25 B/E DTD 08/10/22 ACT/365 Security Identifier: 14042RTP6	248,000.0000	96.4990	239,317.52	1,115.32	8,308.00	3.47%
FIRST ST BK WINCHESTER OHIO CTF DEP 3.500% 09/16/25 B/E DTD 09/16/22 ACT/365 Security Identifier: 33650TAG5	248,000.0000	96.7080	239,835.84	356.71	8,680.00	3.61%
FIRST INTERNET BK FISHERS IND CTF DEP 4.000% 09/29/25 B/E DTD 09/28/22 ACT/365 1ST CPN DTE 10/28/22 Security Identifier: 32056GDQ0	248,000.0000	97.8300	242,618.40	81.53	9,920.00	4.08%



March 1, 2023 - March 31, 2023
MEDINA CITY SCHOOLS

Portfolio Holdings (continued)

Description	Quantity	Market Price	Market Value	Accrued Interest	Estimated Annual Income	Estimated Yield
FIXED INCOME (continued)						
Certificates of Deposit (continued)						
MORGAN STANLEY PRIVATE BK NATL ASSN INSTL CTF DEP PROGRAM 3.200% 11/28/25 B/E DTD 05/31/22 Security Identifier: 61768U4L8	248,000.0000	95.7270	237,402.96	65.23	7,936.00	3.34%
ARMOR BK FORREST CITY ARK CTF DEP 5.300% 03/24/26 B/E DTD 03/24/23 ACT/365 CALLABLE 03/24/24 Security Identifier: 04225AAC2	248,000.0000	100.3410	248,845.68	252.08	13,144.00	5.28%
ROLLSTONE BK & TR FITCHBURG MASS CTF DEP 3.550% 08/23/27 B/E DTD 08/22/22 ACT/365 Security Identifier: 77579AFG6	245,000.0000	94.7770	232,203.65	881.66	8,697.50	3.74%
Total Certificates of Deposit	11,899,000.0000		\$11,578,777.77	\$26,261.69	\$260,231.50	
U.S. Government Bonds						
FEDERAL FARM CR BKS CONS SYSTEMWIDE BDS 0.140% 05/18/23 B/E DTD 05/18/21 CALLABLE 04/05/23 @ 100.000 Moody Rating Aaa S & P Rating AA+ Security Identifier: 3133EMZPO	495,000.0000	99.3580	491,822.10	256.03	693.00	0.14%
FEDERAL AGRIC MTG CORP MEDIUM TERM NTS FED 0.260% 09/29/23 B/E DTD 09/29/20 CALLABLE 06/29/23 Security Identifier: 31422BW97	740,000.0000	97.6360	722,506.40	10.69	1,924.00	0.26%
FEDERAL HOME LN MTG CORP MEDIUM TERM NTS FED 0.300% 12/29/23 B/E DTD 09/29/20 CALLABLE 06/29/23 Moody Rating Aaa Security Identifier: 3134GWY2	248,000.0000	96.6900	239,791.20	190.13	744.00	0.31%
FEDERAL HOME LN BKS CONS BD 0.350% 04/23/24 B/E DTD 06/23/21 CALLABLE 06/23/23 @ 100.000 Moody Rating Aaa S & P Rating AA+ Security Identifier: 3130AMQQ8	245,000.0000	95.4320	233,808.40	233.43	857.50	0.36%
FEDERAL HOME LN MTG CORP MEDIUM TERM NTS FED 0.625% 09/15/25 B/E DTD 09/15/20 CALLABLE 09/15/23 Moody Rating Aaa Security Identifier: 3134GWB70	248,000.0000	91.9320	227,991.36	68.89	1,550.00	0.67%
Total U.S. Government Bonds	1,976,000.0000		\$1,915,919.46	\$759.17	\$5,768.50	
TOTAL FIXED INCOME	13,875,000.0000		\$13,494,697.23	\$27,020.86	\$266,000.00	
Total Portfolio Holdings				Market Value	Accrued Interest	Estimated Annual Income
				\$13,509,080.34	\$27,020.86	\$266,000.00

Portfolio Holdings Disclosures

Pricing

This section includes the net market value of the securities in your account on a settlement date basis, including short positions, at the close of the statement period. The market prices, unless otherwise noted, have been obtained from independent vendor services, which we believe to be reliable. In some cases the pricing vendor may provide prices quoted by a single broker or market maker. Market prices do not constitute a bid or an offer, and may differ from the actual sale price. Securities for which a price is not available are marked "N/A" and are omitted from the Total.

THE AS OF PRICE DATE ONLY APPEARS WHEN THE PRICE DATE DOES NOT EQUAL THE STATEMENT DATE.

Estimated Annual Figures

The estimated annual income (EAI) and estimated annual yield (EAY) figures are estimates and for informational purposes only. These figures are not considered to be a forecast or guarantee of future results. These figures are computed using information from providers believed to be reliable; however, no assurance can be made as to the accuracy. Since interest and dividend rates are subject to change at any time, and may be affected by current and future economic, political, and business conditions, they should not be relied on for making investment, trading, or tax decisions. These figures assume that the position quantities, interest and dividend rates, and prices remain constant. A capital gain or return of principal may be included in the figures for certain securities, thereby overstating them. Refer to www.pershing.com/disclosures for specific details as to formulas used to calculate the figures. Accrued interest represents interest earned but not yet received.

Reinvestment

The dollar amount of Mutual Fund distributions, Money Market Fund dividend income, Bank Deposit interest income, or dividends for other securities shown on your statement may have been reinvested. You will not receive confirmation of these reinvestments. Upon written request to your financial institution, information pertaining to these transactions, including the time of execution and the name of the person from whom your security was purchased, may be obtained. In dividend reinvestment transactions, Pershing acts as your agent and receives payment for order flow.

Option Disclosure

Information with respect to commissions and other charges incurred in connection with the execution of option transactions has been included in confirmations previously furnished to you. A summary of this information is available to you promptly upon your written request directed to your introducing firm. In order to assist your introducing firm in maintaining current background and financial information concerning your option accounts, please promptly advise them in writing of any material change in your investment objectives or financial situation. Expiring options which are valuable are exercised automatically pursuant to the exercise by exception procedure of the Options Clearing Corporation. Additional information regarding this procedure is available upon written request to your introducing firm.

Certificates of Deposit

Certificates of Deposit acquired through the Certificate of Deposit Account Registry Service ("CDARS") and held in your brokerage account are subject to Securities Investor Protection Corporation (SIPC) coverage. Please see additional information about SIPC under Important Information and Disclosures on this statement.

Please be advised that the secondary market for CDs is generally illiquid; the actual value of CDs may be different from their purchase price; and a significant loss of principal could result if your CDs are sold prior to maturity. In the event that the CDs listed above do not indicate a market valuation, an accurate market value could not be determined. In the event that a price is listed above for your CDs, Pershing has obtained a price from sources deemed to be reliable or has priced your CDs using a matrix formula. Prices are estimates and the actual value you may obtain for your CD may be different if you elect to sell your CD in the secondary market.

Foreign Currency Transactions

Pershing will execute foreign currency transactions as principal for your account. Pershing may automatically convert foreign currency to or from U.S. dollars for dividends and similar corporate action transactions unless you instruct your financial organization otherwise. Pershing's currency conversion rate will not exceed the highest interbank conversion rate identified from customary banking sources on the conversion date or the prior business day, increased by up to 1%, unless a particular rate is required by applicable law. Your financial organization may also increase the currency conversion rate. This conversion rate may differ from rates in effect on the date you executed a transaction, incurred a charge, or received a credit. Transactions converted by agents (such as depositories) will be billed at the rates such agents use.

Proxy Vote

Securities not fully paid for in your margin account may be lent by Pershing to itself or others in accordance with the terms outlined in the Margin Agreement. The right to vote your



March 1, 2023 - March 31, 2023
MEDINA CITY SCHOOLS

Portfolio Holdings Disclosures (continued)

Proxy Vote (continued)

shares held on margin may be reduced by the amount of shares on loan. The Proxy Voting Instruction Form sent to you may reflect a smaller number of shares entitled to vote than the number of shares in your margin account.

Ratings

This statement may contain credit rating information obtained from Standard & Poor's. Reproducing and distributing any information received from Standard & Poor's is not permitted without prior written authorization from Standard & Poor's. Standard & Poor's does not guarantee the accuracy, completeness, timeliness or availability of any information. Standard & Poor's is not responsible for any errors or omissions, regardless of the cause, or for the results of using such content. Standard & Poor's makes no express or implied warranties including warranties of merchantability or fitness for a particular purpose. Standard & Poor's shall not be legally responsible for any fees, costs, expenses or losses in connection with the use of their content. Credit ratings are opinions and not statements of facts; are not recommendations to purchase, hold or sell securities; and do not address suitability for investment purpose. Credit ratings should not be relied upon as investment advice.

Activity Summary (All amounts shown are in base currency)

	Credits This Period	Debits This Period	Net This Period	Credits Year-to-Date	Debits Year-to-Date	Net Year-to-Date
Securities						
Securities Bought	0.00	-1,483,000.00	-1,483,000.00	0.00	-1,483,000.00	-1,483,000.00
Securities Sold	0.00	0.00	0.00	1,573,788.42	0.00	1,573,788.42
Total Securities	\$0.00	-\$1,483,000.00	-\$1,483,000.00	\$1,573,788.42	-\$1,483,000.00	\$90,788.42
Dividends and Interest	\$24,942.00	\$0.00	\$24,942.00	\$59,561.46	\$0.00	\$59,561.46
Distributions	\$1,588,000.00	\$0.00	\$1,588,000.00	\$1,834,000.00	\$0.00	\$1,834,000.00
Cash						
Withdrawals	0.00	-1,608,801.25	-1,608,801.25	0.00	-3,453,501.47	-3,453,501.47
Deposits	1,483,000.00	0.00	1,483,000.00	1,483,000.00	0.00	1,483,000.00
Total Cash	\$1,483,000.00	-\$1,608,801.25	-\$125,801.25	\$1,483,000.00	-\$3,453,501.47	-\$1,970,501.47
Totals	\$3,095,942.00	-\$3,091,801.25	\$4,140.75	\$4,950,349.88	-\$4,936,501.47	\$13,848.41

Transactions by Type of Activity

Process/ Settlement Date	Trade/ Transaction Date	Activity Type	Description	Quantity	Price	Accrued Interest	Amount	Currency
Securities Bought and Sold								
03/10/23	03/02/23	PURCHASED 15987UAT5	CHARLES SCHWAB BK SSB WESTLAKE TEX CTF DEP 5.200% 09/16/24 DTD 03/10/23 YLD 5.200 TO MAT	243,000.0000	100.0000		-243,000.00	USD
03/22/23	03/13/23	PURCHASED 66736ACF4	NORTHWEST BK BOISE IDAHO CTF DEP 5.250% 03/24/25 B/E DTD 03/22/23 YLD 5.250 TO MAT	248,000.0000	100.0000		-248,000.00	USD
03/24/23	03/13/23	PURCHASED 04225AAC2	ARMOR BK FORREST CITY ARK CTF DEP 5.300% 03/24/26 B/E DTD 03/24/23 CLB YLD 5.300 TO PAR	248,000.0000	100.0000		-248,000.00	USD
03/24/23	03/13/23	PURCHASED 62847NDL7	MVB BK INC FAIRMONT WEST VA CTF DEP 5.300% 03/22/24 DTD 03/24/23 YLD 5.300 TO MAT	248,000.0000	100.0000		-248,000.00	USD
03/27/23	03/17/23	PURCHASED 693963AEO	PACIFIC ALLIANCE BK SAN GABRIEL CA CTF DEP 5.150% 03/27/25 B/E DTD 03/27/23 YLD 5.150 TO MAT	248,000.0000	100.0000		-248,000.00	USD
03/31/23	03/28/23	PURCHASED 06654BES6	BANKWELL BK NEW CANAAN CONN CTF DEP 5.150% 03/31/25 B/E DTD 03/31/23 YLD 5.150 TO MAT	248,000.0000	100.0000		-248,000.00	USD
Total Securities Bought and Sold						\$0.00	-\$1,483,000.00	USD
Dividends and Interest								
03/03/23		BOND INTEREST RECEIVED 37149CAZ0	248000 GENERATIONS BK ROGERS ARK CTF DEP 3.400% 08/04/25 B/E DTD 08/03/22 CLB RD 03/02 PD 03/03/23				646.84	USD
03/03/23		BOND INTEREST RECEIVED 538036KB9	147000 LIVE OAK BKG CO WILMINGTON N C CTF DEP 1.600% 09/06/23 DTD 03/06/20 RD 02/28 PD 03/01/23				180.43	USD
03/06/23		BOND INTEREST RECEIVED 121331AN2	248000 BURKE & HERBERT BK & TR CO ALEXANDRIA VA CTF DEP 3.450% 02/05/25 B/E DTD 08/05/22 CLB RD 03/03 PD 03/05/23				656.35	USD
03/06/23		BOND INTEREST RECEIVED 27002YEV4	248000 EAGLEBANK BETHESDA MD CTF DEP 1.650% 03/06/23 B/E DTD 03/06/20 RD 02/19 PD 03/06/23				313.91	USD
03/06/23		BOND INTEREST RECEIVED 38149MWB5	246000 GOLDMAN SACHS BK USA NEW YORK CTF DEP 0.250% 08/07/23 DTD 05/05/21 CLB RD 03/03 PD 03/05/23				47.18	USD
03/06/23		BOND INTEREST RECEIVED 538036JZ8	100000 LIVE OAK BKG CO WILMINGTON N C CTF DEP 1.550% 03/06/23 B/E DTD 03/06/20 RD 03/03 PD 03/06/23				140.14	USD
03/09/23		BOND INTEREST RECEIVED 69478QGQ7	248000 PACIFIC PREMIER BK IRVINE CALIF CTF DEP 3.450% 09/09/24 B/E DTD 09/09/22 RD 03/08 PD 03/09/23				4,242.84	USD
03/10/23		BOND INTEREST RECEIVED 87165FZV9	248000 SYNCHRONY BK RETAIL CTF DEP FIDELITY INSTL CTF DEP 0.350% 09/11/23 DTD 09/10/21 RD 03/09 PD 03/10/23				430.43	USD

**MBS MULTI-BANK SECURITIES, INC.***

1060 Town Center, Suite 2500
Southfield, MI 48075
(800) 967-9045

Member of FINRA & SIPC; MSRB Registered.

March 1, 2023 - March 31, 2023
MEDINA CITY SCHOOLS

Transactions by Type of Activity (continued)

Process/ Settlement Date	Trade/ Transaction Date	Activity Type	Description	Quantity	Price	Accrued Interest	Amount	Currency
Dividends and Interest (continued)								
03/14/23		BOND INTEREST RECEIVED 06251A2E9	246000 BANK HAPOLIM B M NEW YORK BRH CTF DEP 0.300% 09/14/23 B/E DTD 09/14/20 RD 02/27 PD 03/14/23				365.97	USD
03/15/23		BOND INTEREST RECEIVED 06652CHH7	248000 BANKWEST INC PIERRE S D CTF DEP 1.250% 10/24/23 B/E DTD 04/24/20 RD 02/28 PD 03/15/23				237.81	USD
03/15/23		BOND INTEREST RECEIVED 3134GWB70	248000 FEDERAL HOME LN MTG CORP MEDIUM TERM NTS FED 0.625% 09/15/25 B/E DTD 09/15/20 CLB RD 03/14 PD 03/15/23				775.00	USD
03/15/23		BOND INTEREST RECEIVED 88413QDC9	245000 THIRD FED SVGS & LN ASSN OF CLEVELAND CTF DEP 0.400% 03/15/24 B/E DTD 09/15/21 RD 03/14 PD 03/15/23				485.97	USD
03/16/23		BOND INTEREST RECEIVED 33650TAG5	248000 FIRST ST BK WINCHESTER OHIO CTF DEP 3.500% 09/16/25 B/E DTD 09/16/22 CLB RD 03/15 PD 03/16/23				665.86	USD
03/16/23		BOND INTEREST RECEIVED 90348J3V0	248000 UBS BK USA SALT LAKE CITY UT CTF DEP 2.550% 12/18/23 B/E DTD 06/16/22 RD 03/15 PD 03/16/23				485.13	USD
03/20/23		BOND INTEREST RECEIVED 066519QQ5	248000 BANKUNITED NATL ASSN MIAMI LAKES FL CTF DEP 0.250% 03/20/23 B/E DTD 03/19/21 CLB RD 03/17 PD 03/20/23				49.26	USD
03/21/23		BOND INTEREST RECEIVED 9497632V7	248000 WELLS FARGO BK N A SIOUX FALLS S D CTF DEP 4.500% 10/21/24 B/E DTD 10/21/22 RD 03/20 PD 03/21/23				856.11	USD
03/23/23		BOND INTEREST RECEIVED 78658RHM6	248000 SAFRA NATL BK NEW YORK CTF DEP INSTL CTF DEP 2.000% 03/24/25 B/E DTD 03/23/22 CLB RD 03/22 PD 03/23/23				2,459.62	USD
03/24/23		BOND INTEREST RECEIVED 534732AV4	248000 LINCOLN SVGS BK REINBECK IOWA CTF DEP CT/365 0.600% 06/24/24 B/E DTD 06/24/20 CLB RD 03/09 PD 03/24/23				114.15	USD
03/27/23		BOND INTEREST RECEIVED 740367KG1	227000 PREFERRED BK LOS ANGELES CALIF CTF DEP 1.100% 03/27/24 DTD 03/27/20 RD 03/12 PD 03/27/23				191.55	USD



Transactions by Type of Activity (continued)

Process/ Settlement Date	Trade/ Transaction Date	Activity Type	Description	Quantity	Price	Accrued Interest	Amount	Currency
Dividends and Interest (continued)								
03/28/23		BOND INTEREST RECEIVED 32056GDQ0	248000 FIRST INTERNET BK FISHERS IND CTF DEP 4.000% 09/29/25 B/E DTD 09/28/22 RD 03/27 PD 03/28/23				760.99	USD
03/28/23		BOND INTEREST RECEIVED 45780PBBO	249000 INSTITUTION FOR SVGS IN NEWBURYPORT & ITS VIC MA CTF DEP 0.700% 10/28/24 B/E DTD 10/28/21 CLB RD 03/27 PD 03/28/23				133.71	USD
03/28/23		BOND INTEREST RECEIVED 654062KZ0	248000 NICOLET NATL BK GREENBAY WIS CTF DEP 4.000% 03/28/24 B/E DTD 09/28/22 RD 03/27 PD 03/28/23				760.99	USD
03/29/23		BOND INTEREST RECEIVED 31422BW97	740000 FEDERAL AGRIC MTG CORP MEDIUM TERM NTS FED 0.260% 09/29/23 B/E DTD 09/29/20 CLB RD 03/28 PD 03/29/23				962.00	USD
03/29/23		BOND INTEREST RECEIVED 56065GAL2	248000 MAINSTREET BK FAIRFAX VA CTF DEP ACT/365 0.200% 03/29/23 B/E DTD 03/29/21 RD 03/28 PD 03/29/23				39.41	USD
03/29/23		BOND INTEREST RECEIVED 61768U4L8	248000 MORGAN STANLEY PRIVATE BK NATL ASSN INSTL CTF DEP PROGRAM 3.200% 11/28/25 B/E DTD 05/31/22 CLB RD 03/27 PD 03/28/23				608.79	USD
03/29/23		BOND INTEREST RECEIVED 61773TDC4	248000 MORGAN STANLEY BK N A MKT LKD INSTL CTF DEP PROGRAM 1.400% 09/29/23 B/E DTD 03/31/22 CLB RD 03/28 PD 03/29/23				1,721.73	USD
03/30/23		BOND INTEREST RECEIVED 32065RAK1	248000 FIRST KEYSTONE CMNTY BK BERWICK PA CTF DEP 0.600% 06/28/24 B/E DTD 06/30/20 CLB RD 03/29 PD 03/30/23				122.30	USD
03/31/23		BOND INTEREST RECEIVED 02589AB50	248000 AMERICAN EXPRESS NATL BK BROKERED INTL CTF DEP PROGRAM INSTL CTF DEP 1.450% 03/31/23 B/E DTD 03/31/20 RD 03/24 PD 03/31/23				1,793.07	USD
03/31/23		BOND INTEREST RECEIVED 063248KR8	248000 BANK LEUMI USA NEW YORK N Y CTF DEP 1.450% 03/31/23 B/E DTD 03/31/20 RD 03/16 PD 03/31/23				1,793.07	USD
03/31/23		BOND INTEREST RECEIVED 24773RBN4	141000 DELTA NATL BK & TR CO NEW YORK NY CTF DEP 1.200% 03/04/24 B/E DTD 03/31/20 RD 03/30 PD 03/31/23				843.68	USD
03/31/23		BOND INTEREST RECEIVED 48128WMR3	248000 JPMORGAN CHASE BK NA COLUMBUS OHIO CTF DEP 1.400% 09/29/23 B/E DTD 03/31/22 CLB RD 03/30 PD 03/31/23				1,731.24	USD



**MBS MULTI-BANK SECURITIES, INC.***

1000 Town Center, Suite 2500
Southfield, MI 48075
(800) 967-9045

Member of FINRA & SIPC MSRB Registered

March 1, 2023 - March 31, 2023
MEDINA CITY SCHOOLS

Transactions by Type of Activity (continued)

Process/ Settlement Date	Trade/ Transaction Date	Activity Type	Description	Quantity	Price	Accrued Interest	Amount	Currency
Dividends and Interest (continued)								
03/31/23		BOND INTEREST RECEIVED 66704MEQ0	248000 NORTHSTAR BK BAD AXE MICH CTF DEP 1.150% 03/31/23 B/E DTD 03/31/20 RD 03/16 PD 03/31/23				242.22	USD
03/31/23		BOND INTEREST RECEIVED 81500JBG7	248000 SECURITY ST BK FARWELL TEX CTF DEP 0.400% 03/28/24 B/E DTD 03/31/21 CLB RD 03/30 PD 03/31/23				84.25	USD
Total Dividends and Interest						\$0.00	\$24,942.00	USD
Distributions								
03/06/23		SECURITY REDEEMED 27002YEV4	EAGLEBANK BETHESDA MD CTF DEP 1.650% 03/06/23 B/E DTD 03/06/20 ACCOUNT REDEMPTION	-248,000.0000			248,000.00	USD
03/06/23		SECURITY REDEEMED 538036JZ8	LIVE OAK BKG CO WILMINGTON N C CTF DEP 1.550% 03/06/23 B/E DTD 03/06/20 ACCOUNT REDEMPTION	-100,000.0000			100,000.00	USD
03/20/23		SECURITY REDEEMED 066519QQ5	BANKUNITED NATL ASSN MIAMI LAKES FL CTF DEP 0.250% 03/20/23 B/E DTD 03/19/21 CLB ACCOUNT REDEMPTION	-248,000.0000			248,000.00	USD
03/29/23		SECURITY REDEEMED 56065GAL2	MAINSTREET BK FAIRFAX VA CTF DEP ACT/365 0.200% 03/29/23 B/E DTD 03/29/21 ACCOUNT REDEMPTION	-248,000.0000			248,000.00	USD
03/31/23		SECURITY REDEEMED 02589AB50	AMERICAN EXPRESS NATL BK BROKERED INTL CTF DEP PROGRAM INSTL CTF DEP 1.450% 03/31/23 B/E DTD 03/31/20 ACCOUNT REDEMPTION	-248,000.0000			248,000.00	USD
03/31/23		SECURITY REDEEMED 063248KR8	BANK LEUMI USA NEW YORK N Y CTF DEP 1.450% 03/31/23 B/E DTD 03/31/20 ACCOUNT REDEMPTION	-248,000.0000			248,000.00	USD
03/31/23		SECURITY REDEEMED 66704MEQ0	NORTHSTAR BK BAD AXE MICH CTF DEP 1.150% 03/31/23 B/E DTD 03/31/20 ACCOUNT REDEMPTION	-248,000.0000			248,000.00	USD
Total Distributions						\$0.00	\$1,588,000.00	USD
Cash Withdrawals and Deposits								
03/01/23		ELECTRONIC TRANSACTION USD999997	SEND TO BANK FOR ACH ACH HUNTINGTON NATIONAL BANK				-10,222.02	USD
03/06/23		ELECTRONIC TRANSACTION USD999997	SEND TO BANK FOR ACH ACH HUNTINGTON NATIONAL BANK				-348,000.00	USD



Transactions by Type of Activity (continued)

Process/ Settlement Date	Trade/ Transaction Date	Activity Type	Description	Quantity	Price	Accrued Interest	Amount	Currency
Cash Withdrawals and Deposits (continued)								
03/10/23		ELECTRONIC DEPOSIT USD999997	RECV FR BANK FOR ACH ACH HUNTINGTON NATIONAL BANK				243,000.00	USD
03/20/23		ELECTRONIC TRANSACTION USD999997	SEND TO BANK FOR ACH ACH HUNTINGTON NATIONAL BANK				-248,000.00	USD
03/21/23		ELECTRONIC TRANSACTION USD999997	SEND TO BANK FOR ACH ACH HUNTINGTON NATIONAL BANK				-10,579.23	USD
03/22/23		ELECTRONIC DEPOSIT USD999997	RECV FR BANK FOR ACH ACH HUNTINGTON NATIONAL BANK				248,000.00	USD
03/24/23		ELECTRONIC DEPOSIT USD999997	RECV FR BANK FOR ACH ACH HUNTINGTON NATIONAL BANK				496,000.00	USD
03/27/23		ELECTRONIC DEPOSIT USD999997	RECV FR BANK FOR ACH ACH HUNTINGTON NATIONAL BANK				248,000.00	USD
03/30/23		ELECTRONIC TRANSACTION USD999997	SEND TO BANK FOR ACH ACH HUNTINGTON NATIONAL BANK				-248,000.00	USD
03/31/23		ELECTRONIC TRANSACTION USD999997	SEND TO BANK FOR ACH ACH HUNTINGTON NATIONAL BANK				-744,000.00	USD
03/31/23		ELECTRONIC DEPOSIT USD999997	RECV FR BANK FOR ACH ACH HUNTINGTON NATIONAL BANK				248,000.00	USD
Total Cash Withdrawals and Deposits						\$0.00	-\$125,801.25	USD
Total Value of Transactions						\$0.00	\$4,140.75	USD

The price and quantity displayed may have been rounded.

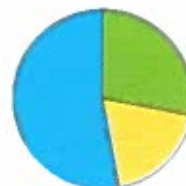
March 1, 2023 - March 31, 2023
MEDINA CITY SCHOOLS

Fixed Income Analysis

Bond Quality

Bond Quality	Market Value	% of Bond Market Value	Percent of Fixed Income
AAA	1,193,413.06	9%	
Not Rated	12,301,284.17	91%	
Total	13,494,697.23	100%	

Bond Maturity Schedule



Bond Maturity	Market Value	% of Bond Market Value
1 to 6 months	3,795,493.12	28%
7 to 12 months	2,522,832.46	19%
1 to 5 years	7,176,371.65	53%
Total	13,494,697.23	100%

Percentages of bond market values are rounded to the nearest whole percentage.

Bond quality ratings reflect Moody's or Standard and Poor's ratings. Bonds may be rated by other services. Bonds that are in default are not included. Please refer to your Portfolio Holdings section.

Messages

Although a money market mutual fund (money fund) seeks to preserve the value of your investment at \$1 per share, it is possible to lose money by investing in a money fund. Shares of a money fund or the balance of a bank deposit product held in your brokerage account may be liquidated upon request with the proceeds credited to your brokerage account. Please see the money fund's prospectus or the bank deposit product's disclosure document or contact your advisor for additional information. Pursuant to SEC Rule 10b-10(b)(1) confirmations are not sent for purchases into money funds processed on the sweep platform. Pursuant to applicable regulation, account statements will be produced monthly or quarterly. Balances in Federal Deposit Insurance Corporation (FDIC)-insured bank deposit sweep products are not protected by Securities Investor Protection Corporation (SIPC).

eDelivery

Eliminate paper and save natural resources with digital adoption. Electronic delivery (eDelivery) is faster, convenient and more secure. We offer eDelivery for account statements, prospectus documents, proxy or shareholder communications, tax documents, trade confirmations and more.

To enroll, log in to your brokerage account and look for the one-click eDelivery pop-up or simply select 'Go Paperless' at the top of any page and follow the on-screen prompts for set-up your preferences. Enrollment can be activated as quickly as the day you register, and you will be notified when documents are available in an online, password-protected portal.

Contact your financial professional if you have any questions about any of our digital tools.

Please be advised that, beginning April 7, 2023, Pershing will be implementing a change to client accounts governed by a margin agreement. Under the new process, eligible settled long positions will be maintained in a client's margin account type. Accounts that are not governed by a margin agreement will not be affected by this change. Please contact your

Messages (continued)

financial organization if you wish to learn more about this change.

PERSHING LLC ANNUAL DISCLOSURE OF IMPORTANT INFORMATION

Pershing LLC (Pershing), as the custodian for your accounts, is required to disclose certain information to you on an annual basis.

GENERAL DISCLOSURES

STATEMENT OF FINANCIAL CONDITION DATED DECEMBER 31, 2022

On December 31, 2022, Pershing regulatory net capital of \$2.73 billion was 20.35% of aggregate debit items and \$2.46 billion in excess of the minimum requirement. A complete copy of the December 31, 2022 Statement of Financial Condition is available at www.pershing.com/statement-of-financial-condition. You may request a free printed copy by calling (888) 860-8510.

RESPONSIBILITIES OF PERSHING

Pershing is a clearing broker that provides clearing, custody and execution services and other financial solutions to registered broker-dealers that introduce clients to us. Your firm has the primary responsibility for contact and communication with you and is also responsible for account opening document review and approval and investment advice.

ANTI-MONEY LAUNDERING AND FIGHTING TERRORISM

To help the government fight the funding of terrorism and money laundering activities, financial organizations are required by federal law to obtain, verify and record information that identifies each individual or entity that opens an account or requests credit.

What this means for individuals: When an individual opens an account or requests credit, we will ask for that person's name, residence address, date of birth, tax identification number and other information that allows us to identify them. We may also ask for a driver's license, passport or other identifying documents.

What this means for legal entities: When a corporation, partnership, trust or other legal entity opens an account or requests credit, we will ask for the entity's name, physical address, tax identification number and other information that will allow us to identify the entity. If applicable, the same information will be collected about the beneficial owner(s) of the entity. We may also ask for certain identifying documents, such as certified articles of incorporation, partnership agreements or a trust instrument.

SECURITIES INVESTOR PROTECTION CORPORATION® (SIPC®) INFORMATION

Information regarding SIPC, including a SIPC brochure, may be obtained by contacting SIPC via its website at www.sipc.org or by telephone at (202) 371-8300. An investment in a bank deposit program insured by the Federal Deposit Insurance Corporation (FDIC) is covered by FDIC insurance (up to allowable limits), but not eligible for SIPC coverage. Please review your statement for additional information on the sweep product in your brokerage account.

FINANCIAL INDUSTRY REGULATORY AUTHORITY® (FINRA®) INVESTOR EDUCATION AND PROTECTION

A brochure that includes information describing FINRA BrokerCheck® may be obtained from FINRA at www.finra.org. The FINRA BrokerCheck hotline number is (800) 289-9999.

MUNICIPAL SECURITIES RULEMAKING BOARD® (MSRB®) RULE G-10 INVESTOR AND MUNICIPAL ADVISORY CLIENT EDUCATION AND PROTECTION

An investor brochure that describes the protections available under MSRB rules and instructions on how to file a complaint with an appropriate regulatory authority can be found on

March 1, 2023 - March 31, 2023
MEDINA CITY SCHOOLS**Messages (continued)**

the MSRB website at www.msrb.org. Pershing is registered with the Securities and Exchange Commission (SEC) and MSRB and is a member of FINRA and the New York Stock Exchange (NYSE).

BUSINESS CONTINUITY

Pershing maintains a business continuity plan that includes geographically dispersed data centers and processing facilities. The plan is annually reviewed and updated as necessary.

The plan outlines the actions Pershing will take in the event of an incident, including:

- Continuous processing support by personnel located in unaffected facilities.
- Relocating technology or operational personnel to alternate regional facilities.
- Switching of technology processing to an alternate regional data center.

All Pershing operational facilities are equipped for resumption of business and are tested. In circumstances within Pershing's control, it is Pershing's objective to resume business within four (4) hours or less, depending upon the availability of external resources.

If your firm experiences a significant business interruption, you may contact Pershing directly to process limited trade-related transactions, cash disbursements and security transfers.

Instructions to Pershing must be in writing and transmitted via facsimile to (201) 413-5368 or by postal service to Pershing LLC, P.O. Box 2065, Jersey City, NJ 07303-2065

For additional information about how to request funds and securities when your firm cannot be contacted due to a significant business interruption, please access the information located in the Business Continuity and Other Disclosures link on the Pershing website at www.pershing.com. You may also call (201) 413-3635 for recorded instructions.

PROHIBITION AGAINST UNLAWFUL INTERNET GAMBLING

In accordance with the Unlawful Internet Gambling Enforcement Act (Act), transactions associated with unlawful internet gambling are prohibited. Specifically, the Act "prohibits any person engaged in the business of betting or wagering from knowingly accepting payments in connection with the participation of another person in unlawful internet gambling." Accordingly, you must not initiate or receive wire transfers, checks, drafts or other debit/credit transactions that are restricted by the Act. For more information, please refer to <https://www.federalreserve.gov/newsevents/pressreleases/bcreg20081112b.htm>.

IMPORTANT NOTICE FOR CALIFORNIA RESIDENTS

Pursuant to California state law (Part 3, Title 10 Chapter 7), as custodian of your assets, Pershing may be required to transfer your assets to the state of California if no activity occurs within the statutorily defined time period. The State law defines the time period to be 36 months, during which time there is no activity within the account or communication between the account owner and the financial organization

Pershing LLC's Compliance Report

The independent public accountant's report covering Pershing LLC's Compliance Report identified a material weakness during the most recent fiscal year ending December 31, 2022, as defined in SEC Rule 17a-5(d)(3)(iii) in its Internal Control Over Compliance as defined in SEC Rule 17a-5(d)(3)(ii). The material weakness was self-identified and immediately

Messages (continued)

self-reported to the appropriate regulatory authorities. Remedial actions were promptly taken and validated. Pershing's Internal Control Over Compliance was effective as of December 31, 2022.

The material weakness was related to the deficient design and implementation of a control to ensure the accurate calculation of certain related credits to be excluded from the customer reserve formula. Pershing's possession or control requirements were not implicated and the firm has not identified any adverse financial impact to customers. A copy of the above-mentioned the independent public accountant report is currently available for inspection at the SEC's principal office in Washington D.C. and the regional office of the SEC in New York.

PERSHING LLC ANNUAL DISCLOSURE OF IMPORTANT INFORMATION

TRADING ACTIVITY DISCLOSURES

PAYMENT FOR ORDER FLOW PRACTICES

Pershing sends equity orders to exchanges or broker-dealers for execution. Some of these market centers provide payments to Pershing or charge access fees depending upon the characteristics of the order and execution. Orders executed on one or more exchange(s) will either earn a rebate or be assessed an access fee based on each exchange's published fee schedule, which can typically be found on each exchange's web site. Exchange listed equity orders routed to an OTC market maker typically earn a cash payment per share for or per executed order with certain exclusions for OTC securities. The details of these payments and fees are available upon written request.

Pershing receives payments for directing U.S. exchange listed options order flow to broker-dealers using Smart Order Routing technology, which allows Pershing to access price improvement auctions on the various options exchanges. Generally, Pershing receives a per-option contract cash payment. This disclosure only applies to orders routed to Pershing, for further routing and handling, by your firm. For a list of organizations that pay Pershing for nondirected order flow, please visit www.orderroutingdisclosure.com. Pershing executes certain equity orders with a fractional share component as principal. Pershing also routes orders in preferred securities to an affiliate (BNY Mellon Capital Markets LLC), which they may also execute as principal while facilitating the trade as a market maker.

BEST EXECUTION

Pershing selects certain market centers for routing non-directed orders that provide automated execution of substantially all electronically transmitted orders in OTC and exchange-listed equity securities. In the case of U.S. listed options Pershing selects certain wholesale brokers for routing non directed orders that provide access to option exchange price improvement auctions. The designated market centers and wholesale brokers to which orders are routed are selected based on the following:

- The consistent high quality of their executions in one or more market segments
- Their ability to provide opportunities for executions at prices superior to the national best bid of offer (NBBO)
- Service, technology reliability, accessibility speed of execution
- Cost and counterparty credit worthiness

Pershing regularly reviews reports for execution quality and other factors.

PERSHING LLC ANNUAL DISCLOSURE OF IMPORTANT INFORMATION



March 1, 2023 - March 31, 2023
MEDINA CITY SCHOOLS**Messages (continued)****ACCOUNT-RELATED ACTIVITY DISCLOSURES****MARGIN DISCLOSURE**

Securities held in your margin account will be used as collateral for margin loans made to you. Some firms increase the rate of interest Pershing charges on margin loans and in those cases, Pershing and your firm share in the interest you pay. If the securities in your margin account decline in value, your financial organization or Pershing can take action, such as issuing a margin call and/or selling securities or other assets in any of your accounts held with Pershing to maintain the required equity in the margin account. It is important that you fully understand the risks involved in purchasing securities on margin. These risks include:

- You may lose more funds or securities than you deposited in your margin account.
- Your financial organization or Pershing may force the sale of securities or other assets in your account(s).
- Your financial organization or Pershing can sell your securities or other assets in your account(s) without contacting you.
- You are not entitled to choose which securities or other assets in your account(s) are to be liquidated or sold to meet a margin call.
- Your financial organization or Pershing can increase its maintenance margin requirements at any time without advance written notice to you.
- You are not entitled to an extension of time on a margin call.

Your Margin Agreement with Pershing and your firm outlines your important obligations. The Margin Agreement is a legally binding contract, and it cannot be modified by conduct. The failure on the part of Pershing or your firm at any time to enforce its rights under the Margin Agreement will not, in any way, be deemed to waive, modify or relax any of the rights granted to Pershing or your firm to deal with the collateral on all loans advanced to you.

SUBSTITUTE PAYMENT REIMBURSEMENT

As permitted under your Margin Agreement, Pershing may lend securities in your account when there is a debit balance. You are not entitled to receive a dividend when your securities are on loan over an ex-dividend date. Pershing may issue a substitute payment in lieu of the dividend and compensate you for the tax difference.

A substitute payment received in lieu of a dividend may be eligible for a reimbursement to your account only if the account is open on the reimbursement date. Please note that these reimbursements are: (1) credited at Pershing's discretion; (2) subject to change; and (3) may be eliminated without advance notification. Pershing suggests that you contact your tax advisor to discuss the treatment of substitute payments.

CASH BALANCE/"FLOAT" DISCLOSURE

Pershing obtains a financial benefit attributable to the cash balances in any account (including Employee Retirement Income Security Act accounts) that are held by Pershing in accounts held with major money center banks (the names of which will be provided upon request). Pershing's financial benefit is in the form of either interest on such balances and/or reductions in expenses that Pershing would otherwise pay to such banks.

These cash balances result from: (1) cash awaiting investment; or (2) cash pending distribution. With respect to cash awaiting investment (e.g., new contributions), Pershing obtains such financial benefit until the funds are automatically invested into a money market fund or bank deposit sweep product ("Sweep Product") or are used for other purposes, such as to purchase securities. If an account agreement provides for the automatic investment into a Sweep Product, such investment will take place on the day after the receipt of cash (and the financial benefit will be one day), unless timely instructions are received to manually purchase the sweep product on the same day that cash is received, which may be accommodated in certain cases. If the account agreement does not provide for automatic investment into a Sweep Product, no automatic investment will occur until the day after the appropriate

Messages (continued)

instructions are added to your account by your firm.

When Pershing receives a request for a distribution by check, the account is charged (debited) on the date the check is written. Pershing mails disbursement checks on the same day that they are written. Pershing may obtain the financial benefit described above from the date the check is written until the date the check is presented for payment, the timing of which is beyond Pershing's control. When a distribution is requested using an Automated Clearing House instruction, Pershing receives a one-day financial benefit in connection with the distribution. If the distribution is made using the Federal Reserve wire system, Pershing receives no financial benefit in connection with the distribution.

FEDERAL AND STATE TAX WITHHOLDING FOR RETIREMENT ACCOUNTS

You may, at any time, by contacting your firm, designate or change the federal and state income tax withholding election for distributions from your individual retirement account, 403(b)(7) custodial account or qualified retirement plan. If you do not have enough federal or state income tax withheld, you may be responsible for payment of estimated taxes. Penalties and interest may also apply.

SPECIAL NOTE FOR NON-U.S. ACCOUNTS

With respect to assets custodied by Pershing on your behalf, income and capital gains or distributions to you from your account may be taxable in your home jurisdiction and/or country of tax residence. Please consult your tax advisor for the appropriate tax treatment of your transactions.

Negative Interest Rates

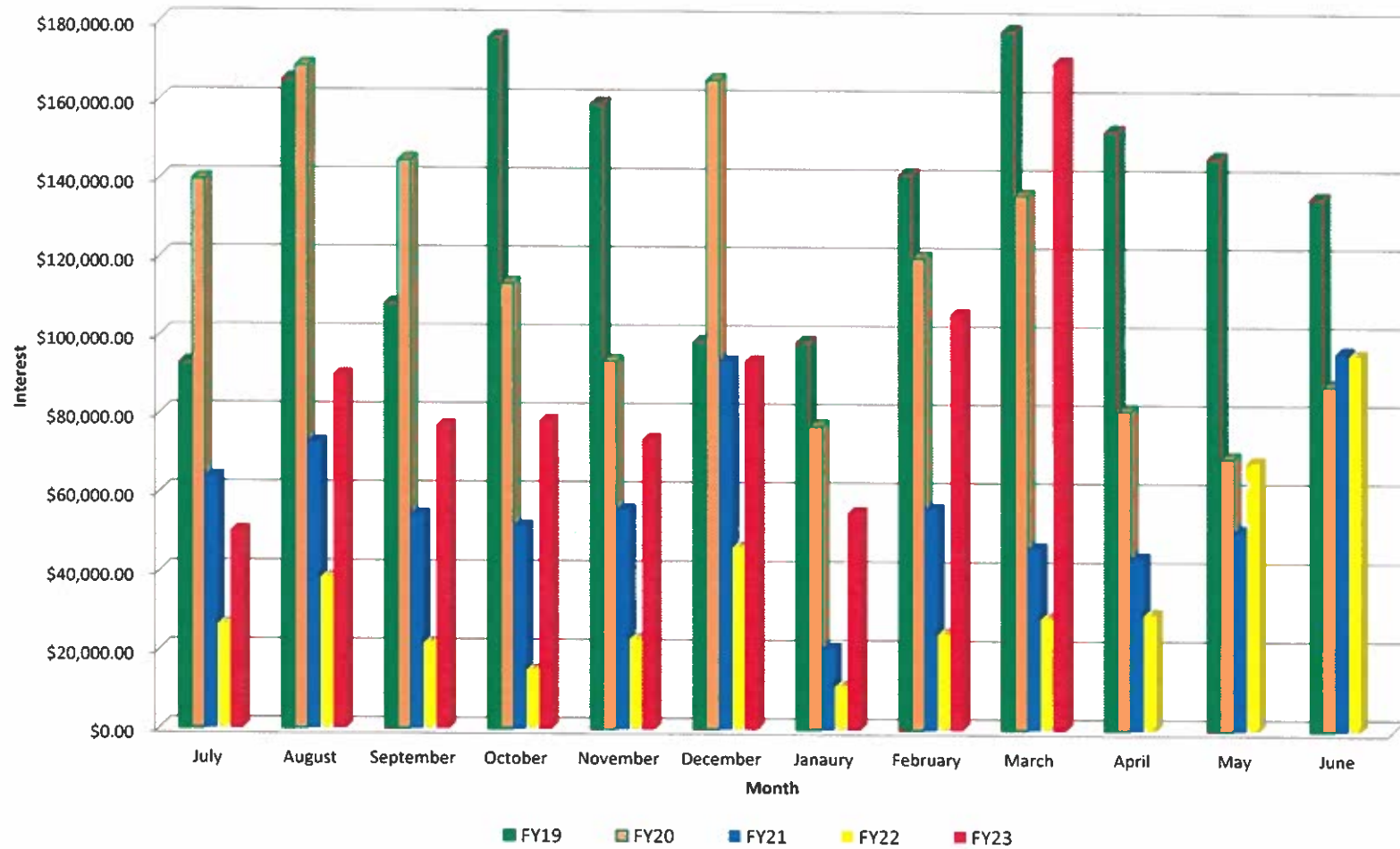
In response to certain extraordinary economic conditions, some foreign countries have implemented a negative interest rate policy to stabilize their economies. Under such a policy, a central bank charges banks a fee to hold reserves, and, as a result, the banks then charge depositors a fee to maintain their deposits. Historically, the U.S. has not adopted policies resulting in negative interest rates, and there is no indication that the Federal Reserve Board plans to adopt such a policy in the future. If, however, such a policy is adopted in the U.S., banks may begin to charge fees to maintain deposits, which could result in fees being applied to certain balances such as those held through products like bank deposit sweep products. In such an event, a fee could be charged for maintaining deposits in certain scenarios.

Cash Not Yet Received

Security	Record Date	Payable Date	Quantity Held	Rate	Dividend Option	Amount of Payment
Interest						
BANKWEST INC PIERRE S D CTF DEP 1.250% 10/24/23 B/E	03/31/23	04/15/23	248,000.0000	0.001062	Cash	263.29
GENERATIONS BK ROGERS ARK CTF DEP 3.400% 08/04/25 B/E	03/31/23	04/03/23	248,000.0000	2.887671	Cash	716.14
LIVE OAK BKG CO WILMINGTON N C CTF DEP	03/17/23	04/01/23	147,000.0000	1.358904	Cash	199.76
Total Cash Not Yet Received						\$1,179.19

Assets shown here are not reflected in your account. This information has been received from sources we believe to be reliable. Pershing does not guarantee the accuracy of the information.

Total Monthly Interest Earnings



EFINANCEPLUS
DATE: 04/12/2023
TIME: 16:47:12
SELECTION CRITERIA : ALL

MEDINA CITY SCHOOLS
OH Cash Position Report

PAGE NUMBER: 1

ACCOUNTING PERIOD : 9/23

FUND	SCC	DESCRIPTION	MTD RECEIPTS	FYTD RECEIPTS	MTD EXPENDITURES	FYTD EXPENDITURES	CURRENT FUND BALANCE	CURRENT ENCUMBRANCE	UNENCUMBERED FUND BALANCE
001	0000	GENERAL FUND							
		30,586,850.90	5,583,258.02	66,209,521.86	6,263,284.92	58,135,270.38	38,661,102.38	3,324,736.94	35,336,365.44
001	0950	GENERAL FUND - CHROME							
		127,216.58	7,810.00	116,860.90	0.00	0.00	244,077.48	0.00	244,077.48
001	1000	GENERAL FUND							
		298,024.36	0.00	0.00	0.00	0.00	298,024.36	0.00	298,024.36
001	2000	GENERAL FUND							
		207,424.84	0.00	389,670.85	0.00	0.00	597,095.69	0.00	597,095.69
<hr/>									
Total For Fund	001:								
		31,219,516.68	5,591,068.02	66,716,053.61	6,263,284.92	58,135,270.38	39,800,299.91	3,324,736.94	36,475,562.97
<hr/>									
002	9000	BOND RETIRE - ELEM/HIGH							
		3,731,713.08	264,764.60	3,925,508.32	30,591.80	3,820,710.21	3,836,511.19	413,768.25	3,422,742.94
002	9012	SALES TAX - COPS							
		0.00	0.00	1,349,568.79	0.00	1,349,568.75	0.04	382,193.75	-382,193.71
002	9014	ENERGY & TRANSP NOTES							
		0.00	0.00	344,674.99	0.00	344,674.99	0.00	0.00	0.00
<hr/>									
Total For Fund	002:								
		3,731,713.08	264,764.60	5,619,752.10	30,591.80	5,514,953.95	3,836,511.23	795,962.00	3,040,549.23
<hr/>									
003	0000	PERMANENT IMPROVEMENT							
		290,994.61	0.00	0.00	0.00	0.00	290,994.61	0.00	290,994.61
003	9000	PERMANENT IMPROVEMENT							
		13,601.14	0.00	0.00	0.00	0.00	13,601.14	0.00	13,601.14
003	9001	REC CENTER-PERMANENT IMP							
		169,189.30	0.00	130,000.00	5,988.03	42,721.53	256,467.77	39,407.45	217,060.32
<hr/>									
Total For Fund	003:								
		473,785.05	0.00	130,000.00	5,988.03	42,721.53	561,063.52	39,407.45	521,656.07
<hr/>									
006	0000	LUNCHROOM FUND							
		-1,248,239.12	236,721.27	1,367,356.82	118,511.27	1,132,959.88	-1,013,842.18	20,759.00	-1,034,601.18

EFINANCEPLUS
 DATE: 04/12/2023
 TIME: 16:47:12
 SELECTION CRITERIA : ALL

MEDINA CITY SCHOOLS
 OH Cash Position Report

PAGE NUMBER: 2

ACCOUNTING PERIOD : 9/23

FUND	SCC	DESCRIPTION	MTD RECEIPTS	FYTD RECEIPTS	MTD EXPENDITURES	FYTD EXPENDITURES	CURRENT FUND BALANCE	CURRENT ENCUMBRANCE	UNENCUMBERED FUND BALANCE
006	9006	LUNCHROOM - FED FUNDS							
		2,387,027.63	98,415.98	607,108.73	105,834.92	835,897.39	2,158,238.97	244,133.63	1,914,105.34
006	9022	P-EBT ADMINISTRATIVE FUND							
		3,063.00	0.00	628.00	0.00	0.00	3,691.00	0.00	3,691.00
<hr/>									
Total For Fund 006:									
		1,141,851.51	335,137.25	1,975,093.55	224,346.19	1,968,857.27	1,148,087.79	264,892.63	883,195.16
<hr/>									
007	9004	COLLINS SCH/POST-GRADUATE							
		1,137.39	88.86	20,789.47	0.00	0.00	21,926.86	20,000.00	1,926.86
007	9022	BREWER GARRETT SCH							
		12,147.03	50.32	268.53	0.00	0.00	12,415.56	0.00	12,415.56
007	9110	ART TRUST - GARFIELD							
		11,449.89	47.43	253.11	0.00	0.00	11,703.00	0.00	11,703.00
007	9333	RIOS STUDENT LEADER SCH							
		23,855.58	98.61	477.39	0.00	0.00	24,332.97	0.00	24,332.97
007	9901	BIXLER SCHOLARSHIP FUND							
		126.53	0.52	2.79	0.00	0.00	129.32	0.00	129.32
<hr/>									
Total For Fund 007:									
		48,716.42	285.74	21,791.29	0.00	0.00	70,507.71	20,000.00	50,507.71
<hr/>									
008	9002	KANEHL MUSIC TRUST							
		29,307.91	121.40	647.88	0.00	0.00	29,955.79	0.00	29,955.79
008	9003	RICHARD HOFFMAN COLLINS							
		676,046.51	0.00	0.00	0.00	0.00	676,046.51	0.00	676,046.51
008	9112	ELAINE BUSHMAN FUND							
		18,653.06	77.27	412.35	0.00	0.00	19,065.41	0.00	19,065.41
<hr/>									
Total For Fund 008:									
		724,007.48	198.67	1,060.23	0.00	0.00	725,067.71	0.00	725,067.71
<hr/>									
009	9000	STAR							
		211.90	1,061.15	29,020.90	0.00	0.00	29,232.80	0.00	29,232.80

EFINANCEPLUS
 DATE: 04/12/2023
 TIME: 16:47:12
 SELECTION CRITERIA : ALL

MEDINA CITY SCHOOLS
 OH Cash Position Report

PAGE NUMBER: 3

ACCOUNTING PERIOD : 9/23

FUND	SCC	DESCRIPTION BEGIN BALANCE	MTD RECEIPTS	FYTD RECEIPTS	MTD EXPENDITURES	FYTD EXPENDITURES	CURRENT FUND BALANCE	CURRENT ENCUMBRANCE	UNENCUMBERED FUND BALANCE
009	9110	UNIFORM SUPPLIES GA 3,664.88	435.50	3,716.00	772.23	3,012.98	4,367.90	3,256.01	1,111.89
009	9120	UNIFORM SUPPLIES - CN 14,395.90	635.00	8,620.50	295.82	7,316.99	15,699.41	1,000.00	14,699.41
009	9130	UNIFORM SUPPLIES - FN 6,812.30	223.00	10,353.30	871.51	9,834.05	7,331.55	1,249.27	6,082.28
009	9140	UNIFORM SUPPLIES - HE 13,652.83	1,071.50	9,131.50	58.20	6,527.80	16,256.53	897.09	15,359.44
009	9160	UNIFORM SUPPLIES - BL 4,733.40	739.00	11,649.60	3,142.24	11,065.21	5,317.79	506.49	4,811.30
009	9170	UNIFORM SUPPLIES - WA 24,308.83	765.00	13,233.50	1,837.62	11,548.44	25,993.89	2,243.54	23,750.35
009	9180	UNIFORM SUPPLIES - NO 10,313.97	677.50	10,981.00	67.22	9,644.28	11,650.69	2,100.00	9,550.69
009	9200	UNIFORM SUPPLIES - CL 20,291.62	2,403.35	19,591.60	267.82	16,817.13	23,066.09	8,140.58	14,925.51
009	9210	UNIFORM SUPPLIES - RT 6,209.92	743.00	20,305.10	2,562.52	15,712.67	10,802.35	5,222.85	5,579.50
009	9300	UNIFORM SUPPLIES - HS 49,439.96	10,794.18	149,297.00	7,021.50	60,185.27	138,551.69	104,661.78	33,889.91
009	9301	MHS GRADUATION 0.00	665.50	4,873.00	0.00	4,257.89	615.11	6,242.11	-5,627.00
009	9304	AVIATION/PHOTOGRAPHY 3.87	0.00	0.00	0.00	0.00	3.87	0.00	3.87
Total For Fund 009:		154,039.38	20,213.68	290,773.00	16,896.68	155,922.71	288,889.67	135,519.72	153,369.95
014	9016	MEDINA CNTY JUV DET CNTR 73,014.50	0.00	147,418.29	26,065.47	253,355.48	-32,922.69	0.00	-32,922.69
014	9116	EVOLVE 722,532.10	41,815.20	737,701.40	100,389.40	897,005.76	563,227.74	131,417.92	431,809.82
Total For Fund 014:		795,546.60	41,815.20	885,119.69	126,454.87	1,150,361.24	530,305.05	131,417.92	398,887.13

EFINANCEPLUS
 DATE: 04/12/2023
 TIME: 16:47:12
 SELECTION CRITERIA : ALL

MEDINA CITY SCHOOLS
 OH Cash Position Report

PAGE NUMBER: 4

ACCOUNTING PERIOD : 9/23

FUND	SCC	DESCRIPTION BEGIN BALANCE	MTD RECEIPTS	FYTD RECEIPTS	MTD EXPENDITURES	FYTD EXPENDITURES	CURRENT FUND BALANCE	CURRENT ENCUMBRANCE	UNENCUMBERED FUND BALANCE
016	0000	EMERGENCY LEVY 18,812,390.65	457,717.32	7,083,473.81	790,546.04	7,290,918.77	18,604,945.69	206,214.26	18,398,731.43
016	0410	EMERGENCY LEVY -126,544.00	0.00	0.00	10,458.40	101,931.85	-228,475.85	0.00	-228,475.85
016	1000	EMERGENCY LEVY -625,785.56	0.00	0.00	52,121.39	507,522.53	-1,133,308.09	0.00	-1,133,308.09
<hr/>									
Total For Fund 016:		18,060,061.09	457,717.32	7,083,473.81	853,125.83	7,900,373.15	17,243,161.75	206,214.26	17,036,947.49
<hr/>									
018	0000	PRINT SHOP 6,683.33	0.00	0.00	0.00	0.00	6,683.33	0.00	6,683.33
018	9000	PUBLIC SCHOOL SUP - SUPER 16.70	0.00	0.00	0.00	0.00	16.70	0.00	16.70
018	9110	PRINCIPAL'S FUND - GA 21,255.99	0.00	1,611.47	1,519.71	6,640.06	16,227.40	8,926.68	7,300.72
018	9111	GARFIELD SCHOOL STORE 49.99	0.00	0.00	0.00	0.00	49.99	0.00	49.99
018	9113	GARFIELD MEDIA CENTER 996.62	0.00	54.60	0.00	66.98	984.24	2,609.00	-1,624.76
018	9120	PRINCIPAL - CN 40,048.73	50.00	1,806.31	1,840.07	6,483.90	35,371.14	6,513.38	28,857.76
018	9122	CANAVAN SCHOOL STORE 586.69	0.00	0.00	0.00	0.00	586.69	0.00	586.69
018	9123	BOOK FAIR - CANAVAN 156.35	1,800.00	6,128.37	0.00	4,248.66	2,036.06	0.00	2,036.06
018	9130	PRINCIPAL - FN 35,552.02	48.00	7,033.00	2,252.63	10,805.22	31,779.80	4,823.74	26,956.06
018	9133	BOOK FAIR - FENN 1,326.69	20.00	91.46	0.00	50.00	1,368.15	100.00	1,268.15
018	9135	MEDINA SKI TEAM 474.67	0.00	0.00	0.00	0.00	474.67	0.00	474.67
018	9140	PRINCIPAL'S FUND - HE 54,196.77	0.00	6,019.38	1,045.27	7,381.85	52,834.30	4,817.46	48,016.84
018	9143	HERITAGE MEDIA CENTER 2,203.35	0.00	0.00	0.00	0.00	2,203.35	0.00	2,203.35
018	9160	PRINCIPAL'S FUND - BL 51,384.70	40.00	5,646.61	1,268.07	20,665.03	36,366.28	1,852.56	34,513.72

EFINANCEPLUS
DATE: 04/12/2023
TIME: 16:47:12
SELECTION CRITERIA : ALL

MEDINA CITY SCHOOLS
OH Cash Position Report

PAGE NUMBER: 5

ACCOUNTING PERIOD : 9/23

FUND	SCC	DESCRIPTION BEGIN BALANCE	MTD RECEIPTS	FYTD RECEIPTS	MTD EXPENDITURES	FYTD EXPENDITURES	CURRENT FUND BALANCE	CURRENT ENCUMBRANCE	UNENCUMBERED FUND BALANCE
018	9161	PBIS - BLAKE 4,488.25	0.00	0.00	0.00	1,239.75	3,248.50	0.00	3,248.50
018	9163	BLAKE MEDIA CENTER 13,873.76	35.32	4,064.49	0.00	4,968.66	12,969.59	0.00	12,969.59
018	9170	PRINCIPALS FUND - WA 79,255.82	39.00	4,706.83	229.26	10,441.54	73,521.11	6,807.15	66,713.96
018	9171	WAITE SCHOOL STORE 2,230.29	80.00	150.00	0.00	2,230.29	150.00	0.00	150.00
018	9173	MEDIA CENTER WA 5,206.58	0.00	10.00	0.00	0.00	5,216.58	0.00	5,216.58
018	9180	PRINCIPALS FUND NO 47,809.89	196.79	2,540.47	2,680.43	9,021.58	41,328.78	3,051.54	38,277.24
018	9181	NO SCHOOL STORE 1,631.19	0.00	0.00	0.00	0.00	1,631.19	0.00	1,631.19
018	9183	MEDIA CENTER NO 13,850.92	0.00	-12.99	0.00	5,103.00	8,734.93	0.00	8,734.93
018	9184	FIELD TRIPS NO 146.00	0.00	0.00	0.00	0.00	146.00	0.00	146.00
018	9200	PRINCIPAL'S FUND - CL 70,353.94	3,304.50	9,341.80	3,797.97	28,022.94	51,672.80	8,824.51	42,848.29
018	9203	CL MEDIA CENTER 5,347.00	3,476.29	3,635.31	0.00	0.00	8,982.31	3,411.00	5,571.31
018	9210	PRINCIPAL'S FUND - RT 42,824.03	41.50	7,966.58	5,055.96	12,386.25	38,404.36	7,096.01	31,308.35
018	9211	ROOT M.S. MEDIA CENTER 10,836.08	0.00	0.00	478.18	528.18	10,307.90	0.00	10,307.90
018	9300	PRINCIPAL'S FUND - HS 41,025.94	96.00	14,132.40	4,542.74	26,719.94	28,438.40	21,196.24	7,242.16
018	9301	MEDIA CENTER FUND 1,541.50	0.00	0.00	0.00	0.00	1,541.50	0.00	1,541.50
018	9302	SPECIAL FUNDRAISER - HS 35,766.18	0.00	0.00	69.69	5,856.81	29,909.37	29,909.19	0.18
018	9303	PERFORMING ARTS 119,250.01	4,517.00	19,871.75	27.48	32,193.43	106,928.33	53,446.70	53,481.63
018	9304	BUZZ 18,706.91	2,300.87	14,431.40	1,781.88	11,204.84	21,933.47	11,767.52	10,165.95
018	9305	FLEXIBLE CREDIT FUND 8,434.56	0.00	0.00	0.00	0.00	8,434.56	0.00	8,434.56
018	9306	FEED THE BEES 8,383.74	0.00	1,894.00	173.98	2,226.98	8,050.76	5,673.02	2,377.74

EFINANCEPLUS
 DATE: 04/12/2023
 TIME: 16:47:12
 SELECTION CRITERIA : ALL

MEDINA CITY SCHOOLS
 OH Cash Position Report

PAGE NUMBER: 6

ACCOUNTING PERIOD : 9/23

FUND	SCC	DESCRIPTION BEGIN BALANCE	MTD RECEIPTS	FYTD RECEIPTS	MTD EXPENDITURES	FYTD EXPENDITURES	CURRENT FUND BALANCE	CURRENT ENCUMBRANCE	UNENCUMBERED FUND BALANCE
018	9307	MHS LOCAL GRANTS 0.00	0.00	2,895.00	2,242.57	3,095.05	-200.05	0.00	-200.05
018	9308	MHS HOPE SQUAD 0.00	0.00	3,796.00	452.22	1,890.28	1,905.72	1,332.70	573.02
018	9884	FACILITY RENTAL 82,567.82	0.00	2,565.00	0.00	0.00	85,132.82	0.00	85,132.82
018	9900	INSERVICE - CENTRAL 3,702.01	0.00	0.00	0.00	0.00	3,702.01	0.00	3,702.01
018	9901	PUBLIC SCH SUPPORT - INST 1,720.86	0.00	7,000.00	6,995.29	6,995.29	1,725.57	4.71	1,720.86
018	9902	INSERVICE - SUPER 11,224.52	0.00	0.00	0.00	0.00	11,224.52	0.00	11,224.52
018	9903	BOARD/STUDENT DEVELOPMENT 2,800.00	0.00	0.00	0.00	0.00	2,800.00	0.00	2,800.00
018	9904	WELLNESS FUND 502.00	0.00	0.00	0.00	0.00	502.00	0.00	502.00
018	9905	PUBLIC SCH SUPT/STUD SERV 51,248.39	0.00	0.00	0.00	0.00	51,248.39	0.00	51,248.39
018	9906	COMMUNICA-PUBLIC SCH SUP 660.90	0.00	570.00	0.00	555.00	675.90	0.00	675.90
018	9907	STEAM - SUMMER ENRICHMENT 15,145.56	0.00	-770.00	0.00	8,510.74	5,864.82	0.00	5,864.82
018	9908	GRANT US HOPE 0.00	0.00	0.00	4,246.62	11,425.65	-11,425.65	1,074.35	-12,500.00
018	9910	MAINTENANCE DEPARTMENT 3,902.36	0.00	0.00	0.00	0.00	3,902.36	0.00	3,902.36
018	9914	END OF YEAR 161.13	0.00	0.00	0.00	161.13	0.00	0.00	0.00
018	9915	BIKE TO SCHOOL 1,053.00	0.00	0.00	0.00	0.00	1,053.00	0.00	1,053.00
018	9916	SPIRIT NIGHT 3,956.73	0.00	1,850.00	0.00	2,660.09	3,146.64	0.00	3,146.64
018	9917	HALL OF FAME 0.00	5,625.00	7,625.00	3,448.26	5,298.26	2,326.74	2,080.00	246.74
018	9918	SPOTLIGHT ON STUDENTS 0.00	500.00	3,330.00	2,589.50	2,724.45	605.55	0.00	605.55
018	9919	STUDENT ART SHOW 579.19	500.00	500.00	297.59	457.59	621.60	0.00	621.60
018	9920	TRSP FUND 1,514.98	0.00	0.00	0.00	0.00	1,514.98	0.00	1,514.98

EFINANCEPLUS
 DATE: 04/12/2023
 TIME: 16:47:12
 SELECTION CRITERIA : ALL

MEDINA CITY SCHOOLS
 OH Cash Position Report

PAGE NUMBER: 7

ACCOUNTING PERIOD : 9/23

FUND	SCC	DESCRIPTION	MTD RECEIPTS	FYTD RECEIPTS	MTD EXPENDITURES	FYTD EXPENDITURES	CURRENT FUND BALANCE	CURRENT ENCUMBRANCE	UNENCUMBERED FUND BALANCE
		BEGIN BALANCE							
018	9922	AMERICAN HEART GRANT 1,000.00	0.00	0.00	0.00	0.00	1,000.00	0.00	1,000.00
018	9930	RESOURCE CONNECTION 1,500.00	0.00	0.00	0.00	0.00	1,500.00	0.00	1,500.00
<hr/>									
Total For Fund	018:	929,134.64	22,670.27	140,484.24	47,035.37	252,259.42	817,359.46	185,317.46	632,042.00
<hr/>									
019	9000	ADAMH GRANT 6,041.00	0.00	0.00	299.00	4,102.00	1,939.00	1,900.00	39.00
019	9018	LOWE'S LIGHT UP GA FY08 48.08	0.00	0.00	0.00	0.00	48.08	0.00	48.08
019	9020	RIF PROGRAM GRANT - NO 400.73	0.00	0.00	0.00	0.00	400.73	0.00	400.73
019	9021	JENNINGS - B - BRYNIARSKI 0.82	0.00	0.00	0.00	0.00	0.82	0.00	0.82
019	9023	PUB EDU LEADERSHIP COM GT 0.01	0.00	0.00	0.00	0.00	0.01	0.00	0.01
019	9029	M H J GRANT/ZAVESKY/FY09 6.82	0.00	0.00	0.00	0.00	6.82	0.00	6.82
019	9030	PERF BASD ASSMENT GT FY10 79.76	0.00	0.00	0.00	0.00	79.76	0.00	79.76
019	9031	PBA FY11 256.96	0.00	0.00	0.00	0.00	256.96	0.00	256.96
019	9113	ACS-HACH CHEM GT - HAMMAN 96.34	0.00	0.00	0.00	0.00	96.34	0.00	96.34
019	9121	ADAMH GRANT 40,888.00	0.00	0.00	0.00	0.00	40,888.00	0.00	40,888.00
019	9180	PPG INNOV CLASSRM GT-NO 15.31	0.00	0.00	0.00	0.00	15.31	0.00	15.31
019	9181	FIRST ENERGY GRANT 0.16	0.00	0.00	0.00	0.00	0.16	0.00	0.16
019	9213	VIDEO CLUB GRANT - MHS 2.82	0.00	0.00	0.00	0.00	2.82	0.00	2.82
019	9301	PPG GRANT - ROBOTICS 9.07	0.00	0.00	0.00	0.00	9.07	0.00	9.07
019	9313	JENNINGS - NOP - MILLER 13.86	0.00	0.00	0.00	0.00	13.86	0.00	13.86

EFINANCEPLUS
 DATE: 04/12/2023
 TIME: 16:47:12
 SELECTION CRITERIA : ALL

MEDINA CITY SCHOOLS
 OH Cash Position Report

PAGE NUMBER: 8

ACCOUNTING PERIOD : 9/23

FUND	SCC	DESCRIPTION	BEGIN BALANCE	MTD RECEIPTS	FYTD RECEIPTS	MTD EXPENDITURES	FYTD EXPENDITURES	CURRENT FUND BALANCE	CURRENT ENCUMBRANCE	UNENCUMBERED FUND BALANCE
019	9413	3M AND OTHER GRANT								
		152.03	0.00	0.00	0.00	0.00	152.03	0.00	152.03	
019	9513	NEA STUDENT ACHIEVE GT								
		191.88	0.00	0.00	0.00	0.00	191.88	0.00	191.88	
019	9715	FUEL UP - BLAKE								
		23.82	0.00	0.00	0.00	0.00	23.82	0.00	23.82	
019	9920	M H J SUPPORT STUGGLING								
		1,000.00	0.00	0.00	0.00	0.00	1,000.00	0.00	1,000.00	
<hr/>										
Total For Fund	019:	49,227.47	0.00	0.00	299.00	4,102.00	45,125.47	1,900.00	43,225.47	
<hr/>										
020	9001	TRANSPORTATION ENTERPRISE								
		108,824.60	1,859.26	38,398.96	883.00	5,153.91	142,069.65	4,117.00	137,952.65	
<hr/>										
Total For Fund	020:	108,824.60	1,859.26	38,398.96	883.00	5,153.91	142,069.65	4,117.00	137,952.65	
<hr/>										
022	9000	UNCLAIMED FUNDS								
		61,140.72	0.00	66.11	0.00	66.11	61,140.72	4,933.89	56,206.83	
022	9093	DIVERSION PROG ADAMHS BD								
		1,000.00	0.00	0.00	0.00	0.00	1,000.00	0.00	1,000.00	
022	9094	DIVERSION PROG ADAMHS BD								
		1,000.00	0.00	0.00	0.00	0.00	1,000.00	0.00	1,000.00	
022	9300	OH HS ATH ASSOC FUND								
		6,352.64	10,625.00	25,515.00	2,617.86	10,917.14	20,950.50	3,085.41	17,865.09	
<hr/>										
Total For Fund	022:	69,493.36	10,625.00	25,581.11	2,617.86	10,983.25	84,091.22	8,019.30	76,071.92	
<hr/>										
024	9001	MED AND DRUG/SELF INS								
		4,821,434.86	877,226.64	7,967,605.66	946,363.55	7,935,028.20	4,854,012.32	2,437,667.25	2,416,345.07	
024	9002	DENT SELF INS								
		557,229.96	62,798.99	568,883.72	68,936.44	528,385.90	597,727.78	0.00	597,727.78	

EFINANCEPLUS
 DATE: 04/12/2023
 TIME: 16:47:12
 SELECTION CRITERIA : ALL

MEDINA CITY SCHOOLS
 OH Cash Position Report

PAGE NUMBER: 9

ACCOUNTING PERIOD : 9/23

FUND	SCC	DESCRIPTION BEGIN BALANCE	MTD RECEIPTS	FYTD RECEIPTS	MTD EXPENDITURES	FYTD EXPENDITURES	CURRENT FUND BALANCE	CURRENT ENCUMBRANCE	UNENCUMBERED FUND BALANCE
024	9094	FLEX PRO 59,088.43	24,577.38	160,663.18	23,246.04	167,032.94	52,718.67	8,333.11	44,385.56
<hr/>									
Total For Fund 024:		5,437,753.25	964,603.01	8,697,152.56	1,038,546.03	8,630,447.04	5,504,458.77	2,446,000.36	3,058,458.41
027	0000	WORK COMP-SELF INS 567,443.83	13,065.84	129,518.02	95,679.29	183,083.81	513,878.04	89,111.11	424,766.93
<hr/>									
Total For Fund 027:		567,443.83	13,065.84	129,518.02	95,679.29	183,083.81	513,878.04	89,111.11	424,766.93
071	9013	SALES TAX P I 3,208,431.53	0.00	3,243,801.23	84,456.93	3,418,650.07	3,033,582.69	586,436.94	2,447,145.75
<hr/>									
Total For Fund 071:		3,208,431.53	0.00	3,243,801.23	84,456.93	3,418,650.07	3,033,582.69	586,436.94	2,447,145.75
200	9110	GA STUD COUN/K-KIDS CLUB 643.63	2.30	13.43	0.00	90.00	567.06	260.00	307.06
200	9121	CN STUDENT COUNCIL 1,412.87	5.85	31.23	0.00	0.00	1,444.10	0.00	1,444.10
200	9134	FN STUDENT BUSINESS 9.68	0.04	0.20	0.00	0.00	9.88	0.00	9.88
200	9140	HE STUDENT COUNCIL 168.08	0.70	3.72	0.00	0.00	171.80	0.00	171.80
200	9184	NO STUDENT COUNCIL 53.79	0.22	1.20	0.00	0.00	54.99	0.00	54.99
200	9185	NO K-KIDS KIWANIS CLUB 11,029.73	510.43	1,697.87	0.00	259.03	12,468.57	700.00	11,768.57
200	9201	ROBOTICS CLUB CL 0.00	1.95	481.79	0.00	0.00	481.79	115.00	366.79
200	9202	CL STUDENT COUNCIL 5.03	13.65	3,364.33	0.00	0.00	3,369.36	0.00	3,369.36

EFINANCEPLUS
DATE: 04/12/2023
TIME: 16:47:12
SELECTION CRITERIA : ALL

MEDINA CITY SCHOOLS
OH Cash Position Report

PAGE NUMBER: 10

ACCOUNTING PERIOD : 9/23

FUND	SCC	DESCRIPTION	MTD RECEIPTS	FYTD RECEIPTS	MTD EXPENDITURES	FYTD EXPENDITURES	CURRENT FUND BALANCE	CURRENT ENCUMBRANCE	UNENCUMBERED FUND BALANCE
200	9204	CL CHEERLEADERS 540.10	2.24	11.95	0.00	0.00	552.05	0.00	552.05
200	9205	CL BUILDERS CLUB 3,713.88	15.38	82.09	0.00	0.00	3,795.97	0.00	3,795.97
200	9209	CL DRAMA CLUB 28,899.56	10,417.23	10,925.36	1,845.25	2,908.25	36,916.67	4,454.75	32,461.92
200	9251	ROBOTICS CLUB RT 0.00	0.55	379.18	243.91	243.91	135.27	131.09	4.18
200	9253	RT BUILDERS' CLUB 4,502.75	26.96	2,984.46	504.78	835.83	6,651.38	1,164.17	5,487.21
200	9254	RT HONORS ACADEMY 6,057.24	41.27	1,856.94	0.00	1,432.73	6,481.45	567.27	5,914.18
200	9256	RT DRAMA CLUB 7,026.34	24.62	144.48	116.55	1,096.93	6,073.89	903.07	5,170.82
200	9258	RT STUD COUNCIL 5,014.40	23.71	1,115.54	0.00	278.69	5,851.25	1,221.31	4,629.94
200	9301	YG AMERICANS FOR FREEDOM 0.21	0.00	0.00	0.00	0.00	0.21	0.00	0.21
200	9302	ART CLUB 1,059.95	4.80	168.58	0.00	42.89	1,185.64	457.11	728.53
200	9303	CULTURAL EXPLORATION 202.58	0.84	4.49	0.00	0.00	207.07	0.00	207.07
200	9304	CAREER ASSOCIATION 0.37	0.00	0.00	0.00	0.00	0.37	0.00	0.37
200	9305	CHEMCLUB 2.18	0.01	0.06	0.00	0.00	2.24	0.00	2.24
200	9307	VOCAL 41,784.52	4,934.96	18,973.91	8,600.00	27,457.59	33,300.84	10,510.70	22,790.14
200	9309	IMPROV CLUB 595.03	2.46	13.15	0.00	0.00	608.18	0.00	608.18
200	9310	D E P - NAT'L GERMAN HON 0.45	0.00	0.00	0.00	0.00	0.45	0.00	0.45
200	9312	DRAMA CLUB 20,825.24	97.35	15,947.90	241.61	12,751.45	24,021.69	4,834.82	19,186.87
200	9314	MEDINA OUTDOORS CLUB 490.95	2.06	86.83	70.45	70.45	507.33	379.55	127.78
200	9315	FELLOWSHIP OF CHRISTIAN ATH 347.42	1.44	7.68	0.00	0.00	355.10	340.00	15.10
200	9318	GIRLS LEADERSHIP CLUB 7,257.16	30.06	161.12	0.00	0.00	7,418.28	3,100.00	4,318.28

EFINANCEPLUS
DATE: 04/12/2023
TIME: 16:47:12
SELECTION CRITERIA : ALL

MEDINA CITY SCHOOLS
OH Cash Position Report

PAGE NUMBER: 11

ACCOUNTING PERIOD : 9/23

FUND	SCC	DESCRIPTION	MTD RECEIPTS	FYTD RECEIPTS	MTD EXPENDITURES	FYTD EXPENDITURES	CURRENT FUND BALANCE	CURRENT ENCUMBRANCE	UNENCUMBERED FUND BALANCE
200	9321	KEY CLUB 61,231.11	8,127.82	10,951.79	752.41	4,468.93	67,713.97	5,531.07	62,182.90
200	9323	MEDINAMITE 1,739.86	7.21	38.48	0.00	0.00	1,778.34	1,763.70	14.64
200	9324	MEDINIAN 67,292.37	276.60	1,551.67	0.00	592.75	68,251.29	10,643.55	57,607.74
200	9325	MHS BAND 14,589.44	6,894.81	11,453.78	423.76	1,167.87	24,875.35	20,695.01	4,180.34
200	9326	NATIONAL HONOR SOCIETY 15,640.89	635.53	967.33	0.00	1,918.89	14,689.33	1,581.11	13,108.22
200	9327	ORCHESTRA 34,907.27	3,168.13	6,811.02	46.38	231.00	41,487.29	2,769.00	38,718.29
200	9330	SCIENCE OLYMPIAD CLUB 2,161.67	684.13	894.61	105.02	803.04	2,253.24	1,346.96	906.28
200	9331	SKI CLUB 3.26	0.01	0.08	0.00	0.00	3.34	0.00	3.34
200	9332	SPANISH CLUB 15,310.79	69.35	3,162.46	189.64	1,360.84	17,112.41	5,139.16	11,973.25
200	9333	STUDENT COUNCIL 45,029.93	293.56	36,511.25	3,554.75	21,441.34	60,099.84	38,410.07	21,689.77
200	9335	LATIN CLUB 6,948.80	27.95	731.97	83.74	784.71	6,896.06	4,215.29	2,680.77
200	9336	FRENCH CLUB 255.53	3.19	1,157.79	23.74	625.10	788.22	616.26	171.96
200	9337	AMERICAN SIGN LANGUAGE 310.32	131.61	166.74	0.00	80.48	396.58	229.52	167.06
200	9339	SPEECH/DEBATE CLUB 19,594.79	58.83	11,540.54	709.06	16,617.71	14,517.62	11,908.94	2,608.68
200	9340	O.C.O.M. 511.38	538.26	938.16	533.47	769.71	679.83	157.31	522.52
200	9346	PENGUIN BOWL/NOSB 123.19	0.51	2.72	0.00	0.00	125.91	0.00	125.91
200	9350	TECHNOLOGY CLUB 105.34	1.30	2,227.08	200.97	2,011.99	320.43	0.00	320.43
200	9352	VIDEO CLUB - SR HI 6,529.22	26.80	169.22	55.77	85.83	6,612.61	4,914.00	1,698.61
200	9353	CHINESE CLUB 1,120.05	4.64	24.77	0.00	0.00	1,144.82	100.00	1,044.82
200	9355	GENDER AND SEXUALITY ALLI 1,234.21	3.40	73.67	33.32	469.02	838.86	330.98	507.88

EFINANCEPLUS
DATE: 04/12/2023
TIME: 16:47:12
SELECTION CRITERIA : ALL

MEDINA CITY SCHOOLS
OH Cash Position Report

PAGE NUMBER: 12

ACCOUNTING PERIOD : 9/23

FUND	SCC	DESCRIPTION BEGIN BALANCE	MTD RECEIPTS	FYTD RECEIPTS	MTD EXPENDITURES	FYTD EXPENDITURES	CURRENT FUND BALANCE	CURRENT ENCUMBRANCE	UNENCUMBERED FUND BALANCE
200	9380	V O F T 17,883.01	69.93	373.21	0.00	1,000.00	17,256.22	10,000.00	7,256.22
200	9420	CLASS OF 2020 216.10	0.00	0.00	0.00	216.10	0.00	0.00	0.00
200	9421	CLASS OF 2021 907.04	0.00	0.00	0.00	904.41	2.63	0.00	2.63
200	9422	CLASS OF 2022 1,057.40	0.00	0.93	0.00	924.49	133.84	130.00	3.84
200	9423	CLASS OF 2023 6,616.25	23.29	127.60	17.61	998.16	5,745.69	8,537.76	-2,792.07
200	9424	CLASS OF 2024 2,788.35	101.20	23,729.96	318.53	1,547.07	24,971.24	46,452.93	-21,481.69
200	9425	CLASS OF 2025 2,106.49	16.49	3,887.44	0.00	1,926.00	4,067.93	274.00	3,793.93
200	9426	CLASS OF 2026 0.00	7.61	3,841.59	0.00	1,963.08	1,878.51	236.92	1,641.59
200	9999	STUD ACTIV FD WAGES/BENE 0.01	0.00	0.00	0.00	0.00	0.01	0.00	0.01
Total For Fund 200:		467,857.21	37,333.24	179,793.35	18,670.72	110,376.27	537,274.29	205,122.38	332,151.91
300	0000	ATHLETIC FUND 157,003.05	0.00	0.00	0.00	157,003.05	0.00	0.00	0.00
300	3000	ATHLETIC FUND -277,730.68	0.00	532,198.46	20,022.94	351,423.41	-96,955.63	34,016.58	-130,972.21
300	3001	ATHLETICS OTH 123,950.07	7,163.06	158,545.75	0.00	123,950.07	158,545.75	0.00	158,545.75
300	3003	ATH BOYS BB 30,863.89	0.00	26,852.28	0.00	30,863.89	26,852.28	0.00	26,852.28
300	3004	ATH GIRLS BB 13,055.97	0.00	14,076.98	0.00	13,055.97	14,076.98	0.00	14,076.98
300	3007	ATH BOYS CC 11,055.00	600.00	17,365.00	0.00	11,055.00	17,365.00	0.00	17,365.00
300	3008	ATH HS FOOTBALL 125,716.25	0.00	119,549.46	0.00	125,716.25	119,549.46	0.00	119,549.46
300	3010	ATH SOCCER 138.00	0.00	717.00	0.00	138.00	717.00	0.00	717.00

EFINANCEPLUS
 DATE: 04/12/2023
 TIME: 16:47:12
 SELECTION CRITERIA : ALL

MEDINA CITY SCHOOLS
 OH Cash Position Report

PAGE NUMBER: 13

ACCOUNTING PERIOD : 9/23

FUND	SCC	DESCRIPTION	MTD RECEIPTS	FYTD RECEIPTS	MTD EXPENDITURES	FYTD EXPENDITURES	CURRENT FUND BALANCE	CURRENT ENCUMBRANCE	UNENCUMBERED FUND BALANCE
300	3012	ATH BOYS SOCCER 13,861.00	0.00	9,865.29	0.00	13,861.00	9,865.29	0.00	9,865.29
300	3013	ATH GIRLS SOCCER 15,377.38	0.00	12,215.92	0.00	15,377.38	12,215.92	0.00	12,215.92
300	3015	ATH BOYS TRACK 8,160.96	700.00	1,175.00	0.00	8,160.96	1,175.00	0.00	1,175.00
300	3016	ATH GIRLS TRACK 1,525.00	700.00	1,000.00	0.00	1,525.00	1,000.00	0.00	1,000.00
300	3017	ATH GIRLS VBALL 12,874.16	0.00	12,433.94	0.00	12,874.16	12,433.94	0.00	12,433.94
300	3018	ATH WRESTLING 2,987.02	0.00	26,769.37	0.00	2,987.02	26,769.37	0.00	26,769.37
300	3019	ATH BOYS LACROSSE 6,417.99	1,558.98	1,558.98	0.00	6,417.99	1,558.98	0.00	1,558.98
300	3020	ATH GIRLS LACROSSE 6,565.99	0.00	0.00	0.00	6,565.99	0.00	0.00	0.00
300	3021	ATH BOYS SWIMMING 1,318.37	0.00	4,319.96	0.00	1,318.37	4,319.96	0.00	4,319.96
300	3022	ATH GIRLS SWIMMING 1,083.36	0.00	0.00	0.00	1,083.36	0.00	0.00	0.00
300	9110	GARFIELD FIELD TRIPS 5,572.62	1,035.00	1,035.00	728.96	1,880.43	4,727.19	3,784.00	943.19
300	9120	CANAVAN FIELD TRIP -387.37	2,255.00	3,410.00	0.00	1,874.66	1,147.97	1,843.00	-695.03
300	9121	WORLD WATCHER'S CLUB 7,362.04	0.00	0.00	0.00	0.00	7,362.04	0.00	7,362.04
300	9130	FENN FIELD TRIPS 0.00	1,925.00	4,132.00	1,623.00	3,205.00	927.00	5,666.00	-4,739.00
300	9140	HERITAGE FIELD TRIPS 117.71	2,395.00	3,630.00	0.00	1,896.40	1,851.31	2,688.00	-836.69
300	9160	BLAKE FIELD TRIPS 448.58	2,679.00	4,129.00	1,650.00	3,916.00	661.58	4,908.00	-4,246.42
300	9170	WAITE FIELD TRIPS 0.00	5,457.00	6,494.00	0.00	3,185.00	3,309.00	5,161.00	-1,852.00
300	9180	NORTHROP FIELD TRIPS 1,034.16	3,320.00	3,595.00	1,430.00	3,614.19	1,014.97	3,400.00	-2,385.03
300	9201	CL BAND FUND 20,500.64	0.00	7,484.00	903.46	13,989.89	13,994.75	26,652.66	-12,657.91
300	9202	CL ORCHESTRA FD. 258.00	0.00	0.00	0.00	0.00	258.00	0.00	258.00

EFINANCEPLUS
 DATE: 04/12/2023
 TIME: 16:47:12
 SELECTION CRITERIA : ALL

MEDINA CITY SCHOOLS
 OH Cash Position Report

PAGE NUMBER: 14

ACCOUNTING PERIOD : 9/23

FUND	SCC	DESCRIPTION BEGIN BALANCE	MTD RECEIPTS	FYTD RECEIPTS	MTD EXPENDITURES	FYTD EXPENDITURES	CURRENT FUND BALANCE	CURRENT ENCUMBRANCE	UNENCUMBERED FUND BALANCE
300	9203	CL LIBRARY 370.00	0.00	0.00	0.00	0.00	370.00	0.00	370.00
300	9204	CL CHOIR FUND 634.10	0.00	0.00	0.00	0.00	634.10	0.00	634.10
300	9208	DC AND OTHER TRIPS 0.00	42,559.00	96,091.00	0.00	0.00	96,091.00	0.00	96,091.00
300	9250	RT BAND FUND 10,526.73	0.00	7,330.30	1,569.34	6,511.15	11,345.88	15,176.21	-3,830.33
300	9251	RT ORCHESTRA FUND 1,246.65	0.00	0.00	0.00	0.00	1,246.65	0.00	1,246.65
300	9252	RT CHOIR FUND 3,270.15	0.00	0.00	0.00	0.00	3,270.15	0.00	3,270.15
300	9253	RT BEEHIVE 1,758.78	131.20	768.20	82.54	440.27	2,086.71	215.07	1,871.64
300	9254	ZEN DEN RT 0.00	303.00	975.75	150.00	150.00	825.75	2,100.00	-1,274.25
300	9258	RT DIST SUPER ACTIV -392.50	-64.00	110,852.34	0.00	110,327.84	132.00	0.00	132.00
300	9301	BOWLING CLUB 5,269.00	0.00	0.00	0.00	5,269.00	0.00	0.00	0.00
300	9302	MENS VOLLEYBALL 3,708.17	3,268.00	4,768.00	1,180.00	1,580.00	6,896.17	8,820.00	-1,923.83
300	9303	HUDDLE/SHUDDLE 1,134.87	50.00	2,300.00	448.87	1,904.40	1,530.47	1,595.60	-65.13
300	9304	LINK CREW 3,302.64	0.00	985.00	0.00	3,389.99	897.65	1,450.01	-552.36
300	9313	MUSICAL 29,116.42	80.00	3,360.00	1,770.95	15,997.61	16,478.81	12,602.39	3,876.42
300	9325	MHS BAND TRIP 7,171.20	0.00	0.00	0.00	0.00	7,171.20	0.00	7,171.20
300	9334	BEEHIVE CAFE 18,567.45	0.00	0.00	0.00	251.61	18,315.84	16,948.39	1,367.45
300	9390	GLOBAL TRIPS 460.00	100.00	3,905.00	0.00	0.00	4,365.00	6,000.00	-1,635.00
300	9410	SPARKLE CHEERLEADING 1,873.21	0.00	812.00	0.00	815.31	1,869.90	1,009.63	860.27
<hr/>									
Total For Fund	300:	377,146.03	76,215.24	1,204,699.98	31,560.06	1,063,575.62	518,270.39	154,036.54	364,233.85

EFINANCEPLUS
 DATE: 04/12/2023
 TIME: 16:47:12
 SELECTION CRITERIA : ALL

MEDINA CITY SCHOOLS
 OH Cash Position Report

PAGE NUMBER: 15

ACCOUNTING PERIOD : 9/23

FUND	SCC	DESCRIPTION BEGIN BALANCE	MTD RECEIPTS	FYTD RECEIPTS	MTD EXPENDITURES	FYTD EXPENDITURES	CURRENT FUND BALANCE	CURRENT ENCUMBRANCE	UNENCUMBERED FUND BALANCE
401	9012	ST FRANCIS AUX SERVICES 57,580.59	0.00	157.13	0.00	57,737.72	0.00	0.00	0.00
401	9013	ST FRANCIS AUX SERVICES 0.00	871.96	368,654.19	28,278.12	153,493.99	215,160.20	40,840.84	174,319.36
401	9017	AUX ST FRANCIS 37.41	0.00	0.00	0.00	0.00	37.41	0.00	37.41
401	9022	NURTURY AUX SERVICES 10,356.31	0.00	32.05	0.00	10,388.36	0.00	0.00	0.00
401	9023	NURTURY AUX SERVICES 0.00	79.28	19,833.74	0.00	270.00	19,563.74	236.89	19,326.85
401	9027	AUX FUNDS NURTURY 72.90	0.00	0.00	0.00	0.00	72.90	0.00	72.90
401	9032	MCA AUX SERVICES 26,269.50	0.00	76.45	0.00	26,345.95	0.00	0.00	0.00
401	9033	MCA AUX SERVICES 0.00	663.22	454,911.05	23,337.67	291,259.17	163,651.88	90,329.42	73,322.46
401	9066	SM WONDERS 1,644.12	0.00	0.00	0.00	0.00	1,644.12	0.00	1,644.12
<hr/>									
Total For Fund	401:	95,960.83	1,614.46	843,664.61	51,615.79	539,495.19	400,130.25	131,407.15	268,723.10
432	9097	MANAGE INFO SYS 0.80	0.00	0.00	0.00	0.00	0.80	0.00	0.80
<hr/>									
Total For Fund	432:	0.80	0.00	0.00	0.00	0.00	0.80	0.00	0.80
450	9008	SCHOOLNET PLUS FY2008 1.00	0.00	0.00	0.00	0.00	1.00	0.00	1.00
<hr/>									
Total For Fund	450:	1.00	0.00	0.00	0.00	0.00	1.00	0.00	1.00

MEDINA CITY SCHOOLS
OH Cash Position Report

ACCOUNTING PERIOD : 9/23

FUND	SCC	DESCRIPTION	BEGIN BALANCE	MTD RECEIPTS	FYTD RECEIPTS	MTD EXPENDITURES	FYTD EXPENDITURES	CURRENT FUND BALANCE	CURRENT ENCUMBRANCE	UNENCUMBERED FUND BALANCE
451	9012	CONNECTIVITY	6,582.50	9,900.00	19,800.00	0.00	0.00	26,382.50	0.00	26,382.50
<hr/>										
Total For Fund	451:	6,582.50	9,900.00	19,800.00	0.00	0.00	26,382.50	0.00	26,382.50	
452	9008	SCHOOLNET PD FY08	66.15	0.00	0.00	0.00	0.00	66.15	0.00	66.15
<hr/>										
Total For Fund	452:	66.15	0.00	0.00	0.00	0.00	66.15	0.00	66.15	
467	9021	STUD WELLNESS AND SUCCESS	71,712.61	0.00	0.00	0.00	99,133.71	-27,421.10	0.00	-27,421.10
<hr/>										
Total For Fund	467:	71,712.61	0.00	0.00	0.00	99,133.71	-27,421.10	0.00	-27,421.10	
499	9012	INTERN PSYCH FY12	45.81	0.00	0.00	0.00	0.00	45.81	0.00	45.81
499	9013	INTERN PSYCH FY13	39.97	0.00	0.00	0.00	0.00	39.97	0.00	39.97
499	9019	SCHOOL SAFETY	16,617.54	0.00	0.00	0.00	0.00	16,617.54	6,531.13	10,086.41
499	9024	LOCAL GOV INNOVATION FUND	7,750.00	0.00	0.00	0.00	0.00	7,750.00	0.00	7,750.00
499	9039	INTERN PSYCH GRANT FY09	2.20	0.00	0.00	0.00	0.00	2.20	0.00	2.20
499	9112	E-TECH BLENDED LEARNING	321.71	0.00	0.00	0.00	0.00	321.71	0.00	321.71

PAGE NUMBER: 17

FUND	SCC	DESCRIPTION	BEGIN BALANCE	MTD RECEIPTS	FYTD RECEIPTS	MTD EXPENDITURES	FYTD EXPENDITURES	CURRENT FUND BALANCE	CURRENT ENCUMBRANCE	UNENCUMBERED FUND BALANCE
<hr/>										
Total For Fund	499:									
		24,777.23	0.00	0.00	0.00	0.00	24,777.23	6,531.13	18,246.10	
<hr/>										
506	9014	RES ED GRANT								
		950.00	0.00	0.00	0.00	0.00	950.00	0.00	950.00	
<hr/>										
Total For Fund	506:									
		950.00	0.00	0.00	0.00	0.00	950.00	0.00	950.00	
<hr/>										
507	9022	ARP ESSER								
		0.00	0.00	164,788.43	12,457.52	892,106.79	-727,318.36	1,046,814.46	-1,774,132.82	
507	9121	ESSER II								
		-279.43	0.00	42,870.30	7,832.80	170,655.69	-128,064.82	398,432.70	-526,497.52	
507	9222	ARP ESSER HOMELESS								
		0.00	0.00	0.00	9,630.39	15,905.12	-15,905.12	497.24	-16,402.36	
<hr/>										
Total For Fund	507:									
		-279.43	0.00	207,658.73	29,920.71	1,078,667.60	-871,288.30	1,445,744.40	-2,317,032.70	
<hr/>										
516	9015	TITLE VI-B								
		2,690.82	0.00	0.00	0.00	0.00	2,690.82	0.00	2,690.82	
516	9016	TITLE VI-B								
		229.90	0.00	0.00	0.00	0.00	229.90	0.00	229.90	
516	9021	TITLE VI-B								
		4.85	0.00	0.00	0.00	0.00	4.85	0.00	4.85	
516	9022	TITLE VI-B								
		0.00	0.00	242,398.37	0.00	251,820.56	-9,422.19	9,240.00	-18,662.19	
516	9023	TITLE VI-B								
		0.00	0.00	386,107.07	132,343.20	1,119,007.47	-732,900.40	33,733.42	-766,633.82	
516	9122	ARP IDEA								
		0.00	0.00	1,335.12	0.00	5,302.89	-3,967.77	0.00	-3,967.77	
516	9123	APR IDEA								
		0.00	0.00	88,905.54	27,960.00	170,145.24	-81,239.70	0.00	-81,239.70	
<hr/>										

EFINANCEPLUS
 DATE: 04/12/2023
 TIME: 16:47:12
 SELECTION CRITERIA : ALL

MEDINA CITY SCHOOLS
 OH Cash Position Report

PAGE NUMBER: 18

ACCOUNTING PERIOD : 9/23

FUND	SCC	DESCRIPTION BEGIN BALANCE	MTD RECEIPTS	FYTD RECEIPTS	MTD EXPENDITURES	FYTD EXPENDITURES	CURRENT FUND BALANCE	CURRENT ENCUMBRANCE	UNENCUMBERED FUND BALANCE
Total For Fund 516:									
		2,925.57	0.00	718,746.10	160,303.20	1,546,276.16	-824,604.49	42,973.42	-867,577.91
551	9120	TITLE III LEP 2,792.08	0.00	0.00	0.00	0.00	2,792.08	0.00	2,792.08
551	9122	TITLE III LEP -220.00	0.00	7,842.15	0.00	921.51	6,700.64	0.00	6,700.64
Total For Fund 551:									
		2,572.08	0.00	7,842.15	0.00	921.51	9,492.72	0.00	9,492.72
572	9022	TITLE I 0.00	0.00	97,204.52	0.00	82,532.70	14,671.82	0.00	14,671.82
572	9023	TITLE I 0.00	0.00	259,290.90	41,599.35	322,780.37	-63,489.47	1,903.26	-65,392.73
572	9116	TITLE I-D 2.83	0.00	0.00	0.00	0.00	2.83	0.00	2.83
572	9121	TITLE I-D -417.64	0.00	0.00	0.00	0.00	-417.64	0.00	-417.64
572	9122	TITLE I-D 417.64	0.00	82,290.68	0.00	81,125.89	1,582.43	0.00	1,582.43
572	9123	TITLE I-D 0.00	0.00	18,275.68	1,790.78	21,440.67	-3,164.99	13,778.27	-16,943.26
572	9222	TITLE I EOE -15,690.39	0.00	15,690.39	0.00	0.00	0.00	0.00	0.00
Total For Fund 572:									
		-15,687.56	0.00	472,752.17	43,390.13	507,879.63	-50,815.02	15,681.53	-66,496.55
584	9022	TITLE IV-A -861.90	0.00	22,591.16	0.00	20,247.77	1,481.49	0.00	1,481.49
584	9023	TITLE IV-A 0.00	0.00	17,557.44	6,979.54	41,212.86	-23,655.42	6,328.30	-29,983.72

EFINANCEPLUS
DATE: 04/12/2023
TIME: 16:47:12
SELECTION CRITERIA : ALL

MEDINA CITY SCHOOLS
OH Cash Position Report

PAGE NUMBER: 19

ACCOUNTING PERIOD : 9/23

FUND	SCC	DESCRIPTION	MTD RECEIPTS	FYTD RECEIPTS	MTD EXPENDITURES	FYTD EXPENDITURES	CURRENT FUND BALANCE	CURRENT ENCUMBRANCE	UNENCUMBERED FUND BALANCE
-----			-----						
Total For Fund	584:								
		-861.90	0.00	40,148.60	6,979.54	61,460.63	-22,173.93	6,328.30	-28,502.23
587	9022	EARLY CHILDHOOD 0.00	0.00	5,980.58	0.00	8,327.59	-2,347.01	0.00	-2,347.01
587	9023	EARLY CHILDHOOD 0.00	0.00	19,553.77	3,573.29	25,217.84	-5,664.07	536.47	-6,200.54
587	9123	ARP IDEA EARLY ED 0.00	0.00	1,779.23	0.00	2,867.20	-1,087.97	3,132.80	-4,220.77
-----			-----						
Total For Fund	587:								
		0.00	0.00	27,313.58	3,573.29	36,412.63	-9,099.05	3,669.27	-12,768.32
590	9022	TITLE II-A 0.00	0.00	52,077.40	-400.00	54,346.17	-2,268.77	0.00	-2,268.77
590	9023	TITLE II-A 0.00	0.00	77,163.94	4,942.64	83,429.96	-6,266.02	30,547.51	-36,813.53
-----			-----						
Total For Fund	590:								
		0.00	0.00	129,241.34	4,542.64	137,776.13	-8,534.79	30,547.51	-39,082.30
599	9022	NSLP EQUIP ASSIST 0.00	0.00	0.00	18,351.91	127,040.55	-127,040.55	0.00	-127,040.55
599	9023	OFCC SAFETY/SECURITY 0.00	0.00	550,000.00	0.00	359,008.80	190,991.20	38,679.92	152,311.28
-----			-----						
Total For Fund	599:								
		0.00	0.00	550,000.00	18,351.91	486,049.35	63,950.65	38,679.92	25,270.73
-----			-----						
GRAND TOTALS:									
		67,753,269.09	7,849,086.80	99,399,714.01	9,159,113.79	93,041,164.16	74,111,818.94	10,319,774.64	63,792,044.30

EFINANCEPLUS
 DATE: 04/12/2023
 TIME: 16:47:12
 SELECTION CRITERIA : ALL

MEDINA CITY SCHOOLS
 OH Cash Position Report

PAGE NUMBER: 20

ACCOUNTING PERIOD : 9/23

FUND	SCC	DESCRIPTION BEGIN BALANCE	MTD RECEIPTS	FYTD RECEIPTS	MTD EXPENDITURES	FYTD EXPENDITURES	CURRENT FUND BALANCE	CURRENT ENCUMBRANCE	UNENCUMBERED FUND BALANCE
001		31,219,516.68	5,591,068.02	66,716,053.61	6,263,284.92	58,135,270.38	39,800,299.91	3,324,736.94	36,475,562.97
002		3,731,713.08	264,764.60	5,619,752.10	30,591.80	5,514,953.95	3,836,511.23	795,962.00	3,040,549.23
003		473,785.05	0.00	130,000.00	5,988.03	42,721.53	561,063.52	39,407.45	521,656.07
006		1,141,851.51	335,137.25	1,975,093.55	224,346.19	1,968,857.27	1,148,087.79	264,892.63	883,195.16
007		48,716.42	285.74	21,791.29	0.00	0.00	70,507.71	20,000.00	50,507.71
008		724,007.48	198.67	1,060.23	0.00	0.00	725,067.71	0.00	725,067.71
009		154,039.38	20,213.68	290,773.00	16,896.68	155,922.71	288,889.67	135,519.72	153,369.95
014		795,546.60	41,815.20	885,119.69	126,454.87	1,150,361.24	530,305.05	131,417.92	398,887.13
016		18,060,061.09	457,717.32	7,083,473.81	853,125.83	7,900,373.15	17,243,161.75	206,214.26	17,036,947.49
018		929,134.64	22,670.27	140,484.24	47,035.37	252,259.42	817,359.46	185,317.46	632,042.00
019		49,227.47	0.00	0.00	299.00	4,102.00	45,125.47	1,900.00	43,225.47
020		108,824.60	1,859.26	38,398.96	883.00	5,153.91	142,069.65	4,117.00	137,952.65
022		69,493.36	10,625.00	25,581.11	2,617.86	10,983.25	84,091.22	8,019.30	76,071.92
024		5,437,753.25	964,603.01	8,697,152.56	1,038,546.03	8,630,447.04	5,504,458.77	2,446,000.36	3,058,458.41

EFINANCEPLUS
 DATE: 04/12/2023
 TIME: 16:47:12
 SELECTION CRITERIA : ALL

MEDINA CITY SCHOOLS
 OH Cash Position Report

PAGE NUMBER: 21

ACCOUNTING PERIOD : 9/23

FUND	SCC	DESCRIPTION BEGIN BALANCE	MTD RECEIPTS	FYTD RECEIPTS	MTD EXPENDITURES	FYTD EXPENDITURES	CURRENT FUND BALANCE	CURRENT ENCUMBRANCE	UNENCUMBERED FUND BALANCE
027		567,443.83	13,065.84	129,518.02	95,679.29	183,083.81	513,878.04	89,111.11	424,766.93
071		3,208,431.53	0.00	3,243,801.23	84,456.93	3,418,650.07	3,033,582.69	586,436.94	2,447,145.75
200		467,857.21	37,333.24	179,793.35	18,670.72	110,376.27	537,274.29	205,122.38	332,151.91
300		377,146.03	76,215.24	1,204,699.98	31,560.06	1,063,575.62	518,270.39	154,036.54	364,233.85
401		95,960.83	1,614.46	843,664.61	51,615.79	539,495.19	400,130.25	131,407.15	268,723.10
432		0.80	0.00	0.00	0.00	0.00	0.80	0.00	0.80
450		1.00	0.00	0.00	0.00	0.00	1.00	0.00	1.00
451		6,582.50	9,900.00	19,800.00	0.00	0.00	26,382.50	0.00	26,382.50
452		66.15	0.00	0.00	0.00	0.00	66.15	0.00	66.15
467		71,712.61	0.00	0.00	0.00	99,133.71	-27,421.10	0.00	-27,421.10
499		24,777.23	0.00	0.00	0.00	0.00	24,777.23	6,531.13	18,246.10
506		950.00	0.00	0.00	0.00	0.00	950.00	0.00	950.00
507		-279.43	0.00	207,658.73	29,920.71	1,078,667.60	-871,288.30	1,445,744.40	-2,317,032.70
516		2,925.57	0.00	718,746.10	160,303.20	1,546,276.16	-824,604.49	42,973.42	-867,577.91

EFINANCEPLUS
 DATE: 04/12/2023
 TIME: 16:47:12
 SELECTION CRITERIA : ALL

MEDINA CITY SCHOOLS
 OH Cash Position Report

PAGE NUMBER: 22

ACCOUNTING PERIOD : 9/23

FUND	SCC	DESCRIPTION BEGIN BALANCE	MTD RECEIPTS	FYTD RECEIPTS	MTD EXPENDITURES	FYTD EXPENDITURES	CURRENT FUND BALANCE	CURRENT ENCUMBRANCE	UNENCUMBERED FUND BALANCE
551		2,572.08	0.00	7,842.15	0.00	921.51	9,492.72	0.00	9,492.72
572		-15,687.56	0.00	472,752.17	43,390.13	507,879.63	-50,815.02	15,681.53	-66,496.55
584		-861.90	0.00	40,148.60	6,979.54	61,460.63	-22,173.93	6,328.30	-28,502.23
587		0.00	0.00	27,313.58	3,573.29	36,412.63	-9,099.05	3,669.27	-12,768.32
590		0.00	0.00	129,241.34	4,542.64	137,776.13	-8,534.79	30,547.51	-39,082.30
599		0.00	0.00	550,000.00	18,351.91	486,049.35	63,950.65	38,679.92	25,270.73
GRAND TOTALS:		67,753,269.09	7,849,086.80	99,399,714.01	9,159,113.79	93,041,164.16	74,111,818.94	10,319,774.64	63,792,044.30

Medina City Schools

Check Register For

March 2023

4/12/23

5:37 PM

Check Date	Check Number	Vendor Name	Transaction Amount
03/01/2023	V740711	GORDON FOOD SERVICE	\$8,377.42
03/01/2023 - Total			\$8,377.42
03/02/2023	V744015	MEMO - A&M ENDEAVORS LLC	\$54.95
03/02/2023 - Total			\$54.95
03/06/2023	V741796	MEMO - MEDICAL MUTUAL	\$70,911.30
03/06/2023	V741797	MEMO - MEDICAL MUTUAL	\$198,360.63
03/06/2023 - Total			\$269,271.93
03/07/2023	V744016	MEMO - WESTFIELD BANK	\$513.44
03/07/2023 - Total			\$513.44
03/08/2023	V741799	MEMO MET LIFE INSURANCE	\$3,516.45
03/08/2023 - Total			\$3,516.45
03/09/2023	740553	BRANDI MCEUEN	\$28.00
03/09/2023	740554	CARI HINER	\$28.00
03/09/2023	740555	KRISTA WALKER	\$28.00
03/09/2023	740556	LISA GANNON	\$28.00
03/09/2023	740557	MELISSA KOSTILNIK	\$8.50
03/09/2023	740558	STU MANN	\$28.00
03/09/2023	740559	SUSAN KAUTZMAN	\$28.00
03/09/2023	740560	TIFFANY SCHROETER	\$28.00
03/09/2023	740630	A&N RESTAURANT EQUIPMENT	\$3,020.14
03/09/2023	740631	ADVANCE AUTO PARTS	\$55.41
03/09/2023	740632	AG-PRO OHIO LLC	\$390.84
03/09/2023	740633	AIR CONTROL PRODUCTS	\$279.00
03/09/2023	740634	ANTHONY STABILE	\$90.72
03/09/2023	740635	APOLLO PEST CONTROL INC.	\$628.00
03/09/2023	740636	APPLE INC.	\$27,960.00
03/09/2023	740637	ARMSTRONG UTILITIES INC.	\$717.42
03/09/2023	740638	AUDITOR OF STATE'S OFFICE	\$3,245.00
03/09/2023	740639	BOILER SPECIALISTS INC	\$747.00
03/09/2023	740640	BUEHLER'S FRESH FOODS	\$350.00
03/09/2023	740641	BRIGHAM YOUNG UNIVERSITY	\$1,325.00
03/09/2023	740642	CAFETERIA-PEPSI COLA ORDERS	\$513.04
03/09/2023	740643	CAPP USA INC.	\$884.70

Medina City Schools Check Register For March 2023

4/12/23

5:37 PM

Check Date	Check Number	Vendor Name	Transaction Amount
03/09/2023	740644	CHILDREN'S CENTER OF MEDINA COUNTY	\$300.00
03/09/2023	740645	CLEVELAND PLUMBING SUPPLY CO.	\$32.20
03/09/2023	740646	COCA COLA BOTTLING CO CSLDT	\$544.21
03/09/2023	740647	CQ PRINTING	\$215.00
03/09/2023	740648	CRANDALL COMPANY INC	\$479.49
03/09/2023	740649	CROSSROADS ASPHALT RECYCLING, INC.	\$264.50
03/09/2023	740650	DATA RECOGNITION CORP.	\$8,904.39
03/09/2023	740651	DEMCO INC	\$481.47
03/09/2023	740652	DOMINICS PIZZA & JO JO'S BAR	\$242.71
03/09/2023	740653	JENNIFER SLAIGHT	\$455.00
03/09/2023	740654	EDUEVERYTHING INC	\$140.00
03/09/2023	740655	ETIENNE MASSICOTTE	\$70.00
03/09/2023	740656	EVE CHESTER	\$66.58
03/09/2023	740657	GIONINO'S PIZZERIA	\$94.00
03/09/2023	740658	GORDON FOOD SERVICE	\$38.08
03/09/2023	740659	GRAINGER SUPPLY CO	\$802.64
03/09/2023	740660	HERSHEY CREAMERY CO	\$2,152.92
03/09/2023	740661	HOBART SALES & SERV., HMR INNOTECH	\$2,243.79
03/09/2023	740662	IMMIX MARKETING	\$6,375.00
03/09/2023	740663	JAKE KRAHE	\$70.45
03/09/2023	740664	JUSTWRITE, INC.	\$400.00
03/09/2023	740665	JW PEPPER & SON, INC.	\$299.00
03/09/2023	740666	LEARNWELL	\$239.40
03/09/2023	740667	LODI LUMBER CO	\$159.45
03/09/2023	740668	MACKIN BOOK COMPANY	\$1,815.37
03/09/2023	740669	MADISON J LUCAS	\$220.00
03/09/2023	740670	MAGICAL THEATRE COMPANY	\$1,100.00
03/09/2023	740671	MARS ELECTRIC CO.	\$27.77
03/09/2023	740672	MATH LEARNING CENTER	\$75.00
03/09/2023	740673	MCS FOOD SERVICE DEPT.	\$6.00
03/09/2023	740674	MEDINA CITY SCHOOLS	\$40.59
03/09/2023	740675	MEDINA CITY SCHOOLS - BUSINESS DEPT	\$905.46
03/09/2023	740676	MEDINA COUNTY BOARD OF DD.	\$5,304.00

Medina City Schools Check Register For March 2023

4/12/23

5:37 PM

Check Date	Check Number	Vendor Name	Transaction Amount
03/09/2023	740677	MEDINA COUNTY SOLID WASTE DIST	\$105.60
03/09/2023	740678	MEDINA HARDWARE INC	\$145.60
03/09/2023	740679	MIDLAND HARDWARE COMPANY	\$43.67
03/09/2023	740680	MINUTEMAN PRESS	\$141.62
03/09/2023	740681	MONARCH CARPET ONE	\$450.00
03/09/2023	740682	MONTVILLE POLICE DEPARTMENT	\$1,326.00
03/09/2023	740683	NAEIR	\$221.00
03/09/2023	740684	NICHOLE JANINE SZYDLO	\$380.00
03/09/2023	740685	ALFRED NICKLES BAKERY INC	\$991.82
03/09/2023	740686	OAESA	\$590.00
03/09/2023	740687	OHIO EDISON COMPANY	\$90,579.21
03/09/2023	740688	OHIO SCHOOL BOARDS ASSOC	\$200.00
03/09/2023	740689	OHIO SCHOOLS COUNCIL	\$12,286.00
03/09/2023	740690	OTC BRANDS INC	\$64.98
03/09/2023	740691	QUEST DIAGNOSTICS HEALTH & WELLNESS	\$1,302.75
03/09/2023	740692	ROJEN COMPANY	\$180.96
03/09/2023	740693	RUMPKE OF OHIO INC	\$1,523.28
03/09/2023	740694	SC STRATEGIC SOLUTIONS LLC	\$7,412.40
03/09/2023	740695	SCHOOL NUTRITION ASSOCIATION	\$161.00
03/09/2023	740696	SCRUBBER CITY INC	\$328.44
03/09/2023	740697	DF SUPPLY, INC.	\$378.69
03/09/2023	740698	SHERWIN WILLIAMS COMPANY	\$66.67
03/09/2023	740699	STANDARD WELDING & STEEL PRODUCTS	\$7.00
03/09/2023	740700	STAPLES INC	\$426.93
03/09/2023	740701	SUBURBAN SCHOOL TRANSPORTATION	\$93,065.70
03/09/2023	740702	SUSAN BOLENDER	\$75.00
03/09/2023	740703	THE UPS STORE	\$16.63
03/09/2023	740704	TRACY BROWN	\$260.00
03/09/2023	740705	WELLINGTON IMPLEMENT CO. INC.	\$511.99
03/09/2023	740706	WOLFF BROS. SUPPLY INC.	\$1,112.13
03/09/2023	740707	WORLD RISK MANAGEMENT	\$71,147.00
03/09/2023	740708	WRAPAROUND EXPERTS, LLC	\$6,760.00
03/09/2023	740709	WRESTLE ONE TOURNAMENTS, LLC	\$1,450.00

Medina City Schools

Check Register For

March 2023

4/12/23

5:37 PM

Check Date	Check Number	Vendor Name	Transaction Amount
03/09/2023	740710	XEROX FINANCIAL SERVICES LLC	\$11,517.00
03/09/2023	V740550	CINTAS CORPORATION (V-CARD)	\$635.03
03/09/2023	V740551	FOLLETT SCHOOL SOLUTIONS (V-CARD)	\$2,409.92
03/09/2023	V740552	TK ELEVATOR CORP. (V-CARD)	\$76,046.00
03/09/2023	V740561	ACHIEVEMENT ADVANTAGE	\$3,037.50
03/09/2023	V740562	ALAN T ROLAND	\$150.00
03/09/2023	V740566	AMAZON.COM	\$10,246.15
03/09/2023	V740567	ANTHONY BELSITO	\$990.00
03/09/2023	V740568	ARKAY FLORALS - FLOWER GALLERY	\$80.00
03/09/2023	V740569	AVANT ASSESSMENT LLC	\$1,693.20
03/09/2023	V740570	BARNES & NOBLE BOOKSELLERS	\$153.58
03/09/2023	V740571	NEW DAIRY HOLDCO, LLC.	\$4,927.46
03/09/2023	V740572	CARDINAL BUS SALES & SERV INC	\$2,263.42
03/09/2023	V740573	CDWG	\$2,112.41
03/09/2023	V740574	CHRISTIA MATTEY	\$2,122.20
03/09/2023	V740575	CLEVELAND CLINIC CENTER	\$31,184.16
03/09/2023	V740576	COUNS. CNTR OF WAYNE & HOLMES CTY.	\$39,624.65
03/09/2023	V740577	DAWN PROKOP	\$1,241.81
03/09/2023	V740578	DE LAGE LANDEN FINANCIAL	\$1,359.16
03/09/2023	V740579	RONALD A DOUGLAS	\$14.43
03/09/2023	V740580	TIFFANY IRENE EMERSON-KOSMAN	\$160.55
03/09/2023	V740581	ENNIS BRITTON CO LPA	\$6,300.00
03/09/2023	V740582	ENTERPRISE FM TRUST	\$8,410.93
03/09/2023	V740583	FRONTLINE TECHNOLOGIES GROUP, LLC.	\$15,808.09
03/09/2023	V740584	GABRIELE KNAFLICH	\$1,280.00
03/09/2023	V740585	GOPHER SPORT	\$387.03
03/09/2023	V740586	MARCIE R HENNING	\$48.02
03/09/2023	V740587	THERESA JENNIFER HORTON	\$67.86
03/09/2023	V740588	HOUGHTON MIFFLIN HARCOURT	\$5,378.84
03/09/2023	V740589	JOHNSON CONTROLS FIRE PROT	\$490.00
03/09/2023	V740590	JOSHEN PAPER & PACKAGING CO.	\$850.39
03/09/2023	V740591	NICHOLAS D KAPLACK	\$56.19
03/09/2023	V740592	MARK THOMAS KELLY	\$148.03

Medina City Schools Check Register For March 2023

4/12/23

5:37 PM

Check Date	Check Number	Vendor Name	Transaction Amount
03/09/2023	V740593	KELLY L MCLAREN-OLIN	\$9.77
03/09/2023	V740594	CHARLOTTE J KOLKE	\$17.61
03/09/2023	V740595	LLA THERAPY, LLC.	\$35,812.75
03/09/2023	V740596	KARON ROSE LIPPINCOTT	\$149.34
03/09/2023	V740597	MACIE PUBLISHING COMPANY	\$63.35
03/09/2023	V740598	LISA ROSE MALBIN	\$21.55
03/09/2023	V740599	MCMASTER-CARR SUPPLY COMPANY	\$119.28
03/09/2023	V740600	MEDINA CITY SCHOOLS FOUNDATION	\$1,000.00
03/09/2023	V740601	MICHAEL L WESNER	\$2,324.34
03/09/2023	V740602	MEGAN RENEE MONTGOMERY	\$174.44
03/09/2023	V740603	ANGELA LYNN MORMAN	\$21.62
03/09/2023	V740604	MUSIC AND ARTS	\$215.00
03/09/2023	V740605	NEW STORY SCHOOLS OF OHIO	\$8,198.50
03/09/2023	V740606	NICHOLAS BRANDON MACLARREN	\$150.00
03/09/2023	V740607	JESSICA LYNN NIEMANTSVERDRIET	\$10.97
03/09/2023	V740608	OASBO	\$525.00
03/09/2023	V740609	PITSCO EDUCATION, LLC.	\$46.80
03/09/2023	V740610	POWERSCHOOL HOLDINGS LLC	\$1,676.66
03/09/2023	V740611	BRADFORD S QUADE	\$40.00
03/09/2023	V740612	QUADIENT LEASING USA, INC.	\$937.35
03/09/2023	V740613	QUENCH USA, INC.	\$59.95
03/09/2023	V740614	QUILL CORPORATION	\$1,253.41
03/09/2023	V740615	REDTREE INVESTMENT GROUP	\$1,443.13
03/09/2023	V740616	REINHARDT SUPPLY COMPANY	\$3,600.21
03/09/2023	V740617	SHAYNA MICHELLE SAMOSKY	\$52.40
03/09/2023	V740618	SCHOOL SPECIALTY, LLC.	\$2,361.07
03/09/2023	V740619	SHELLEY A. MACK	\$682.50
03/09/2023	V740620	DANIEL JOSEPH SMITH	\$18.73
03/09/2023	V740621	SPORTSWORLD	\$30.50
03/09/2023	V740622	TALBERT'S COMMERCIAL PRODUCTS	\$293.64
03/09/2023	V740623	HAYDEN CHANDLER TALLEY	\$14.48
03/09/2023	V740624	TARA LOCHER	\$700.00
03/09/2023	V740625	TECHNOLOGY ENGINEERING GROUP, LLC	\$5,110.00

Medina City Schools Check Register For March 2023

4/12/23

5:37 PM

Check Date	Check Number	Vendor Name	Transaction Amount
03/09/2023	V740626	TEXTHELP INC	\$340.20
03/09/2023	V740627	VINSON GROUP LLC	\$2,575.00
03/09/2023	V740628	RODNEY S WEHRLEY	\$186.81
03/09/2023	V740629	WHITE HOUSE ARTESIAN SPRINGS	\$17.50
03/09/2023 - Total			\$670,135.18
03/10/2023	V741690	MEMO-FLEXSAVE	\$12,288.69
03/10/2023	V741691	MEDINA CITY SCHOOLS FOUNDATION	\$69.00
03/10/2023	V741692	MEMO - SERS - BOARD	\$63,159.29
03/10/2023	V741693	MEMO - STRS - BOARD	\$250,601.67
03/10/2023	V741694	MEMO -EFTPS - TAXES	\$250,887.73
03/10/2023	V741695	MEMO -MEDINA CITY SCHOOLS	\$467,653.06
03/10/2023	V741696	MEMO MET LIFE INSURANCE	\$5,007.96
03/10/2023	V741697	MEMO --S E R S - EMPLOYEE	\$45,611.19
03/10/2023	V741698	MEMO --S T R S - EMPLOYEE	\$262,099.27
03/10/2023	V741699	OHIO BUSINESS GATEWAY	\$51,083.73
03/10/2023	V741700	OHIO CHILD SUPPORT PAYMENT CENTRAL	\$449.93
03/10/2023	V741701	MEMO - OMNI	\$45,433.97
03/10/2023	V741702	TRUSTMARK VOLUNTARY BENEFITS	\$1,822.17
03/10/2023	V741703	WORKERS COMP MEMO	\$4.00
03/10/2023	V741800	GORDON FOOD SERVICE	\$8,371.19
03/10/2023	V741801	MEMO MET LIFE INSURANCE	\$21.16
03/10/2023	V744013	OHIO DEPT OF ED - MEMO CK	\$32,340.74
03/10/2023 - Total			\$1,496,904.75
03/13/2023	V741798	MEMO - MEDICAL MUTUAL	\$250,160.35
03/13/2023	V742932	MEMO-CAPITAL ONE	\$35,747.85
03/13/2023	V743034	MEMO-CAPITAL ONE	\$275.00
03/13/2023 - Total			\$286,183.20
03/14/2023	741683	F.C.P.E	\$143.00
03/14/2023	741684	KIDS FIRST	\$12.00
03/14/2023	741685	OAPSE	\$4,257.76
03/14/2023	741686	KEITH L RUCINSKI, CHAPTER 13 TRSTEE	\$1,638.00
03/14/2023	741687	OHIO EDUCATION ASSOCIATION	\$360.49
03/14/2023	741688	PEOPLE QUALIFIED COMMITTEE	\$23.12

Medina City Schools Check Register For March 2023

4/12/23

5:37 PM

Check Date	Check Number	Vendor Name	Transaction Amount
03/14/2023	741689	R.I.T.A.	\$16.67
03/14/2023	741704	OAPSE	\$4,276.24
03/14/2023 - Total			\$10,727.28
03/16/2023	741740	A&N RESTAURANT EQUIPMENT	\$355.00
03/16/2023	741741	ADORAMA INC.	\$18.75
03/16/2023	741742	ADVANCE AUTO PARTS	\$168.78
03/16/2023	741743	AKRON CANTON WASTE OIL	\$341.25
03/16/2023	741744	AQUACLEAR	\$111.85
03/16/2023	741745	BELLEFAIRE JEWISH CHILDREN'S	\$4,905.60
03/16/2023	741746	BERNARD SPECIALTY COMPANY	\$95.08
03/16/2023	741747	BEST TRUCKEQUIPMENT INC.	\$308.75
03/16/2023	741748	BOYERT INC.	\$289.00
03/16/2023	741749	BUZZARD TOOLS LLC	\$38.99
03/16/2023	741750	CAFETERIA-PEPSI COLA ORDERS	\$1,398.37
03/16/2023	741751	CAROLINA BIOLOGICAL SUPPLY CO.	\$212.55
03/16/2023	741752	CITY OF MEDINA (WATER DEPT.)	\$13,964.10
03/16/2023	741753	COCA COLA BOTTLING CO CSLDT	\$848.26
03/16/2023	741754	CRANDALL COMPANY INC	\$797.70
03/16/2023	741755	CRANKSHOOTER, LLC.	\$530.59
03/16/2023	741756	CROWN TROPHY OF MEDINA	\$30.00
03/16/2023	741757	DOUGH GO'S	\$698.70
03/16/2023	741758	EDUCATIONAL SERVICE CENTER OF NE OH	\$47,592.00
03/16/2023	741759	FARNHAM EQUIPMENT COMPANY INC	\$737.00
03/16/2023	741760	GORDON FOOD SERVICE	\$530.77
03/16/2023	741761	GRAINGER SUPPLY CO	\$191.94
03/16/2023	741762	GREAT LAKES BIOMEDICAL LLC	\$299.00
03/16/2023	741763	GRIZZLY AUTO & TIRE	\$35.10
03/16/2023	741764	HARRISON FORD INC	\$450.02
03/16/2023	741765	HERSHEY CREAMERY CO	\$1,644.40
03/16/2023	741766	HOME SCIENCE TOOLS	\$116.53
03/16/2023	741767	JW PEPPER & SON, INC.	\$30.00
03/16/2023	741768	MACKIN BOOK COMPANY	\$304.04
03/16/2023	741769	MARIGOLD GROUP, LLC	\$151.20

Medina City Schools

Check Register For

March 2023

4/12/23

5:37 PM

Check Date	Check Number	Vendor Name	Transaction Amount
03/16/2023	741770	MCS FOOD SERVICE DEPT.	\$8.25
03/16/2023	741771	MEDINA MANAGEMENT COMPANY, LLC.	\$274.40
03/16/2023	741772	MEDINA HARDWARE INC	\$102.52
03/16/2023	741773	MINUTEMAN PRESS	\$147.20
03/16/2023	741774	MONARCH CARPET ONE	\$50.00
03/16/2023	741775	NICHOLE JANINE SZYDLO	\$60.00
03/16/2023	741776	ALFRED NICKLES BAKERY INC	\$618.27
03/16/2023	741777	NORTH GATEWAY TIRE CO INC	\$222.60
03/16/2023	741778	OHIO ASSOC OF STUDENT LEADERS	\$1,260.00
03/16/2023	741779	OHIO DISTRICT KEY CLUB	\$320.00
03/16/2023	741780	OHIO EDISON COMPANY	\$551.16
03/16/2023	741781	THE OHIO HISTORICAL SOCIETY, INC.	\$525.00
03/16/2023	741782	OTC BRANDS INC	\$159.91
03/16/2023	741783	REALLY GOOD STUFF LLC	\$107.82
03/16/2023	741784	REMINDERBAND INC.	\$243.00
03/16/2023	741785	ROJEN COMPANY	\$671.24
03/16/2023	741786	SCRUBBER CITY INC	\$507.77
03/16/2023	741787	SHERWIN WILLIAMS COMPANY	\$205.14
03/16/2023	741788	STARFALL EDUCATION FOUNDATION	\$355.00
03/16/2023	741789	STERLING FARM EQUIPMENT	\$19.56
03/16/2023	741790	TRIMARK SS KEMP	\$20,615.54
03/16/2023	741791	UNITED RENTALS (N AMERICA) INC	\$340.00
03/16/2023	741792	UNITY SCHOOL BUS PARTS INC.	\$327.00
03/16/2023	741793	VALERIE PURTILO	\$236.25
03/16/2023	741794	VERIZON WIRELESS	\$85.63
03/16/2023	741795	XEROX FINANCIAL SERVICES LLC	\$11,517.00
03/16/2023	V741705	CINTAS CORPORATION (V-CARD)	\$484.43
03/16/2023	V741706	POINT SPRING & DRIVESHAFT (V-CARD)	\$2,121.69
03/16/2023	V741707	ROBERT J. VERNAK (V-CARD)	\$460.00
03/16/2023	V741708	TK ELEVATOR CORP. (V-CARD)	\$685.24
03/16/2023	V741712	AMAZON.COM	\$10,295.05
03/16/2023	V741713	ANTHONY BELSITO	\$440.00
03/16/2023	V741714	CHARLES R ARENA	\$6.49

Medina City Schools

Check Register For

March 2023

4/12/23

5:37 PM

Check Date	Check Number	Vendor Name	Transaction Amount
03/16/2023	V741715	ASCD	\$358.52
03/16/2023	V741716	BLICK ART MATERIALS LLC	\$284.26
03/16/2023	V741717	NEW DAIRY HOLDCO, LLC.	\$2,218.35
03/16/2023	V741718	CARDINAL BUS SALES & SERV INC	\$6,891.56
03/16/2023	V741719	CENTERRA CO-OP	\$36,364.26
03/16/2023	V741720	CUMMINS SALES AND SERVICE	\$2,556.78
03/16/2023	V741721	DAWN PROKOP	\$1,443.00
03/16/2023	V741722	EASY GRAPHICS CORP	\$344.27
03/16/2023	V741723	LARRY ALAN LAIRD	\$180.00
03/16/2023	V741724	KELLY L MCLAREN-OLIN	\$9.77
03/16/2023	V741725	MCMASTER-CARR SUPPLY COMPANY	\$270.57
03/16/2023	V741726	MNJ TECHNOLOGIES DIRECT INC	\$645.00
03/16/2023	V741727	MUSIC AND ARTS	\$279.34
03/16/2023	V741728	ORLO AUTO PARTS INC	\$1,306.31
03/16/2023	V741729	P & A ADMINISTRATIVE SERVICES	\$821.40
03/16/2023	V741730	PIONEER MANUFACTURING COMPANY	\$181.82
03/16/2023	V741731	PSI AFFILIATES INC.	\$15,608.24
03/16/2023	V741732	REINHARDT SUPPLY COMPANY	\$2,988.50
03/16/2023	V741733	SCHOOL SPECIALTY, LLC.	\$1,269.31
03/16/2023	V741734	EDMOND M SEMANCIK	\$19.00
03/16/2023	V741735	SPORTSWORLD	\$195.00
03/16/2023	V741736	TALBERT'S COMMERCIAL PRODUCTS	\$96.02
03/16/2023	V741737	TECHNOLOGY ENGINEERING GROUP, LLC	\$2,400.00
03/16/2023	V741738	TRANSPORTATION ACCESSORIES CO, INC.	\$540.96
03/16/2023	V741739	USA MOBILE DRUG TESTING	\$237.00
03/16/2023 - Total			\$208,727.72
03/20/2023	V741802	MEMO - MEDICAL MUTUAL	\$249,431.17
03/20/2023 - Total			\$249,431.17
03/23/2023	741806	CAROL GODARD	\$70.00
03/23/2023	741841	ADVANCE AUTO PARTS	\$12.20
03/23/2023	741842	AG DESIGN, INC	\$4,700.00
03/23/2023	741843	ALLIED EQUIPMENT COMPANY	\$5,988.03
03/23/2023	741844	ANDERSON'S	\$273.99

Medina City Schools

Check Register For

March 2023

4/12/23

5:37 PM

Check Date	Check Number	Vendor Name	Transaction Amount
03/23/2023	741845	APOLLO PEST CONTROL INC.	\$723.00
03/23/2023	741846	ARMSTRONG UTILITIES INC.	\$10.65
03/23/2023	741847	AUSTINTOWN-FITCH HIGH SCHOOL	\$400.00
03/23/2023	741848	CAFETERIA-PEPSI COLA ORDERS	\$1,219.40
03/23/2023	741849	CARISSA PATTON YOUNG	\$500.00
03/23/2023	741850	CATHARINE M FAFRAK	\$250.00
03/23/2023	741851	THE MEDINA GAZETTE	\$262.90
03/23/2023	741852	COCA COLA BOTTLING CO CSLDT	\$1,319.28
03/23/2023	741853	COLUMBIA GAS OF OHIO INC	\$9,880.36
03/23/2023	741854	DOMINICS PIZZA & JO JO'S BAR	\$120.62
03/23/2023	741855	EASY WAY SAFETY SERVICES, INC.	\$275.00
03/23/2023	741856	EDWARD DENEFIELD	\$90.00
03/23/2023	741857	GREAT LAKES THEATER	\$3,300.00
03/23/2023	741858	HERSHEY CREAMERY CO	\$2,325.78
03/23/2023	741859	HOBART SALES & SERV., HMR INNOTECH	\$1,554.00
03/23/2023	741860	HOME DEPOT CREDIT SERVICES	\$144.32
03/23/2023	741861	INNOVATIVE SOLUTIONS DISTRIBUTION	\$2,145.00
03/23/2023	741862	JENNIFER MATHESON	\$140.00
03/23/2023	741863	JONATHAN BONEZZI	\$900.00
03/23/2023	741864	JW PEPPER & SON, INC.	\$72.99
03/23/2023	741865	KEVIN MCKINSTRY	\$140.00
03/23/2023	741866	LAKESHORE LEARNING MATERIALS, LLC	\$228.85
03/23/2023	741867	LODI LUMBER CO	\$327.17
03/23/2023	741868	MAGICAL THEATRE COMPANY	\$1,400.00
03/23/2023	741869	MARS ELECTRIC CO.	\$81.76
03/23/2023	741870	MATTHEW HYER	\$90.00
03/23/2023	741871	MCS FOOD SERVICE DEPT.	\$2,961.46
03/23/2023	741872	MEDINA ATHLETIC BOOSTER CLUB	\$1,204.50
03/23/2023	741873	MEDINA FARMERS EXCHANGE CO INC	\$685.02
03/23/2023	741874	MEDINA GLASS COMPANY	\$244.00
03/23/2023	741875	MEDINA HARDWARE INC	\$24.95
03/23/2023	741876	MIDLAND HARDWARE COMPANY	\$118.00
03/23/2023	741877	MIKE HOLTHOUSE	\$105.02

Medina City Schools Check Register For March 2023

4/12/23

5:37 PM

Check Date	Check Number	Vendor Name	Transaction Amount
03/23/2023	741878	MINUTEMAN PRESS	\$210.86
03/23/2023	741879	MULTI VENDOR PO VENDOR NUMBER	\$69.50
03/23/2023	741880	ALFRED NICKLES BAKERY INC	\$1,831.20
03/23/2023	741881	NUHOP CNTR FOR EXPERIENTIAL LEARN.	\$2,310.00
03/23/2023	741882	OTC BRANDS INC	\$399.37
03/23/2023	741883	PHIL LEAK COMPANY	\$250.00
03/23/2023	741884	RAMSEY SOLUTIONS	\$8,497.35
03/23/2023	741885	RYAN T LANE	\$900.00
03/23/2023	741886	SCOTT SCRIVEN LLP	\$10,415.60
03/23/2023	741887	STEPHANIE M. BOWLIN	\$415.00
03/23/2023	741888	SMETZER'S TIRE CENTER INC.	\$265.86
03/23/2023	741889	STAPLES INC	\$130.79
03/23/2023	741890	STERLING PAPER CO	\$929.15
03/23/2023	741891	SWANK MOVIE LICENSING USA	\$504.00
03/23/2023	741892	TEACHER SYNERGY, LLC	\$25.76
03/23/2023	741893	VALORE'S TRUCK PAINTING & BODY CO.	\$951.00
03/23/2023	741894	WESTFIELD INSURANCE COMPANY	\$518.40
03/23/2023	741895	WOLFF BROS. SUPPLY INC.	\$12.67
03/23/2023	V741804	CINTAS CORPORATION (V-CARD)	\$1,325.30
03/23/2023	V741805	POINT SPRING & DRIVESHAFT (V-CARD)	\$1,230.48
03/23/2023	V741807	JASON S SCHELLENBERGER	\$30.00
03/23/2023	V741808	AIRGAS USA LLC	\$145.95
03/23/2023	V741809	ALAN T ROLAND	\$337.50
03/23/2023	V741812	AMAZON.COM	\$12,175.90
03/23/2023	V741813	ANTHONY BELSITO	\$550.00
03/23/2023	V741814	BLICK ART MATERIALS LLC	\$363.13
03/23/2023	V741815	THOMAS H BONEZZI	\$5,000.00
03/23/2023	V741816	NEW DAIRY HOLDCO, LLC.	\$7,918.61
03/23/2023	V741817	BSN SPORTS LLC	\$162.18
03/23/2023	V741818	CARDINAL BUS SALES & SERV INC	\$2,191.24
03/23/2023	V741819	CROSS THREAD SOLUTIONS LLC	\$104.00
03/23/2023	V741820	MARGARET CATHERINE DERRIG	\$39.21
03/23/2023	V741821	DISCOUNT SCHOOL SUPPLY	\$53.95

Medina City Schools Check Register For March 2023

4/12/23

5:37 PM

Check Date	Check Number	Vendor Name	Transaction Amount
03/23/2023	V741822	ESC OF MEDINA COUNTY	\$102.36
03/23/2023	V741823	FBN SYSTEMS INC.	\$1,650.00
03/23/2023	V741824	JAMES W. TIGHE	\$450.00
03/23/2023	V741825	MICHAEL P LEWIS	\$15.20
03/23/2023	V741826	JULIE ANN MCCABE	\$35.37
03/23/2023	V741827	MCMASTER-CARR SUPPLY COMPANY	\$59.97
03/23/2023	V741828	MICHAEL L WESNER	\$2,155.90
03/23/2023	V741829	MUSIC AND ARTS	\$100.00
03/23/2023	V741830	NICHOLAS BRANDON MACLARREN	\$337.50
03/23/2023	V741831	JENNIFER J OEHLER	\$33.32
03/23/2023	V741832	OSPA-OHIO SCHOOL PSYCHOLOGISTS	\$100.00
03/23/2023	V741833	MICHAEL J PAFFUMI	\$38.25
03/23/2023	V741834	BRADFORD S QUADE	\$182.50
03/23/2023	V741835	QUILL CORPORATION	\$197.99
03/23/2023	V741836	REINHARDT SUPPLY COMPANY	\$4,009.08
03/23/2023	V741837	SCHOOL SPECIALTY, LLC.	\$1,865.57
03/23/2023	V741838	NICHOLE JANINE SZYDLO	\$140.00
03/23/2023	V741839	TALBERT'S COMMERCIAL PRODUCTS	\$118.00
03/23/2023	V741840	TARA LOCHER	\$65.00
03/23/2023 - Total			\$116,208.22
03/24/2023	742892	CENTRAL COLLECTION AGENCY	\$112.14
03/24/2023	742893	CITY OF AKRON	\$291.42
03/24/2023	742894	CITY OF BRUNSWICK	\$225.42
03/24/2023	742895	CITY OF LAKEWOOD	\$255.45
03/24/2023	742896	F.C.P.E	\$143.00
03/24/2023	742897	KIDS FIRST	\$12.00
03/24/2023	742898	OAPSE	\$4,482.23
03/24/2023	742899	KEITH L RUCINSKI, CHAPTER 13 TRSTEE	\$1,638.00
03/24/2023	742900	OHIO EDUCATION ASSOCIATION	\$360.49
03/24/2023	742901	PEOPLE QUALIFIED COMMITTEE	\$23.12
03/24/2023	742902	R.I.T.A.	\$55,131.80
03/24/2023	V742903	MEMO-FLEXSAVE	\$12,288.69
03/24/2023	V742904	MEDINA CITY SCHOOLS FOUNDATION	\$69.00

Medina City Schools Check Register For March 2023

4/12/23

5:37 PM

Check Date	Check Number	Vendor Name	Transaction Amount
03/24/2023	V742905	MEDINA CITY TEACHERS ASSOC	\$38,846.50
03/24/2023	V742906	MEMO - SERS - BOARD	\$67,399.21
03/24/2023	V742907	MEMO - STRS - BOARD	\$256,078.83
03/24/2023	V742908	MEMO -EFTPS - TAXES	\$263,568.06
03/24/2023	V742909	MEMO -MEDINA CITY SCHOOLS	\$471,959.22
03/24/2023	V742910	MEMO --S E R S - EMPLOYEE	\$48,639.78
03/24/2023	V742911	MEMO --S T R S - EMPLOYEE	\$267,695.30
03/24/2023	V742912	OHIO BUSINESS GATEWAY	\$53,445.34
03/24/2023	V742913	OHIO CHILD SUPPORT PAYMENT CENTRAL	\$449.93
03/24/2023	V742914	MEMO - OMNI	\$45,633.97
03/24/2023	V742915	SCHOOL DISTRICT INCOME TAX	\$3,422.42
03/24/2023	V742916	TRUSTMARK VOLUNTARY BENEFITS	\$2,003.91
03/24/2023	V742917	WORKERS COMP MEMO	\$13,065.84
03/24/2023	V742918	ARBITERPAY TRUST ACCOUNT	\$5,000.00
03/24/2023	V744014	OHIO DEPT OF ED - MEMO CK	\$70,102.36
03/24/2023 - Total			\$1,682,343.43
03/27/2023	V742919	MEMO - MEDICAL MUTUAL	\$177,500.10
03/27/2023 - Total			\$177,500.10
03/28/2023	V742923	SYSCO CLEVELAND INC	\$52,034.57
03/28/2023 - Total			\$52,034.57
03/30/2023	742980	ADLER TEAM SPORTS	\$2,073.70
03/30/2023	742981	ADVANCE AUTO PARTS	\$26.40
03/30/2023	742982	AMF BOWLING CENTERS, INC.	\$1,416.62
03/30/2023	742983	APPLIED INDUSTRIAL TECHNOLOGIES	\$362.84
03/30/2023	742984	ARMSTRONG UTILITIES INC.	\$213.46
03/30/2023	742985	BUEHLER'S FRESH FOODS	\$175.00
03/30/2023	742986	BUZZARD TOOLS LLC	\$582.99
03/30/2023	742987	CLEVELAND PLUMBING SUPPLY CO.	\$42.26
03/30/2023	742988	COLUMBIA GAS OF OHIO INC	\$57.17
03/30/2023	742989	CONSTANCE LAETTNER	\$600.00
03/30/2023	742990	DATA RECOGNITION CORP.	\$1,135.50
03/30/2023	742991	DAVE ZEIH	\$100.00
03/30/2023	742992	DAVID LIESE	\$90.00

Medina City Schools

Check Register For

March 2023

4/12/23

5:37 PM

Check Date	Check Number	Vendor Name	Transaction Amount
03/30/2023	742993	EDUCATIONAL SERVICE CENTER OF NE OH	\$1,325.00
03/30/2023	742994	ETIENNE MASSICOTTE	\$70.00
03/30/2023	742995	FLAGHOUSE INC.	\$89.15
03/30/2023	742996	FLATS INDUSTRIAL SERVICES	\$75.00
03/30/2023	742997	FRANK V CENTORBI	\$50.00
03/30/2023	742998	FRONTIER NORTH INC	\$5,075.34
03/30/2023	742999	GIONINO'S PIZZERIA	\$94.00
03/30/2023	743000	GORDON FOOD SERVICE	\$311.61
03/30/2023	743001	GUIDO W BUCCI JR.	\$140.00
03/30/2023	743002	HANNAH MCLEOD	\$1,300.00
03/30/2023	743003	JON A WEIDELING JR	\$80.00
03/30/2023	743004	JW PEPPER & SON, INC.	\$762.57
03/30/2023	743005	KRISTIN MCCONAHY	\$220.00
03/30/2023	743006	MADISON J LUCAS	\$70.00
03/30/2023	743007	MCS FOOD SERVICE DEPT.	\$114.69
03/30/2023	743008	MEDINA CITY SCHOOLS	\$2,617.86
03/30/2023	743009	MEDINA COUNTY SANITARY	\$9,808.96
03/30/2023	743010	MEDINA HARDWARE INC	\$160.54
03/30/2023	743011	MUSIC IN MOTION	\$77.15
03/30/2023	743012	NASCO EDUCATION, LLC.	\$260.98
03/30/2023	743013	NELSON CRAIG LANE	\$90.00
03/30/2023	743014	ALFRED NICKLES BAKERY INC	\$417.28
03/30/2023	743015	NUHOP CNTR FOR EXPERIENTIAL LEARN.	\$3,273.00
03/30/2023	743016	OHIO DEPARTMENT OF COMMERCE	\$140.00
03/30/2023	743017	OHIO EDISON COMPANY	\$15,711.54
03/30/2023	743018	OSBORNE MEDINA INC.	\$31.06
03/30/2023	743019	PHIL LEAK COMPANY	\$169.38
03/30/2023	743020	PSAT NMSQT	\$7,168.00
03/30/2023	743021	ROBERTSON ENTERPRISES, LLC	\$675.00
03/30/2023	743022	ROJEN COMPANY	\$552.14
03/30/2023	743023	SCOTT SCRIVEN LLP	\$10,830.00
03/30/2023	743024	SCRUBBER CITY INC	\$366.68
03/30/2023	743025	SHERWIN WILLIAMS COMPANY	\$321.70

Medina City Schools Check Register For March 2023

4/12/23

5:37 PM

Check Date	Check Number	Vendor Name	Transaction Amount
03/30/2023	743026	SMETZER'S TIRE CENTER INC.	\$5,729.28
03/30/2023	743027	STAPLES INC	\$103.03
03/30/2023	743028	SWEETWATER SOUND, LLC	\$268.88
03/30/2023	743029	TEACHER SYNERGY, LLC	\$88.94
03/30/2023	743030	THOMAS M PAHLER	\$50.00
03/30/2023	743031	TRIMARK SS KEMP	\$339.35
03/30/2023	743032	VERNIER SOFTWARE & TECHNOLOGY LLC	\$772.00
03/30/2023	743033	WOLFF BROS. SUPPLY INC.	\$193.61
03/30/2023	V742933	CINTAS CORPORATION (V-CARD)	\$686.19
03/30/2023	V742934	FOLLETT SCHOOL SOLUTIONS (V-CARD)	\$246.88
03/30/2023	V742935	POINT SPRING & DRIVESHAFT (V-CARD)	\$784.28
03/30/2023	V742936	ABC THERAPY, LTD	\$19,481.75
03/30/2023	V742937	MINDAN J ALT	\$47.13
03/30/2023	V742942	AMAZON.COM	\$14,870.31
03/30/2023	V742943	DEBORAH DAWN BLASCAK	\$98.06
03/30/2023	V742944	BLICK ART MATERIALS LLC	\$125.20
03/30/2023	V742945	ANDREW L BRENNER	\$161.08
03/30/2023	V742946	BSN SPORTS LLC	\$829.74
03/30/2023	V742947	CDWG	\$2,040.00
03/30/2023	V742948	CENTERRA CO-OP	\$24,883.97
03/30/2023	V742949	CHRISTIAN CHILDREN'S HOME OF OHIO	\$3,800.00
03/30/2023	V742950	ESC OF MEDINA COUNTY	\$175.00
03/30/2023	V742951	GABRIELE KNAFLICH	\$960.00
03/30/2023	V742952	J.DAVID HAMMAN	\$18.28
03/30/2023	V742953	CHRISTOPHER N HASSINGER	\$150.65
03/30/2023	V742954	BETHANY LEE HILLS	\$50.18
03/30/2023	V742955	JAMES W. TIGHE	\$150.00
03/30/2023	V742956	KELLY SUE KRINER	\$148.03
03/30/2023	V742957	LORI S KELLY	\$3,968.00
03/30/2023	V742958	MCMASTER-CARR SUPPLY COMPANY	\$46.85
03/30/2023	V742959	VICTORIA L MEDLOCK	\$166.81
03/30/2023	V742960	MICHAEL L WESNER	\$150.00
03/30/2023	V742961	ANGELA LYNN MORMAN	\$21.62

Medina City Schools

Check Register For

March 2023

4/12/23

5:37 PM

Check Date	Check Number	Vendor Name	Transaction Amount
03/30/2023	V742962	MUSIC AND ARTS	\$620.38
03/30/2023	V742963	ALEXANDRA H MUSSELMAN	\$189.64
03/30/2023	V742964	NICHOLAS BRANDON MACLARREN	\$1,037.50
03/30/2023	V742965	ORLO AUTO PARTS INC	\$39.59
03/30/2023	V742966	P & A ADMINISTRATIVE SERVICES	\$403.30
03/30/2023	V742967	MINE PAZITKA	\$153.27
03/30/2023	V742968	PETERS KALAIL & MARKAKIS CO	\$1,691.50
03/30/2023	V742969	KRISTINE M QUALLICH	\$582.95
03/30/2023	V742970	QUILL CORPORATION	\$183.07
03/30/2023	V742971	REDTREE INVESTMENT GROUP	\$1,439.91
03/30/2023	V742972	SCHOOL SPECIALTY, LLC.	\$320.95
03/30/2023	V742973	TRACI N SWANTEK	\$219.24
03/30/2023	V742974	TARA LOCHER	\$240.00
03/30/2023	V742975	ELISA TEDONA	\$746.00
03/30/2023	V742976	USA CUSTOM APPAREL LLC	\$3,749.50
03/30/2023	V742977	RODNEY S WEHRLEY	\$68.12
03/30/2023	V742978	WEST MUSIC COMPANY INC	\$582.98
03/30/2023	V742979	WHITE HOUSE ARTESIAN SPRINGS	\$25.25
03/30/2023 - Total			\$163,222.82
03/31/2023	V744009	MEMO - P & A ADMINISTRATIVE	\$22,021.34
03/31/2023	V744010	MEMO MET LIFE INSURANCE	\$65,419.99
03/31/2023	V744011	MEMO - BUREAU WORK COMP	\$15,203.05
03/31/2023	V744012	MEMO - BUREAU WORK COMP	\$1,260.74
03/31/2023 - Total			\$103,905.12
Overall - Total			\$5,499,057.75

Fiscal Year	Fund - Expdler	Function First Two Digits	Fiscal Year Budgeted Amount	% Expensed	Fiscal Year Expense Amount	Fiscal Year Encumbrance Amount	Balance
23	0010000	1100	\$710,445.79	0.00901002	\$6,401.13	\$0.00	\$704,044.66
23	0010000	1100	\$18,108,011.63	0.63160344	\$11,437,082.41	\$33,594.31	\$6,637,334.91
23	0010000	1100	\$8,674,727.98	0.96458029	\$8,367,471.60	\$21,638.34	\$285,618.04
23	0010000	1100	\$10,685,427.50	0.79620168	\$8,507,755.33	\$38,148.63	\$2,139,523.54
23	0010000	1100	\$50,358.76	0.27139429	\$13,667.08	\$10,026.30	\$26,665.38
23	0010000	1100	\$137,339.00	0.69859967	\$95,944.98	\$29,804.39	\$11,589.63
23	0010000	1100	\$60,884.00	0.23646048	\$14,396.66	\$23,546.71	\$22,940.63
23	0010000	1200	\$510,157.00	0.90093606	\$459,618.84	\$1,245.60	\$49,292.56
23	0010000	1200	\$60,000.00	0.50772317	\$30,463.39	\$8,387.89	\$21,148.72
23	0010000	1200	\$711,748.00	0.84700589	\$602,854.75	\$0.00	\$108,893.25
23	0010000	1200	\$463,439.00	0.84892825	\$393,426.46	\$0.00	\$70,012.54
23	0010000	1200	\$0.00		\$0.00	\$0.00	\$0.00
23	0010000	1200	\$2,302,445.61	0.86565353	\$1,993,120.16	\$0.00	\$309,325.45
23	0010000	1200	\$205,165.00	0	\$0.00	\$0.00	\$205,165.00
23	0010000	1200	\$2,548,981.63	0.153047	\$390,114.00	\$0.00	\$2,158,867.63
23	0010000	1200	\$689,962.00	0.55822718	\$385,155.54	\$0.00	\$304,806.46
23	0010000	1200	\$1,000.00	0	\$0.00	\$0.00	\$1,000.00
23	0010000	1200	\$413,556.00	1.13816903	\$470,696.63	\$0.00	(\$57,140.63)
23	0010000	1200	\$0.00		\$0.00	\$0.00	\$0.00
23	0010000	1200	\$1,941,142.00	0.78014554	\$1,514,373.27	\$0.00	\$426,768.73
23	0010000	1200	\$25,000.00	0	\$0.00	\$0.00	\$25,000.00
23	0010000	1200	\$212,633.00	0.95377665	\$202,804.39	\$720.00	\$9,108.61
23	0010000	1200	\$308,169.00	1.2179105	\$375,322.26	\$0.00	(\$67,153.26)
23	0010000	1200	\$527,357.00	0.75840871	\$399,952.14	\$2,169.00	\$125,235.86
23	0010000	1200	\$3,484,369.81	0.70900661	\$2,470,441.22	\$370,190.22	\$643,738.37
23	0010000	1300	\$289,731.00	0.68668237	\$198,953.17	\$67,400.00	\$23,377.83
23	0010000	1300	\$22,557.00	0	\$0.00	\$0.00	\$22,557.00
23	0010000	1900	\$264,170.00	0	\$0.00	\$0.00	\$264,170.00
23	0010000	1900	\$133,319.95	0.21701013	\$28,931.78	\$11,000.00	\$93,388.17
23	0010000	1900	\$5,511,865.68	0.12431944	\$685,232.03	\$266,756.32	\$4,559,877.33
23	0010000	2100	\$643,634.08	0.74096735	\$476,911.84	\$11,137.42	\$155,584.82
23	0010000	2100	\$1,440,700.00	0.88751854	\$1,278,647.96	\$0.00	\$162,052.04
23	0010000	2100	\$31,325.00	6.64153296	\$208,046.02	\$0.00	(\$176,721.02)
23	0010000	2100	\$397,273.31	0.49847894	\$198,032.38	\$199,240.19	\$0.74
23	0010000	2100	\$897,828.00	0.86282622	\$774,669.54	\$0.00	\$123,158.46
23	0010000	2100	\$5,254.00	0.65616673	\$3,447.50	\$1,431.50	\$375.00
23	0010000	2100	\$1,043,218.00	0.73424805	\$765,980.78	\$112,237.50	\$164,999.72
23	0010000	2100	\$599,928.77	0.67920558	\$407,474.97	\$170,903.87	\$21,549.93
23	0010000	2100	\$394,093.24	0.60360025	\$237,874.78	\$142,426.70	\$13,791.76
23	0010000	2100	\$22,505.00	0.18535881	\$4,171.50	\$0.00	\$18,333.50
23	0010000	2100	\$6,596.00	0	\$0.00	\$0.00	\$6,596.00
23	0010000	2200	\$0.00		\$0.00	\$0.00	\$0.00
23	0010000	2200	\$668,951.63	0.67678427	\$452,735.94	\$15,070.53	\$201,145.16
23	0010000	2200	\$48,640.65	0.07187198	\$3,495.90	\$17,718.99	\$27,425.76
23	0010000	2200	\$4,137.00	0	\$0.00	\$0.00	\$4,137.00
23	0010000	2200	\$682,252.55	0.76874251	\$524,476.54	\$10,719.00	\$147,057.01
23	0010000	2300	\$185,697.00	0.95988309	\$178,247.41	\$11,328.00	(\$3,878.41)
23	0010000	2400	\$345,041.60	0.77955426	\$268,978.65	\$10,866.83	\$65,196.12
23	0010000	2400	\$722,780.00	0.51042605	\$368,925.74	\$0.00	\$353,854.26
23	0010000	2400	\$0.00		\$0.00	\$0.00	\$0.00
23	0010000	2400	\$887,261.95	0.6729175	\$597,054.09	\$108,894.00	\$181,313.86
23	0010000	2400	\$4,231,213.02	0.7797225	\$3,299,172.00	\$28,038.59	\$904,002.43
23	0010000	2400	\$1,000.00	0.09595	\$95.95	\$904.05	\$0.00
23	0010000	2400	\$3,000.00	0.54533333	\$1,636.00	\$1,332.00	\$32.00
23	0010000	2400	\$41,250.00	0.38887273	\$16,041.00	\$22,759.00	\$2,450.00
23	0010000	2500	\$1,625,834.83	0.76534744	\$1,244,328.52	\$16,971.59	\$364,534.72
23	0010000	2500	\$69,034.00	0.33697019	\$23,262.40	\$27,827.10	\$18,144.50
23	0010000	2600	\$377,338.84	0.87821842	\$331,385.92	\$87,070.65	(\$41,117.73)
23	0010000	2600	\$398.00	0	\$0.00	\$0.00	\$398.00
23	0010000	2600	\$25,847.65	0.49385457	\$12,764.98	\$9,881.39	\$3,201.28
23	0010000	2700	\$4,309,917.46	0.76602145	\$3,301,489.24	\$1,173,645.18	(\$165,216.96)
23	0010000	2700	\$2,961,787.00	0.77666079	\$2,300,303.82	\$0.00	\$661,483.18
23	0010000	2700	\$3,477.35	0.7300243	\$2,538.55	\$908.80	\$30.00
23	0010000	2800	\$0.00		\$0.00	\$0.00	\$0.00
23	0010000	2800	\$0.00		\$0.00	\$0.00	\$0.00
23	0010000	2800	\$4,536.00	0.02771384	\$125.71	\$0.00	\$4,410.29
23	0010000	2800	\$0.00		\$0.00	\$0.00	\$0.00
23	0010000	2800	\$0.00		\$0.00	\$0.00	\$0.00
23	0010000	2900	\$206,721.66	0.56901488	\$117,627.70	\$7,079.10	\$82,014.86
23	0010000	2900	\$400.00	0.125	\$50.00	\$100.00	\$250.00
23	0010000	2900	\$457,213.53	0.33720625	\$154,175.26	\$0.00	\$303,038.27
23	0010000	2900	\$12,513.00	0.6964389	\$8,714.54	\$2,000.00	\$1,798.46
23	0010000	3200	\$48,132.00	0.82025098	\$29,853.92	\$0.00	\$18,278.08
23	0010000	3200	\$6,687.25	1.05013272	\$7,022.50	\$10,550.68	(\$10,885.93)
23	0010000	3200	\$0.00		\$0.00	\$0.00	\$0.00
23	0010000	4100	\$1,551.00	0.11992908	\$186.01	\$0.00	\$1,364.99
23	0010000	4100	\$4,991.00	0	\$0.00	\$0.00	\$4,991.00
23	0010000	4100	\$5,486.00	1.03554867	\$5,681.02	\$0.00	(\$195.02)
23	0010000	4100	\$23,271.00	0.74749216	\$17,394.89	\$0.00	\$5,876.11
23	0010000	4100	\$83,233.00	0.84081326	\$69,983.41	\$0.00	\$13,249.59
23	0010000	4100	\$15,559.00	0.7467318	\$11,618.40	\$0.00	\$3,940.60
23	0010000	4100	\$4,815.00	0.79963448	\$3,850.24	\$0.00	\$964.76
23	0010000	4100	\$38,027.00	0.3116725	\$11,851.97	\$0.00	\$26,175.03
23	0010000	4100	\$31,933.00	0.34543857	\$11,030.89	\$0.00	\$20,902.11
23	0010000	4500	\$67,179.00	0.59915003	\$40,250.30	\$0.00	\$26,928.70
23	0010000	4500	\$11,327.00	0	\$0.00	\$0.00	\$11,327.00
23	0010000	4500	\$23,549.00	0.8565748	\$20,171.48	\$0.00	\$3,377.52
23	0010000	4500	\$18,499.00	0.58732364	\$10,864.90	\$0.00	\$7,634.10
23	0010000	4500	\$119,084.00	0.9644718	\$114,853.16	\$0.00	\$4,230.84
23	0010000	4500	\$29,723.00	1.01323016	\$30,116.24	\$0.00	(\$393.24)

Fiscal Year	Fund - Expdgr	Function First Two Digits	Fiscal Year Budgeted Amount	% Expensed	Fiscal Year Expense Amount	Fiscal Year Encumbrance Amount	Balance
23	0010000	4500	\$31,636.00	0.9960997	\$31,512.61	\$0.00	\$123.39
23	0010000	4500	\$27,086.00	1.10960312	\$30,054.71	\$0.00	(\$2,968.71)
23	0010000	4500	\$16,989.00	0.52433869	\$8,907.99	\$0.00	\$8,081.01
23	0010000	4500	\$10,258.00	0	\$0.00	\$0.00	\$10,258.00
23	0010000	4500	\$108,794.00	0	\$0.00	\$0.00	\$108,794.00
23	0010000	4500	\$41,147.00	0.28349819	\$11,665.10	\$0.00	\$29,481.90
23	0010000	4500	\$0.00		\$0.00	\$0.00	\$0.00
23	0010000	4500	\$50,140.00	0.9989627	\$50,087.99	\$0.00	\$52.01
23	0010000	4500	\$34,296.00	1.34373834	\$46,084.85	\$0.00	(\$11,788.85)
23	0010000	4500	\$32,273.00	0	\$0.00	\$0.00	\$32,273.00
23	0010000	4500	\$34,775.00	1.12295183	\$39,050.65	\$0.00	(\$4,275.65)
23	0010000	4500	\$21,077.00	0	\$0.00	\$0.00	\$21,077.00
23	0010000	4500	\$11,921.00	1.0339594	\$12,325.83	\$0.00	(\$404.83)
23	0010000	4500	\$27,939.00	1.02194459	\$28,552.11	\$0.00	(\$613.11)
23	0010000	4500	\$14,870.00	1.30935911	\$19,470.17	\$0.00	(\$4,600.17)
23	0010000	4500	\$15,127.00	0	\$0.00	\$0.00	\$15,127.00
23	0010000	4500	\$28,737.00	0.71086369	\$20,428.09	\$0.00	\$8,308.91
23	0010000	4500	\$11,431.00	0	\$0.00	\$0.00	\$11,431.00
23	0010000	4500	\$347,859.00	0.81281056	\$282,743.47	\$339.00	\$64,776.53
23	0010000	4500	\$29,271.00	0.9863732	\$28,872.13	\$0.00	\$398.87
23	0010000	4500	\$17,033.00	0.97465156	\$16,601.24	\$0.00	\$431.76
23	0010000	4600	\$13,761.00	0.57951094	\$7,974.65	\$0.00	\$5,786.35
23	0010000	4600	\$4,356.00	0	\$0.00	\$0.00	\$4,356.00
23	0010000	4600	\$11,774.00	0	\$0.00	\$0.00	\$11,774.00
23	0010000	4600	\$31,722.00	0.17549461	\$5,567.04	\$0.00	\$26,154.96
23	0010000	4600	\$11,216.00	0.12658167	\$1,419.74	\$0.00	\$9,796.26
23	0010000	4600	\$1,511.00	0	\$0.00	\$0.00	\$1,511.00
23	0010000	4600	\$10,184.00	0.24233209	\$2,467.91	\$0.00	\$7,716.09
23	0010000	5600	\$261,422.00	0.07272697	\$19,012.43	\$238,927.57	\$3,482.00
23	0010000	7200	\$460,888.00	1.02991397	\$474,674.99	\$0.00	(\$13,786.99)
23	0010000	7400	\$400,000.00	0	\$0.00	\$0.00	\$400,000.00
23	0010000	7500	\$0.00		\$8,005.00	\$0.00	(\$8,005.00)
23	0029000	2500	\$70,000.00	0.78845657	\$55,191.96	\$0.00	\$14,808.04
23	0029000	6100	\$4,385,768.76	0.85857656	\$3,765,518.25	\$413,768.25	\$206,482.26
23	0029012	2500	\$1,500.00	0	\$0.00	\$1,250.00	\$250.00
23	0029012	6100	\$1,730,512.50	0.77986651	\$1,349,568.75	\$380,943.75	\$0.00
23	0029014	6100	\$344,675.00	0.99999997	\$344,674.99	\$0.00	\$0.01
23	0030000	2700	\$0.00		\$0.00	\$0.00	\$0.00
23	0039000	2700	\$0.00		\$0.00	\$0.00	\$0.00
23	0039001	2700	\$810,000.00	0.05274263	\$42,721.53	\$39,407.45	\$727,871.02
23	0060000	3100	\$171,352.09	0.81537869	\$139,716.50	\$800.00	\$30,835.59
23	0060000	3100	\$1,375,588.30	0.72206039	\$993,243.38	\$19,959.00	\$362,365.92
23	0060000	7400	\$0.00		\$0.00	\$0.00	\$0.00
23	0069006	3100	\$2,135,183.70	0.39148734	\$835,897.39	\$244,133.63	\$1,055,152.68
23	0069022	3100	\$3,063.00	0	\$0.00	\$0.00	\$3,063.00
23	0069023	3100	\$3,135.00	0	\$0.00	\$0.00	\$3,135.00
23	0079004	3200	\$20,000.00	0	\$0.00	\$20,000.00	\$0.00
23	0079111	3200	\$500.00	0	\$0.00	\$0.00	\$500.00
23	0079333	3200	\$5,000.00	0	\$0.00	\$0.00	\$5,000.00
23	0089002	3200	\$250.00	0	\$0.00	\$0.00	\$250.00
23	0089003	3200	\$50,000.00	0	\$0.00	\$0.00	\$50,000.00
23	0089112	3200	\$500.00	0	\$0.00	\$0.00	\$500.00
23	0099000	1100	\$28,974.00	0	\$0.00	\$0.00	\$28,974.00
23	0099000	1100	\$6,345.00	0	\$0.00	\$0.00	\$6,345.00
23	0099110	1100	\$6,017.00	0.50074456	\$3,012.98	\$3,256.01	(\$251.99)
23	0099120	1100	\$10,533.00	0.69467293	\$7,316.99	\$1,000.00	\$2,216.01
23	0099130	1100	\$11,706.00	0.84008628	\$9,834.05	\$1,249.27	\$622.68
23	0099140	1100	\$10,082.00	0.64747074	\$6,527.80	\$897.09	\$2,657.11
23	0099160	1100	\$12,319.00	0.89822307	\$11,065.21	\$506.49	\$747.30
23	0099170	1100	\$13,871.00	0.83256002	\$11,548.44	\$2,243.54	\$79.02
23	0099180	1100	\$12,458.00	0.77414352	\$9,644.28	\$2,100.00	\$713.72
23	0099200	1100	\$23,620.50	0.7119718	\$16,817.13	\$8,140.58	(\$1,337.21)
23	0099210	1100	\$22,255.50	0.7060129	\$15,712.67	\$5,222.85	\$1,319.98
23	0099300	1100	\$99,821.12	0.60102782	\$59,995.27	\$32,523.78	\$7,302.07
23	0099300	2400	\$72,000.00	0.00263889	\$190.00	\$72,138.00	(\$328.00)
23	0099301	2400	\$10,500.00	0.40551333	\$4,257.89	\$6,242.11	\$0.00
23	0149016	1100	\$258,699.00	0.85141659	\$220,260.62	\$0.00	\$38,438.38
23	0149016	2100	\$0.00		\$0.00	\$0.00	\$0.00
23	0149016	2400	\$90,966.00	0.36381571	\$33,094.86	\$0.00	\$57,871.14
23	0149016	2400	\$719.00	0	\$0.00	\$0.00	\$719.00
23	0149016	7200	\$0.00		\$0.00	\$0.00	\$0.00
23	0149016	7400	\$0.00		\$0.00	\$0.00	\$0.00
23	0149116	1200	\$253,004.00	0.79962669	\$202,308.75	\$0.00	\$50,695.25
23	0149116	1200	\$216,080.00	0.79698153	\$172,211.77	\$0.00	\$43,868.23
23	0149116	1200	\$54,000.00	0.03920093	\$2,116.85	\$7,750.00	\$44,133.15
23	0149116	2100	\$17,089.00	0.78047337	\$13,321.90	\$0.00	\$3,747.10
23	0149116	2100	\$100,000.00	0.4073048	\$40,730.48	\$20,000.00	\$39,269.52
23	0149116	2100	\$300,000.00	0.92707763	\$278,123.29	\$100,000.00	(\$78,123.29)
23	0149116	2200	\$4,000.00	0.53872	\$2,154.88	\$1,000.00	\$845.12
23	0149116	2400	\$85,991.00	0.73751393	\$63,419.56	\$0.00	\$22,571.44
23	0149116	2400	\$158,224.86	0.77338618	\$122,368.92	\$1,600.00	\$34,255.94
23	0149116	2700	\$137.81	0.4470648	\$61.61	\$67.92	\$8.28
23	0149116	4100	\$6,000.00	0.03129167	\$187.75	\$1,000.00	\$4,812.25
23	0149116	7400	\$0.00		\$0.00	\$0.00	\$0.00
23	0160000	1100	\$3,868,174.00	0.68993603	\$2,668,792.63	\$0.00	\$1,199,381.37
23	0160000	1100	\$171,335.00	0.81478314	\$139,600.87	\$0.00	\$31,734.13
23	0160000	1100	\$139,699.00	2.82609231	\$394,802.27	\$0.00	(\$255,103.27)
23	0160000	1200	\$282,763.00	0	\$0.00	\$0.00	\$282,763.00
23	0160000	1200	\$177,140.00	1.37451033	\$243,480.76	\$0.00	(\$66,340.76)
23	0160000	1200	\$47,319.00	0.34461865	\$16,307.01	\$0.00	\$31,011.99

Fiscal Year	Fund - Expended	Function First Two Digits	Fiscal Year Budgeted Amount	% Expended	Fiscal Year Expense Amount	Fiscal Year Encumbrance Amount	Balance
23	0160000	1200	\$134,977.00	1.19891063	\$161,825.36	\$0.00	(\$26,848.36)
23	0160000	1200	\$0.00		\$3,391.44	\$0.00	(\$3,391.44)
23	0160000	1200	\$42.00	0	\$0.00	\$0.00	\$42.00
23	0160000	1900	\$35,540.00		\$0.00	\$0.00	\$35,540.00
23	0160000	2100	\$2,473.00	2.14778002	\$5,311.46	\$0.00	(\$2,838.46)
23	0160000	2400	\$0.00		\$2,852.59	\$0.00	(\$2,852.59)
23	0160000	2400	\$0.00		\$1,298.29	\$0.00	(\$1,298.29)
23	0160000	2400	\$44,000.00	0.95516091	\$42,027.08	\$6,372.89	(\$4,399.97)
23	0180000	2400	\$7,495.00	0	\$0.00	\$0.00	\$7,495.00
23	0160000	2400	\$2,215.00	0	\$0.00	\$0.00	\$2,215.00
23	0160000	2500	\$110,100.00	0.8582525	\$94,493.60	\$0.00	\$15,606.40
23	0160000	2700	\$1,500.00	1	\$1,500.00	\$0.00	\$0.00
23	0160000	2800	\$383,620.00	0.51397995	\$197,172.99	\$0.00	\$186,447.01
23	0160000	2800	\$756,209.23	0.7884741	\$596,251.39	\$118,877.84	\$41,080.00
23	0160000	2800	\$1,790,815.00	0.81882318	\$1,466,360.83	\$0.00	\$324,454.17
23	0160000	2800	\$1,158,877.63	0.90216849	\$1,045,502.88	\$80,963.53	\$32,411.22
23	0160000	2800	\$352,585.00	0.59545165	\$209,947.32	\$0.00	\$142,637.68
23	0160000	4100	\$5,853.00	0	\$0.00	\$0.00	\$5,853.00
23	0160410	2100	\$86,204.00	1.18244919	\$101,931.85	\$0.00	(\$15,727.85)
23	0161000	1100	\$302,635.00	0.87318218	\$264,255.49	\$0.00	\$38,379.51
23	0161000	1100	\$8,362.00	0	\$0.00	\$0.00	\$8,362.00
23	0161000	1200	\$293,651.00	0.82842231	\$243,267.04	\$0.00	\$50,383.96
23	0161000	2100	\$14,019.00	0	\$0.00	\$0.00	\$14,019.00
23	0180000	2600	\$0.00		\$0.00	\$0.00	\$0.00
23	0189000	2400	\$0.00		\$0.00	\$0.00	\$0.00
23	0189110	1100	\$500.00	0.23968	\$119.84	\$80.16	\$300.00
23	0189110	2400	\$15,175.12	0.42966514	\$6,520.22	\$8,846.52	(\$191.62)
23	0189110	7200	\$0.00		\$0.00	\$0.00	\$0.00
23	0189111	1200	\$0.00		\$0.00	\$0.00	\$0.00
23	0189111	7200	\$0.00		\$0.00	\$0.00	\$0.00
23	0189113	2200	\$3,500.00	0.01913714	\$66.98	\$2,609.00	\$824.02
23	0189120	2400	\$15,759.01	0.41144082	\$6,483.90	\$6,513.38	\$2,761.73
23	0189120	7200	\$0.00		\$0.00	\$0.00	\$0.00
23	0189123	2200	\$5,000.00	0.849732	\$4,248.66	\$0.00	\$751.34
23	0189130	1100	\$5,900.00	0.37257966	\$2,198.22	\$2,134.10	\$1,567.68
23	0189130	2400	\$23,376.10	0.36819658	\$8,607.00	\$2,689.64	\$12,079.46
23	0189130	7200	\$0.00		\$0.00	\$0.00	\$0.00
23	0189133	2200	\$150.00	0.33333333	\$50.00	\$100.00	\$0.00
23	0189135	4500	\$0.00		\$0.00	\$0.00	\$0.00
23	0189140	1100	\$8,000.00	0.44620875	\$3,569.67	\$67.66	\$4,362.67
23	0189140	2400	\$22,041.62	0.17295371	\$3,812.18	\$4,749.80	\$13,479.64
23	0189143	2200	\$6,000.00	0	\$0.00	\$0.00	\$6,000.00
23	0189160	1100	\$0.00		\$0.00	\$0.00	\$0.00
23	0189160	2400	\$24,042.42	0.85952371	\$20,665.03	\$1,852.56	\$1,524.83
23	0189160	7200	\$0.00		\$0.00	\$0.00	\$0.00
23	0189161	2200	\$4,000.00	0.3099375	\$1,239.75	\$0.00	\$2,760.25
23	0189163	2200	\$11,000.00	0.45169636	\$4,968.66	\$0.00	\$6,031.34
23	0189170	1100	\$20,000.00	0.045681	\$913.62	\$5,000.00	\$14,086.38
23	0189170	2400	\$24,500.00	0.38889469	\$9,527.92	\$1,807.15	\$13,164.93
23	0189170	7200	\$0.00		\$0.00	\$0.00	\$0.00
23	0189171	2400	\$0.00		\$0.00	\$0.00	\$0.00
23	0189171	7200	\$2,000.00	1.115145	\$2,230.29	\$0.00	(\$230.29)
23	0189173	2200	\$0.00		\$0.00	\$0.00	\$0.00
23	0189180	1100	\$0.00		\$1,239.75	\$0.00	(\$1,239.75)
23	0189180	2400	\$35,114.60	0.22161238	\$7,781.83	\$3,051.54	\$24,281.23
23	0189180	7200	\$0.00		\$0.00	\$0.00	\$0.00
23	0189181	1200	\$0.00		\$0.00	\$0.00	\$0.00
23	0189183	2200	\$15,103.00	0.33787989	\$5,103.00	\$0.00	\$10,000.00
23	0189200	2400	\$48,154.96	0.58193258	\$28,022.94	\$8,824.51	\$11,307.51
23	0189200	7200	\$0.00		\$0.00	\$0.00	\$0.00
23	0189203	2200	\$3,411.00	0	\$0.00	\$3,411.00	\$0.00
23	0189210	1100	\$0.00		\$0.00	\$0.00	\$0.00
23	0189210	2400	\$26,348.70	0.40130671	\$10,573.91	\$7,096.01	\$8,678.78
23	0189210	7200	\$1,812.34	1	\$1,812.34	\$0.00	\$0.00
23	0189211	2200	\$3,060.00	0.17260784	\$528.18	\$0.00	\$2,531.82
23	0189300	2400	\$43,593.36	0.52244057	\$22,774.94	\$21,196.24	(\$377.82)
23	0189300	7200	\$2,895.00	1.3626943	\$3,945.00	\$0.00	(\$1,050.00)
23	0189301	2200	\$0.00		\$0.00	\$0.00	\$0.00
23	0189302	1100	\$47,000.00	0.12461298	\$5,856.81	\$29,909.19	\$11,234.00
23	0189303	0000	\$0.00		\$1,928.24	\$0.00	(\$1,928.24)
23	0189303	3200	\$95,405.87	0.31722566	\$30,265.19	\$53,446.70	\$11,693.98
23	0189304	4300	\$33,102.96	0.33848453	\$11,204.84	\$11,767.52	\$10,130.60
23	0189305	1100	\$0.00		\$0.00	\$0.00	\$0.00
23	0189306	2400	\$13,900.00	0.16021439	\$2,226.98	\$5,673.02	\$6,000.00
23	0189307	1100	\$4,459.00	0.69411303	\$3,095.05	\$0.00	\$1,363.95
23	0189308	2100	\$3,150.00	0.60008889	\$1,890.28	\$1,332.70	(\$72.98)
23	0189900	2200	\$0.00		\$0.00	\$0.00	\$0.00
23	0189901	1100	\$0.00		\$0.00	\$0.00	\$0.00
23	0189901	1200	\$7,000.00	0.99932714	\$6,995.29	\$4.71	\$0.00
23	0189901	1900	\$0.00		\$0.00	\$0.00	\$0.00
23	0189901	2200	\$0.00		\$0.00	\$0.00	\$0.00
23	0189901	2200	\$0.00		\$0.00	\$0.00	\$0.00
23	0189901	7200	\$0.00		\$0.00	\$0.00	\$0.00
23	0189902	2200	\$0.00		\$0.00	\$0.00	\$0.00
23	0189902	2300	\$0.00		\$0.00	\$0.00	\$0.00
23	0189902	2400	\$0.00		\$0.00	\$0.00	\$0.00
23	0189903	2300	\$0.00		\$0.00	\$0.00	\$0.00
23	0189904	2400	\$0.00		\$0.00	\$0.00	\$0.00
23	0189905	2100	\$0.00		\$0.00	\$0.00	\$0.00
23	0189905	2100	\$0.00		\$0.00	\$0.00	\$0.00

Fiscal Year	Fund - Expended	Function First Two Digits	Fiscal Year Budgeted Amount	% Expensed	Fiscal Year Expense Amount	Fiscal Year Encumbrance Amount	Balance
23	0189906	2900	\$2,000.00	0.2775	\$555.00	\$0.00	\$1,445.00
23	0189906	7200	\$0.00		\$0.00	\$0.00	\$0.00
23	0189907	1900	\$2,790.16	3.05026952	\$8,510.74	\$0.00	(\$5,720.58)
23	0189908	2100	\$30,000.00	0.380855	\$11,425.65	\$1,074.35	\$17,500.00
23	0189910	2700	\$0.00		\$0.00	\$0.00	\$0.00
23	0189914	2900	\$1,000.00	0.16113	\$161.13	\$0.00	\$838.87
23	0189915	2900	\$5,000.00	0	\$0.00	\$0.00	\$5,000.00
23	0189916	2900	\$8,300.00	0.32049277	\$2,660.09	\$0.00	\$5,639.91
23	0189917	2900	\$14,000.00	0.37844714	\$5,298.26	\$2,080.00	\$6,621.74
23	0189918	2900	\$10,000.00	0.272445	\$2,724.45	\$0.00	\$7,275.55
23	0189918	3200	\$0.00		\$0.00	\$0.00	\$0.00
23	0189919	2900	\$789.00	0.57996198	\$457.59	\$0.00	\$331.41
23	0189920	2800	\$205.73	0	\$0.00	\$0.00	\$205.73
23	0189922	2100	\$0.00		\$0.00	\$0.00	\$0.00
23	0189930	2200	\$0.00		\$0.00	\$0.00	\$0.00
23	0199000	2100	\$6,041.00	0.67902665	\$4,102.00	\$1,900.00	\$39.00
23	0199009	2100	\$62.00	0	\$0.00	\$0.00	\$62.00
23	0199017	2100	\$12,595.00	0	\$0.00	\$0.00	\$12,595.00
23	0199121	2100	\$0.00		\$0.00	\$0.00	\$0.00
23	0199180	4100	\$0.00		\$0.00	\$0.00	\$0.00
23	0199181	1100	\$0.00		\$0.00	\$0.00	\$0.00
23	0199213	4100	\$0.00		\$0.00	\$0.00	\$0.00
23	0199301	4300	\$0.00		\$0.00	\$0.00	\$0.00
23	0199513	1100	\$0.00		\$0.00	\$0.00	\$0.00
23	0199715	1100	\$0.00		\$0.00	\$0.00	\$0.00
23	0199920	2200	\$0.00		\$0.00	\$0.00	\$0.00
23	0209001	2800	\$22,973.94	0.22433723	\$5,153.91	\$4,117.00	\$13,703.03
23	0209001	7200	\$0.00		\$0.00	\$0.00	\$0.00
23	0229000	7900	\$10,000.00	0.006611	\$66.11	\$4,933.89	\$5,000.00
23	0229300	4500	\$28,478.00	0.38335347	\$10,917.14	\$3,085.41	\$14,475.45
23	0249001	2900	\$11,693,661.00	0.67857519	\$7,935,028.20	\$2,437,667.25	\$1,320,965.55
23	0249002	0000	\$626.00	0	\$0.00	\$0.00	\$626.00
23	0249002	2900	\$675,000.00	0.78279393	\$528,385.90	\$0.00	\$146,614.10
23	0249094	2900	\$173,967.62	0.9601381	\$167,032.94	\$8,333.11	(\$1,398.43)
23	0270000	2900	\$191,626.86	0.95541831	\$183,083.81	\$89,111.11	(\$80,568.06)
23	0719013	2700	\$3,248,178.47	0.61426692	\$1,995,248.60	\$561,436.94	\$691,492.93
23	0719013	2800	\$120,000.00	0.61527233	\$73,832.68	\$25,000.00	\$21,167.32
23	0719013	5100	\$0.00		\$0.00	\$0.00	\$0.00
23	0719013	7200	\$1,782,012.50	0.75732846	\$1,349,568.79	\$0.00	\$432,443.71
23	2009110	4600	\$350.00	0.25714286	\$90.00	\$280.00	\$0.00
23	2009121	4600	\$234.00	0	\$0.00	\$0.00	\$234.00
23	2009185	4600	\$1,000.00	0.25903	\$259.03	\$700.00	\$40.97
23	2009201	4300	\$375.00	0	\$0.00	\$115.00	\$260.00
23	2009202	4600	\$5,000.00	0	\$0.00	\$0.00	\$5,000.00
23	2009205	4600	\$250.00	0	\$0.00	\$0.00	\$250.00
23	2009209	4100	\$7,098.11	0.40972174	\$2,908.25	\$4,454.75	(\$264.89)
23	2009251	4300	\$375.00	0.65042667	\$243.91	\$131.09	\$0.00
23	2009253	4300	\$2,000.00	0.417915	\$835.83	\$1,164.17	\$0.00
23	2009254	4100	\$3,000.00	0.47757667	\$1,432.73	\$567.27	\$1,000.00
23	2009256	4100	\$4,500.00	0.24376222	\$1,096.93	\$903.07	\$2,500.00
23	2009258	4600	\$2,050.00	0.13594634	\$278.69	\$1,221.31	\$550.00
23	2009301	4600	\$0.00		\$0.00	\$0.00	\$0.00
23	2009302	4100	\$500.00	0.08578	\$42.89	\$457.11	\$0.00
23	2009303	4100	\$0.00		\$0.00	\$0.00	\$0.00
23	2009304	7200	\$0.00		\$0.00	\$0.00	\$0.00
23	2009305	4100	\$0.00		\$0.00	\$0.00	\$0.00
23	2009307	4100	\$38,023.00	0.72213108	\$27,457.59	\$10,510.70	\$54.71
23	2009309	4600	\$600.00	0	\$0.00	\$0.00	\$600.00
23	2009312	4100	\$21,131.00	0.80344754	\$12,751.45	\$4,834.82	\$3,544.73
23	2009314	4600	\$450.00	0.15655556	\$70.45	\$379.55	\$0.00
23	2009315	4600	\$340.00	0	\$0.00	\$340.00	\$0.00
23	2009318	4100	\$3,100.00	0	\$0.00	\$3,100.00	\$0.00
23	2009321	4600	\$16,000.00	0.27930813	\$4,468.93	\$5,531.07	\$6,000.00
23	2009323	4600	\$3,980.00	0	\$0.00	\$1,763.70	\$2,216.30
23	2009324	4600	\$11,000.00	0.05388636	\$592.75	\$10,643.55	(\$236.30)
23	2009325	4100	\$25,418.00	0.04594657	\$1,167.87	\$20,695.01	\$3,555.12
23	2009326	4100	\$3,500.00	0.54825429	\$1,918.89	\$1,581.11	\$0.00
23	2009327	4100	\$5,471.17	0.04222132	\$231.00	\$2,789.00	\$2,471.17
23	2009330	4100	\$2,150.00	0.37350698	\$803.04	\$1,346.96	\$0.00
23	2009330	7200	\$0.00		\$0.00	\$0.00	\$0.00
23	2009331	4600	\$0.00		\$0.00	\$0.00	\$0.00
23	2009332	4100	\$6,500.00	0.20936	\$1,360.84	\$5,139.16	\$0.00
23	2009333	4600	\$60,000.00	0.35735567	\$21,441.34	\$38,410.07	\$148.59
23	2009335	4100	\$5,000.00	0.156942	\$784.71	\$4,215.29	\$0.00
23	2009336	4100	\$1,250.00	0.50008	\$625.10	\$616.26	\$8.64
23	2009337	4100	\$310.00	0.2596129	\$80.48	\$229.52	\$0.00
23	2009339	4100	\$28,500.00	0.58307754	\$16,617.71	\$11,908.94	(\$26.65)
23	2009340	4100	\$1,000.00	0.76971	\$769.71	\$157.31	\$72.98
23	2009346	4100	\$600.00	0	\$0.00	\$0.00	\$600.00
23	2009350	4300	\$2,300.00	0.87477826	\$2,011.99	\$0.00	\$288.01
23	2009352	4100	\$10,794.05	0.0079516	\$85.83	\$4,914.00	\$5,794.22
23	2009353	4600	\$100.00	0	\$0.00	\$100.00	\$0.00
23	2009355	4600	\$800.00	0.586275	\$469.02	\$330.98	\$0.00
23	2009380	4600	\$11,000.00	0.09090909	\$1,000.00	\$10,000.00	\$0.00
23	2009420	4600	\$215.69	1.00190088	\$216.10	\$0.00	(\$0.41)
23	2009421	4600	\$896.05	1.00932984	\$904.41	\$0.00	(\$8.36)
23	2009422	4600	\$1,054.49	0.87671765	\$924.49	\$130.00	\$0.00
23	2009423	4600	\$9,600.00	0.103975	\$998.16	\$8,537.76	\$64.08
23	2009424	4600	\$48,000.00	0.03223063	\$1,547.07	\$46,452.93	\$0.00
23	2009425	4600	\$2,200.00	0.87545455	\$1,926.00	\$274.00	\$0.00

Fiscal Year	Fund - Expended	Function First Two Digits	Fiscal Year Budgeted Amount	% Expensed	Fiscal Year Expense Amount	Fiscal Year Encumbrance Amount	Balance
23	2009426	4600	\$2,200.00	0.89230909	\$1,963.08	\$236.92	\$0.00
23	3000000	7200	\$157,003.05	1	\$157,003.05	\$0.00	\$0.00
23	3003000	4500	\$60,950.00	0.94995898	\$57,900.00	\$0.00	\$3,050.00
23	3003000	4500	\$16,200.00	0.38580247	\$6,250.00	\$9,950.00	\$0.00
23	3003000	4500	\$425,405.96	0.6752924	\$287,273.41	\$24,066.58	\$114,065.97
23	3003001	7200	\$123,950.07	1	\$123,950.07	\$0.00	\$0.00
23	3003003	7200	\$30,863.89	1	\$30,863.89	\$0.00	\$0.00
23	3003004	7200	\$13,055.97	1	\$13,055.97	\$0.00	\$0.00
23	3003007	7200	\$11,055.00	1	\$11,055.00	\$0.00	\$0.00
23	3003008	7200	\$125,716.25	1	\$125,716.25	\$0.00	\$0.00
23	3003010	7200	\$138.00	1	\$138.00	\$0.00	\$0.00
23	3003012	7200	\$13,861.00	1	\$13,861.00	\$0.00	\$0.00
23	3003013	7200	\$15,377.38	1	\$15,377.38	\$0.00	\$0.00
23	3003015	7200	\$8,160.96	1	\$8,160.96	\$0.00	\$0.00
23	3003016	7200	\$1,525.00	1	\$1,525.00	\$0.00	\$0.00
23	3003017	7200	\$12,874.16	1	\$12,874.16	\$0.00	\$0.00
23	3003018	7200	\$2,987.02	1	\$2,987.02	\$0.00	\$0.00
23	3003019	7200	\$6,417.99	1	\$6,417.99	\$0.00	\$0.00
23	3003020	7200	\$6,565.99	1	\$6,565.99	\$0.00	\$0.00
23	3003021	7200	\$1,318.37	1	\$1,318.37	\$0.00	\$0.00
23	3003022	7200	\$1,083.36	1	\$1,083.36	\$0.00	\$0.00
23	3009110	4100	\$11,500.00	0.16351565	\$1,880.43	\$3,784.00	\$5,835.57
23	3009120	4100	\$7,008.95	0.2674666	\$1,874.66	\$1,843.00	\$3,291.29
23	3009130	4100	\$14,000.00	0.22892857	\$3,205.00	\$5,666.00	\$5,129.00
23	3009140	4100	\$8,194.84	0.23141391	\$1,896.40	\$2,688.00	\$3,610.44
23	3009160	4100	\$9,000.00	0.43511111	\$3,916.00	\$4,908.00	\$176.00
23	3009170	4100	\$20,000.00	0.15925	\$3,185.00	\$5,161.00	\$11,654.00
23	3009180	4100	\$8,000.00	0.45177375	\$3,614.19	\$3,400.00	\$985.81
23	3009201	4100	\$40,032.76	0.34946104	\$13,989.89	\$26,652.66	(\$609.79)
23	3009202	4100	\$0.00		\$0.00	\$0.00	\$0.00
23	3009204	4100	\$0.00		\$0.00	\$0.00	\$0.00
23	3009208	4100	\$0.00		\$0.00	\$0.00	\$0.00
23	3009250	4100	\$23,556.00	0.27641153	\$6,511.15	\$15,176.21	\$1,868.64
23	3009251	4100	\$0.00		\$0.00	\$0.00	\$0.00
23	3009253	4300	\$650.00	0.67733846	\$440.27	\$215.07	(\$5.34)
23	3009253	7200	\$0.00		\$0.00	\$0.00	\$0.00
23	3009254	4300	\$2,250.00	0.06666667	\$150.00	\$2,100.00	\$0.00
23	3009258	4100	\$128,517.00	0.85846884	\$110,327.84	\$0.00	\$18,189.16
23	3009301	4500	\$0.00		\$0.00	\$0.00	\$0.00
23	3009301	7200	\$5,269.00	1	\$5,269.00	\$0.00	\$0.00
23	3009302	4500	\$10,520.00	0.15019011	\$1,580.00	\$8,820.00	\$120.00
23	3009303	4600	\$3,500.00	0.54411429	\$1,904.40	\$1,595.60	\$0.00
23	3009304	4600	\$4,265.00	0.79483939	\$3,389.99	\$1,450.01	(\$575.00)
23	3009313	4100	\$29,541.00	0.54153922	\$15,997.61	\$12,602.39	\$941.00
23	3009325	4100	\$338.00	0	\$0.00	\$0.00	\$338.00
23	3009334	4300	\$17,415.00	0.01444789	\$251.61	\$16,948.39	\$215.00
23	3009390	4600	\$6,000.00	0	\$0.00	\$6,000.00	\$0.00
23	3009410	4500	\$2,685.21	0.30362988	\$815.31	\$1,009.63	\$860.27
23	4019011	3200	\$0.00		\$0.00	\$0.00	\$0.00
23	4019011	7500	\$0.00		\$0.00	\$0.00	\$0.00
23	4019012	3200	\$7,573.06	1	\$7,573.06	\$0.00	\$0.00
23	4019012	7200	\$50,164.66	1	\$50,164.66	\$0.00	\$0.00
23	4019013	3200	\$317,013.93	0.48418688	\$153,493.99	\$40,840.84	\$122,679.10
23	4019013	7200	\$149,425.14	0	\$0.00	\$0.00	\$149,425.14
23	4019021	3200	\$0.00		\$0.00	\$0.00	\$0.00
23	4019021	7500	\$0.00		\$0.00	\$0.00	\$0.00
23	4019022	3200	\$0.00		\$0.00	\$0.00	\$0.00
23	4019022	7200	\$10,388.36	1	\$10,388.36	\$0.00	\$0.00
23	4019023	3200	\$9,317.61	0.02897739	\$270.00	\$236.89	\$8,810.72
23	4019023	7200	\$4,067.53	0	\$0.00	\$0.00	\$4,067.53
23	4019031	3200	\$0.00		\$0.00	\$0.00	\$0.00
23	4019031	7500	\$0.00		\$0.00	\$0.00	\$0.00
23	4019032	3200	\$1,759.92	1	\$1,759.92	\$0.00	\$0.00
23	4019032	7200	\$24,586.03	1	\$24,586.03	\$0.00	\$0.00
23	4019033	3200	\$429,198.12	0.67861241	\$291,259.17	\$90,329.42	\$47,609.53
23	4019033	7200	\$199,410.53	0	\$0.00	\$0.00	\$199,410.53
23	4019041	3200	\$0.00		\$0.00	\$0.00	\$0.00
23	4019041	7500	\$0.00		\$0.00	\$0.00	\$0.00
23	4519012	2900	\$24,511.20	0	\$0.00	\$0.00	\$24,511.20
23	4679020	2100	\$89,259.11	0	\$0.00	\$0.00	\$89,259.11
23	4679021	2100	\$208,322.32	0.43506481	\$90,633.71	\$0.00	\$117,688.61
23	4679021	2100	\$0.00		\$0.00	\$0.00	\$0.00
23	4679021	2200	\$8,500.00	1	\$8,500.00	\$0.00	\$0.00
23	4999019	2400	\$16,617.54	0	\$0.00	\$6,531.13	\$10,086.41
23	5079021	1100	\$0.00		\$0.00	\$0.00	\$0.00
23	5079021	2200	\$0.00		\$0.00	\$0.00	\$0.00
23	5079021	3200	\$0.00		\$0.00	\$0.00	\$0.00
23	5079022	1100	\$977,259.00	0.24821775	\$242,573.03	\$18,482.42	\$716,203.55
23	5079022	1900	\$0.00		\$87.61	\$0.00	(\$87.61)
23	5079022	2100	\$272,853.10	0.0544821	\$14,865.61	\$0.00	\$257,987.49
23	5079022	2700	\$1,784,832.02	0.35554076	\$634,580.54	\$1,028,332.04	\$121,919.44
23	5079121	1100	\$0.00		\$0.00	\$0.00	\$0.00
23	5079121	1100	\$614,555.00	0	\$0.00	\$369,600.00	\$244,955.00
23	5079121	1900	\$0.00		\$0.00	\$0.00	\$0.00
23	5079121	1900	\$55,806.98	0.76402629	\$42,638.00	\$0.00	\$13,168.98
23	5079121	2200	\$0.00		\$13,207.42	\$0.00	(\$13,207.42)
23	5079121	2700	\$146,315.63	0.78467536	\$114,810.27	\$28,832.70	\$2,672.66
23	5079222	2100	\$0.00		\$0.00	\$0.00	\$0.00
23	5079222	2800	\$16,402.36	0.96968485	\$15,905.12	\$497.24	\$0.00
23	5169021	1200	\$0.00		\$0.00	\$0.00	\$0.00

Fiscal Year	Fund - Expended	Function First Two Digits	Fiscal Year Budgeted Amount	% Expensed	Fiscal Year Expense Amount	Fiscal Year Encumbrance Amount	Balance
23	5169021	1200	\$0.00		\$0.00	\$0.00	\$0.00
23	5169021	1200	\$0.00		\$0.00	\$0.00	\$0.00
23	5169021	1200	\$0.00		\$0.00	\$0.00	\$0.00
23	5169021	2100	\$0.00		\$0.00	\$0.00	\$0.00
23	5169021	2100	\$0.00		\$0.00	\$0.00	\$0.00
23	5169021	2100	\$0.00		\$0.00	\$0.00	\$0.00
23	5169021	2100	\$0.00		\$0.00	\$0.00	\$0.00
23	5169021	2400	\$0.00		\$0.00	\$0.00	\$0.00
23	5169021	2400	\$0.00		\$0.00	\$0.00	\$0.00
23	5169021	3200	\$0.00		\$0.00	\$0.00	\$0.00
23	5169022	1200	\$81,824.61	1.42638003	\$116,712.99	\$0.00	(\$34,888.38)
23	5169022	1200	\$32,375.15	1.34779113	\$43,634.94	\$0.00	(\$11,259.79)
23	5169022	1200	\$17,567.95	1.2722526	\$22,350.87	\$0.00	(\$4,782.92)
23	5169022	1200	\$9,207.49	0	\$0.00	\$0.00	\$9,207.49
23	5169022	2100	\$194,620.90	0.12416262	\$24,164.64	\$0.00	\$170,456.26
23	5169022	2100	\$4,558.40	3.02702703	\$13,798.40	\$9,240.00	(\$18,480.00)
23	5169022	2200	\$25,689.00	0	\$0.00	\$0.00	\$25,689.00
23	5169022	2400	(\$5,541.64)	-3.51550804	\$19,481.68	\$0.00	(\$25,023.32)
23	5169022	2400	\$9,938.73	1.17490263	\$11,677.04	\$0.00	(\$1,738.31)
23	5169022	3200	(\$35.61)	0	\$0.00	\$0.00	(\$35.61)
23	5169023	1200	\$498,383.41	0.85407626	\$425,657.44	\$0.00	\$72,725.97
23	5169023	1200	\$348,483.47	0.45341841	\$158,008.82	\$0.00	\$190,474.65
23	5169023	1200	\$121,632.09	0.6689007	\$81,359.79	\$0.00	\$40,272.30
23	5169023	1200	\$60,000.00	0.2151765	\$12,910.59	\$13,014.25	\$34,075.16
23	5169023	1900	\$209,944.46	1	\$209,944.46	\$0.00	\$0.00
23	5169023	2100	\$105,903.40	0	\$0.00	\$0.00	\$105,903.40
23	5169023	2100	\$0.00		\$12,310.20	\$0.00	(\$12,310.20)
23	5169023	2100	\$116,340.00	0.68659266	\$79,878.19	\$0.00	\$36,461.81
23	5169023	2100	\$18,480.00	0	\$0.00	\$0.00	\$18,480.00
23	5169023	2100	\$33,776.16	0	\$0.00	\$5,250.00	\$28,526.16
23	5169023	2100	\$0.00		\$0.00	\$0.00	\$0.00
23	5169023	2200	\$41,000.00	0.16172756	\$6,630.83	\$15,469.17	\$18,900.00
23	5169023	2400	\$48,333.32	1.64119431	\$79,324.37	\$0.00	(\$30,991.05)
23	5169023	2400	\$49,860.51	0.57538902	\$28,689.19	\$0.00	\$21,171.32
23	5169023	2400	\$0.00		\$0.00	\$0.00	\$0.00
23	5169023	2400	\$0.00		\$0.00	\$0.00	\$0.00
23	5169023	3200	\$24,293.59	1	\$24,293.59	\$0.00	\$0.00
23	5169122	1200	\$199,968.53	0	\$0.00	\$0.00	\$199,968.53
23	5169122	1200	\$24,719.67	0.13301674	\$3,288.13	\$0.00	\$21,431.54
23	5169122	2100	\$0.00		\$0.00	\$0.00	\$0.00
23	5169122	2200	\$45,000.00	0	\$0.00	\$0.00	\$45,000.00
23	5169122	2400	\$48,340.00	0	\$0.00	\$0.00	\$48,340.00
23	5169122	3200	\$2,257.56	0.89245026	\$2,014.76	\$0.00	\$242.80
23	5169123	1200	\$185,035.49	0.48047831	\$88,905.54	\$0.00	\$96,129.95
23	5169123	2100	\$84,500.00	0.96141657	\$81,239.70	\$0.00	\$3,260.30
23	5169123	2400	\$48,340.00	0	\$0.00	\$0.00	\$48,340.00
23	5169123	3200	\$1,075.15	0	\$0.00	\$0.00	\$1,075.15
23	5519121	1200	\$0.00		\$0.00	\$0.00	\$0.00
23	5519121	2200	\$0.00		\$0.00	\$0.00	\$0.00
23	5519122	1200	\$761.55	1.2100453	\$921.51	\$0.00	(\$159.96)
23	5519123	1200	\$6,746.37	0	\$0.00	\$0.00	\$6,746.37
23	5729021	1200	\$0.00		\$0.00	\$0.00	\$0.00
23	5729021	2200	\$0.00		\$0.00	\$0.00	\$0.00
23	5729021	3200	\$0.00		\$0.00	\$0.00	\$0.00
23	5729021	3200	\$0.00		\$0.00	\$0.00	\$0.00
23	5729022	1200	\$57,260.44	1.44042204	\$82,479.20	\$0.00	(\$25,218.76)
23	5729022	2200	\$15,816.77	0	\$0.00	\$0.00	\$15,816.77
23	5729022	3200	\$0.00		\$0.00	\$0.00	\$0.00
23	5729022	3200	\$175.52	0.30480857	\$53.50	\$0.00	\$122.02
23	5729023	1200	\$530,004.96	0.60260498	\$319,383.63	\$0.00	\$210,621.33
23	5729023	3200	\$5,300.00	0.64089434	\$3,398.74	\$1,903.26	\$0.00
23	5729121	1100	\$0.00		\$0.00	\$0.00	\$0.00
23	5729122	1100	\$183,652.42	0.44173603	\$81,125.89	\$0.00	\$102,526.53
23	5729123	1100	\$171,218.59	0.12522396	\$21,440.67	\$13,778.27	\$135,999.65
23	5729221	1100	\$0.00		\$0.00	\$0.00	\$0.00
23	5729221	2200	\$0.00		\$0.00	\$0.00	\$0.00
23	5849022	1100	\$30,773.37	0.63250954	\$19,464.45	\$0.00	\$11,308.92
23	5849022	2200	\$10,631.07	0.05636498	\$599.22	\$0.00	\$10,031.85
23	5849022	3200	\$412.30	0.44651952	\$184.10	\$0.00	\$228.20
23	5849023	1100	\$13,108.80	0.34613847	\$4,537.46	\$3,529.40	\$5,041.94
23	5849023	2200	\$41,211.67	0.86162439	\$35,508.98	\$0.00	\$5,702.69
23	5849023	3200	\$3,965.33	0.29415458	\$1,166.42	\$2,798.90	\$0.01
23	5879021	1200	\$0.00		\$0.00	\$0.00	\$0.00
23	5879022	1200	\$4,549.04	1.8306258	\$8,327.59	\$0.00	(\$3,778.55)
23	5879023	1100	\$0.00		\$0.00	\$0.00	\$0.00
23	5879023	1200	\$43,049.68	0.58578488	\$25,217.84	\$536.47	\$17,295.35
23	5879121	1200	\$0.00		\$0.00	\$0.00	\$0.00
23	5879121	2200	\$0.00		\$0.00	\$0.00	\$0.00
23	5879122	1200	\$16,204.57	0	\$0.00	\$0.00	\$16,204.57
23	5879122	1200	\$2,500.00	0	\$0.00	\$0.00	\$2,500.00
23	5879122	2200	\$5,326.44	0	\$0.00	\$0.00	\$5,326.44
23	5879123	1200	\$18,704.57	0.15328874	\$2,867.20	\$3,132.80	\$12,704.57
23	5879123	2200	\$5,326.44	0	\$0.00	\$0.00	\$5,326.44
23	5909021	2200	\$0.00		\$0.00	\$0.00	\$0.00
23	5909021	3200	\$0.00		\$0.00	\$0.00	\$0.00
23	5909021	7400	\$0.00		\$0.00	\$0.00	\$0.00
23	5909022	1200	\$14,864.71	1.49291174	\$22,191.70	\$0.00	(\$7,326.99)
23	5909022	2200	\$34,597.75	0.92938038	\$32,154.47	\$0.00	\$2,443.28
23	5909022	3200	\$2,928.92	0	\$0.00	\$0.00	\$2,928.92
23	5909023	2200	\$134,334.87	0.60475072	\$81,239.11	\$16,108.31	\$36,987.45

Fiscal Year	Fund - Expdger	Function First Two Digits	Fiscal Year Budgeted Amount	% Expensed	Fiscal Year Expense Amount	Fiscal Year Encumbrance Amount	Balance
23	5909023	3200	\$16,630.05	0.13174043	\$2,190.85	\$14,439.20	\$0.00
23	5999021	1100	\$0.00		\$0.00	\$0.00	\$0.00
23	5999021	2200	\$0.00		\$0.00	\$0.00	\$0.00
23	5999021	3200	\$0.00		\$0.00	\$0.00	\$0.00
23	5999022	3100	\$128,700.00	0.98710606	\$127,040.55	\$0.00	\$1,659.45
23	5999023	2700	\$550,000.00	0.65274327	\$359,008.80	\$38,679.92	\$152,311.28
		TOTALS	\$138,738,603.91				

GENERAL FUND-TRUE DAYS CASH

Includes Substitute Levy

