

Medina City Schools

General Fund Analysis

March 31, 2021

	2020-2021 Original Estimate (1)	Y-T-D Actual July 2020 - June 2021 (2)	Percent	Variance (3)
Beginning Balance - July 1, 2020		54,676,370.23		0.00
General Fund	32,189,888.32			
Other Funds - Substitute Levy	22,486,481.91			
Revenue	<u>74,937,361.00</u>	<u>70,993,026.77</u>	<u>94.7%</u>	<u>3,944,334.23</u>
	74,937,361.00	70,993,026.77		3,944,334.23
Expenditures	85,875,970.00	62,981,451.27	73.3%	22,894,518.73
Encumbrance	<u>851,800.00</u>	<u>2,825,814.79</u>		<u>-1,974,014.79</u>
	86,727,770.00	65,807,266.06		20,920,503.94
Ending Balance - June 30, 2020	<u>42,885,961.23</u>	<u>59,862,130.94</u>		<u>-16,976,169.71</u>

Original Estimate revenue, expenditure and encumbrance taken from May 2020 five-year forecast
Includes May 2018 Substitute Levy

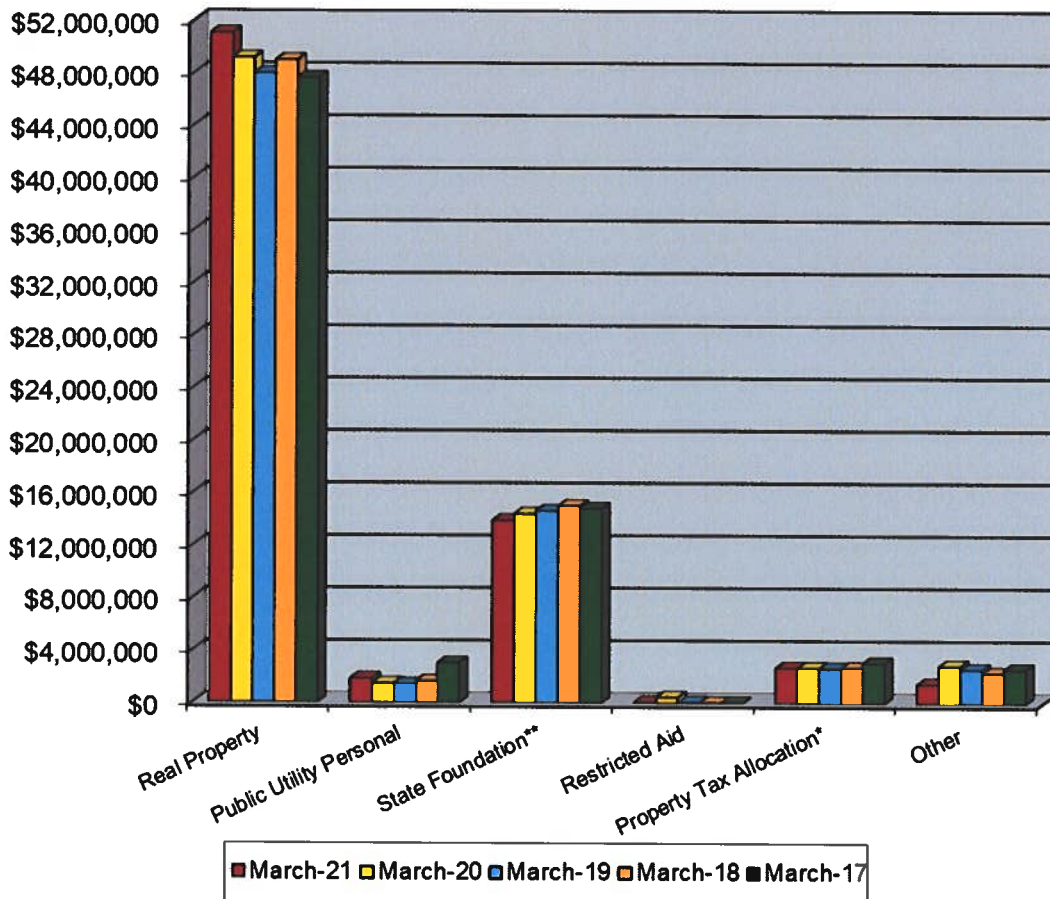
General Fund Summary

March 2021

Revenues

1. Real Property Taxes – Total Real Property Taxes received from the beginning of the fiscal year until March 31, 2021 is \$51,044,832.13. This is an increase of 3.8% above last year's taxes received at this time. \$5,539,830.00 was collected in March.
2. Public Utility Personal Property Taxes – Total Public Utility Personal Property Taxes received from the beginning of the fiscal year until March 31, 2021 is \$1,837,573.15. These monies are distributed upon settlement from the County Auditor. This amount is listed in a separate line for State and five-year forecasting purposes. \$-0- had been transferred in March.
3. State Foundation – State Foundation monies received from the State of Ohio from the beginning of the fiscal year until March 31, 2021 total \$13,889,184.40. This is a decrease of 3.5% below last year's foundation money received at this time. \$1,514,992.20 was collected in March.
4. Restricted Aid – Restricted Aid monies are for Career Tech funding and Economically Disadvantaged Students. We have added e-Rate funding as well because these funds are restrictive to technology. Monies received from the beginning of the fiscal year until March 31, 2021 total \$62,144.13. \$6,904.88 was collected in March.
5. Homestead and Rollback – Monies received from the State of Ohio from the beginning of the fiscal year until March 31, 2021 total \$2,695,062.09. Receipts are based upon the real property taxes collected and Homestead filings with the County Auditor. \$-0- was collected in March.
6. Other – Other monies received from the beginning of the fiscal year until March 31, 2021 total \$1,464,230.87. This is a decrease of 48.5% below last year at this time and is due to Tuition, Open Enrollment-In, Interest Earnings, Pay to Participate, Rent, Parking Fees, Field Trips, Medicare Funding, Refund of Prior Year Expenditures, and Medicare Settlement funds. \$228,121.60 was collected in March.

General Fund Revenue



	March-21	March-20	March-19	March-18	March-17	Current Forecast
Real Property	\$51,044,832	\$49,151,229	\$47,984,557	\$48,979,344	\$47,651,143	\$49,030,939
Public Utility Personal	\$1,837,573	\$1,474,378	\$1,422,880	\$1,633,842	\$3,021,813	\$3,585,736
State Foundation**	\$13,889,184	\$14,395,762	\$14,622,940	\$15,002,365	\$14,809,157	\$17,424,569
Restricted Aid	\$62,144	\$440,398	\$62,486	\$25,663	\$24,604	\$150,881
Property Tax Allocation*	\$2,695,062	\$2,680,748	\$2,652,827	\$2,696,725	\$3,074,694	\$5,340,935
Other	\$1,464,231	\$2,840,444	\$2,595,558	\$2,312,130	\$2,592,847	\$3,322,363
Total	\$70,993,027	\$70,982,959	\$69,341,249	\$70,650,068	\$71,174,259	\$78,855,423
State %	23.4%	24.7%	25.0%	25.1%	25.2%	

* Includes Homestead/Rollback, Tangible Personal Property Tax Fixed Rate Loss Reimbursement and Electric Deregulation.

** Includes Casino Revenue in State Foundation beginning January 2013 and Economic Disadvantaged Funding in November 2013.

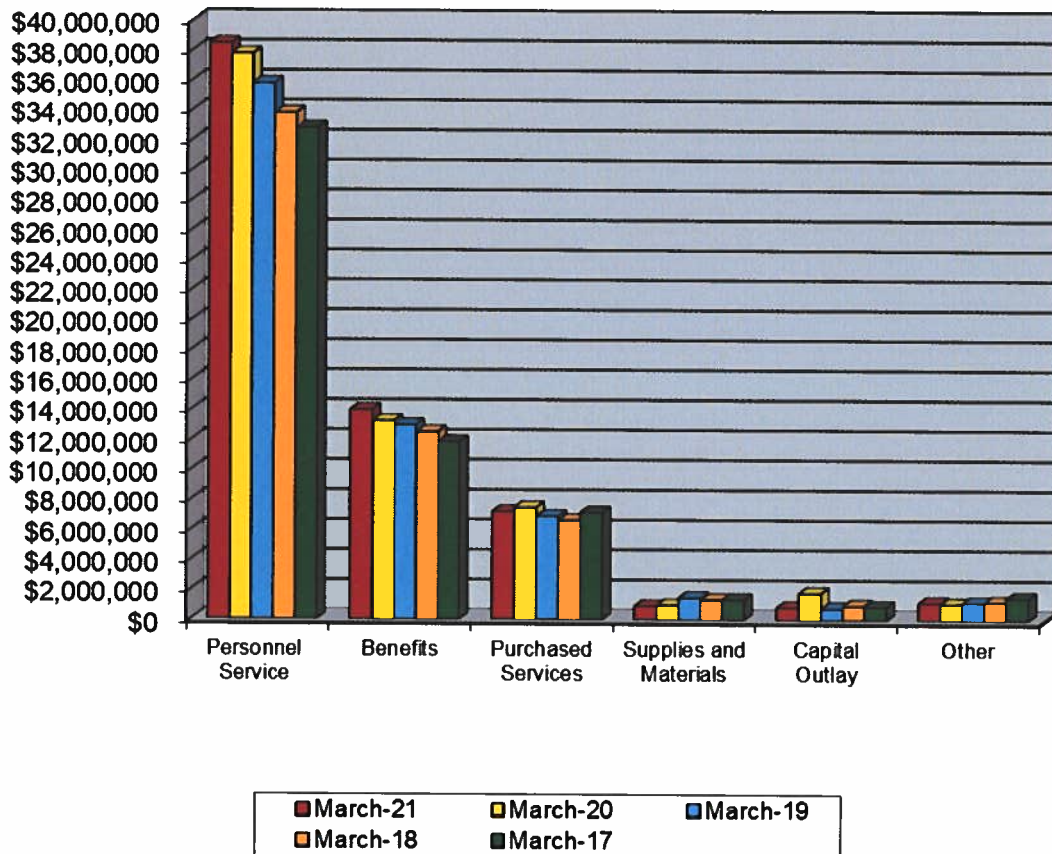
General Fund Summary

March 2021

Expenditures

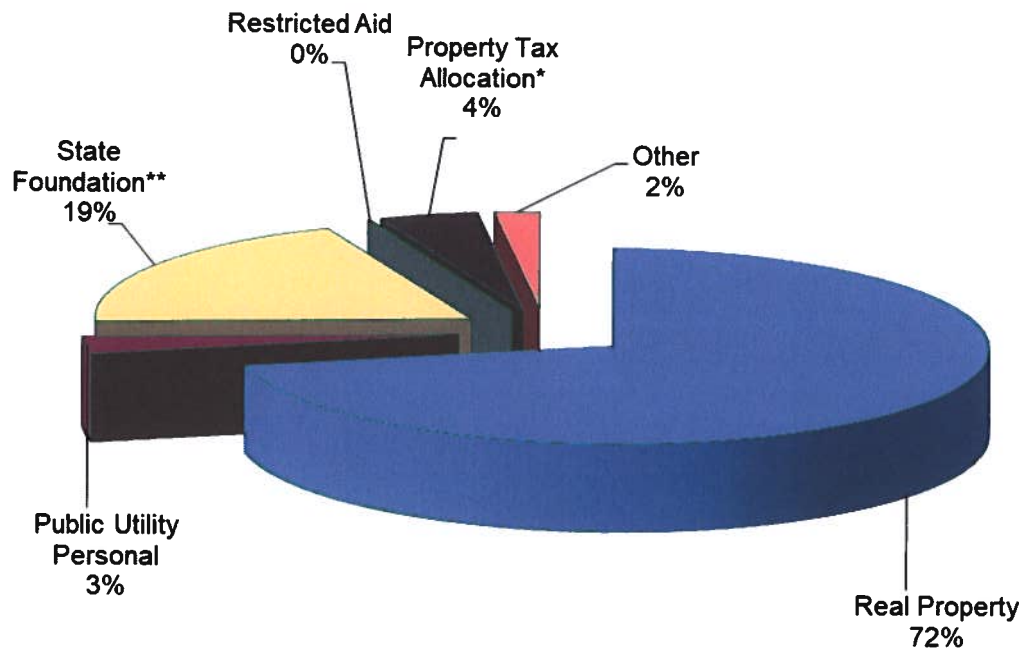
1. **Personnel Services**– The costs for personnel services for the School District from the beginning of the fiscal year until March 31, 2021 was \$38,458,872.46. This was an increase of 1.8% above last year at this time. \$3,950,228.21 was spent in March.
2. **Benefits** – The cost for benefits for the School District from the beginning of the fiscal year until March 31, 2021 was \$13,969,987.10. This was an increase of 5.6% above last year at this time. \$1,530,535.26 was spent in March.
3. **Purchased Services** – The cost for purchased services for the district from the beginning of the fiscal year until March 31, 2021 total \$7,190,961.01. This was a 3.7% decrease below last year at this time and is due to Professional Services, Nursing Services, Legal Services, Contracted Services, Garbage Removal, Rental, Travel, Postage, Advertising, Electricity, Water/Sewer, Gas, Contracted Trade Services, Tuition, and Open Enrollment, Other Tuition. \$940,520.61 was spent in March.
4. **Supplies and Materials** – The cost for supplies and materials for the district from the beginning of the fiscal year until March 31, 2021 total \$920,713.16. This was a 5.4% decrease below last year at this time. General Supplies, Office Supplies, Media Supplies, Electronic Subscriptions, Meeting Supplies, Custodial/Maintenance Supplies, Transportation Parts, Fuel, and Tires account for this decrease. (\$90,752.20) was spent in March as ESSER funding was being charged.
5. **Capital Outlay** – The cost for capital outlay for the district from the beginning of the fiscal year until March 31, 2021 total \$838,414.63. This was a 49.7% decrease below last year at this time and was mainly due to reductions in Middle School Equipment, Special Education Equipment, Districtwide Equipment, Maintenance Equipment, Technology Equipment, Transportation Equipment, Capital Equipment and Capital Lease. (\$41,654.13) was spent in March as ESSER funding was being charged.
6. **Other** – The cost of other expenditures excluding transfers for the district was \$1,173,959.17 for the fiscal year until March 31, 2021. This was a 8.4% increase above last year at this time. \$107,751.78 was spent in March. County Board Services, Election Expense, Liability Insurance, and Awards and Prizes make up the majority of this increase.

General Fund Expenditures

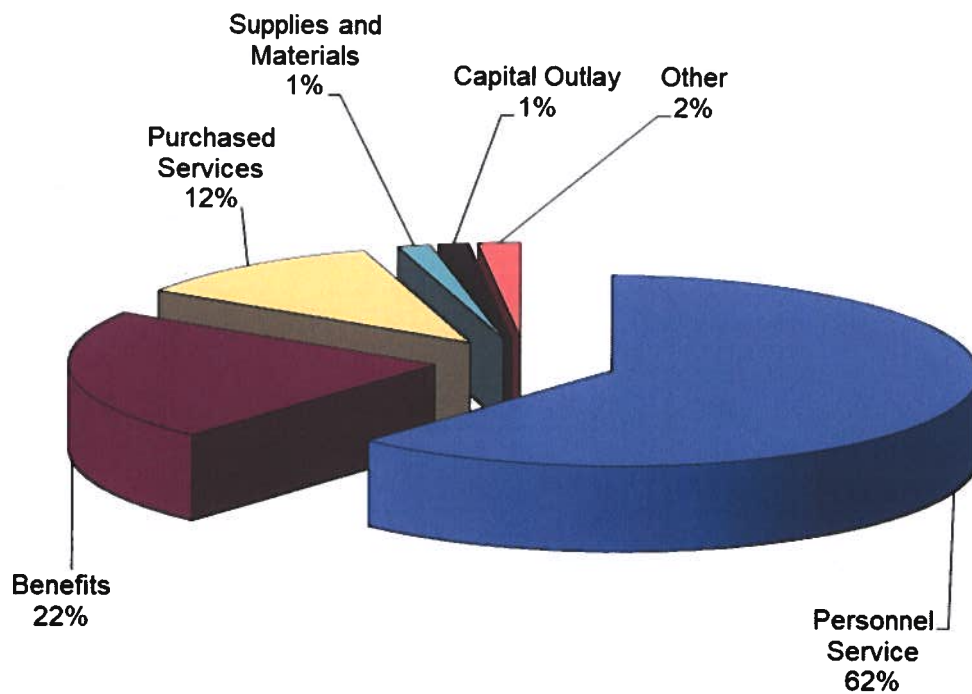


	March-21	March-20	March-19	March-18	March-17	Current Forecast
Personnel Service	\$38,458,872	\$37,764,580	\$35,785,411	\$33,828,785	\$32,823,786	\$50,175,501
Benefits	\$13,969,987	\$13,233,434	\$12,962,921	\$12,508,816	\$11,864,112	\$18,271,771
Purchased Services	\$7,190,961	\$7,471,121	\$6,900,523	\$6,624,474	\$7,134,975	\$10,143,610
Supplies and Materials	\$920,713	\$973,773	\$1,466,019	\$1,342,687	\$1,342,655	\$1,290,042
Capital Outlay	\$838,415	\$1,788,113	\$774,144	\$952,583	\$879,596	\$2,063,141
Other	\$1,173,959	\$1,082,738	\$1,173,239	\$1,205,451	\$1,478,699	\$1,717,813
Transfers and Adv., Etc.	\$428,544	\$427,757	\$428,000	\$453,988	\$452,956	\$1,109,907
Other than Debt						
Total	\$62,981,451	\$62,741,515	\$59,490,256	\$56,916,783	\$55,976,779	\$84,771,785

Current General Fund Revenue



Current General Fund Expenditures



MARCH 2021**Balance****Bank Balance - Regular Account**

1,681,026.49

Financial Checks Outstanding	187,904.24
Worker Comp Outstanding	5,882.18
Payroll Checks Outstanding	59,165.37

252,951.79

(252,951.79)

Huntington/Flex Spending	40,476.14
Flex O/S Checks	906.85
JPMorgan/Metlife Claims	31,053.66
Westfield Bank	14,425.60
Westfield Bank Sweep	3,054,845.12

39,569.29

31,053.66

14,425.60

3,054,845.12

Investments:

Redtree Investments	23,926,782.51
T. Rowe - Collins	265,074.37
Scudder -Collins	311,896.31
Scudder - Bushman	5,212.00
Kanehl Stocks	2,335.42
Star Ohio (22923)	28,317,999.51
Multi-Bank Securities	12,826,000.00
Multi-Bank Money Market	16,753.40
Fifth Third Securities	8,957,783.92
Fifth Third Money Market	1,140,916.47

Total

75,770,753.91

80,338,722.28

Adjustments

Deposits in Transit	35,706.19
Expenses not posted	(3,490.19)

Total

32,216.00

80,370,938.28

MCSD Balance

80,370,938.28

Difference Between Bank vs. Book

0.00

Medina City School District

Sales Tax Update

Date	Sales Tax Description	Receipts	Expenditures	Balance
July 1, 2020	Beginning Balance (071) Sales Tax and (002-9012) Bond			\$3,491,568.70
July	6-Month Asbestos Surveillance Inspection and Reports		\$525.00	\$3,491,043.70
	A I Root Classroom Expansion Doors		\$768.75	\$3,490,274.95
	Design and Construction for Root Locker Bay Conversion		\$640.42	\$3,489,634.53
	Architectural and Engineering Services for Summer Paving		\$2,500.00	\$3,487,134.53
	Consulting Services for MHS Roof Replacement		\$6,175.00	\$3,480,959.53
	Replacement of MHS Roof		\$304,119.00	\$3,176,840.53
	Sales Tax Distribution	\$770,376.50		\$3,947,217.03
	MHS Bleacher Replacement		\$222,000.00	\$3,725,217.03
	Ella Canavan Security Entrance Door Parts		\$1,820.71	\$3,723,396.32
	Fleet Master Lease Agreement		\$11,826.28	\$3,711,570.04
	A I Root Locker Bay Conversion		\$19,655.06	\$3,691,914.98
August	A I Root Classroom Expansion Doors		\$4,721.25	\$3,687,193.73
	Blake POD C Carpet and Tile Replacement		\$15,264.00	\$3,671,929.73
	Installation of Electric Remote Release at Canavan		\$1,340.00	\$3,670,589.73
	Removal and Replacement of Six Windows at Evolve		\$4,390.00	\$3,666,199.73
	Labor and Materials to Complete Spray On Fireproofing - MHS		\$63,400.00	\$3,602,799.73
	A I Root Locker Bay Conversion		\$79,548.54	\$3,523,251.19
	Consulting Services for MHS Roof Replacement		\$4,116.00	\$3,519,135.19
	Replacement of MHS Roof		\$76,626.00	\$3,442,509.19
	Fleet Master Lease Agreement		\$11,830.95	\$3,430,678.24
	Architectural and Engineering Services for Summer Paving		\$19,880.00	\$3,410,798.24
September	Replacement Stage Curtains at PAC		\$20,937.31	\$3,389,860.93
	Design and Construction for Root Locker Bay Conversion		\$3,325.27	\$3,386,535.66
	Construction of Northrop Trail		\$29,748.20	\$3,356,787.46
	Change Order - Installation of Retractable Bollards, Fence Post and Handrail		\$1,650.00	\$3,355,137.46
	Fleet Master Lease Agreement		\$11,830.95	\$3,343,306.51
	Furniture for A I Root for Locker Bay Conversion		\$17,002.85	\$3,326,303.66
	Claggett - Desks/Chairs for Two Classrooms		\$14,179.53	\$3,312,124.13
	Consulting Services for MHS Roof Replacement		\$2,059.25	\$3,310,064.88
	Replacement of MHS Roof		\$55,242.00	\$3,254,822.88
	Construction of a Secure Vestibule at Blake		\$27,834.00	\$3,226,988.88
	Architectural and Engineering Services for Summer Paving		\$2,680.00	\$3,224,308.88
October	Design and Construction for Root Locker Bay Conversion		\$748.23	\$3,223,560.65
	Furniture for Root - Locker Bay Conversion		\$19,845.00	\$3,203,715.65
	Fleet Master Lease Agreement		\$11,830.95	\$3,191,884.70
	Architectural and Engineering Services for Summer 2020 Paving		\$3,680.00	\$3,188,204.70
	Sales Tax Distribution	\$920,709.20		\$4,108,913.90
	District Summer 2020 Paving		\$202,946.53	\$3,905,967.37
	Root Locker Bay Conversion		\$37,394.62	\$3,868,572.75
November	COP's Principal and Interest		\$1,309,243.75	\$2,559,329.00
	Fleet Master Lease Agreement		\$11,830.95	\$2,547,498.05
	Architectural and Engineering Services for Summer 2020 Paving		\$257.50	\$2,547,240.55
	A I Root Locker Bay Conversion		\$71,692.38	\$2,475,548.17
December	District Summer Paving		\$21,961.80	\$2,453,586.37
	MCRC Summer Paving Correction		-\$61,736.80	\$2,515,323.17
	Fleet Master Lease Agreement		\$11,830.95	\$2,503,492.22
January	Installation of Carpet at EVOLVE		\$8,072.50	\$2,495,419.72
	Architectural and Engineering Services for Summer 2020 Paving		\$1,652.50	\$2,493,767.22
	Roof Replacement Evaluation, Design and Quality Observation Services		\$24,118.00	\$2,469,649.22
	A I Root Locker Bay Conversion		\$23,143.40	\$2,446,505.82
	Sales Tax Distribution	\$930,379.89		\$3,376,885.71
	Fleet Master Lease Agreement		\$11,830.95	\$3,365,054.76
February	Roof Replacement Evaluation		\$24,118.00	\$3,340,936.76
	Fleet Master Lease Agreement		\$11,830.95	\$3,329,105.81
	XG-25M VOX Replacement and XG-15P Portable Package - Mobile Radios		\$142,143.89	\$3,186,961.92

Medina City School District
Sales Tax Update

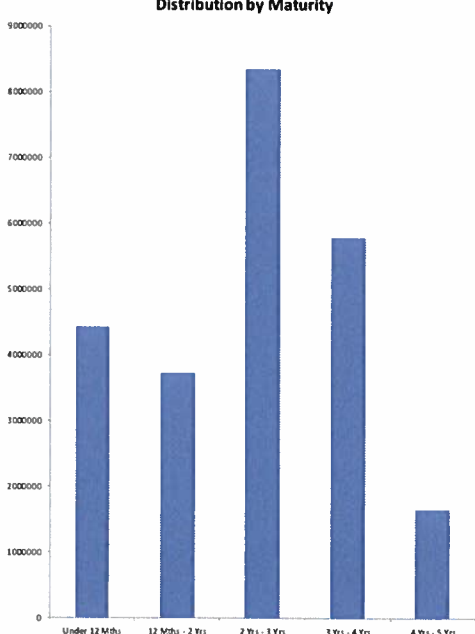
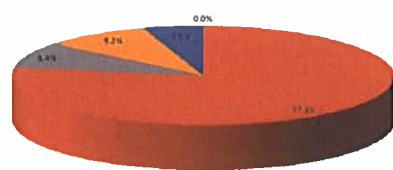
Date	Sales Tax Description	Receipts	Expenditures	Balance
March	Fleet Master Lease Agreement		\$11,830.95	\$3,175,130.97
	Fiscal Year Totals	\$2,621,465.59	\$2,937,903.32	

Medina City School District
Recreation Center Update

Date	Description	District Revenue	District Expenses	City Reimbursements	Total Balance
July 1, 2020	Beginning Balance (003-9001)				\$ 202,370.92
July	Tile Repairs			\$1,000.00	\$ 203,370.92
	Mens Sauna Floor Cement		\$1,236.25		\$ 202,134.67
	Insulation for Sauna - Credit		-\$62.50		\$ 202,197.17
	Installation of Carpet			\$1,250.00	\$ 203,447.17
August	Donation - Partner Mktg	\$1,044.98			\$ 204,492.15
	Mens Sauna Floor Cement			\$618.13	\$ 205,110.28
September	No Revenues, No Expenditures				\$ 205,110.28
October	Labor/Material to Dismantle/Rebuild Burners/Heads Boilers		\$13,346.55		\$ 191,763.73
	Repair Parts for Motor Control Centers		\$2,180.00		\$ 189,583.73
	Dismantle/Rebuild Burners/Heads and Repair Parts for Motor			\$14,436.55	\$ 204,020.28
	Refund City for Labor/Material to Dismantle/Rebuild Burners			-\$6,673.28	\$ 197,347.00
November	No Revenues, No Expenditures				\$ 197,347.00
December	MCRC Summer Paving - Correction from 071		\$54,316.35		\$ 143,030.65
	MCRC Summer Paving - Correction from 071		\$7,420.45		\$ 135,610.20
Janaury	MCRC Summer Paving			\$27,158.18	\$ 162,768.38
	Chemical PC 2100 Controller			\$3,277.50	\$ 166,045.88
	Transfer from 001	\$100,000.00			\$ 266,045.88
February	Chemical PC 2100 Controller		\$6,555.00		\$ 259,490.88
	MCRC Summer Paving - Correction from 071			\$3,710.23	\$ 263,201.11
March	Heater and Controls for Ladies Sauna		\$3,339.59		\$ 259,861.52
	Heater and Controls for Women's Sauna			\$1,669.80	\$ 261,531.32
	10 Used Touchpads for Pool		\$5,000.00		\$ 256,531.32
	Diving Board		\$5,438.25		\$ 251,093.07
	Heat Exchanger for Leisure Pool		\$11,204.11		\$ 239,888.96
	Women's Sauna Flooring		\$1,236.00		\$ 238,652.96
	Labor to Install Cedar Lumber in Women's Sauna		\$2,000.00		\$ 236,652.96
Total Revenues, Expenditures and Reimbursements		\$ 101,044.98	\$ 113,210.05	\$ 46,447.11	

Monthly Investment Summary
Medina City School District
US Bank Custodian Acct Ending x70982
 March 31, 2021

Monthly Cash Flow Activity		Market Value Summary				
From 02-28-21 through 03-31-21		Security Type	Market Value	Pct. Assets	Avg Yield at Cost	Wght Avg Mat
Beginning Book Value	23,880,854.30	Money Market Fund				
Contributions	0.00	MONEY MARKET FUND	6,342.69	0.0	0.03	0.00
Withdrawals	0.00	Fixed Income				
Realized Gains/Losses	15,609.37	MUNICIPAL BONDS	2,013,257.80	8.4	0.99	1.11
Gross Interest Earnings	30,318.84	U.S. GOVERNMENT AGENCY DISCOUNT NOTES	1,200,000.00	5.0	0.20	0.02
Ending Book Value	23,926,782.51	U.S. GOVERNMENT AGENCY NOTES	18,466,992.56	77.1	0.41	2.82
		U.S. TREASURY NOTES	2,207,965.60	9.2	1.76	0.34
		Accrued Interest	46,366.69	0.2		
		TOTAL PORTFOLIO	23,940,925.34	100.0	0.58	2.31

Maturity Distribution		Security Type Allocation	
<p align="center">Distribution by Maturity</p> 			

Disclosures:

RedTree's internal accounting system is used as the source of the market value of this account. Although obtained from a source believed to be reliable, we cannot guarantee its accuracy. You should review all account statements provided by the custodian and compare with the statements provided by RedTree.

Questions? Call 888.596.2293 or email info@redtreeinv.com

Portfolio Holdings Report
Medina City School District
US Bank Custodian Acct Ending x70982
 March 31, 2021

Quantity	Cusip	Security Description	Moody's	S&P	Cost Basis	Market Value	Yield at Cost	Wtd Maturity	Purchase Date
U.S. GOVERNMENT AGENCY NOTES									
1,200,000	3133ELZN7	Federal Farm Credit Bank 0.160% Due 05-18-22	Aaa	AA+	1,197,804.00	1,200,139.54	0.25	1.13	05-26-20
1,000,000	3133ELN26	Federal Farm Credit Bank 0.260% Due 06-22-22	Aaa	AA+	999,460.00	1,001,652.42	0.29	1.23	06-22-20
1,000,000	3134GVN87	Federal Home Ln Mtg 0.400% Due 12-15-22	Aaa	AA+	1,000,000.00	1,000,412.08	0.40	1.70	06-15-20
700,000	3135G04Q3	Federal Natl Mtg Assoc 0.250% Due 05-22-23	Aaa	AA+	698,064.50	700,851.32	0.34	2.14	05-28-20
1,230,000	3134GVN20	Federal Home Ln Mtg 0.500% Due 06-23-23	Aaa	AA+	1,230,000.00	1,230,850.16	0.50	2.21	06-23-20
1,000,000	3137EAEV7	Federal Home Ln Mtg 0.250% Due 08-24-23	Aaa	AA+	999,630.00	1,000,296.02	0.26	2.39	10-08-20
1,000,000	3133EMUF7	Federal Farm Credit Bank 0.220% Due 09-22-23	Aaa	AA+	999,198.00	999,269.55	0.25	2.47	03-22-21
1,000,000	3135G06H1	Federal Natl Mtg Assoc 0.250% Due 11-27-23	Aaa	AA+	998,860.00	998,793.41	0.29	2.65	11-25-20
700,000	3134GVYH5	Federal Home Ln Mtg 0.500% Due 11-28-23	Aaa	AA+	700,000.00	700,279.57	0.50	2.64	05-28-20
625,000	3133EMRZ7	Federal Farm Credit Bank 0.250% Due 02-26-24	Aaa	AA+	623,324.16	623,001.65	0.34	2.89	03-09-21
385,000	3133EMRZ7	Federal Farm Credit Bank 0.250% Due 02-26-24	Aaa	AA+	384,110.65	383,769.02	0.33	2.89	03-31-21
1,200,000	3134GWU79	Federal Home Ln Mtg 0.375% Due 03-25-24	Aaa	AA+	1,200,312.00	1,197,484.16	0.37	2.97	02-02-21
1,200,000	3133EMGF3	Federal Farm Credit Bank 0.350% Due 05-16-24	Aaa	AA+	1,197,900.00	1,195,432.09	0.40	3.10	11-19-20
1,500,000	3130ALQV9	Federal Home Ln Bank 0.570% Due 09-30-24	Aaa	AA+	1,500,000.00	1,498,269.10	0.57	3.46	03-30-21
500,000	3130ALTH7	Federal Home Ln Bank 0.510% Due 09-30-24	Aaa	AA+	500,000.00	498,867.23	0.51	3.46	03-30-21
415,000	3130AKDS2	Federal Home Ln Bank 0.390% Due 10-28-24	Aaa	AA+	415,402.55	412,065.47	0.36	3.54	02-19-21
1,000,000	3135G06E8	Federal Natl Mtg Assoc 0.420% Due 11-18-24	Aaa	AA+	998,250.00	993,435.98	0.46	3.59	11-18-20
1,200,000	3133EMER9	Federal Farm Credit Bank 0.470% Due 01-27-25	Aaa	AA+	1,198,620.00	1,182,653.21	0.50	3.78	10-29-20
800,000	3134GXDM3	Federal Home Ln Mtg 0.620% Due 12-01-25	Aaa	AA+	799,400.00	782,186.79	0.64	4.57	12-02-20
380,000	3134GXHD9	Federal Home Ln Mtg 0.700% Due 12-23-25	Aaa	AA+	380,000.00	376,290.42	0.70	4.63	12-23-20
500,000	3130AKZ25	Federal Home Ln Bank 0.650% Due 02-26-26	Aaa	AA+	500,000.00	490,993.36	0.65	4.81	02-26-21
Accrued Interest						15,148.07			
					18,520,335.86	18,482,140.63	0.41	2.82	
MUNICIPAL BONDS									
1,000,000	971090XA8	City of Willoughby, OH GO 2.000% Due 05-21-21	Aa2	AA	1,008,400.00	1,002,120.00	1.15	0.14	05-21-20
500,000	0100332D9	City of Akron, OH GO 2.000% Due 12-01-22		A+	515,505.00	513,105.00	0.48	1.64	11-12-20
460,000	244721FK7	Defiance CSD, OH GO 4.000% Due 12-01-23	Aa2		502,522.40	498,032.80	1.20	2.52	07-16-20
Accrued Interest						27,216.67			
					2,026,427.40	2,040,474.47	0.99	1.11	

Disclosures:

RedTree's internal accounting system is used as the source of the market value of this account. Although obtained from a source believed to be reliable, we cannot guarantee its accuracy. You should review all account statements provided by the custodian and compare with the statements provided by RedTree.

Questions? Call 888.596.2293 or email info@redtreeinv.com

Portfolio Holdings Report
Medina City School District
US Bank Custodian Acct Ending x70982
 March 31, 2021

Quantity	Cusip	Security Description	Moody's	S&P	Cost Basis	Market Value	Yield at Cost	Wtd Maturity	Purchase Date
U.S. TREASURY NOTES									
1,000,000	912828S27	US Treasury Note 1.125% Due 06-30-21	Aaa	AA+	987,226.56	1,002,622.00	1.86	0.25	09-17-19
1,200,000	9128282F6	US Treasury Note 1.125% Due 08-31-21	Aaa	AA+	1,188,750.00	1,205,343.60	1.68	0.42	12-10-19
	Accrued Interest					4,001.95			
					2,175,976.56	2,211,967.55	1.76	0.34	
U.S. GOVERNMENT AGENCY DISCOUNT NOTES									
1,200,000	313385EA0	Federal Home Ln Bank Discount Note 0.000% Due 04-07-21	P-1	A-1+	1,197,700.00	1,200,000.00	0.20	0.02	04-27-20
MONEY MARKET FUND									
	USBMMF	First American Treasury Obligations Fund			6,342.69	6,342.69	0.03		
TOTAL PORTFOLIO					23,926,782.51	23,940,925.34	0.58	2.31	

Disclosures:

RedTree's internal accounting system is used as the source of the market value of this account. Although obtained from a source believed to be reliable, we cannot guarantee its accuracy. You should review all account statements provided by the custodian and compare with the statements provided by RedTree.

Questions? Call 888.596.2293 or email info@redtreeinv.com

Monthly Activity Reports
Medina City School District
US Bank Custodian Acct Ending x70982
 From 02-01-21 Through 02-28-21

GROSS INTEREST INCOME

Ex-Date	Pay-Date	Security	Amount
U.S. GOVERNMENT AGENCY NOTES			
02-02-21	02-02-21	Federal Home Ln Mtg 0.375% Due 03-25-24	-1,587.50
02-19-21	02-19-21	Federal Home Ln Bank 0.390% Due 10-28-24	-499.04
02-24-21	02-24-21	Federal Home Ln Mtg 0.250% Due 08-24-23	1,270.83
02-26-21	02-26-21	Federal Home Ln Bank 1.700% Due 02-26-24	4,250.00
02-24-21	02-26-21	Federal Home Ln Bank 0.650% Due 02-26-26	0.00
			<hr/> 3,434.29
U.S. TREASURY NOTES			
02-01-21	02-01-21	US Treasury Note 1.375% Due 01-31-21	11,103.13
MONEY MARKET FUND			
02-01-21	02-01-21	First American Treasury Obligations Fund	0.38
GROSS INCOME			14,537.80

Disclosures:

RedTree's internal accounting system is used as the source of the market value of this account. Although obtained from a source believed to be reliable, we cannot guarantee its accuracy. You should review all account statements provided by the custodian and compare with the statements provided by RedTree.

Questions? Call 888.596.2293 or email info@redtreeinv.com

Purchase and Sale
Medina City School District
US Bank Custodian Acct Ending x70982
 From 02-01-21 Through 02-28-21

Trade Date	Settle Date	Quantity	Security	Unit Price	Amount
PURCHASES					
02-19-2021	02-19-2021	415,000	Federal Home Ln Bank 0.390% Due 10-28-24	100.10	415,402.55
02-24-2021	02-26-2021	500,000	Federal Home Ln Bank 0.650% Due 02-26-26	100.00	500,000.00
02-02-2021	02-02-2021	1,200,000	Federal Home Ln Mtg 0.375% Due 03-25-24	100.03	1,200,312.00
					2,115,714.55
SALES					
02-26-2021	02-26-2021	500,000	Federal Home Ln Bank 1.700% Due 02-26-24	100.00	500,000.00
02-01-2021	02-01-2021	1,000,000	US Treasury Note 1.375% Due 01-31-21	100.00	1,000,000.00
02-01-2021	02-01-2021	615,000	US Treasury Note 1.375% Due 01-31-21	100.00	615,000.00
					2,115,000.00

Disclosures:

RedTree's internal accounting system is used as the source of the market value of this account. Although obtained from a source believed to be reliable, we cannot guarantee its accuracy. You should review all account statements provided by the custodian and compare with the statements provided by RedTree.

Questions? Call 888.596.2293 or email info@redtreeinv.com

Realized Gains/Losses
Medina City School District
US Bank Custodian Acct Ending x70982
 From 02-01-21 Through 02-28-21

Open Date	Close Date	Quantity	Security	Cost Basis	Proceeds	Gain Or Loss	
						Short Term	Long Term
01-28-2020	02-01-2021	1,000,000	US Treasury Note 1.375% Due 01-31-21	998,125.00	1,000,000.00		1,875.00
01-30-2020	02-01-2021	615,000	US Treasury Note 1.375% Due 01-31-21	613,991.02	615,000.00		1,008.98
02-26-2020	02-26-2021	500,000	Federal Home Ln Bank 1.700% Due 02-26-24	500,000.00	500,000.00	0.00	
TOTAL GAINS						0.00	2,883.98
TOTAL LOSSES						0.00	0.00
TOTAL REALIZED GAIN/LOSS						0.00	2,883.98

Disclosures:

RedTree's internal accounting system is used as the source of the market value of this account. Although obtained from a source believed to be reliable, we cannot guarantee its accuracy. You should review all account statements provided by the custodian and compare with the statements provided by RedTree.

Questions? Call 888.596.2293 or email info@redtreeinv.com

ENV# CEBKPHWMBBJSHQK_BBBBB
FIFTH THIRD SECURITIES, INC.
MD 1M0B2A
5050 KINGSLEY DRIVE
CINCINNATI, OH 45263



MEDINA CITY SCHOOLS
DAVID CHAMBERS
739 WEYMOUTH RD
MEDINA OH 44256

STATEMENT FOR THE PERIOD FEBRUARY 1, 2021 TO FEBRUARY 28, 2021

MEDINA CITY SCHOOLS - Corporation
Account Number: [REDACTED]

By the courtesy of:
CARTER/SAVAGE

For questions about your accounts:
Local: 614 744 5496
In-State: 614 744 7074
National: 888 889 1025

TOTAL VALUE OF YOUR PORTFOLIO **\$10,229,577.64**

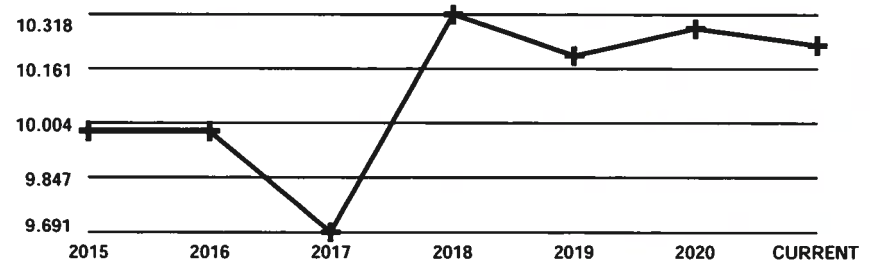
FOR YOUR INFORMATION

Fifth Third Securities, Inc. Investments offered through Fifth Third Securities, Inc., member FINRA/SIPC

Due to current events, mail may be delayed by circumstances beyond NFSs control. You can always view your statements and other documents online. To learn more about paperless options please contact your Broker-Dealer.

CHANGE IN VALUE OF YOUR PORTFOLIO

\$ millions



Change In Value Of Your Portfolio information can be found in Miscellaneous Footnotes at the end of this statement.

Fifth Third Securities, Inc.

MN_CEBKPHWMBBJSHQK_BBBBB 20210226

Account carried with National Financial Services LLC, Member
NYSE, SIPC

Statement for the Period February 1, 2021 to February 28, 2021

MEDINA CITY SCHOOLS - Corporation
Account Number: [REDACTED]



Account Overview

CHANGE IN ACCOUNT VALUE	Current Period	Year-to-Date
BEGINNING VALUE	\$10,261,658.08	\$10,277,238.45
Additions and Withdrawals	(\$16,450.48)	(\$20,999.67)
Income	\$16,450.48	\$20,999.67
Taxes, Fees and Expenses	\$0.00	\$0.00
Change in Value	(\$32,080.44)	(\$47,660.81)
ENDING VALUE (AS OF 02/28/21)	\$10,229,577.64	\$10,229,577.64

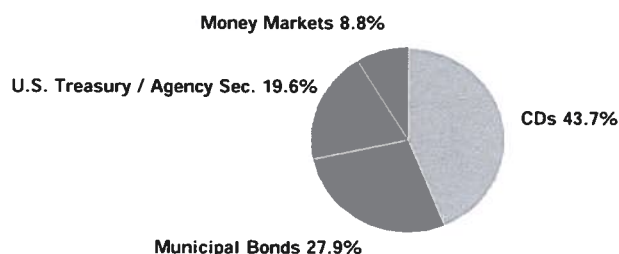
Refer to Miscellaneous Footnotes for more information on Change in Value.

INCOME

TAXABLE	Current Period	Year-to-Date
Taxable Dividends	\$5.59	\$12.44
Taxable Interest	\$16,444.89	\$20,987.23
TOTAL TAXABLE	\$16,450.48	\$20,999.67
TOTAL INCOME	\$16,450.48	\$20,999.67

Taxable income is determined based on information available to NFS at the time the statement was prepared, and is subject to change. Final information on taxation of interest and dividends is available on Form 1099-Div, which is mailed in February of the subsequent year.

ACCOUNT ALLOCATION



	Percent	Prior Period	Current Period
Money Markets	8.8 %	\$650,916.47	\$895,916.47
CDs	43.7	\$4,723,811.16	\$4,471,261.97
Municipal Bonds	27.9	\$2,865,626.45	\$2,855,945.45
U.S. Treasury / Agency Sec.	19.6	\$2,021,304.00	\$2,006,453.75
TOTAL	100.0 %	\$10,261,658.08	\$10,229,577.64

Account Allocation shows the percentage that each asset class represents of your total account value. Account Allocation for equities, fixed income, and other categories may include mutual funds and may be net of short positions. NFS has made assumptions concerning how certain mutual funds are allocated. Closed-end mutual funds and Exchange Traded Products (ETPs) listed on an exchange may be included in the equity allocation. The chart may not reflect your actual portfolio allocation. Consult your broker dealer prior to making investment decisions.

MESSAGES AND ALERTS

Customers wishing to learn more about their investment professional can contact the FINRA BrokerCheck Hotline Number at 1-800-289-9999 or visit the FINRA Regulation website www.finra.org. Customers can also obtain an investor brochure that includes information describing the FINRA BrokerCheck program by contacting Brokerage Operations 1-888-889-1025.

The minimum base rate for the purposes of determining interest to be applied under the terms of the Margin Account Agreement for any credit extended or maintained shall not fall below 0.00 percent for Federal Funds Target and the Overnight Bank Funding rate, 1.75 percent for the Call Money rate and 3.00 percent for the Prime rate. All terms and conditions of the Margin Account Agreement shall continue to apply.

Fifth Third Securities, Inc.

MN_CEBKPHWMBBJSHQK_BBBBB 20210226

Account carried with National Financial Services LLC, Member
NYSE, SIPC

Statement for the Period February 1, 2021 to February 28, 2021

MEDINA CITY SCHOOLS - Corporation

Account Number: [REDACTED]



Account Overview *continued*

MESSAGES AND ALERTS *continued*

Fifth Third Securities has recently implemented technology that allows texting between clients and Financial Professionals. Not all FTS Financial Professionals are currently using this service. Please contact your Financial Professional to see if they are utilizing this service and to obtain the phone number for texting. As a reminder, due to regulatory restrictions and as a measure to protect you and your account, Fifth Third Securities does not accept trade or financial instructions by text or email- therefore, FTS will not be responsible for carrying out such orders and/or instructions received in this manner.

Customers wishing to learn more about how an order is routed or executed should notify their Investment Professional in writing. Pursuant to SEC rules, customers can request details on the identity of the venue to which their orders were routed for execution. A written report will be furnished upon request. To learn more about how your order is routed online, please visit <https://www.53.com/investments>.

Please note that the FDIC insured deposit at Fifth Third Bank under the Fifth Third BD Program is not covered by SIPC. The FDIC insured deposit is eligible for FDIC insurance subject to FDIC coverage limits at the time funds are deposited at Fifth Third Bank. As referenced in the Fifth Third BD Program disclosure document, clients are responsible for monitoring their total assets at Fifth Third Bank to determine the extent of available FDIC coverage.

Statement for the Period February 1, 2021 to February 28, 2021

MEDINA CITY SCHOOLS - Corporation
Account Number: [REDACTED]



Holdings

NFS-provided cost basis, realized gain (loss) and holding period information may not reflect all adjustments necessary for tax purposes. Please refer to Footnotes and Cost Basis Information at the end of this statement for more information.

For additional information regarding your holdings, please refer to the footnotes at the end of the statement.

Client Investment - Reflects the amount from share purchases, transfers and conversions that have customer or third party provided cost basis. The amount does not reflect all account activity, including, but not limited to shares acquired via certain corporate actions, gifted/inherited, date of death step-up, or dividend reinvestments. The amount may fluctuate over time based on activity within the account due to buying, transferring or converting additional shares or selling all or part of a security. Transfers or conversions that do not have cost basis will not be reflected in the Client Investment amount. The reflected Client Investment amount does not represent your cost basis reported on IRS Form 1099-B, as it is a separate calculation.

CASH AND CASH EQUIVALENTS - 8.76% of Total Account Value

Description	Symbol/Cusip Account Type	Quantity	Price on 02/28/21	Current Market Value	Estimated Annual Income
Money Markets					
FEDERATED HERMES GOVT OBLIGATIONS IS 7 DAY YIELD .01%	GOIXX CASH	895,916.47	\$1.00	\$895,916.47	
Dividend Option Cash					
Capital Gain Option Cash					
Total Cash and Cash Equivalents				\$895,916.47	

Fifth Third Securities, Inc.

MN _CEBKPHWMBBJSQK_BBBBB 20210226

Account carried with National Financial Services LLC, Member
NYSE, SIPC

Statement for the Period February 1, 2021 to February 28, 2021

MEDINA CITY SCHOOLS - Corporation
Account Number: [REDACTED]



HOLDINGS > FIXED INCOME - 91.24% of Total Account Value

ALERT: You have a fixed income position due to mature within the next 90 days.

For an explanation of fixed income pricing, please see the last page. Redemption schedule(s), bond rating(s), and other information are provided where available. If information does not appear regarding a particular investment, it is not available. The ratings on this statement are provided by Standard & Poor's and/or Moody's to rate the quality based on the respective rating agency's assessment. Ratings information from Standard & Poor's ("S&P") may not be reproduced. S&P credit ratings are statements of opinion and are not statements of fact or recommendations to purchase, hold, or sell securities, nor do they address the suitability of securities for investment purposes, and should not be relied on as investment advice. S&P does not guarantee the accuracy, completeness, timeliness or availability of any information, including ratings, and is not responsible for errors or omissions (negligent or otherwise). S&P gives no express or implied warranties, including but not limited to any warranties of merchantability or fitness for a particular purpose or use. S&P shall not be liable for any direct, indirect, incidental, exemplary, compensatory, punitive, special or consequential damages, costs, expenses, legal fees, or losses (including lost income or profits and opportunity costs) in connection with any use of ratings.

Description	Symbol/Cusip Account Type	Quantity	Estimated Price on 02/28/21	Estimated Current Market Value	Estimated Annual Income	Original/Adjusted Cost Basis	Unrealized Gain (Loss)
CDs							
Certificates of Deposit (CDs), including Market Indexed CDs and Market Linked CDs (collectively, MCDs) are generally shown at estimated market prices based upon a matrix or model pricing method that may not represent the actual price if sold prior to maturity. However, CDs and MCDs may be shown at face value for up to seven calendar days from date of issue if estimated market prices have not been received from a third party pricing vendor. The actual value of CDs and MCDs may be different from their purchase price. CDs and MCDs are subject to interest rate risk. The estimated market price reflected for MCDs may not be based on the actual closing value of the linked market index on the final maturity date and the market value of MCDs may not correspond directly to increases or decreases in the underlying linked market index. You may sell CDs or MCDs in the secondary market subject to market conditions. The secondary market for CDs and MCDs is generally illiquid. If sold prior to maturity, the value of MCDs may be less than the purchase amount or face value. The sale or redemption of any fixed income security prior to maturity may result in a substantial gain or loss, and an early withdrawal penalty may apply. Certain MCDs may only be redeemed on pre-specified liquidation dates and may have call features that allow the issuer to call the MCD prior to maturity. Certain Step Rate CDs are also subject to reinvestment risk if call provisions are exercised by the issuer and if a CD with a comparable rate is not available.							
See sales materials or contact your broker/dealer for additional information.							
PRIME ALLIANCE BANK W CD 2.30000% 03/15/2021 FDIC INSURED CPN PMT MONTHLY Next Interest Payable: 03/15/21 Estimated Yield 2.29% Accrued Interest \$247.01 Average Unit Cost \$1.00 Client Investment \$245,000.00 Adjusted Cost Basis	74160NFW5 CASH	245,000	\$1.00107	\$245,262.15	\$5,635.00	\$245,000.00	
						\$245,000.00	D \$262.15
CAPITAL ONE BANK (USA) NAT CD 2.25000% 04/19/2021 FDIC INSURED CPN PMT SEMI-ANNUAL ON OCT 19, APR 19 Next Interest Payable: 04/19/21 Estimated Yield 2.24% Accrued Interest \$2008.66 Average Unit Cost \$1.00 Client Investment \$243,858.30 Adjusted Cost Basis	1404202B5 CASH	245,000	\$1.00274	\$245,671.30	\$5,512.50	\$243,858.30	
						\$243,858.30	D \$1,813.00
THIRD FED SVGS &LN ASSN OF CD 2.50000%	88413QBZ0	245,000	\$1.00615	\$246,506.75	\$6,125.00	\$245,000.00	

Fifth Third Securities, Inc.

Account carried with National Financial Services LLC, Member
NYSE, SIPC

MN_CEBKPHWMBBJSHQK_BBBBB 20210226

Statement for the Period February 1, 2021 to February 28, 2021

MEDINA CITY SCHOOLS - Corporation
Account Number: [REDACTED]



HOLDINGS > FIXED INCOME *continued*

Description	Symbol/Cusip Account Type	Quantity	Estimated Price on 02/28/21	Estimated Current Market Value	Estimated Annual Income	Original/Adjusted Cost Basis	Unrealized Gain (Loss)
THIRD FED SVGS & LN ASSN OF CD 2.50000%	88413QBZ0	<i>continued</i>					
05/28/2021 FDIC INSURED	CASH						
CPN PMT SEMI-ANNUAL							
ON AUG 28, FEB 28							
Estimated Yield 2.48%							
Accrued Interest \$16.78							
Average Unit Cost \$1.00							
Client Investment \$245,000.00							
Adjusted Cost Basis						\$245,000.00 D	\$1,506.75
KS STATEBANK MANHATTAN KS CD 2.50000%	50116CBX6	245,000	\$1.00771	\$246,888.95	\$6,125.00	\$245,000.00	
06/21/2021 FDIC INSURED	CASH						
CPN PMT MONTHLY							
Next Interest Payable: 03/21/21							
Estimated Yield 2.48%							
Accrued Interest \$134.25							
Average Unit Cost \$1.00							
Client Investment \$245,000.00							
Adjusted Cost Basis						\$245,000.00 D	\$1,888.95
NORTHPOINTE BK GRAND RAPIDS MI CD 2.55000%	666613GN8	245,000	\$1.0098	\$247,401.00	\$6,247.50	\$245,000.00	
07/19/2021 FDIC INSURED	CASH						
CPN PMT MONTHLY							
Next Interest Payable: 03/19/21							
Estimated Yield 2.52%							
Accrued Interest \$171.16							
Average Unit Cost \$1.00							
Client Investment \$245,000.00							
Adjusted Cost Basis						\$245,000.00 D	\$2,401.00
CELTIC BK SALT LAKE CITY UTAH CD 2.85000%	15118RPT8	245,000	\$1.01369	\$248,354.05	\$6,982.50	\$245,000.00	
08/24/2021 FDIC INSURED	CASH						
CPN PMT MONTHLY							
Next Interest Payable: 03/24/21							
Estimated Yield 2.81%							
Accrued Interest \$95.65							
Average Unit Cost \$1.00							
Client Investment \$245,000.00							
Adjusted Cost Basis						\$245,000.00 D	\$3,354.05
FIRSTTRUST SVGS BK PA CD 2.55000%	337630BJ5	245,000	\$1.01354	\$248,317.30	\$6,247.50	\$245,000.00	
09/13/2021 FDIC INSURED	CASH						

Fifth Third Securities, Inc.

Account carried with National Financial Services LLC, Member
NYSE, SIPC

MN_CEBKPHWMBBJSQK_BBBBB 20210226

Statement for the Period February 1, 2021 to February 28, 2021

MEDINA CITY SCHOOLS - Corporation

Account Number: [REDACTED]



Fifth Third
Securities

HOLDINGS > FIXED INCOME *continued*

Description	Symbol/Cusip Account Type	Quantity	Estimated Price on 02/28/21	Estimated Current Market Value	Estimated Annual Income	Original/Adjusted Cost Basis	Unrealized Gain (Loss)
FIRSTTRUST SVGS BK PA CD 2.55000%	337630BJ5	<i>continued</i>					
CPN PMT MONTHLY							
Next Interest Payable: 03/12/21							
Estimated Yield 2.51%							
Accrued Interest \$290.98							
Average Unit Cost \$1.00							
Client Investment \$245,000.00							
Adjusted Cost Basis						\$245,000.00 D	\$3,317.30
MEDALLION BK UTAH CD 2.45000% 02/16/2022	58404DBD2	245,000	\$1.02319	\$250,681.55	\$6,002.50	\$245,000.00	
FDIC INSURED	CASH						
CPN PMT MONTHLY							
Next Interest Payable: 03/16/21							
Estimated Yield 2.39%							
Accrued Interest \$213.79							
Average Unit Cost \$1.00							
Client Investment \$245,000.00							
Adjusted Cost Basis						\$245,000.00 D	\$5,681.55
NORTHFIELD BK STATEN ISLAND NY CD	66612ACG1	245,000	\$1.02379	\$250,828.55	\$6,002.50	\$245,000.00	
2.45000% 02/22/2022 FDIC INSURED	CASH						
CPN PMT SEMI-ANNUAL							
ON AUG 21, FEB 21							
Next Interest Payable: 08/21/21							
Estimated Yield 2.39%							
Accrued Interest \$131.56							
Average Unit Cost \$1.00							
Client Investment \$245,000.00							
Adjusted Cost Basis						\$245,000.00 D	\$5,828.55
WELLS FARGO NATL BK WEST LAS V CD	949495AF2	245,000	\$1.03152	\$252,722.40	\$4,532.50	\$245,000.00	
1.85000% 12/30/2022 FDIC INSURED	CASH						
CPN PMT MONTHLY							
Next Interest Payable: 03/30/21							
Estimated Yield 1.79%							
Accrued Interest \$12.42							
Average Unit Cost \$1.00							
Client Investment \$245,000.00							
Adjusted Cost Basis						\$245,000.00 D	\$7,722.40
EVERGREEN BK GROUP ILL CD 1.05000%	300185JK2	230,000	\$1.01905	\$234,381.50	\$2,415.00	\$230,000.00	
04/17/2023 FDIC INSURED	CASH						

Fifth Third Securities, Inc.

Account carried with National Financial Services LLC, Member
NYSE, SIPC

MN_CEBKPHWMBBJSHQK_BBBBB 20210226

Statement for the Period February 1, 2021 to February 28, 2021

MEDINA CITY SCHOOLS - Corporation

Account Number: [REDACTED]



HOLDINGS > FIXED INCOME *continued*

Description	Symbol/Cusip Account Type	Quantity	Estimated Price on 02/28/21	Estimated Current Market Value	Estimated Annual Income	Original/Adjusted Cost Basis	Unrealized Gain (Loss)
EVERGREEN BK GROUP ILL CD 1.05000%	300185JK2	continued					
CPN PMT MONTHLY							
Next Interest Payable: 03/15/21							
Estimated Yield 1.03%							
Accrued Interest \$92.63							
Average Unit Cost \$1.00							
Client Investment \$230,000.00							
Adjusted Cost Basis						\$230,000.00	\$4,381.50
FIRST SOURCE BK SOUTH BEND IND CD	33646CMB7	217,000	\$1.02858	\$223,201.86	\$2,929.50	\$217,000.00	
1.35000% 08/03/2023 FDIC INSURED	CASH						
CPN PMT MONTHLY							
Next Interest Payable: 03/03/21							
Estimated Yield 1.31%							
Accrued Interest \$208.68							
Average Unit Cost \$1.00							
Client Investment \$217,000.00							
Adjusted Cost Basis						\$217,000.00	\$6,201.86
NEW YORK COMMUNITY BANK CD 0.30000%	649447UHO	249,000	\$1.00308	\$249,766.92	\$747.00	\$249,000.00	
12/11/2023 FDIC INSURED	CASH						
CPN PMT SEMI-ANNUAL							
ON JUN 11, DEC 11							
1ST CPN DTE 06/11/2021							
Next Interest Payable: 06/11/21							
Estimated Yield 0.29%							
Accrued Interest \$163.73							
Average Unit Cost \$1.00							
Client Investment \$249,000.00							
Adjusted Cost Basis						\$249,000.00	\$766.92
MORGAN STANLEY BK N A CD 0.25000%	61765QQ28	249,000	\$1.00386	\$249,961.14	\$622.50	\$249,000.00	
01/08/2024 FDIC INSURED	CASH						
CPN PMT QUARTERLY							
ON OCT 08, JAN 08, APR 08, JUL 08							
Next Interest Payable: 04/08/21							
STEP COUPON							
RESET FREQUENCY TERM MODE							
NEXT RESET 07/08/2022 @ 0.35000							
Estimated Yield 0.24%							
Accrued Interest \$86.98							

Fifth Third Securities, Inc.

Account carried with National Financial Services LLC, Member
NYSE, SIPC

MN_CEBKPHWMBBJSHQK_BBBBB 20210226

Statement for the Period February 1, 2021 to February 28, 2021

MEDINA CITY SCHOOLS - Corporation

Account Number: [REDACTED]



**Fifth Third
Securities**

HOLDINGS > FIXED INCOME *continued*

Description	Symbol/Cusip Account Type	Quantity	Estimated Price on 02/28/21	Estimated Current Market Value	Estimated Annual Income	Original/Adjusted Cost Basis	Unrealized Gain (Loss)
MORGAN STANLEY BK N A CD 0.25000%	61765QQ28	<i>continued</i>					
Average Unit Cost	\$1.00						
Client Investment	\$249,000.00						
Adjusted Cost Basis						\$249,000.00 D	\$961.14
CFBANK FAIRLAWN OH CD 2.80000%	15721UCY3	235,000	\$1.07874	\$253,503.90	\$6,580.00	\$235,000.00	
03/15/2024 FDIC INSURED	CASH						
CPN PMT MONTHLY							
Next Interest Payable: 03/15/21							
Estimated Yield 2.59%							
Accrued Interest	\$252.38						
Average Unit Cost	\$1.00						
Client Investment	\$235,000.00						
Adjusted Cost Basis						\$235,000.00 D	\$18,503.90
FIRST & FMRS BK PORTLAND ND CD 2.40000%	31860PAL2	245,000	\$1.07008	\$262,169.60	\$5,880.00	\$245,000.00	
05/30/2024 FDIC INSURED	CASH						
CPN PMT MONTHLY							
Next Interest Payable: 03/30/21							
Estimated Yield 2.24%							
Accrued Interest	\$16.11						
Average Unit Cost	\$1.00						
Client Investment	\$245,000.00						
Adjusted Cost Basis						\$245,000.00 D	\$17,169.60
STATE BK REESEVILLE WIS CD 2.25000%	856487AX1	240,000	\$1.06646	\$255,950.40	\$5,400.00	\$240,000.00	
06/28/2024 FDIC INSURED	CASH						
CPN PMT MONTHLY							
Next Interest Payable: 03/28/21							
Estimated Yield 2.11%							
Accrued Interest	\$14.79						
Average Unit Cost	\$1.00						
Client Investment	\$240,000.00						
Adjusted Cost Basis						\$240,000.00 D	\$15,950.40
RAYMOND JAMES BK NATL ASSN CD 2.00000%	75472RAE1	245,000	\$1.05997	\$259,692.65	\$4,900.00	\$245,000.00	
08/23/2024 FDIC INSURED	CASH						
CPN PMT SEMI-ANNUAL							
ON FEB 23, AUG 23							
Next Interest Payable: 08/23/21							
Estimated Yield 1.88%							
Accrued Interest	\$80.55						

Fifth Third Securities, Inc.

MN _CEBKPHWMBBJSJHQB_BBBBBB 20210226

Account carried with National Financial Services LLC, Member
NYSE, SIPC

Statement for the Period February 1, 2021 to February 28, 2021

MEDINA CITY SCHOOLS - Corporation
Account Number: [REDACTED]



HOLDINGS > FIXED INCOME *continued*

Description	Symbol/Cusip Account Type	Quantity	Estimated Price on 02/28/21	Estimated Current Market Value	Estimated Annual Income	Original/Adjusted Cost Basis	Unrealized Gain (Loss)
RAYMOND JAMES BK NATL ASSN CD 2.00000%	75472RAE1	<i>continued</i>					
Average Unit Cost	\$1.00						
Client Investment	\$245,000.00						
Adjusted Cost Basis							
Total CDs		4,360,000		\$4,471,261.97	\$88,886.50	\$245,000.00 D	\$14,692.65
Municipal Bonds							
WAYNE CNTY OHIO GO LTD TAX BANS	945880ET5	1,000,000	\$100.311	\$1,003,110.00		\$1,009,440.00	
01.50000% 06/03/2021	CASH						
LIMITED GEN OBLIG							
BANK QUALIFIED							
CPN PMT @ MATURITY							
ON JUN 03							
1ST CPN DTE 06/03/2021							
Accrued Interest	\$11083.33						
Average Unit Cost	\$100.25						
Client Investment	\$1,009,440.00						
Adjusted Cost Basis						\$1,002,517.33 D	\$592.67
WASHINGTON OHIO LOC SCH DIST LUCAS CNTY	939483FL2	740,000	\$103.513	\$765,996.20	\$37,000.00	\$776,186.00	
05.00000% 12/01/2021 FACS CONSTR IMPT GO	CASH						
UNLTD TAX BDS SER. 2020 A							
OH SCH DST CR ENH PG							
UNLIMITED GEN OBLIG							
MOODY'S Aa2							
CPN PMT SEMI-ANNUAL							
ON DEC 01, JUN 01							
Next Interest Payable: 06/01/21							
Accrued Interest	\$9044.44						
Average Unit Cost	\$102.25						
Client Investment	\$776,186.00						
Adjusted Cost Basis						\$756,644.52 D	\$9,351.68
WASHINGTON OHIO LOC SCH DIST LUCAS CNTY	939483FM0	775,000	\$108.147	\$838,139.25	\$38,750.00	\$835,054.75	
05.00000% 12/01/2022 FACS CONSTR IMPT GO	CASH						
UNLTD TAX BDS SER. 2020 A							
OH SCH DST CR ENH PG							
UNLIMITED GEN OBLIG							
MOODY'S Aa2							
CPN PMT SEMI-ANNUAL							

Fifth Third Securities, Inc.

Account carried with National Financial Services LLC, Member
NYSE, SIPC

MN_CEBKPHWMBBJSHQK_BBBBB 20210226

Statement for the Period February 1, 2021 to February 28, 2021

MEDINA CITY SCHOOLS - Corporation

Account Number: [REDACTED]



**Fifth Third
Securities**

HOLDINGS > FIXED INCOME *continued*

Description	Symbol/Cusip Account Type	Quantity	Estimated Price on 02/28/21	Estimated Current Market Value	Estimated Annual Income	Original/Adjusted Cost Basis	Unrealized Gain (Loss)
WASHINGTON OHIO LOC SCH DIST LUCAS CNTY	939483FM0	continued					
ON DEC 01, JUN 01							
Next Interest Payable: 06/01/21							
Accrued Interest	\$9472.22						
Average Unit Cost	\$105.16						
Client Investment	\$835,054.75						
Adjusted Cost Basis						\$814,980.03	\$23,159.22
COLUMBUS OHIO ST CMNTY COLLEGE 00.56700%	19954VAJ6	250,000	\$99.48	\$248,700.00	\$1,417.50	\$250,000.00	
12/01/2024 TAXABLE FACS CONSTR IMPT GO	CASH						
UNLTD TAX BDS SER. 2020 B							
UNLIMITED GEN OBLIG							
MOODY'S Aa1 /S&P AA							
CPN PMT SEMI-ANNUAL							
ON JUN 01, DEC 01							
1ST CPN DTE 06/01/2021							
Next Interest Payable: 06/01/21							
Accrued Interest	\$555.19						
Average Unit Cost	\$100.00						
Client Investment	\$250,000.00						
Adjusted Cost Basis						\$250,000.00	(\$1,300.00)
Total Municipal Bonds		2,765,000		\$2,855,945.45	\$77,167.50	\$2,824,141.88	\$31,803.57
U.S. Treasury / Agency Securities							
FEDERAL FARM CR BKS BOND 0.42000%	3133ELV68	750,000	\$100.001	\$750,007.50	\$3,150.00	\$750,000.00	
10/16/2023	CASH						
MOODY'S Aaa /S&P AA+							
CPN PMT SEMI-ANNUAL							
ON OCT 16, APR 16							
Next Interest Payable: 04/16/21							
CONTINUOUSLY CALLABLE FROM 10/16/2020							
CALLABLE ON 03/04/2021 @ 100.0000							
Accrued Interest	\$1163.75						
Average Unit Cost	\$100.00						
Client Investment	\$750,000.00						
Adjusted Cost Basis						\$750,000.00	\$7.50
FEDERAL NATL MTG ASSN NOTE 0.42000%	3135G06E8	275,000	\$99.555	\$273,776.25	\$1,155.00	\$274,835.00	
11/18/2024	CASH						
MOODY'S Aaa /S&P AA+							

Fifth Third Securities, Inc.

Account carried with National Financial Services LLC, Member
NYSE, SIPC

MN _CEBKPHWMBBJSHQK_BBBBB 20210226

Statement for the Period February 1, 2021 to February 28, 2021

MEDINA CITY SCHOOLS - Corporation
Account Number: [REDACTED]



HOLDINGS > FIXED INCOME *continued*

Description	Symbol/Cusip Account Type	Quantity	Estimated Price on 02/28/21	Estimated Current Market Value	Estimated Annual Income	Original/Adjusted Cost Basis	Unrealized Gain (Loss)
FEDERAL NATL MTG ASSN NOTE 0.42000% CPN PMT SEMI-ANNUAL ON MAY 18, NOV 18 1ST CPN DTE 05/18/2021 Next Interest Payable: 05/18/21 CALLABLE ON 11/18/2022 @ 100.0000 Accrued Interest \$320.83 Average Unit Cost \$99.94 Client Investment \$274,835.00 Adjusted Cost Basis	3135G06E8	<i>continued</i>				\$274,835.00 D	(\$1,058.75)
FEDERAL FARM CR BKS BOND 0.61000% 08/25/2025 MOODY'S Aaa /S&P AA+ CPN PMT SEMI-ANNUAL ON FEB 25, AUG 25 Next Interest Payable: 08/25/21 CONTINUOUSLY CALLABLE FROM 02/25/2021 CALLABLE ON 03/04/2021 @ 100.0000 Accrued Interest \$67.78 Average Unit Cost \$100.00 Client Investment \$1,000,000.00 Adjusted Cost Basis	3133EL4W1 CASH	1,000,000	\$98.267	\$982,670.00	\$6,100.00	\$1,000,000.00 D	(\$17,330.00)
Total U.S. Treasury / Agency Securities		2,025,000		\$2,006,453.75	\$10,405.00	\$2,024,835.00	(\$18,381.25)
Total Fixed Income		9,150,000		\$9,333,661.17	\$176,459.00	\$9,207,835.18	\$125,825.99
Total Fixed Income Client Investment	\$9,254,374.05						
Total Securities				\$9,333,661.17	\$176,459.00	\$9,207,835.18	\$125,825.99
TOTAL PORTFOLIO VALUE				\$10,229,577.64	\$176,459.00	\$9,207,835.18	\$125,825.99
TOTAL CLIENT INVESTMENT	\$9,254,374.05						

Fifth Third Securities, Inc.

MN_CEBKPHWMBBJSHQK_BBBBB 20210226

Account carried with National Financial Services LLC, Member
NYSE, SIPC

Statement for the Period February 1, 2021 to February 28, 2021

MEDINA CITY SCHOOLS - Corporation
Account Number: [REDACTED]



Activity

NFS-provided cost basis, realized gain (loss) and holding period information may not reflect all adjustments necessary for tax purposes. Please refer to Footnotes and Cost Basis Information at the end of this statement for more information.

PURCHASES, SALES, AND REDEMPTIONS

Settlement Date	Account Type	Transaction	Description	Quantity	Amount	Total Cost Basis	Realized Gain (Loss)
Redemptions							
02/01/21	CASH	REDEEMED	ALLY BK MIDVALE UTAH CD 2.50000% 02/01/2021 REDEMPTION PAYOUT #REOR R0063528460000 Adjusted Cost Basis	(245,000)	\$245,000.00	\$245,000.00	
Total Redemptions					\$245,000.00		

ACTIVITY > CORE FUND ACTIVITY

For more information about the operation of your core account, please refer to your Customer Agreement.

Settlement Date	Account Type	Transaction	Description	Quantity	Amount
02/01/21	CASH	YOU BOUGHT	FEDERATED HERMES GOVT OBLIGATIONS IS @ 1	248,977.61	(\$248,977.61)
02/12/21	CASH	YOU BOUGHT	FEDERATED HERMES GOVT OBLIGATIONS IS @ 1	530.61	(\$530.61)
02/16/21	CASH	YOU BOUGHT	FEDERATED HERMES GOVT OBLIGATIONS IS @ 1	1,752.35	(\$1,752.35)
02/19/21	CASH	YOU BOUGHT	FEDERATED HERMES GOVT OBLIGATIONS IS @ 1	530.61	(\$530.61)
02/22/21	CASH	YOU BOUGHT	FEDERATED HERMES GOVT OBLIGATIONS IS @ 1	3,546.13	(\$3,546.13)
02/23/21	CASH	YOU BOUGHT	FEDERATED HERMES GOVT OBLIGATIONS IS @ 1	2,470.14	(\$2,470.14)

Fifth Third Securities, Inc.

MN_CEBKPHWMBBJSJHQB_BBBBB 20210226

Account carried with National Financial Services LLC, Member
NYSE, SIPC

Statement for the Period February 1, 2021 to February 28, 2021

MEDINA CITY SCHOOLS - Corporation
Account Number: [REDACTED]



ACTIVITY > CORE FUND ACTIVITY *continued*

Settlement Date	Account Type	Transaction	Description	Quantity	Amount
02/24/21	CASH	YOU BOUGHT	FEDERATED HERMES GOVT OBLIGATIONS IS @ 1	593.03	(\$593.03)
02/25/21	CASH	YOU BOUGHT	FEDERATED HERMES GOVT OBLIGATIONS IS @ 1	3,050	(\$3,050.00)
02/26/21	CASH	YOU SOLD	FEDERATED HERMES GOVT OBLIGATIONS IS @ 1	(16,450.48)	\$16,450.48
TOTAL CORE FUND ACTIVITY					(\$245,000.00)

ACTIVITY > ADDITIONS AND WITHDRAWALS > OTHER ADDITIONS AND WITHDRAWALS

Date	Account Type	Transaction	Description	Quantity	Amount
Other Additions and Withdrawals					
02/26/21	CASH	WIRE TRANS TO BANK	WD62844384 THE HUNTINGTON NATIONAL BANK [REDACTED]		(\$16,450.48)
Total Other Additions and Withdrawals					(\$16,450.48)
TOTAL ADDITIONS AND WITHDRAWALS					(\$16,450.48)

ACTIVITY > INCOME > TAXABLE INCOME

Settlement Date	Account Type	Transaction	Description	Quantity	Amount
Taxable Dividends					
01/29/21	CASH	DIVIDEND RECEIVED	FEDERATED HERMES GOVT OBLIGATIONS IS DIVIDEND RECEIVED		\$5.59
Total Taxable Dividends					\$5.59

Taxable Interest

Fifth Third Securities, Inc.

MN_CEBKPHWMBBJSQK_BBBBB 20210226

Account carried with National Financial Services LLC, Member
NYSE, SIPC

Statement for the Period February 1, 2021 to February 28, 2021

MEDINA CITY SCHOOLS - Corporation

Account Number: [REDACTED]



**Fifth Third
Securities**

ACTIVITY> INCOME > TAXABLE INCOME *continued*

Settlement Date	Account Type	Transaction	Description	Quantity	Amount
01/30/21	CASH	INTEREST	FIRST & FMRS BK PORTLAND ND CD 2.40000% 05/30/2024		\$499.40
01/30/21	CASH	INTEREST	WELLS FARGO NATL BK WEST LAS V CD 1.85000% 12/30/2022		\$384.95
02/01/21	CASH	INTEREST	ALLY BK MIDVALE UTAH CD 2.50000% 02/01/2021		\$3,087.67
02/12/21	CASH	INTEREST	FIRSTTRUST SVGS BK PA CD 2.55000% 09/13/2021		\$530.61
02/13/21	CASH	INTEREST	PRIME ALLIANCE BANK W CD 2.30000% 03/15/2021		\$478.59
02/15/21	CASH	INTEREST	CFBANK FAIRLAWN OH CD 2.80000% 03/15/2024		\$558.85
02/15/21	CASH	INTEREST	EVERGREEN BK GROUP ILL CD 1.05000% 04/17/2023		\$205.11
02/16/21	CASH	INTEREST	MEDALLION BK UTAH CD 2.45000% 02/16/2022		\$509.80
02/19/21	CASH	INTEREST	NORTHPOINTE BK GRAND RAPIDS MI CD 2.55000% 07/19/2021		\$530.61
02/21/21	CASH	INTEREST	KS STATEBANK MANHATTAN KS CD 2.50000% 06/21/2021		\$520.21
02/21/21	CASH	INTEREST	NORTHFIELD BK STATEN ISLAND NY CD 2.45000% 02/22/2022		\$3,025.92
02/23/21	CASH	INTEREST	RAYMOND JAMES BK NATL ASSN CD 2.00000% 08/23/2024		\$2,470.14
02/24/21	CASH	INTEREST	CELTIC BK SALT LAKE CITY UTAH CD 2.85000% 08/24/2021		\$593.03
02/25/21	CASH	INTEREST	FEDERAL FARM CR BKS BOND 0.61000% 08/25/2025		\$3,050.00
Total Taxable Interest					\$16,444.89
Total Taxable Income					\$16,450.48
TOTAL INCOME					\$16,450.48

Fifth Third Securities, Inc.

MN _CEBKPHWMBBJSHQK_BBBBB 20210226

Account carried with National Financial Services LLC, Member
NYSE, SIPC

Brokerage

Account Statement

March 1, 2021 - March 31, 2021

Account Number: [REDACTED]

MEDINA CITY SCHOOLS
739 WEYMOUTH RD
MEDINA OH 44256-2037

Portfolio at a Glance

	This Period
BEGINNING ACCOUNT VALUE	\$13,206,626.78
Deposits (Cash & Securities)	744,000.00
Withdrawals (Cash & Securities)	-993,172.89
Dividends, Interest and Other Income	19,672.65
Net Change in Portfolio¹	-26,281.70
ENDING ACCOUNT VALUE	\$12,950,844.84
Estimated Annual Income	\$150,922.25

¹ Net Change in Portfolio is the difference between the ending account value and beginning account value after activity.

Asset Summary

Percent	Asset Type	Last Period	This Period
1%	Cash, Money Funds, and Bank Deposits	253.64	16,753.40
99%	Fixed Income	13,206,373.14	12,934,091.44
100%	Account Total	\$13,206,626.78	\$12,950,844.84

Please review your allocation periodically with your Account Executive.

Client Service Information

Your Account Executive: ATT
ANDREW CARDINALI

Contact Information

E-Mail Address:
customerservice@mbssecurities.com

Client Service Information

Service Hours: Weekdays 09:00 a.m. - 05:00 p.m. (EST)
Client Service Telephone Number: (800) 967-9045
Web Site: WWW.MBSSECURITIES.COM



Your Account Information

INVESTMENT OBJECTIVE

Investment Objective: NONE SPECIFIED

Please discuss your investment objective with your Account Executive.

TAX LOT DEFAULT DISPOSITION METHOD

Default Method for Mutual Funds: First In First Out

Default Method for Stocks in a Dividend Reinvestment Plan: First In First Out

Default Method for all Other Securities: First In First Out

BOND AMORTIZATION ELECTIONS

Amortize premium on taxable bonds based on Constant Yield Method: Yes

Accrual market discount method for all other bond types: Constant Yield Method

Include market discount in income annually: No

ELECTRONIC DELIVERY

Your electronic delivery selections for account communications are listed below:

Electronic Delivery

Enrollment Communication

- ☒ Statements and Reports
- ☒ Trade Confirmations
- ☒ Tax Documents
- ☒ Notifications
- ☒ Prospectus
- ☒ Proxy/Shareholder Communications

You have not enrolled any of the above documents for electronic delivery. Please log in to your account or contact your Account Executive to make any changes to your electronic delivery preferences.

Income and Expense Summary

	Current Period		Year-to-Date	
	Taxable	Non Taxable	Taxable	Non Taxable
Interest Income				
Bond Interest	2,665.13	0.00	2,665.13	0.00
Other Interest	17,007.52	0.00	47,676.11	0.00
Total Income	\$19,672.65	\$0.00	\$50,341.24	\$0.00

Portfolio Holdings

Description	Quantity	Opening Balance	Closing Balance	Accrued Income	30-Day Yield
CASH, MONEY FUNDS AND BANK DEPOSITS 1.00% of Portfolio					
Cash Balance		253.64	16,753.40		
TOTAL CASH, MONEY FUNDS AND BANK DEPOSITS		\$253.64	\$16,753.40	\$0.00	



March 1, 2021 - March 31, 2021
MEDINA CITY SCHOOLS

Portfolio Holdings (continued)

Description	Quantity	Market Price	Market Value	Accrued Interest	Estimated Annual Income	Estimated Yield
FIXED INCOME 99.00% of Portfolio (In Maturity Date Sequence)						
Certificates of Deposit						
*SYNCHRONY BK RETAIL CTF DEP FIDELITY INSTL CTF DEP 2.700% 04/13/21 DTD 04/13/18 ACT/365 Security Identifier: 87165FUN2	246,000.000	100.0960	246,236.16	3,075.34	6,642.00	2.69%
*TOWNEBANK PORTSMOUTH VA CTF DEP 2.800% 04/30/21 DTD 04/30/18 ACT/365 1ST CPN DTE 10/30/18 Security Identifier: 89214PBL2	246,000.000	100.2290	246,563.34	2,868.43	6,888.00	2.79%
FEDERAL SVGS BK CHICAGO IL CTF DEP 2.500% 05/28/21 DTD 05/30/19 ACT/365 1ST CPN DTE 06/30/19 Security Identifier: 313812DA4	248,000.000	100.3950	248,979.60	0.00	6,200.00	2.49%
CTBC BK CORP USA LOS ANGELES CALIF CTF DEP 3.000% 06/15/21 DTD 06/15/18 ACT/365 Security Identifier: 12651HAB5	246,000.000	100.6230	247,532.58	2,143.23	7,380.00	2.98%
HERITAGE BK HOPKINSVILLE KY CTF DEP 3.000% 06/21/21 DTD 06/19/18 ACT/365 Security Identifier: 42724JEG6	248,000.000	100.6640	249,646.72	244.60	7,440.00	2.98%
CHIPPEWA VY BK WINTER WIS CTF DEP 3.000% 07/06/21 DTD 07/06/18 ACT/365 1ST CPN DTE 08/06/18 Security Identifier: 169894AP7	248,000.000	100.7870	249,951.76	509.59	7,440.00	2.97%
BMW BK NORTH AMER SALT LAKE CITY UTAH CTF DEP 3.000% 07/13/21 DTD 07/13/18 ACT/365 Security Identifier: 05580ANK6	246,000.000	100.8520	248,095.92	1,556.88	7,380.00	2.97%
MORGAN STANLEY PRIVATE BK NATL ASSN PUR N Y CTF DEP 2.100% 08/09/21 DTD 08/08/19 ACT/365 Security Identifier: 61760AS83	248,000.000	100.7450	249,847.60	727.69	5,208.00	2.08%
MAIN STR BK CORP WHEELING WV CTF DEP 2.950% 02/01/22 DTD 02/01/19 ACT/365 1ST CPN DTE 05/01/19 Security Identifier: 56034WAS0	248,000.000	102.4060	253,966.88	1,162.54	7,316.00	2.88%
UBS BK USA SALT LAKE CITY UT CTF DEP 1.000% 03/11/22 B/E DTD 03/11/20 ACT/365 1ST CPN DTE 04/11/20 Security Identifier: 90348JSW1	248,000.000	100.8670	250,150.16	135.89	2,480.00	0.99%
PINNACLE BK NASHVILLE TENN CTF DEP ACT/365 1.000% 05/06/22 B/E DTD 05/06/20 ACT/365 Security Identifier: 72345SKR1	248,000.000	100.9920	250,460.16	985.21	2,480.00	0.99%

Portfolio Holdings (continued)

Description	Quantity	Market Price	Market Value	Accrued Interest	Estimated Annual Income	Estimated Yield
FIXED INCOME (continued)						
Certificates of Deposit (continued)						
DELTA NATL BK & TR CO NEW YORK NY CTF DEP 1.100% 08/03/22 B/E DTD 03/30/20 ACT/365 Security Identifier: 24773RBM6	91,000.000	101.3350	92,214.85	0.00	1,001.00	1.08%
CAPITAL ONE NATL ASSN MCLEAN VA CTF DEP 2.050% 08/15/22 DTD 08/14/19 ACT/365 Security Identifier: 14042RMX6	248,000.000	102.6670	254,614.16	626.79	5,084.00	1.99%
LAKELAND BK NFLD N J CTF DEP 1.100% 09/30/22 B/E DTD 03/30/20 ACT/365 1ST CPN DTE 09/30/20 Security Identifier: 511640AX2	248,000.000	101.4690	251,643.12	0.00	2,728.00	1.08%
SYNOVUS BK COLUMBUS GA CTF DEP 1.400% 10/17/22 B/E DTD 04/17/20 ACT/365 1ST CPN DTE 10/17/20 Security Identifier: 87164DRV4	248,000.000	101.9660	252,875.68	1,569.53	3,472.00	1.37%
SALLIE MAE BK SALT LAKE CITY UT CTF DEP 2.650% 01/31/23 DTD 01/31/18 ACT/365 1ST CPN DTE 07/31/18 Security Identifier: 795450J71	246,000.000	104.5940	257,301.24	1,053.76	6,519.00	2.53%
EAGLEBANK BETHESDA MD CTF DEP 1.650% 03/06/23 DTD 03/06/20 ACT/365 1ST CPN DTE 04/06/20 Security Identifier: 27002YEV4	248,000.000	102.8890	255,164.72	280.27	4,092.00	1.60%
LIVE OAK BKG CO WILMINGTON N C CTF DEP 1.550% 03/06/23 DTD 03/06/20 ACT/365 Security Identifier: 538036JZ8	100,000.000	102.6960	102,696.00	127.40	1,550.00	1.50%
BANKUNITED NATL ASSN MIAMI LAKES FL CTF DEP 0.250% 03/20/23 B/E DTD 03/19/21 ACT/365 Security Identifier: 066519QQ5	248,000.000	100.0440	248,109.12	20.38	620.00	0.24%
MAINSTREET BK FAIRFAX VA CTF DEP ACT/365 0.200% 03/29/23 B/E DTD 03/29/21 ACT/365 Security Identifier: 56065GAL2	248,000.000	100.0850	248,210.80	2.72	496.00	0.19%
AMERICAN EXPRESS NATL BK BROKERED INTL CTF DEP PROGRAM INSTL CTF DEP 1.450% 03/31/23 B/E DTD 03/31/20 Security Identifier: 02589AB50	248,000.000	102.5900	254,423.20	0.00	3,596.00	1.41%
BANK LEUMI USA NEW YORK N Y CTF DEP 1.450% 03/31/23 B/E DTD 03/31/20 ACT/365 1ST CPN DTE 09/30/20 Security Identifier: 063248KR8	248,000.000	102.5900	254,423.20	0.00	3,596.00	1.41%
NORTHSTAR BK BAD AXE MICH CTF DEP 1.150% 03/31/23 B/E DTD 03/31/20 ACT/365 1ST CPN DTE 04/30/20 Security Identifier: 66704MEQ0	248,000.000	101.9810	252,912.88	0.00	2,852.00	1.12%
FIRST NATL BK OF MICH KALAMAZOO CTF DEP 1.250% 04/10/23 B/E DTD 04/09/20 ACT/365 Security Identifier: 32114VBZ9	247,000.000	100.0300	247,074.10	186.10	3,087.50	1.24%



March 1, 2021 - March 31, 2021
MEDINA CITY SCHOOLS

Portfolio Holdings (continued)

Description	Quantity	Market Price	Market Value	Accrued Interest	Estimated Annual Income	Estimated Yield
FIXED INCOME (continued)						
Certificates of Deposit (continued)						
M Y SAFRA BK FSB NEW YORK N Y CTF DEP 0.250% 05/26/23 B/E DTD 11/27/20 ACT/365 CALLABLE 05/27/21 Security Identifier: 55406JBL5	248,000.000	100.0290	248,071.92	210.63	620.00	0.24%
BMO HARRIS BK NATL ASSN CHICAGO ILL CTF DEP 0.600% 06/26/23 B/E DTD 06/26/20 ACT/365 Security Identifier: 05600XAA8	246,000.000	100.1260	246,309.96	20.22	1,476.00	0.59%
INVESTORS CMNTY BK MANITOWOC WIS CTF DEP 0.400% 06/26/23 B/E DTD 06/24/20 ACT/365 Security Identifier: 46147UUC2	246,000.000	100.0220	246,054.12	18.87	984.00	0.39%
LIVE OAK BKG CO WILMINGTON N C CTF DEP 1.600% 09/06/23 DTD 03/06/20 ACT/365 Security Identifier: 538036KB9	147,000.000	103.3320	151,898.04	193.32	2,352.00	1.54%
BANK HAPOLIM B M NEW YORK BRH CTF DEP 0.300% 09/14/23 B/E DTD 09/14/20 ACT/365 1ST CPN DTE 03/14/21 Security Identifier: 06251A2E9	246,000.000	100.1710	246,420.66	34.37	738.00	0.29%
BANKWEST INC PIERRE S D CTF DEP 1.250% 10/24/23 B/E DTD 04/24/20 ACT/365 1ST CPN DTE 05/15/20 Security Identifier: 06652CHH7	248,000.000	102.5640	254,358.72	135.89	3,100.00	1.21%
NEW YORK CMNTY BK WESTBURY NEW YORK CTF DEP 0.300% 11/09/23 B/E DTD 11/09/20 ACT/365 Security Identifier: 649447UE7	248,000.000	100.1180	248,292.64	289.45	744.00	0.29%
DELTA NATL BK & TR CO NEW YORK NY CTF DEP 1.200% 03/04/24 B/E DTD 03/31/20 ACT/365 Security Identifier: 24773RBN4	141,000.000	102.6210	144,695.61	0.00	1,692.00	1.16%
PREFERRED BK LOS ANGELES CALIF CTF DEP 1.100% 03/27/24 DTD 03/27/20 ACT/365 Security Identifier: 740367KG1	227,000.000	102.3390	232,309.53	27.36	2,497.00	1.07%
SECURITY ST BK FARWELL TEX CTF DEP 0.400% 03/28/24 B/E DTD 03/31/21 ACT/365 CALLABLE 09/30/21 Security Identifier: 81500JBG7	248,000.000	100.1790	248,443.92	0.00	992.00	0.39%
PACIFIC WESTN BK BEVERLY HILLS CALIF CTF DEP 1.300% 04/16/24 B/E DTD 04/16/20 ACT/365 Security Identifier: 69506YRH4	248,000.000	102.9530	255,323.44	1,466.26	3,224.00	1.26%

Portfolio Holdings (continued)

Description	Quantity	Market Price	Market Value	Accrued Interest	Estimated Annual Income	Estimated Yield
FIXED INCOME (continued)						
Certificates of Deposit (continued)						
CENTERSTATE BK FLA NA WINTERHAVEN FL CTF DEP 1.050% 04/30/24 B/E DTD 04/30/20 ACT/365 Security Identifier: 15201QDH7	248,000.000	102.2020	253,460.96	1,084.41	2,604.00	1.02%
TEXAS EXCHANGE BK SSB CROWLEY CTF DEP 0.850% 05/20/24 B/E DTD 05/20/20 ACT/365 CALLABLE 04/20/21 Security Identifier: 88241THFO	248,000.000	100.0420	248,104.16	63.53	2,108.00	0.84%
LINCOLN SVGS BK REINBECK IOWA CTF DEP CT/365 0.600% 06/24/24 B/E DTD 06/24/20 ACT/365 Security Identifier: 534732AV4	248,000.000	100.0360	248,089.28	28.54	1,488.00	0.59%
FIRST KEYSTONE CMNTY BK BERWICK PA CTF DEP 0.600% 06/28/24 B/E DTD 06/30/20 ACT/365 Security Identifier: 32065RAK1	248,000.000	100.0460	248,114.08	4.08	1,488.00	0.59%
FLAGSTAR BK FSB TROY MICH CTF DEP 0.500% 07/17/24 B/E DTD 07/17/20 ACT/365 1ST CPN DTE 01/17/21 Security Identifier: 33847E3V7	248,000.000	100.4170	249,034.16	248.00	1,240.00	0.49%
MAGNOLIA BK INC KY CTF DEP 0.400% 10/30/24 B/E DTD 10/30/20 ACT/365 CALLABLE 04/30/21 Security Identifier: 559582AK7	247,000.000	99.9020	246,757.94	2.71	988.00	0.40%
COMMERCIAL BK WEST LIBERTY KY CTF DEP 1.100% 03/17/25 DTD 03/17/20 ACT/365 CALLABLE 04/17/21 Security Identifier: 201525AC6	248,000.000	100.0470	248,116.56	104.64	2,728.00	1.09%
FIRST OKLA BK JENKS CTF DEP 0.950% 05/15/25 B/E DTD 05/15/20 ACT/365 CALLABLE 04/15/21 Security Identifier: 335857BX5	245,000.000	100.0350	245,085.75	102.03	2,327.50	0.94%
STATE BK INDIA CHICAGO ILL CTF DEP 0.950% 07/10/25 B/E DTD 07/10/20 ACT/365 1ST CPN DTE 01/10/21 Security Identifier: 856283P26	246,000.000	101.4660	249,606.36	512.22	2,337.00	0.93%
BANK BARODA NEW YORK BRH CTF DEP 0.650% 07/22/25 B/E DTD 07/22/20 ACT/365 1ST CPN DTE 01/22/21 Security Identifier: 06063HMT7	246,000.000	100.1530	246,376.38	297.90	1,599.00	0.64%
JPMORGAN CHASE BK NA COLUMBUS OHIO CTF DEP 0.300% 10/16/25 B/E DTD 10/16/20 ACT/365 Security Identifier: 48128UNJ4	248,000.000	99.7970	247,496.56	338.37	744.00	0.30%
TIAA FSB JACKSONVILLE FLA CTF DEP 0.500% 02/12/26 B/E DTD 02/12/21 ACT/365 Security Identifier: 87270LDL4	246,000.000	98.5420	242,413.32	158.38	1,230.00	0.50%
Total Certificates of Deposit	11,095,000.000		\$11,207,928.02	\$22,617.53	\$144,848.00	



March 1, 2021 - March 31, 2021
MEDINA CITY SCHOOLS

Portfolio Holdings (continued)

Description	Quantity	Market Price	Market Value	Accrued Interest	Estimated Annual Income	Estimated Yield
FIXED INCOME (continued)						
U.S. Government Bonds						
FEDERAL AGRIC MTG CORP MEDIUM TERM NTS FED 0.260% 09/29/23 B/E DTD 09/29/20 CALLABLE 06/29/21 Security Identifier: 31422BW97	740,000.000	99.9430	739,578.20	10.69	1,924.00	0.26%
FEDERAL HOME LN MTG CORP MEDIUM TERM NTS FED 0.300% 12/29/23 B/E DTD 09/29/20 CALLABLE 12/29/21 Moody Rating Aaa Security Identifier: 3134GWTY2	248,000.000	99.8930	247,734.64	190.13	744.00	0.30%
FEDERAL HOME LN MTG CORP MEDIUM TERM NTS FED 0.375% 03/25/24 B/E DTD 09/25/20 CALLABLE 06/25/21 Moody Rating Aaa Security Identifier: 3134GWU79	495,000.000	99.7900	493,960.50	30.94	1,856.25	0.37%
FEDERAL HOME LN MTG CORP MEDIUM TERM NTS FED 0.625% 09/15/25 B/E DTD 09/15/20 CALLABLE 09/15/21 Moody Rating Aaa Security Identifier: 3134GWB70	248,000.000	98.7460	244,890.08	68.89	1,550.00	0.63%
Total U.S. Government Bonds	1,731,000.000		\$1,726,163.42	\$300.65	\$6,074.25	
TOTAL FIXED INCOME	12,826,000.000		\$12,934,091.44	\$22,918.18	\$150,922.25	
			Market Value	Accrued Interest	Estimated Annual Income	
Total Portfolio Holdings			\$12,950,844.84	\$22,918.18	\$150,922.25	

¹ This bond is maturing.

Portfolio Holdings Disclosures
Pricing

This section includes the net market value of the securities in your account on a settlement date basis, including short positions, at the close of the statement period. The market prices, unless otherwise noted, have been obtained from independent vendor services, which we believe to be reliable. Market prices do not constitute a bid or an offer, and may differ from the actual sale price. Securities for which a price is not available are marked "N/A" and are omitted from the Total. THE AS OF PRICE DATE ONLY APPEARS WHEN THE PRICE DATE DOES NOT EQUAL THE STATEMENT DATE.

Estimated Annual Figures

The estimated annual income (EAI) and estimated annual yield (EAY) figures are estimates and for informational purposes only. These figures are not considered to be a forecast or guarantee of future results. These figures are computed using information from providers believed to be reliable; however, no assurance can be made as to the accuracy. Since interest

Portfolio Holdings Disclosures (continued)

Estimated Annual Figures (continued)

and dividend rates are subject to change at any time, and may be affected by current and future economic, political, and business conditions, they should not be relied on for making investment, trading, or tax decisions. These figures assume that the position quantities, interest and dividend rates, and prices remain constant. A capital gain or return of principal may be included in the figures for certain securities, thereby overstating them. Refer to www.pershing.com/disclosures for specific details as to formulas used to calculate the figures. Accrued interest represents interest earned but not yet received.

Reinvestment

The dollar amount of Mutual Fund distributions, Money Market Fund dividend income, Bank Deposit interest income, or dividends for other securities shown on your statement may have been reinvested. You will not receive confirmation of these reinvestments. Upon written request to your financial institution, information pertaining to these transactions, including the time of execution and the name of the person from whom your security was purchased, may be obtained. In dividend reinvestment transactions, Pershing acts as your agent and receives payment for order flow.

Option Disclosure

Information with respect to commissions and other charges incurred in connection with the execution of option transactions has been included in confirmations previously furnished to you. A summary of this information is available to you promptly upon your written request directed to your introducing firm. In order to assist your introducing firm in maintaining current background and financial information concerning your option accounts, please promptly advise them in writing of any material change in your investment objectives or financial situation. Expiring options which are valuable are exercised automatically pursuant to the exercise by exception procedure of the Options Clearing Corporation. Additional information regarding this procedure is available upon written request to your introducing firm.

Certificates of Deposit

Certificates of Deposit acquired through the Certificate of Deposit Account Registry Service ("CDARS") and held in your brokerage account are subject to Securities Investor Protection Corporation (SIPC) coverage. Please see additional information about SIPC under Important Information and Disclosures on this statement.

Please be advised that the secondary market for CDs is generally illiquid; the actual value of CDs may be different from their purchase price; and a significant loss of principal could result if your CDs are sold prior to maturity. In the event that the CDs listed above do not indicate a market valuation, an accurate market value could not be determined. In the event that a price is listed above for your CDs, Pershing has obtained a price from sources deemed to be reliable or has priced your CDs using a matrix formula. Prices are estimates and the actual value you may obtain for your CD may be different if you elect to sell your CD in the secondary market.

Foreign Currency Transactions

Pershing will execute foreign currency transactions as principal for your account. Pershing may automatically convert foreign currency to or from U.S. dollars for dividends and similar corporate action transactions unless you instruct your financial organization otherwise. Pershing's currency conversion rate will not exceed the highest interbank conversion rate identified from customary banking sources on the conversion date or the prior business day, increased by up to 1%, unless a particular rate is required by applicable law. Your financial organization may also increase the currency conversion rate. This conversion rate may differ from rates in effect on the date you executed a transaction, incurred a charge, or received a credit. Transactions converted by agents (such as depositories) will be billed at the rates such agents use.

Proxy Vote

Securities not fully paid for in your margin account may be lent by Pershing to itself or others in accordance with the terms outlined in the Margin Agreement. The right to vote your shares held on margin may be reduced by the amount of shares on loan. The Proxy Voting Instruction Form sent to you may reflect a smaller number of shares entitled to vote than the number of shares in your margin account.



March 1, 2021 - March 31, 2021
MEDINA CITY SCHOOLS

Activity Summary (All amounts shown are in base currency)

	Credits This Period	Debits This Period	Net This Period	Credits Year-to-Date	Debits Year-to-Date	Net Year-to-Date
Securities						
Securities Bought	0.00	-744,000.00	-744,000.00	0.00	-990,000.00	-990,000.00
Total Securities	\$0.00	-\$744,000.00	-\$744,000.00	\$0.00	-\$990,000.00	-\$990,000.00
Dividends and Interest	\$19,672.65	\$0.00	\$19,672.65	\$50,341.24	\$0.00	\$50,341.24
Distributions	\$990,000.00	\$0.00	\$990,000.00	\$1,481,000.00	\$0.00	\$1,481,000.00
Cash						
Withdrawals	0.00	-993,172.89	-993,172.89	0.00	-1,519,546.70	-1,519,546.70
Deposits	744,000.00	0.00	744,000.00	990,000.00	0.00	990,000.00
Total Cash	\$744,000.00	-\$993,172.89	-\$249,172.89	\$990,000.00	-\$1,519,546.70	-\$529,546.70
Totals	\$1,753,672.65	-\$1,737,172.89	\$16,499.76	\$2,521,341.24	-\$2,509,546.70	\$11,794.54

Transactions by Type of Activity

Process/ Settlement Date	Trade/ Transaction Date	Activity Type	Description	Quantity	Price	Accrued Interest	Amount	Currency
Securities Bought and Sold								
03/19/21	03/10/21	PURCHASED 066519QQ5	BANKUNITED NATL ASSN MIAMI LAKES FL CTF DEP 0.250% 03/20/23 B/E DTD 03/19/21 YLD .250 TO PAR	248,000.000	100.0000		-248,000.00	USD
03/29/21	03/09/21	PURCHASED 56065GAL2	MAINSTREET BK FAIRFAX VA CTF DEP ACT/365 0.200% 03/29/23 B/E DTD 03/29/21 YLD .200 TO MAT	248,000.000	100.0000		-248,000.00	USD
03/31/21	03/30/21	PURCHASED 81500JBG7	SECURITY ST BK FARWELL TEX CTF DEP 0.400% 03/28/24 B/E DTD 03/31/21 CLB YLD .400 TO PAR	248,000.000	100.0000		-248,000.00	USD
Total Securities Bought and Sold						\$0.00	-\$744,000.00	USD
Dividends and Interest								
03/01/21		BOND INTEREST RECEIVED 313812DA4	248000 FEDERAL SVGS BK CHICAGO IL CTF DEP 2.500% 05/28/21 DTD 05/30/19 RD 02/13 PD 02/28/21				492.60	USD
03/01/21		BOND INTEREST RECEIVED 32065RAK1	248000 FIRST KEYSTONE CMNTY BK BERWICK PA CTF DEP 0.600% 06/28/24 B/E DTD 06/30/20 CLB RD 02/13 PD 02/28/21				118.22	USD

Transactions by Type of Activity (continued)

Process/ Settlement Date	Trade/ Transaction Date	Activity Type	Description	Quantity	Price	Accrued Interest	Amount	Currency
Dividends and Interest (continued)								
03/01/21		BOND INTEREST RECEIVED 538036JZ8	100000 LIVE OAK BKG CO WILMINGTON N C CTF DEP 1.550% 03/06/23 DTD 03/06/20 RD 02/14 PD 03/01/21				118.90	USD
03/01/21		BOND INTEREST RECEIVED 538036KB9	147000 LIVE OAK BKG CO WILMINGTON N C CTF DEP 1.600% 09/06/23 DTD 03/06/20 RD 02/14 PD 03/01/21				180.43	USD
03/01/21		BOND INTEREST RECEIVED 559582AK7	247000 MAGNOLIA BK INC KY CTF DEP 0.400% 10/30/24 B/E DTD 10/30/20 CLB RD 02/13 PD 02/28/21				78.50	USD
03/01/21		BOND INTEREST RECEIVED 654062JG4	248000 NICOLET NATL BK GREENBAY WIS CTF DEP ACT/365 1.100% 09/27/23 B/E DTD 03/27/20 CLB RD 02/12 PD 02/27/21				231.69	USD
03/01/21		BOND INTEREST RECEIVED 66704MEQ0	248000 NORTHSTAR BK BAD AXE MICH CTF DEP 1.150% 03/31/23 B/E DTD 03/31/20 RD 02/13 PD 02/28/21				218.78	USD
03/01/21		BOND INTEREST RECEIVED 740367KG1	227000 PREFERRED BK LOS ANGELES CALIF CTF DEP 1.100% 03/27/24 DTD 03/27/20 RD 02/12 PD 02/27/21				212.07	USD
03/08/21		BOND INTEREST RECEIVED 169894AP7	248000 CHIPPEWA VY BK WINTER WIS CTF DEP 3.000% 07/06/21 DTD 07/06/18 RD 02/19 PD 03/06/21				570.74	USD
03/08/21		BOND INTEREST RECEIVED 27002YEV4	248000 EAGLEBANK BETHESDA MD CTF DEP 1.650% 03/06/23 DTD 03/06/20 RD 02/19 PD 03/06/21				313.91	USD
03/09/21		BOND INTEREST RECEIVED 32114VBZ9	247000 FIRST NATL BK OF MICH KALAMAZOO CTF DEP 1.250% 04/10/23 B/E DTD 04/09/20 RD 02/22 PD 03/09/21				236.85	USD
03/11/21		BOND INTEREST RECEIVED 90348JSW1	248000 UBS BK USA SALT LAKE CITY UT CTF DEP 1.000% 03/11/22 B/E DTD 03/11/20 RD 02/24 PD 03/11/21				190.25	USD
03/12/21		BOND INTEREST RECEIVED 139805AQ8	248000 CAPITAL BK N A ROCKVILLE MD CTF DEP 2.600% 03/12/21 B/E DTD 03/13/19 RD 02/26 PD 03/12/21				476.98	USD
03/15/21		BOND INTEREST RECEIVED 06251A2E9	246000 BANK HAPOALIM B M NEW YORK BRH CTF DEP 0.300% 09/14/23 B/E DTD 09/14/20 RD 03/13 PD 03/14/21				365.97	USD
03/15/21		BOND INTEREST RECEIVED 06652CHH7	248000 BANKWEST INC PIERRE S D CTF DEP 1.250% 10/24/23 B/E DTD 04/24/20 RD 02/28 PD 03/15/21				237.81	USD
03/15/21		BOND INTEREST RECEIVED 3134GWB70	248000 FEDERAL HOME LN MTG CORP MEDIUM TERM NTS FED 0.625% 09/15/25 B/E DTD 09/15/20 CLB RD 03/12 PD 03/15/21				775.00	USD
03/15/21		BOND INTEREST RECEIVED 335857BX5	245000 FIRST OKLA BK JENKS CTF DEP 0.950% 05/15/25 B/E DTD 05/15/20 CLB RD 02/28 PD 03/15/21				178.55	USD
03/17/21		BOND INTEREST RECEIVED 201525AC6	248000 COMMERCIAL BK WEST LIBERTY KY CTF DEP 1.100% 03/17/25 DTD 03/17/20 CLB RD 03/02 PD 03/17/21				209.27	USD

**MBS MULTI-BANK SECURITIES, INC.***

1000 Town Center, Suite 2500
Southfield, MI 48075
(800) 967-9045

Member of FINRA & SIPC; MSRB Registered.

March 1, 2021 - March 31, 2021
MEDINA CITY SCHOOLS

Transactions by Type of Activity (continued)

Process/ Settlement Date	Trade/ Transaction Date	Activity Type	Description	Quantity	Price	Accrued Interest	Amount	Currency
Dividends and Interest (continued)								
03/18/21		BOND INTEREST RECEIVED 334342CF7	248000 FIRST NATL BK SYRACUSE JOHNSON KANS CTF DEP 1.950% 09/18/24 B/E DTD 09/18/19 RD 03/03 PD 03/18/21				370.98	USD
03/19/21		BOND INTEREST RECEIVED 42724JEG6	248000 HERITAGE BK HOPKINSVILLE KY CTF DEP 3.000% 06/21/21 DTD 06/19/18 RD 03/04 PD 03/19/21				570.74	USD
03/22/21		BOND INTEREST RECEIVED 88241THFO	248000 TEXAS EXCHANGE BK SSB CROWLEY CTF DEP 0.850% 05/20/24 B/E DTD 05/20/20 CLB RD 03/05 PD 03/20/21				161.71	USD
03/24/21		BOND INTEREST RECEIVED 46147UUC2	246000 INVESTORS CMNTY BK MANITOWOC WIS CTF DEP 0.400% 06/26/23 B/E DTD 06/24/20 CLB RD 03/09 PD 03/24/21				75.48	USD
03/24/21		BOND INTEREST RECEIVED 534732AV4	248000 LINCOLN SVGS BK REINBECK IOWA CTF DEP CT/365 0.600% 06/24/24 B/E DTD 06/24/20 CLB RD 03/09 PD 03/24/21				114.15	USD
03/25/21		BOND INTEREST RECEIVED 3134GWU79	495000 FEDERAL HOME LN MTG CORP MEDIUM TERM NTS FED 0.375% 03/25/24 B/E DTD 09/25/20 CLB RD 03/24 PD 03/25/21				928.13	USD
03/26/21		BOND INTEREST RECEIVED 05600XAA8	246000 BMO HARRIS BK NATL ASSN CHICAGO ILL CTF DEP 0.600% 06/26/23 B/E DTD 06/26/20 CLB RD 03/11 PD 03/26/21				363.95	USD
03/29/21		BOND INTEREST RECEIVED 17312QH77	246000 CITIBANK NATL ASSN SIOUX FALLS S D CTF DEP 2.700% 03/29/21 B/E DTD 03/29/18 RD 03/14 PD 03/29/21				3,293.70	USD
03/29/21		BOND INTEREST RECEIVED 31422BW97	740000 FEDERAL AGRIC MTG CORP MEDIUM TERM NTS FED 0.260% 09/29/23 B/E DTD 09/29/20 CLB RD 03/26 PD 03/29/21				962.00	USD
03/29/21		BOND INTEREST RECEIVED 654062JG4	248000 NICOLET NATL BK GREENBAY WIS CTF DEP ACT/365 1.100% 09/27/23 B/E DTD 03/27/20 CLB RD 03/12 PD 03/27/21				209.27	USD
03/29/21		BOND INTEREST RECEIVED 740367KG1	227000 PREFERRED BK LOS ANGELES CALIF CTF DEP 1.100% 03/27/24 DTD 03/27/20 RD 03/12 PD 03/27/21				191.55	USD



Transactions by Type of Activity (continued)

Process/ Settlement Date	Trade/ Transaction Date	Activity Type	Description	Quantity	Price	Accrued Interest	Amount	Currency
Dividends and Interest (continued)								
03/30/21		BOND INTEREST RECEIVED 02589AB50	248000 AMERICAN EXPRESS NATL BK BROKERED INTL CTF DEP PROGRAM INSTL CTF DEP 1.450% 03/31/23 B/E DTD 03/31/20 RD 03/29 PD 03/30/21				1,783.22	USD
03/30/21		BOND INTEREST RECEIVED 24773RBM6	91000 DELTA NATL BK & TR CO NEW YORK NY CTF DEP 1.100% 08/03/22 B/E DTD 03/30/20 RD 03/29 PD 03/30/21				496.39	USD
03/30/21		BOND INTEREST RECEIVED 313812DA4	248000 FEDERAL SVGS BK CHICAGO IL CTF DEP 2.500% 05/28/21 DTD 05/30/19 RD 03/15 PD 03/30/21				509.59	USD
03/30/21		BOND INTEREST RECEIVED 32065RAK1	248000 FIRST KEYSTONE CMNTY BK BERWICK PA CTF DEP 0.600% 06/28/24 B/E DTD 06/30/20 CLB RD 03/15 PD 03/30/21				122.30	USD
03/30/21		BOND INTEREST RECEIVED 511640AX2	248000 LAKELAND BK NFLD N J CTF DEP 1.100% 09/30/22 B/E DTD 03/30/20 RD 03/15 PD 03/30/21				1,352.79	USD
03/30/21		BOND INTEREST RECEIVED 559582AK7	247000 MAGNOLIA BK INC KY CTF DEP 0.400% 10/30/24 B/E DTD 10/30/20 CLB RD 03/15 PD 03/30/21				81.21	USD
03/31/21		BOND INTEREST RECEIVED 063248KR8	248000 BANK LEUMI USA NEW YORK N Y CTF DEP 1.450% 03/31/23 B/E DTD 03/31/20 RD 03/30 PD 03/31/21				1,793.07	USD
03/31/21		BOND INTEREST RECEIVED 24773RBN4	141000 DELTA NATL BK & TR CO NEW YORK NY CTF DEP 1.200% 03/04/24 B/E DTD 03/31/20 RD 03/16 PD 03/31/21				843.68	USD
03/31/21		BOND INTEREST RECEIVED 66704MEQ0	248000 NORTHSTAR BK BAD AXE MICH CTF DEP 1.150% 03/31/23 B/E DTD 03/31/20 RD 03/16 PD 03/31/21				242.22	USD
Total Dividends and Interest						\$0.00	\$19,672.65	USD
Distributions								
03/12/21		SECURITY REDEEMED 139805AQ8	CAPITAL BK N A ROCKVILLE MD CTF DEP 2.600% 03/12/21 B/E DTD 03/13/19 ACCOUNT REDEMPTION	-248,000.000			248,000.00	USD
03/18/21		SECURITY REDEEMED 334342CF7	FIRST NATL BK SYRACUSE JOHNSON KANS CTF DEP 1.950% 09/18/24 B/E DTD 09/18/19	-248,000.000			248,000.00	USD
03/29/21		SECURITY REDEEMED 17312QH77	CITIBANK NATL ASSN SIOUX FALLS S D CTF DEP 2.700% 03/29/21 B/E DTD 03/29/18 ACCOUNT REDEMPTION	-246,000.000			246,000.00	USD
03/29/21		SECURITY REDEEMED 654062JG4	NICOLET NATL BK GREENBAY WIS CTF DEP ACT/365 1.100% 09/27/23 B/E DTD 03/27/20 CLB	-248,000.000			248,000.00	USD
Total Distributions						\$0.00	\$990,000.00	USD

March 1, 2021 - March 31, 2021
MEDINA CITY SCHOOLS

Transactions by Type of Activity (continued)

Process/ Settlement Date	Trade/ Transaction Date	Activity Type	Description	Quantity	Price	Accrued Interest	Amount	Currency
Cash Withdrawals and Deposits								
03/11/21		ELECTRONIC TRANSACTION USD999997	SEND TO BANK FOR ACH ACH HUNTINGTON NATIONAL BANK				-3,172.89	USD
03/12/21		ELECTRONIC TRANSACTION USD999997	SEND TO BANK FOR ACH ACH HUNTINGTON NATIONAL BANK				-248,000.00	USD
03/18/21		ELECTRONIC TRANSACTION USD999997	SEND TO BANK FOR ACH ACH HUNTINGTON NATIONAL BANK				-248,000.00	USD
03/19/21		ELECTRONIC DEPOSIT USD999997	RECV FR BANK FOR ACH ACH HUNTINGTON NATIONAL BANK				248,000.00	USD
03/29/21		ELECTRONIC DEPOSIT USD999997	RECV FR BANK FOR ACH ACH HUNTINGTON NATIONAL BANK				248,000.00	USD
03/30/21		ELECTRONIC TRANSACTION USD999997	SEND TO BANK FOR ACH ACH HUNTINGTON NATIONAL BANK				-246,000.00	USD
03/31/21		ELECTRONIC TRANSACTION USD999997	SEND TO BANK FOR ACH ACH HUNTINGTON NATIONAL BANK				-248,000.00	USD
03/31/21		ELECTRONIC DEPOSIT USD999997	RECV FR BANK FOR ACH ACH HUNTINGTON NATIONAL BANK				248,000.00	USD
Total Cash Withdrawals and Deposits						\$0.00	-\$249,172.89	USD
Total Value of Transactions						\$0.00	\$16,499.76	USD

The price and quantity displayed may have been rounded.

Fixed Income Analysis

Bond Quality

Bond Quality	Market Value	% of Bond Market Value	Percent of Fixed Income
AAA	986,585.22	8%	
Not Rated	11,947,506.22	92%	
Total	12,934,091.44	100%	

Bond Maturity Schedule

Bond Maturity	Market Value	% of Bond Market Value
Within 1 month	492,799.50	4%
1 to 6 months	1,494,054.18	12%
7 to 12 months	504,117.04	4%
1 to 5 years	10,443,120.72	80%
Total	12,934,091.44	100%

Percentages of bond market values are rounded to the nearest whole percentage.

Bond quality ratings reflect Moody's or Standard and Poor's ratings. Bonds may be rated by other services. Bonds that are in default are not included. Please refer to your Portfolio Holdings section.

Called Bonds

Call Date	Security Description	Eligible Quantity	Called Quantity	Call Price	Type of Call	Redemption Proceeds
04/09/2021	FIRST NATL BK OF MICH KALAMAZOO CTF DEP 1.250% 04/10/23 B/E DTD 04/09/20 ACT/365	247,000.000	247,000.000	100.0000	Full	247,000.00

Pershing LLC receives the called bond information from several information sources which Pershing believes are reliable. Pershing does not guarantee the accuracy of the information. For callable options that are available to you please contact your Account Executive.

Messages

Although a money market mutual fund seeks to preserve the value of your investment at \$1 per share, it is possible to lose money by investing in a money market mutual fund. Shares of a money market mutual fund or the balance of a bank deposit product held in your brokerage account may be liquidated upon request with the proceeds credited to your brokerage account. Please see the money market mutual fund's prospectus or the bank deposit product's disclosure document or contact your Investment Professional for additional information. Pursuant to SEC Rule 10b-10(b)(1) confirmations are not sent for purchases into money market mutual funds processed on the sweep platform. Pursuant to applicable regulation, account statements will be produced monthly or quarterly.

eDelivery

Going digital is more important than ever before, and the benefits of electronic delivery--speed, convenience and safety--are clear. We offer eDelivery for account statements, prospectus documents, proxy or shareholder communications, tax documents, trade confirmations and more. Historical account data is available from the day of initial signup.

To enroll, log in to your brokerage account, select "Go Paperless" at the top of any page and follow the on-screen prompts for setup. Enrollment can be activated as quickly as the day you register, and you will be notified when documents are available in an online, password-protected portal.

Contact your financial professional if you have any questions about any of our efficient digital tools.

Elimination of Paper Invoices for Annual Retirement Account Maintenance Fees

March 1, 2021 - March 31, 2021
MEDINA CITY SCHOOLS**Messages (continued)**

Going digital is more important than ever before, and the benefits of electronic delivery (eDelivery) - speed, convenience and safety - are clear. If you currently have a retirement account that is subject to an annual maintenance fee, beginning in April, Pershing will discontinue the physical mailing of your annual maintenance fee invoice. These invoices will continue to be posted online and will contain details on your payment options so you may select the method that is most convenient for you. You can access them by logging into your account and selecting Documents, then viewing under Account Notifications. If you are already enrolled for eDelivery, no action is required - you will continue to receive your notification when this document is available.

If you would like to receive email notifications when this document is posted online and you are not yet enrolled for eDelivery, log in to your brokerage account, select "Go Paperless" at the top of any page and follow the on-screen prompts for setup. Enrollment can be activated as quickly as the day you register, and you will be notified when documents are available in an online, password-protected portal.

Contact your investment professional if you have any questions about any of our efficient digital tools.

MARCH STATEMENT MESSAGE**PERSHING LLC ANNUAL DISCLOSURE OF IMPORTANT INFORMATION
STATEMENT OF FINANCIAL CONDITION DATED DECEMBER 31, 2020**

On December 31, 2020, Pershing regulatory net capital of \$2.78 billion was 17.35% of aggregate debit items and \$2.46 billion in excess of the minimum requirement. A complete copy of the December 31, 2020 Statement of Financial Condition is available at www.pershing.com/statement-of-financial-condition. You may request a free printed copy by calling (888) 860-8510.

SECURITIES INVESTOR PROTECTION CORPORATION® (SIPC®) INFORMATION

Information regarding SIPC, including a SIPC brochure, may be obtained by contacting SIPC via its website at www.sipc.org or by telephone at (202) 371-8300. An investment in a bank deposit program insured by the Federal Deposit Insurance Corporation (FDIC) is covered by FDIC insurance (up to allowable limits), but not eligible for SIPC coverage. Please review your statement for additional information on the sweep product in your brokerage account.

FINANCIAL INDUSTRY REGULATORY AUTHORITY® (FINRA®) INVESTOR EDUCATION AND PROTECTION

A brochure that includes information describing FINRA BrokerCheck® may be obtained from FINRA at www.finra.org. The FINRA BrokerCheck hotline number is (800) 289-9999.

MUNICIPAL SECURITIES RULEMAKING BOARD® (MSRB®) RULE G-10 INVESTOR AND MUNICIPAL ADVISORY CLIENT EDUCATION AND PROTECTION

An investor brochure that describes the protections available under MSRB rules and instructions on how to file a complaint with an appropriate regulatory authority can be found on the MSRB website at www.msrb.org. Pershing is registered with the Securities and Exchange Commission (SEC) and MSRB, and is a member of FINRA and the New York Stock Exchange (NYSE).

MARGIN DISCLOSURE

Securities held in your margin account will be used as collateral for margin loans made to you. Some firms increase the rate of interest Pershing charges on margin loans and in those cases, Pershing and your firm share in the interest you pay. If the securities in your margin account decline in value, your financial organization or Pershing can take action, such as issuing a margin call and/or selling securities or other assets in any of your accounts held with Pershing to maintain the required equity in the margin account. It is important that you fully understand the risks involved in purchasing securities on margin. These risks include:

- * You may lose more funds or securities than you deposited in your margin account.

Messages (continued)

- * Your financial organization or Pershing may force the sale of securities or other assets in your account(s).
- * Your financial organization or Pershing can sell your securities or other assets in your account(s) without contacting you.
- * You are not entitled to choose which securities or other assets in your account(s) are to be liquidated or sold to meet a margin call.
- * Your financial organization or Pershing can increase its maintenance margin requirements at any time without advance written notice to you.
- * You are not entitled to an extension of time on a margin call.

Your Margin Agreement with Pershing and your firm outlines your important obligations. The Margin Agreement is a legally binding contract and it cannot be modified by conduct. The failure on the part of Pershing or your firm at any time to enforce its rights under the Margin Agreement will not, in any way, be deemed to waive, modify or relax any of the rights granted to Pershing or your firm to deal with the collateral on all loans advanced to you.

SUBSTITUTE PAYMENT REIMBURSEMENT

As permitted under your Margin Agreement, Pershing may lend securities in your account when there is a debit balance. You are not entitled to receive a dividend when your securities are on loan over an ex-dividend date. Pershing may issue a substitute payment in lieu of the dividend and compensate you for the tax difference.

A substitute payment received in lieu of a dividend may be eligible for a reimbursement to your account only if the account is open on the reimbursement date. Please note that these reimbursements are: (1) credited at Pershing's discretion; (2) subject to change; and (3) may be eliminated without advance notification. Pershing suggests that you contact your tax advisor to discuss the treatment of substitute payments.

CASH BALANCE/"FLOAT" DISCLOSURE

Pershing obtains a financial benefit attributable to the cash balances in any account (including Employee Retirement Income Security Act accounts) that are held by Pershing in accounts held with major money center banks (the names of which will be provided upon request). Pershing's financial benefit is in the form of either interest on such balances (often paid at the federal funds rate) and/or reductions in expenses that Pershing would otherwise pay to such banks.

These cash balances result from: (1) cash awaiting investment; or (2) cash pending distribution. With respect to cash awaiting investment (e.g., new contributions), Pershing obtains such financial benefit until the funds are invested in a money market fund or are used to purchase securities. If an account agreement provides for the automatic investment into a money market fund, such investment will take place on the day after the receipt of cash (and the financial benefit will be one day), unless timely instructions are received to manually purchase money fund shares on the same day that cash is received. If the account agreement does not provide for automatic investment into a money market fund, such investment will take place on the day after the receipt of appropriate instructions.

When Pershing receives a request for a distribution by check, the account is charged (debited) on the date the check is written. Pershing mails disbursement checks on the same day that they are written. Pershing may obtain the financial benefit described above from the date the check is written until the date the check is presented for payment, the timing of which is beyond Pershing's control. When a distribution is requested using an Automated Clearing House instruction, Pershing receives a one-day financial benefit in connection with the distribution. If the distribution is made using the Federal Reserve wire system, Pershing receives no financial benefit in connection with the distribution.

PAYMENT FOR ORDER FLOW PRACTICES

Pershing sends certain equity orders to exchanges or broker-dealers for execution. Some of these market centers provide payments to Pershing or charge access fees depending upon the characteristics of the order and execution. The details of these payments and fees are available upon written request.

Pershing receives payments for directing listed options order flow to options exchanges through broker-dealers, which allows Pershing to access price improvement auctions on the various exchanges. Generally, Pershing receives a per-option contract cash payment. This disclosure only applies to orders directed to Pershing by your firm. For a list of organizations that pay Pershing for order flow, please visit www.orderroutingdisclosure.com.

Pershing executes certain equity orders as principal or routes orders to an affiliate (BNY Mellon Capital Markets, LLC), which may also execute as principal while facilitating the trade as a market maker.

A copy of the full annual disclosure, including information on revenue sharing, can be found on our website at www.pershing.com/disclosures/annual.pdf.

March 1, 2021 - March 31, 2021
MEDINA CITY SCHOOLS**Messages (continued)****Cash Not Yet Received**

Security	Record Date	Payable Date	Quantity Held	Rate	Dividend Option	Amount of Payment
Interest						
BANKWEST INC PIERRE S D CTF DEP 1.250% 10/24/23 B/E	03/31/21	04/15/21	248,000.000	0.001062	Cash	263.29
CHIPPEWA VY BK WINTER WIS CTF DEP 3.000% 07/06/21	03/22/21	04/06/21	248,000.000	0.002548	Cash	631.89
EAGLEBANK BETHESDA MD CTF DEP 1.650% 03/06/23	03/22/21	04/06/21	248,000.000	0.001401	Cash	347.54
FIRST NATL BK OF MICH KALAMAZOO CTF DEP	03/25/21	04/09/21	247,000.000	0.001062	Cash	262.23
FIRST OKLA BK JENKS CTF DEP 0.950% 05/15/25 B/E	03/31/21	04/15/21	245,000.000	0.000807	Cash	197.68
UBS BK USA SALT LAKE CITY UT CTF DEP 1.000% 03/11/22 B/E	03/27/21	04/11/21	248,000.000	0.000849	Cash	210.63

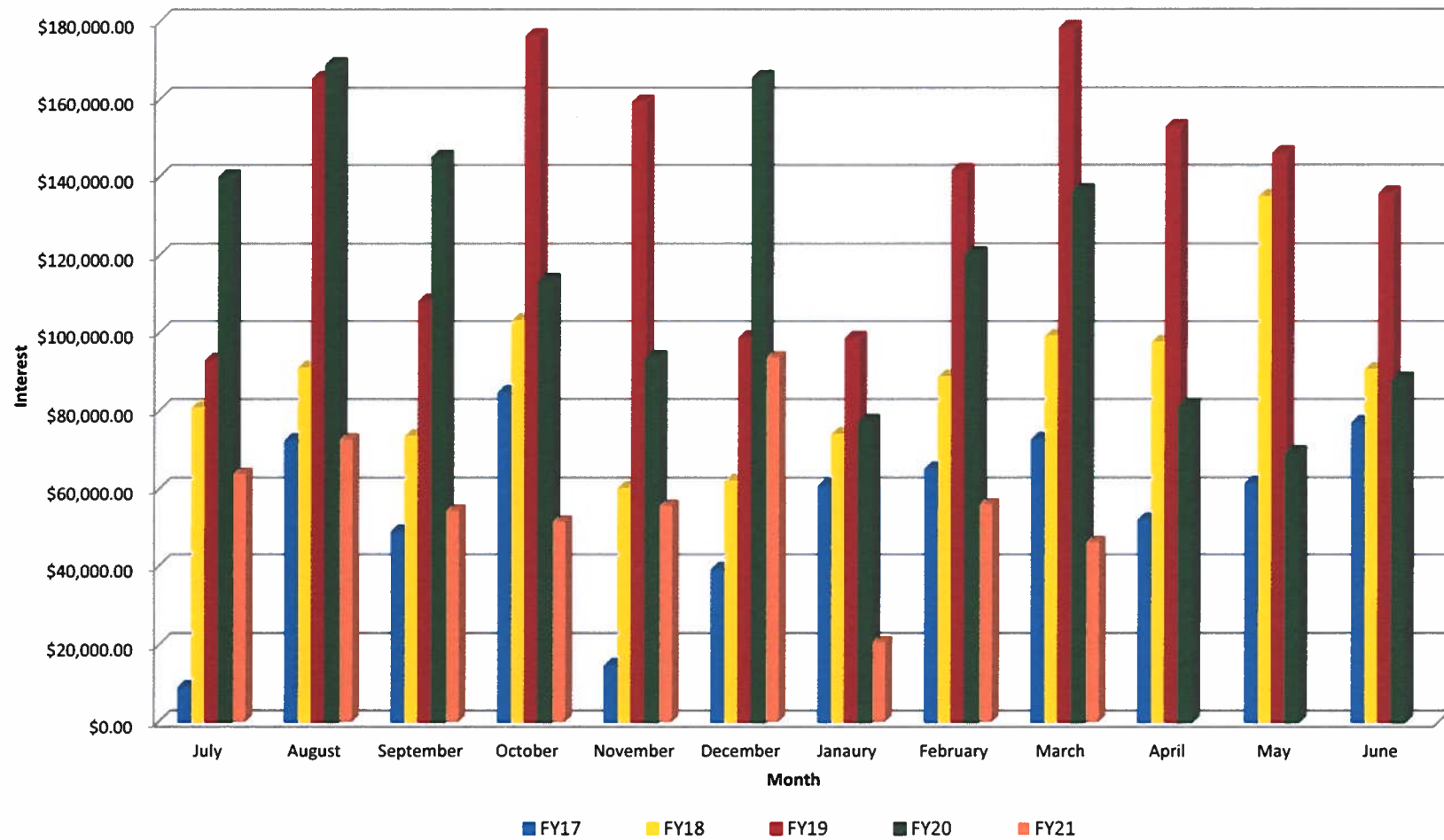
Total Cash Not Yet Received**\$1,913.26**

Assets shown here are not reflected in your account. This information has been received from sources we believe to be reliable. Pershing does not guarantee the accuracy of the information.

Important Information and Disclosures**The Role of Pershing**

- Pershing carries your account as clearing broker pursuant to a clearing agreement with your financial institution. Pershing may accept from your financial institution without inquiry or investigation (i) orders for the purchase and sale of securities and other property and (ii) any other instructions concerning your account. Pershing is not responsible or liable for any acts or omissions of your financial institution or its employees and it does not supervise them. Pershing provides no investment advice nor does it assess the suitability of any transaction or order. Pershing acts as the agent of your financial institution and you agree that you will not hold Pershing or any person controlling or under common control with it liable for any investment losses incurred by you.
- Pershing performs several key functions at the direction of your financial institution. It acts as custodian for funds and securities you may deposit with it directly or through your financial institution or that it receives as the result of securities transactions it processes.
- Your financial institution is responsible for adherence to the securities laws, regulations and rules which apply to it regarding its own operations and the supervision of your account, its sales representatives and other personnel. Your financial institution is also responsible for approving the opening of accounts and obtaining account documents; the acceptance and, in certain instances, execution of securities orders; the assessment of the suitability of those transactions, where applicable; the rendering of investment advice, if any, to you and in general, for the ongoing relationship that it has with you.

Total Monthly Interest Earnings



F I N A N C I A L S U M M A R Y R E P O R T
Processing Month: March 2021
MEDINA CITY SCHOOL DISTRICT

Fnd	Sec	Description	Beginning Balance	MTD Revenues	FYTD Revenues	MTD Expenditures	FYTD Expenditures	Current Available Balance
001	0000	GENERAL FUND	32,189,888.32	6,706,318.68	64,163,850.40	5,761,327.91	56,510,139.16	39,843,599.56
002	9000	BOND RETIREMENT - NEW ELE	3,433,942.89	367,710.00	4,097,571.06	.00	3,678,951.79	3,852,562.16
002	9012	LOCAL SALES TAX RETIREMEN	.00	.00	1,309,243.75	.00	1,309,243.75	.00
002	9014	CONSOLIDATION - ENERGY &	.00	.00	328,543.74	.00	328,543.74	.00
003	0000	PERMANENT IMPROVEMENT FUN	175,994.61	.00	5,000.00	.00	.00	180,994.61
003	9000	PERMANENT IMPROVEMENT FUN	13,601.14	.00	.00	.00	.00	13,601.14
003	9001	MEDINA CITY REC CENTER-PE	202,370.92	.00	115,481.53	26,548.15	81,199.49	236,652.96
006	0000	LUNCHROOM FUND	76,225.73	266,275.02	1,087,829.28	217,776.72	1,414,577.72	250,522.71-
007	9004	COLLINS SCHOLARSHIP/POST-	878.85	21.48	18,073.16	.00	.00	18,952.01
007	9110	ART TRUST - GARFIELD	11,082.73	12.74	157.34	.00	.00	11,240.07
007	9111	CHARLES STANGEL SCHOLARSH	12.50	.01	.18	.00	.00	12.68
007	9333	RIOS STUDENT LEADER SCHOL	28,953.21	33.29	411.04	.00	.00	29,364.25
007	9901	BIXLER SCHOLARSHIP FUND	125.00	.00	.00	.00	.00	125.00
008	9002	KANEHL MUSIC TRUST	27,469.06	31.58	389.98	.00	.00	27,859.04
008	9003	RICHARD HOFFMAN COLLINS M	551,190.06	.00	25,430.07	.00	.00	576,620.13
008	9112	ELAINE BUSHMAN FUND	17,454.90	19.98	174.44	.00	.00	17,629.34
009	9000	STAR	64.00	1,126.00	17,353.55	.00	28,068.00	10,650.45-
009	9110	UNIFORM SUPPLIES GARFIELD	8,652.84	155.00	1,660.20	440.80	4,644.51	5,668.53
009	9120	UNIFORM SUPPLIES - CANAVA	12,085.39	492.50	7,115.60	524.95	7,846.41	11,354.58
009	9130	UNIFORM SUPPLIES - FENN	11,405.63	497.10	7,416.30	1,633.26	13,133.75	5,688.18
009	9140	UNIFORM SUPPLIES - HERITA	9,608.98	526.00	7,162.20	58.34	6,274.21	10,496.97
009	9160	UNIFORM SUPPLIES - BLAKE	5,293.22	1,168.20	7,920.80	446.41	8,153.76	5,060.26
009	9170	UNIFORM SUPPLIES - RALPH	21,624.63	198.00	14,460.50	317.95	11,003.76	25,081.37
009	9180	UNIFORM SUPPLIES - ELIZA	9,406.25	590.00	7,351.00	.00	10,921.33	5,835.92
009	9200	UNIFORM SUPPLIES - CLAGGE	35,124.02	1,535.00	8,063.00	1,801.32	20,788.87	22,398.15
009	9210	UNIFORM SUPPLIES - A.I. R	7,281.75	1,490.00	14,203.80	2,777.80	16,745.75	4,739.80
009	9300	UNIFORM SUPPLIES - SENIOR	17,918.76	15,236.72	83,604.96	5,174.51	56,223.74	45,299.98
009	9304	AVIATION/PHOTOGRAPHY	3.87	.00	.00	.00	.00	3.87
014	9016	MEDINA CNTY JUV DET CNTR	43,471.35	7,350.00	144,997.20	24,046.75	236,608.60	48,140.05-
014	9116	EVOLVE	564,729.71	141,450.00	706,020.00	74,249.52	753,572.97	517,176.74
016	0000	EMERGENCY LEVY	22,486,481.91	583,530.00	6,829,176.37	635,301.62	6,471,312.11	22,844,346.17
018	0000	PRINT SHOP	6,683.33	.00	.00	.00	.00	6,683.33
018	9000	PUBLIC SCHOOL SUPPORT - S	16.70	.00	.00	.00	.00	16.70
018	9110	PRINCIPAL'S FUND - GARFIE	33,814.07	68.00	1,812.78	645.98	4,965.94	30,660.91
018	9111	GARFIELD SCHOOL STORE	49.99	.00	.00	.00	.00	49.99
018	9113	GARFIELD MEDIA CENTER	847.40	.00	.00	.00	.00	847.40
018	9120	PRINCIPAL - CANAVAN	42,599.14	.00	1,155.10	1,084.67	4,610.68	39,143.56
018	9122	CANAVAN SCHOOL STORE	586.69	.00	.00	.00	.00	586.69
018	9123	BOOK FAIR - CANAVAN	78.40	.00	.00	.00	.00	78.40
018	9130	PRINCIPAL - FENN	27,580.84	17.00	4,394.08	385.16	6,684.57	25,290.35
018	9132	FENN SCHOOL STORE	1,460.83	.00	.00	.00	1,460.83	.00
018	9133	BOOK FAIR - FENN	941.36	.00	58.55	.00	34.30	965.61
018	9135	MEDINA SKI TEAM - DISTRIC	474.67	.00	.00	.00	.00	474.67
018	9140	PRINCIPAL'S FUND - HERITA	45,006.48	1,500.00	6,525.25	839.72	8,824.55	42,707.18
018	9143	HERITAGE MEDIA CENTER	3,047.55	.00	.00	.00	.00	3,047.55
018	9160	PRINCIPAL'S FUND - H G BL	50,288.49	562.00	2,558.75	623.45	12,017.58	40,829.66

Date: 4/07/21

FINANCIAL SUMMARY REPORT
Processing Month: March 2021
MEDINA CITY SCHOOL DISTRICT

Page: 2
(FINSUM)

Fnd	Sc	Description	Beginning Balance	MTD Revenues	FYTD Revenues	MTD Expenditures	FYTD Expenditures	Current Available Balance
018	9161	PBIS - BLAKE	5,728.00	.00	.00	.00	.00	5,728.00
018	9163	BLAKE MEDIA CENTER	13,369.42	43.90	124.20	.00	50.00	13,443.62
018	9170	PRINCIPALS FUND - RALPH W	79,487.14	.00	411.37	637.65	805.50	79,093.01
018	9171	WAITE SCHOOL STORE	50.00	20.00	20.00	.00	.00	70.00
018	9173	MEDIA CENTER RALPH WAITE	5,064.63	.00	.00	.00	.00	5,064.63
018	9174	FIELD TRIPS RALPH WAITE E	15,209.72	.00	.00	.00	.00	15,209.72
018	9180	PRINCIPALS FUND ELIZA NOR	53,208.74	8.50	301.18	147.42	6,981.18	46,528.74
018	9181	NORTHROP ELEMENTARY SCHOO	1,631.19	.00	.00	.00	.00	1,631.19
018	9183	MEDIA CENTER ELIZA NORTHRO	8,663.81	.00	.00	.00	.00	8,663.81
018	9184	FIELD TRIPS ELIZA NORTHRO	146.00	.00	.00	.00	.00	146.00
018	9200	PRINCIPAL'S FUND - CLAGGE	75,941.39	3,938.50	5,868.18	5,173.48	8,679.49	73,130.08
018	9203	CLAGGETT M.S. MEDIA CENTE	5,547.28	.00	13.50	.00	78.11-	5,638.89
018	9210	PRINCIPAL'S FUND - ROOT M	37,380.45	.00	1,092.18	52.74	1,855.15	36,617.48
018	9211	ROOT M.S. MEDIA CENTER	10,019.19	.00	26.99	.00	50.00	9,996.18
018	9212	ROOT M.S. - WASHINGTON TR	355.00	.00	.00	.00	.00	355.00
018	9213	SPECIAL FUNDRAISER - ROOT	.02	.00	.00	.00	.00	.02
018	9300	PRINCIPAL'S FUND - SENIOR	36,793.91	486.19	2,141.69	78.98	2,254.01	36,681.59
018	9301	MEDIA CENTER FUND	1,381.50	.00	.00	.00	50.00-	1,431.50
018	9302	SPECIAL FUNDRAISER - SENI	37,086.18	.00	.00	.00	.00	37,086.18
018	9303	PERFORMING ARTS	89,493.37	620.00	620.00	139.14	5,739.34	84,374.03
018	9304	BUZZ	16,558.56	311.60	1,249.26	84.34	1,199.96	16,607.86
018	9305	FLEXIBLE CREDIT FUND	8,034.56	.00	50.00	.00	.00	8,084.56
018	9306	FEED THE BEES	4,847.78	.00	6,741.03	232.62	2,684.50	8,904.31
018	9884	FACILITY RENTAL	78,570.82	.00	3,078.00-	.00	.00	75,492.82
018	9900	INSERVICE - CENTRAL	3,702.01	.00	.00	.00	.00	3,702.01
018	9901	PUBLIC SCHOOL SUPPORT - I	1,720.86	.00	.00	.00	.00	1,720.86
018	9902	INSERVICE - SUPERINTENDEN	11,224.52	.00	.00	.00	.00	11,224.52
018	9903	BOARD/STUDENT DEVELOPMENT	2,800.00	.00	.00	.00	.00	2,800.00
018	9904	WELLNESS FUND	502.00	.00	.00	.00	.00	502.00
018	9905	PUBLIC SCHOOL SUPPORT/STU	51,248.39	.00	.00	.00	.00	51,248.39
018	9906	COMMUNICATIONS - PUBLIC S	272.90	.00	4,100.00	.00	3,255.00	1,117.90
018	9907	STEAM - SUMMER ENRICHMENT	2,475.40	.00	.00	.00	.00	2,475.40
018	9910	MAINTENANCE DEPARTMENT	3,902.36	.00	.00	.00	.00	3,902.36
018	9914	END OF YEAR	7.13	.00	.00	.00	.00	7.13
018	9915	BIKE TO SCHOOL	803.00	.00	.00	.00	.00	803.00
018	9916	SPIRIT NIGHT	2,682.98	.00	1,750.00	.00	.00	4,432.98
018	9919	STUDENT ART SHOW	.19	.00	250.00	.00	61.10	189.09
018	9920	TRSP FUND	2,586.25	.00	.00	.00	.00	2,586.25
018	9930	Resource Connection	1,500.00	.00	.00	.00	.00	1,500.00
019	9000	ADAMH GRANT	1,352.00	.00	6,000.00	.00	.00	7,352.00
019	9018	LOWE'S LIGHT UP GARFIELD	48.08	.00	.00	.00	.00	48.08
019	9020	RIF PROGRAM GRANT - NORTH	400.73	.00	.00	.00	.00	400.73
019	9021	JENNINGS - BLAKE - BRYNIA	.82	.00	.00	.00	.00	.82
019	9023	PUBLIC EDUCATION LEADERSH	.01	.00	.00	.00	.00	.01
019	9029	MARTHA HOLDEN JENNINGS GR	6.82	.00	.00	.00	.00	6.82
019	9030	PERFORMANCE BASED ASSESSM	79.76	.00	.00	.00	.00	79.76

Date: 4/07/21

F I N A N C I A L S U M M A R Y R E P O R T
Processing Month: March 2021
MEDINA CITY SCHOOL DISTRICT

Page: 3
(FINSUM)

Fnd	Sc	Description	Beginning Balance	MTD Revenues	FYTD Revenues	MTD Expenditures	FYTD Expenditures	Current Available Balance
019	9031	PBA FY11	256.96	.00	.00	.00	.00	256.96
019	9113	ACS-HACH CHEMISTRY GRANT	96.34	.00	.00	.00	.00	96.34
019	9121	ADAMH GRANT	.00	.00	40,888.00	.00	.00	40,888.00
019	9180	PPG INNOVATIVE CLASSROOM	15.31	.00	.00	.00	.00	15.31
019	9181	FIRST ENERGY GRANT	.16	.00	.00	.00	.00	.16
019	9213	VIDEO CLUB GRANT - MHS	2.82	.00	.00	.00	.00	2.82
019	9221	TRANSITION MINI-GRANT	.00	.00	.00	139.90	139.90	139.90-
019	9301	PPG GRANT - ROBOTICS	.00	.00	1,000.00	.00	.00	1,000.00
019	9313	JENNINGS - NORTHROP - MIL	13.86	.00	.00	.00	.00	13.86
019	9413	3M AND OTHER GRANT	152.03	.00	.00	.00	.00	152.03
019	9513	NEA STUDENT ACHIEVEMENT G	191.88	.00	.00	.00	.00	191.88
019	9715	FUEL UP - BLAKE	23.82	.00	.00	.00	.00	23.82
019	9920	MARTHA HOLDEN JENNINGS SU	1,000.00	.00	.00	.00	.00	1,000.00
020	9001	TRANSPORTATION ENTERPRISE	84,896.61	1,047.11	12,173.24	49.99	19,880.42	77,189.43
022	9000	Unclaimed funds	42,883.91	.00	5,829.86	.00	1,723.11	46,990.66
022	9093	DIVERSION PROGRAM FED MON	1,000.00	.00	.00	.00	.00	1,000.00
022	9094	DIVERSION PROGRAM - FED.	1,000.00	.00	.00	.00	.00	1,000.00
022	9300	OH HIGH SCHOOL ATH ASSOC	1,271.56	5,844.00	12,844.00	.00	7,165.01	6,950.55
024	9001	MEDICAL AND DRUG/SELF INS	7,017,658.96	766,686.93	6,913,596.21	713,157.02	7,436,064.10	6,495,191.07
024	9002	DENTAL SELF INSURANCE FUN	497,085.90	56,440.15	504,796.32	68,295.25	471,554.47	530,327.75
024	9094	FLEX PRO	67,630.32	19,619.34	127,303.53	17,843.12	147,175.59	47,758.26
027	0000	WORKMANS COMP.-SELF INS	304,411.27	21,148.70	213,133.94	24,913.37	138,261.96	379,283.25
071	9013	LOCAL SALES TAX PERMANENT	3,491,568.70	.00	2,621,465.59	11,830.95	2,937,903.32	3,175,130.97
200	9110	GARFIELD STUDENT COUNCIL/	622.97	.72	8.85	.00	.00	631.82
200	9121	ELLA CANAVAN STUDENT COUN	1,329.68	1.53	18.89	.00	.00	1,348.57
200	9134	FENN STUDENT BUSINESS	9.36	.01	.13	.00	.00	9.49
200	9140	STUDENT COUNCIL - HERITAG	162.69	.19	2.31	.00	.00	165.00
200	9184	NORTHROP ELEMENTARY STUDE	52.06	.06	.74	.00	.00	52.80
200	9185	K-KIDS KIWANIS ACTIVITY C	10,297.63	12.04	325.43	.00	.00	10,623.06
200	9202	CLAGGETT MIDDLE SCH. STUD	537.70	.38	6.38	.00	207.73	336.35
200	9204	CLAGGETT MIDDLE SCHOOL CH	522.77	.60	7.43	.00	.00	530.20
200	9205	CLAGGETT MIDDLE SCH. BUIL	3,443.96	3.96	48.90	.00	.00	3,492.86
200	9209	CLAGGETT MIDDLE SCHOOL DR	26,610.89	30.59	377.79	.00	.00	26,988.68
200	9252	CHEERLEADERS - ROOT M.S.	44.63	.05	.62	.00	.00	45.25
200	9253	BUILDERS' CLUB - ROOT M.S	4,637.36	5.33	65.82	.00	.00	4,703.18
200	9254	HONORS ACADEMY - ROOT	3,978.61	4.13	52.70	.00	385.00	3,646.31
200	9256	DRAMA CLUB - ROOT M.S.	7,253.12	8.35	109.79	.00	.00	7,362.91
200	9258	STUDENT COUNCIL - ROOT M.	4,533.23	5.31	148.17	.00	.00	4,681.40
200	9301	YOUNG AMERICANS FOR FREED	53.05	.00	.21	.00	53.05	.21
200	9302	ART CLUB	609.68	.70	8.65	.00	.00	618.33
200	9303	CULTURAL EXPLORATION	196.07	.23	2.79	.00	.00	198.86
200	9304	CAREER ASSOCIATION	.37	.00	.00	.00	.00	.37
200	9305	CHEMCLUB	1,566.46	.00	2.15	.00	1,566.46	2.15
200	9307	VOCAL	35,561.35	1,640.40	2,403.73	2,000.00	9,381.82	28,583.26
200	9309	IMPROV CLUB	575.96	.66	8.16	.00	.00	584.12
200	9310	DELTA EPSILON PHI - NAT'L	.45	.00	.00	.00	.00	.45

F I N A N C I A L S U M M A R Y R E P O R T
Processing Month: March 2021
MEDINA CITY SCHOOL DISTRICT

Fnd	Scc	Description	Beginning Balance	MTD Revenues	FYTD Revenues	MTD Expenditures	FYTD Expenditures	Current Available Balance
200	9312	DRAMA CLUB	30,094.48	31.51	422.63	2,118.95	2,717.79	27,799.32
200	9314	MEDINA OUTDOORS CLUB	171.25	.20	2.43	.00	.00	173.68
200	9315	FELLOWSHIP OF CHRISTIAN A	336.26	.39	4.78	.00	.00	341.04
200	9318	GIRLS LEADERSHIP CLUB	7,024.46	8.08	99.72	.00	.00	7,124.18
200	9321	KEY CLUB	60,791.56	299.99	615.30	2,360.00	3,187.79	58,219.07
200	9323	MEDINAMITE	1,703.56	1.96	24.17	.00	.00	1,727.73
200	9324	MEDINIAN	52,103.20	852.69	8,170.83	.00	555.44	59,718.59
200	9325	MHS BAND	12,888.22	.00	386.44	558.99	2,416.72	10,857.94
200	9326	NATIONAL HONOR SOCIETY	10,312.36	13.88	1,929.87	.00	.00	12,242.23
200	9327	ORCHESTRA	30,625.95	34.90	454.36	.00	295.00	30,785.31
200	9330	SCIENCE OLYMPIAD CLUB	2,175.10	1.56	64.98-	.00	732.94	1,377.18
200	9331	SKI CLUB	3.20	.00	.03	.00	.00	3.23
200	9332	SPANISH CLUB	12,453.42	14.32	176.82	.00	.00	12,630.24
200	9333	STUDENT COUNCIL	26,362.34	238.65	5,565.18	511.23	1,357.23	30,570.29
200	9335	LATIN CLUB	8,588.13	8.98	501.27-	168.00	168.00	7,918.86
200	9337	AMERICAN SIGN LANGUAGE CL	300.37	.35	4.26	.00	.00	304.63
200	9339	SPEECH/DEBATE CLUB	19,527.29	127.19-	3,190.00	285.00	2,595.99	20,121.30
200	9340	STUDENT'S H.O.P.E.	1,366.94	16.32	759.15	.00	82.90	2,043.19
200	9346	PENGUIN BOWL/NOSB	119.26	.14	1.69	.00	.00	120.95
200	9350	TECHNOLOGY CLUB	556.42	.64	7.89	.00	.00	564.31
200	9352	VIDEO CLUB - SR HI	6,222.64	26.91	106.90	.00	234.49	6,095.05
200	9353	CHINESE CLUB	996.06	1.15	14.15	.00	.00	1,010.21
200	9355	GENDER AND SEXUALITY ALLI	1,457.43	1.68	20.70	.00	.00	1,478.13
200	9380	V O F T	17,788.89	20.45	252.54	.00	.00	18,041.43
200	9419	CLASS OF 2019	2,320.01	.00	.00	.00	2,320.01	.00
200	9420	CLASS OF 2020	11,143.05	10.69	157.08	.00	1,871.99	9,428.14
200	9421	CLASS OF 2021	11,543.71	3.85	2,973.86	40.25	11,117.73	3,399.84
200	9422	CLASS OF 2022	3,689.42	11.35	6,358.58	36.29	36.29	10,011.71
200	9423	CLASS OF 2023	1,720.31	1.94	24.38	29.89	29.89	1,714.80
200	9999	GENERIC STUDENT ACTIV. FD	.01	.00	.00	.00	.00	.01
300	0000	ATHLETIC FUND	150,645.13	6,030.16	196,666.10	24,454.62-	184,255.83	163,055.40
300	9110	GARFIELD FIELD TRIPS	5,775.49	.00	.00	.00	515.92-	6,291.41
300	9121	WORLD WATCHER'S CLUB	7,362.04	.00	.00	.00	.00	7,362.04
300	9140	HERITAGE FIELD TRIPS	88.71	.00	.00	.00	.00	88.71
300	9160	BLAKE FIELD TRIPS	488.58	.00	.00	.00	.00	488.58
300	9170	WAITE FIELD TRIPS	687.67	.00	.00	.00	.00	687.67
300	9180	NORTHROP FIELD TRIPS	1,367.85	.00	.00	.00	.00	1,367.85
300	9201	CLAGGETT MIDDLE SCH. BAND	26,594.07	.00	.00	521.78	1,205.89	25,388.18
300	9202	CLAGGETT MIDDLE SCH. ORCH	258.00	.00	.00	.00	.00	258.00
300	9203	CLAGGETT MIDDLE SCHOOL LI	370.00	.00	.00	.00	.00	370.00
300	9204	CLAGGETT M.S. CHOIR FUND	634.10	.00	.00	.00	.00	634.10
300	9208	CLAGGETT - 6TH GRADE TRIP	1,818.89	14.37-	1,818.89-	.00	.00	.00
300	9250	ROOT M.S. BAND FUND	12,565.31	.00	.00	.00	313.86	12,251.45
300	9251	ROOT M.S. ORCHESTRA FUND	1,246.65	.00	.00	.00	.00	1,246.65
300	9252	ROOT M.S. CHOIR FUND	3,270.15	.00	.00	.00	.00	3,270.15
300	9253	ROOT M.S. BEEHIVE	1,535.40	.00	.00	.00	.00	1,535.40

Date: 4/07/21

F I N A N C I A L S U M M A R Y R E P O R T
Processing Month: March 2021
MEDINA CITY SCHOOL DISTRICT

Page: 5
(FINSUM)

Fnd	Sc	Description	Beginning Balance	MTD Revenues	FYTD Revenues	MTD Expenditures	FYTD Expenditures	Current Available Balance
300	9258	ROOT - DISTRICT SUPERVISE	249.08	1,118.00-	95.08-	.00	.00	154.00
300	9301	BOWLING CLUB	2,187.15	500.00	4,000.00	.00	1,910.99	4,276.16
300	9302	MENS VOLLEYBALL	6,566.06	900.00	900.00	.00	.00	7,466.06
300	9303	HUDDLE/SHUDDLE	2,584.01	.00	.00	.00	765.45	1,818.56
300	9304	LINK CREW	2,729.45	.00	10.50	.00	1,501.00	1,238.95
300	9313	MUSICAL	13,930.73	.00	.00	.00	50.00	13,880.73
300	9325	MHS BAND TRIP	7,171.20	.00	.00	.00	.00	7,171.20
300	9334	BEEHIVE CAFE	20,283.09	.00	.00	.00	838.87	19,444.22
300	9390	GLOBAL TRIPS	3,166.00	.00	380.00-	.00	.00	2,786.00
300	9410	SPARKLE CHEERLEADING	2,013.29	.00	.00	.00	.00	2,013.29
401	9010	AUXILIARY FUNDS/ST FRANCI	109,164.41	.00	379.96	.00	109,544.37	.00
401	9011	AUXILIARY FUNDS/ST FRANCI	.00	247.33	404,139.86	32,984.17	185,949.13	218,190.73
401	9017	AUXILIARY FUNDS/ST FRANCI	37.41	.00	.00	.00	.00	37.41
401	9020	AUX FUNDS NURTURY	13,815.34	.00	29.18	.00	13,844.52	.00
401	9021	AUX FUNDS NURTURY	.00	19.71	21,496.28	1,320.00	4,105.90	17,390.38
401	9027	AUX FUNDS NURTURY	72.90	.00	.00	.00	.00	72.90
401	9030	AUX FUNDS MCA	44,480.08	.00	62.73	.00	44,542.81	.00
401	9031	AUX FUNDS MCA	.00	162.59	300,280.35	11,717.59	156,848.63	143,431.72
401	9041	AUX FUNDS KIDS COUNTRY	.00	6.23	8,368.03	1,390.43	2,875.06	5,492.97
401	9066	SM WONDERS	1,644.12	.00	.00	.00	.00	1,644.12
432	9097	MANAGE. INFO. SYS. FUND	.80	.00	.00	.00	.00	.80
450	9008	SCHOOLNET PLUS FY2008: GR	1.00	.00	.00	.00	.00	1.00
451	9010	CONNECTIVITY	19,800.00	.00	.00	.00	.00	19,800.00
451	9011	CONNECTIVITY	.00	9,900.00	19,800.00	.00	.00	19,800.00
451	9013	CONNECTIVITY 2013	800.00	.00	.00	.00	.00	800.00
451	9018	CONNECTIVITY FY18	564.00	.00	.00	.00	.00	564.00
451	9019	CONNECTIVITY	120.00	.00	.00	.00	.00	120.00
452	9008	SCHOOLNET PROFESSIONAL DE	66.15	.00	.00	.00	.00	66.15
467	9020	FOUNDATION - STUDENT WELL	200,259.08	.00	.00	20,555.19	177,328.60	22,930.48
467	9021	FOUNDATION - STUDENT WELL	.00	.00	505,042.08	92.43	2,950.35	502,091.73
499	9012	INTERN PSYCH FY12	45.81	.00	.00	.00	.00	45.81
499	9013	INTERN PSYCH FY13	39.97	.00	.00	.00	.00	39.97
499	9019	SCHOOL SAFETY	29,679.80	.00	.00	6,531.13	6,531.13	23,148.67
499	9024	LOCAL GOVERNMENT INNOVATI	7,750.00	.00	.00	.00	.00	7,750.00
499	9039	INTERN PSYCHOLOGIST GRANT	2.20	.00	.00	.00	.00	2.20
499	9112	E-TECH BLENDED LEARNING G	321.71	.00	.00	.00	.00	321.71
506	9014	RESIDENT EDUCATOR GRANT	950.00	.00	.00	.00	.00	950.00
507	9021	ESSER	.00	.00	.00	239,287.80	397,450.45	397,450.45-
510	9021	COVID RELIEF FUND	.00	.00	316,896.57	.00	317,467.89	571.32-
516	9015	TITLE VI-B	2,690.82	.00	.00	.00	.00	2,690.82
516	9016	TITLE VI-B	229.90	.00	.00	.00	.00	229.90
516	9020	TITLE VI-B	36,321.49	.00	257,046.60	.00	293,368.09	.00
516	9021	TITLE VI-B	.00	.00	517,860.58	114,969.76	909,040.35	391,179.77-
551	9120	TITLE III LEP	13,577.45	.00	.00	.00	10,785.37	2,792.08
551	9121	TITLE III LEP	.00	.00	.00	212.20-	212.20-	212.20
572	9020	TITLE I	69.62	.00	104,655.70	.00	104,725.32	.00

Date: 4/07/21

F I N A N C I A L S U M M A R Y R E P O R T
Processing Month: March 2021
MEDINA CITY SCHOOL DISTRICT

Page: 6
(FINSUM)

Fnd	Scc	Description	Beginning Balance	MTD Revenues	FYTD Revenues	MTD Expenditures	FYTD Expenditures	Current Available Balance
572	9021	TITLE I	.00	.00	175,414.59	37,567.80	325,557.89	150,143.30-
572	9116	TITLE I-D	2.83	.00	.00	.00	.00	2.83
572	9120	TITLE I-D	6,242.82	.00	20,402.67	.00	26,645.49	.00
572	9121	TITLE I-D	.00	.00	7,784.96	1,910.29	35,934.13	28,149.17-
572	9221	TITLE I - EOEC	.00	.00	.00	10,107.88-	.00	.00
587	9020	PRESCHOOL	685.03	.00	2,014.97	.00	2,700.00	.00
587	9021	PRESCHOOL	.00	.00	13,398.25	4,264.61	29,186.41	15,788.16-
587	9121	6B RESTORATION	.00	.00	.00	126.62	1,978.14	1,978.14-
590	9020	TITLE II-A	37,260.68	.00	24,775.17	.00	62,035.85	.00
590	9021	TITLE II-A	.00	.00	30,498.47	2,877.00	38,342.76	7,844.29-
599	9020	TITLE IV-A STUDENT SUPPOR	8,839.72	.00	3,374.54	.00	12,214.26	.00
599	9021	TITLE IV-A STUDENT SUPPOR	.00	.00	5,386.19	3,128.07	11,771.68	6,385.49-
		Grand Total All Funds	73,606,972.04	8,993,953.50	92479,025.72	8,051,359.53	85715,059.48	80370,938.28
		Total Invested Funds	.00					

Date: 4/07/2021

C H E C K R E G I S T E R
Processing Month: March 2021
MEDINA CITY SCHOOL DISTRICT

Page: 1
(CHKREG)

Check#	Check Date	Org Sta	Vendor Paid	Check Amount	Status Date
009440	03/01/2021	M/M	MEMO - MEDICAL MUTUAL	63,490.67	
009441	03/01/2021	M/M	MEMO - MEDICAL MUTUAL	107,200.11	
009442	03/03/2021	M/M	GORDON FOOD SERVICE	7,422.21	
009443	03/08/2021	M/M	MEMO - MEDICAL MUTUAL	147,341.35	
009444	03/09/2021	M/M	MEMO-CAPITAL ONE	21,624.24	
009445	03/12/2021	M/M	MEMO MET LIFE INSURANCE	4,896.39	
009446	03/11/2021	M/M	MEMO MET LIFE INSURANCE	3,546.20	
009447	03/10/2021	M/M	GORDON FOOD SERVICE	6,168.44	
009448	03/16/2021	M/M	MEMO - MEDICAL MUTUAL	139,605.99	
009449	03/12/2021	M/M	MEMO --S T R S	84,917.84	
009450	03/12/2021	M/M	MEMO --S E R S	4,265.32	
009451	03/12/2021	M/M	MEMO -MEDINA CITY SCHOOLS	332,285.23	
009452	03/12/2021	M/M	MEMO - HUNTINGTON NAT'L BANK	30,996.88	
009453	03/12/2021	M/M	MEMO - BUREAU WORK COMP	10,481.78	
009454	03/15/2021	T/T	MEMO -MEDINA CITY SCHOOLS	1,452.63	
009455	03/12/2021	M/M	OHIO DEPT OF ED - MEMO CK	148,781.82	
009456	03/17/2021	M/M	GORDON FOOD SERVICE	5,473.60	
009457	03/22/2021	M/M	MEMO - MEDICAL MUTUAL	158,417.29	
009458	03/24/2021	M/M	GORDON FOOD SERVICE	8,089.09	
009459	03/26/2021	M/M	OHIO DEPT OF ED - MEMO CK	169,232.88	
009460	03/26/2021	M/M	MEMO --S T R S	85,816.74	
009461	03/26/2021	M/M	MEMO --S E R S	4,265.32	
009462	03/26/2021	M/M	MEMO -MEDINA CITY SCHOOLS	333,008.26	
009463	03/26/2021	M/M	MEMO - HUNTINGTON NAT'L BANK	31,549.16	
009464	03/26/2021	M/M	MEMO - BUREAU WORK COMP	10,666.92	
009465	03/30/2021	M/M	MEMO - MEDICAL MUTUAL	97,101.61	
009466	03/31/2021	M/M	STRS	542,336.00	
009467	03/31/2021	M/M	SERS - MEMO	156,441.93	
009468	03/25/2021	M/M	SYSCO CLEVELAND INC	46,974.53	
009469	03/31/2021	M/M	MEMO - P & A ADMINISTRATIVE	17,747.12	
009470	03/31/2021	M/M	MEMO - BUREAU WORK COMP	14,518.85	
009471	03/31/2021	M/M	GORDON FOOD SERVICE	11,528.76	
009472	03/31/2021	M/M	MEMO MET LIFE INSURANCE	64,749.05	
636736	03/04/2021	W/R	A & N RESTAURANT EQUIPMENT	879.00	03/31/2021
636737	03/04/2021	W/R	ACHIEVEMENT ADVANTAGE	3,525.00	03/08/2021
636738	03/04/2021	W/R	ADLER TEAM SPORTS	48.00	03/11/2021
636739	03/04/2021	W/R	ADVANCE AUTO PARTS	30.35	03/10/2021
636740	03/04/2021	W/R	AKRON BEARING COMPANY, INC.	2,549.75	03/10/2021
636741	03/04/2021	W/R	ALBRIGHT SECURITY CENTER, INC.	15.50	03/17/2021
636742	03/04/2021	W/R	ALLIED EQUIPMENT COMPANY	418.34	03/08/2021
636743	03/04/2021	W/R	AMAZON.COM	4,459.83	03/05/2021
636744	03/04/2021	W/R	ANTHONY BELSITO	585.00	03/05/2021
636745	03/04/2021	W/R	APOLLO PEST CONTROL COMPANY	568.00	03/08/2021
636746	03/04/2021	W/R	AQUACLEAR	40.00	03/09/2021
636747	03/04/2021	W/W	ARKAY FLORALS-FLOWER GALLERY	80.00	
636748	03/04/2021	W/R	ARMSTRONG UTILITIES, INC.	59.95	03/08/2021
636749	03/04/2021	W/R	BELLEFAIRE JEWISH CHILDREN'S	21,222.02	03/08/2021
636750	03/04/2021	W/R	CENTERRA CO-OP	18,162.97	03/31/2021
636751	03/04/2021	W/R	CHRISTY MATTEY	2,111.40	03/09/2021
636752	03/04/2021	W/W	CINTAS CORPORATION	517.35	
636753	03/04/2021	W/R	CINTAS FIRST AID & SAFETY	69.23	03/08/2021
636754	03/04/2021	W/R	CLEVELAND PLUMBING	3,339.59	03/08/2021

Date: 4/07/2021

C H E C K R E G I S T E R
Processing Month: March 2021
MEDINA CITY SCHOOL DISTRICT

Page: 2
(CHKREG)

Check#	Check Date	Org Sta	Vendor Paid	Check Amount	Status Date
636755	03/04/2021	W/R	COCA COLA BOTTLING CO CSLDT	548.70	03/08/2021
636756	03/04/2021	W/R	COLUMBIA GAS OF OHIO, INC	9,770.66	03/15/2021
636757	03/04/2021	W/R	CRISIS PREVENTON INST, INC.	399.90	03/09/2021
636758	03/04/2021	W/R	CROWN TROPHY OF MEDINA	280.00	03/12/2021
636759	03/04/2021	W/R	CUMMINS INTERSTATE POWER INC	1,419.72	03/10/2021
636760	03/04/2021	W/R	DEMCO INC	138.46	03/11/2021
636761	03/04/2021	W/R	E3 GORDON STOWE	69.00	03/09/2021
636762	03/04/2021	W/W	EASY GRAPHICS CORP	402.00	
636763	03/04/2021	W/R	ELIZABETH BONDI	18.82	03/05/2021
636764	03/04/2021	W/R	ENVIRO SAFETY PRODUCTS	6.00	03/08/2021
636765	03/04/2021	W/W	FOLLETT SCHOOL SOLUTIONS INC	1,336.00	
636766	03/04/2021	W/R	FRESNO PACIFIC UNIVERSITY	460.00	03/15/2021
636767	03/04/2021	W/R	FRONTIER NORTH INC	5,725.51	03/11/2021
636768	03/04/2021	W/R	GRAINGER SUPPLY CO	1,251.13	03/09/2021
636769	03/04/2021	W/R	HAMILTON CO EDUC SERV CTR	27.00	03/09/2021
636770	03/04/2021	W/R	HARPLEY CS LLC	1,100.00	03/05/2021
636771	03/04/2021	W/R	HARRISON FORD INC	958.12	03/09/2021
636772	03/04/2021	W/R	HERSHEY CREAMERY CO	106.32	03/09/2021
636773	03/04/2021	W/R	IMPACT GROUP PUBLIC RELATIONS	6,000.00	03/18/2021
636774	03/04/2021	W/R	JANICE HENSLEY	660.00	03/09/2021
636775	03/04/2021	W/R	JENNIFER COLLINS	25.54	03/05/2021
636776	03/04/2021	W/R	JOHN WESTFALL JR	24.75	03/05/2021
636777	03/04/2021	W/R	JOSHEN PAPER & PACKAGING	574.24	03/08/2021
636778	03/04/2021	W/R	JULIE WILLIAMS	2,509.38	03/19/2021
636779	03/04/2021	W/R	KIM DIEZMAN	16.24	03/05/2021
636780	03/04/2021	W/R	LORI S KELLY	3,507.50	03/05/2021
636781	03/04/2021	W/R	MARION D LEONARD	100.00	03/05/2021
636782	03/04/2021	W/R	MARS ELECTRIC CO.	28.90	03/08/2021
636783	03/04/2021	W/R	MCGRAW-HILL SCHOOL EDU. LLC	1,218.17	03/09/2021
636784	03/04/2021	W/R	MCMASTER-CARR	18.74	03/09/2021
636785	03/04/2021	W/R	MEDINA COUNTY BOARD OF	2,743.74	03/11/2021
636786	03/04/2021	W/R	MEDINA COUNTY SANITARY	1,843.99	03/09/2021
636787	03/04/2021	W/R	MELISSA ALICE COTTAGE	306.00	03/05/2021
636788	03/04/2021	W/R	MNJ TECHNOLOGIES DIRECT INC	36,133.50	03/09/2021
636789	03/04/2021	W/R	MONTVILLE POLICE DEPARTMENT	26.00	03/10/2021
636790	03/04/2021	W/R	MORGAN AMEND	1,612.50	03/10/2021
636791	03/04/2021	W/R	MUSIC THERAPY ENRICHMENT	769.00	03/12/2021
636792	03/04/2021	W/R	NEUHAUS EDUCATION CENTER	375.00	03/08/2021
636793	03/04/2021	W/R	NICKLES BAKERY	60.31	03/09/2021
636794	03/04/2021	W/R	OASBO	1,123.00	03/09/2021
636795	03/04/2021	W/R	OHIO EDISON COMPANY	14,089.84	03/08/2021
636796	03/04/2021	W/R	ORLO AUTO PARTS INC	469.15	03/09/2021
636797	03/04/2021	W/R	OSPA-OHIO SCHOOL PSYCHOLOGISTS	120.00	03/11/2021
636798	03/04/2021	W/R	CAFETERIA-PEPSI COLA ORDERS	579.73	03/11/2021
636799	03/04/2021	W/R	PITNEY BOWES GLOBAL FINANCIAL	1,011.05	03/10/2021
636800	03/04/2021	W/R	PLAYHOUSE SQUARE FOUNDATION	150.00	03/09/2021
636801	03/04/2021	W/R	REINHARDT SUPPLY COMPANY	2,554.20	03/11/2021
636802	03/04/2021	W/W	RJ VERNAK REFRIGERATION	78.00	
636803	03/04/2021	W/R	SCHOOL SPECIALTY, INC	935.47	03/05/2021
636804	03/04/2021	W/R	SCOTT SCRIVEN LLP	1,742.00	03/09/2021
636805	03/04/2021	W/R	SHANNON FEDERINKO	36.91	03/05/2021
636806	03/04/2021	W/R	SHELLEY MACK	748.00	03/05/2021

Date: 4/07/2021

C H E C K R E G I S T E R
Processing Month: March 2021
MEDINA CITY SCHOOL DISTRICT

Page: 3
(CHKREG)

Check#	Check Date	Org Sta	Vendor Paid	Check Amount	Status Date
636807	03/04/2021	W/R	SHERWIN WILLIAMS COMPANY	129.65	03/09/2021
636808	03/04/2021	W/R	STARFALL EDUCATION FOUNDATION	270.00	03/12/2021
636809	03/04/2021	W/R	SUBURBAN SCHOOL	35,850.00	03/10/2021
636810	03/04/2021	W/R	MOVIE LICENSING USA	504.00	03/10/2021
636811	03/04/2021	W/R	TALBERT'S COMMERCIAL PRODUCTS	228.72	03/08/2021
636812	03/04/2021	W/R	TECHNOLOGY ENGINEERING	13,695.25	03/05/2021
636813	03/04/2021	W/R	AUDITOR OF STATE'S OFFICE	2,439.50	03/15/2021
636814	03/04/2021	W/R	VINSON GROUP, LLC	1,250.00	03/18/2021
636815	03/04/2021	W/R	MacGILL DISCOUNT NURSE SUPPLY	514.07	03/26/2021
636816	03/05/2021	B/B	MEGAN MERCHANT	40.25	
636817	03/05/2021	B/R	ALAN ZACCARO	18.83	03/24/2021
636818	03/05/2021	B/R	AARON HILL	330.00	03/22/2021
636819	03/05/2021	B/R	BRITTANY KRUCHAN	275.00	03/30/2021
636820	03/05/2021	B/R	HEIDI BALICKI	484.00	03/15/2021
636821	03/10/2021	B/R	JAROD COOK	54.00	03/15/2021
636822	03/10/2021	B/B	KELLY TERWILLIGER	150.00	
636823	03/10/2021	B/B	SUSAN SMIGEL	330.00	
636824	03/10/2021	B/R	KELLY BOEBEL	330.00	03/15/2021
636825	03/10/2021	B/B	LORETTA CZARNOMSKI	210.00	
636826	03/10/2021	B/R	DIXIE CASAL	125.00	03/17/2021
636827	03/11/2021	W/R	AIRGAS USA, LLC	22.37	03/18/2021
636828	03/11/2021	W/R	AIS COMMERCIAL PARTS & SERVICE	428.92	03/17/2021
636829	03/11/2021	W/R	AKRON BEARING COMPANY, INC.	131.64	03/22/2021
636830	03/11/2021	W/W	ALBRIGHT SECURITY CENTER, INC.	39.00	
636831	03/11/2021	W/W	ALICE TRAINING INSTITUTE	6,531.13	
636832	03/11/2021	W/R	ALLIED EQUIPMENT COMPANY	3,433.22	03/18/2021
636833	03/11/2021	W/R	AMAZON.COM	2,740.77	03/12/2021
636834	03/11/2021	W/R	AMERICAN CLASSICAL LEAGUE	122.00	03/19/2021
636835	03/11/2021	W/R	ANTHONY BELSITO	495.00	03/12/2021
636836	03/11/2021	W/R	APPLIED MSS	300.61	03/19/2021
636837	03/11/2021	W/R	ARMSTRONG UTILITIES, INC.	803.24	03/17/2021
636838	03/11/2021	W/R	BORDEN DAIRY	7,430.93	03/24/2021
636839	03/11/2021	W/R	BUEHLER'S MARKETS	68.22	03/18/2021
636840	03/11/2021	W/R	CAPP USA, INC.	302.67	03/18/2021
636841	03/11/2021	W/R	CDWG	1,190.50	03/22/2021
636842	03/11/2021	W/R	CENTRAL INSTRUMENT CO.	462.88	03/17/2021
636843	03/11/2021	W/R	THE MEDINA GAZETTE	259.86	03/17/2021
636844	03/11/2021	W/W	CINTAS CORPORATION	461.49	
636845	03/11/2021	W/R	CITY OF MEDINA	13,347.92	03/17/2021
636846	03/11/2021	W/R	CLEVELAND CLINIC CENTER	29,396.36	03/17/2021
636847	03/11/2021	W/R	CROWN TROPHY OF MEDINA	132.20	03/19/2021
636848	03/11/2021	W/R	DE LAGE LANDEN FINANCIAL	1,308.69	03/25/2021
636849	03/11/2021	W/R	DYSLEXIA COACH OF NJ LLC	585.00	03/18/2021
636850	03/11/2021	W/W	EDUCATION ALTERNATIVES	4,028.00	
636851	03/11/2021	W/R	ESC OF MEDINA COUNTY	137.24	03/17/2021
636852	03/11/2021	W/R	FOLLETT SCHOOL SOLUTIONS INC	525.08	03/19/2021
636853	03/11/2021	W/R	FREE SPIRIT PUBLISHING INC	218.59	03/22/2021
636854	03/11/2021	W/R	GORDON FOOD SERVICE	22.98	03/18/2021
636855	03/11/2021	W/R	HAMERAY PUBLISHING GROUP	195.86	03/29/2021
636856	03/11/2021	W/R	HATHAWAY BROWN SCHOOL	5,000.00	03/18/2021
636857	03/11/2021	W/R	HIGHLAND LOCAL SCHOOLS	1,283.75	03/18/2021
636858	03/11/2021	W/R	JOSHEN PAPER & PACKAGING	1,395.61	03/18/2021

Date: 4/07/2021

C H E C K R E G I S T E R
Processing Month: March 2021
MEDINA CITY SCHOOL DISTRICT

Page: 4
(CHKREG)

Check#	Check Date	Org Sta	Vendor Paid	Check Amount	Status Date
636859	03/11/2021	W/R	KELLY McLAREN-OLIN	35.83	03/12/2021
636860	03/11/2021	W/R	LANGUAGE LEARNING ASSOCIATES	35,505.00	03/12/2021
636861	03/11/2021	W/R	DOMINICS PIZZA & JO JO'S BAR	140.00	03/22/2021
636862	03/11/2021	W/R	MCS FOOD SERVICE DEPT.	481.39	03/15/2021
636863	03/11/2021	W/R	MEDINA CITY SCHOOLS	70,775.00	03/15/2021
636864	03/11/2021	W/R	MEDINA COUNTY HEALTH DEPT	3,490.00	03/12/2021
636865	03/11/2021	W/W	MEDINA COUNTY PORT AUTHORITY	853.00	
636866	03/11/2021	W/R	MEDINA HARDWARE, INC	244.43	03/22/2021
636867	03/11/2021	W/R	MELISSA ALICE COTTAGE	374.85	03/12/2021
636868	03/11/2021	W/R	MONTVILLE POLICE DEPARTMENT	52.00	03/22/2021
636869	03/11/2021	W/R	NICHOLS PAPER & SUPPLY CO.	28.68	03/18/2021
636870	03/11/2021	W/R	NICKLES BAKERY	113.28	03/19/2021
636871	03/11/2021	W/R	OHIO HIGH SCHOOL SPEECH LEAGUE	135.00	03/22/2021
636872	03/11/2021	W/W	OHIO JUNIOR CLASSICAL LEAGUE	46.00	
636873	03/11/2021	W/R	OHIO SCHOOLS COUNCIL- NAT GAS	12,550.00	03/23/2021
636874	03/11/2021	W/R	OTC BRANDS INC	75.55	03/19/2021
636875	03/11/2021	W/R	P & A ADMINISTRATIVE SERVICES	96.00	03/17/2021
636876	03/11/2021	W/R	CAFETERIA-PEPSI COLA ORDERS	617.15	03/22/2021
636877	03/11/2021	W/W	POINT SPRING & DRIVESHAFT CO	256.58	
636878	03/11/2021	W/R	PRAXAIR	29.23	03/19/2021
636879	03/11/2021	W/R	QUILL CORPORATION	369.20	03/24/2021
636880	03/11/2021	W/R	REALLY GOOD STUFF LLC	133.82	03/19/2021
636881	03/11/2021	W/R	SCHOOL SPECIALTY, INC	1,018.32	03/12/2021
636882	03/11/2021	W/W	PHONAK LLC	100.00	
636883	03/11/2021	W/R	SPORTSWORLD	150.50	03/26/2021
636884	03/11/2021	W/R	ST. JUDE CHILDREN'S RESEARCH	2,000.00	03/22/2021
636885	03/11/2021	W/R	STAPLES INC	23.04	03/22/2021
636886	03/11/2021	W/R	TALBERT'S COMMERCIAL PRODUCTS	173.30	03/18/2021
636887	03/11/2021	W/R	TECHNOLOGY ENGINEERING	13,812.50	03/12/2021
636888	03/11/2021	W/R	TRANSPORTATION ACCESSORIES	413.40	03/19/2021
636889	03/11/2021	W/R	VERIZON WIRELESS	83.88	03/24/2021
636890	03/11/2021	W/R	VINSON GROUP, LLC	4,000.00	03/25/2021
636891	03/11/2021	W/W	W.B. MASON CO., INC.	234.70	
636892	03/11/2021	W/R	WATERLOGIC AMERICAS LLC	59.95	03/19/2021
636893	03/11/2021	W/R	WEST MUSIC COMPANY INC	246.05	03/24/2021
636894	03/11/2021	W/R	WHITE HOUSE ARTESIAN SPRINGS	1.00	03/24/2021
636895	03/11/2021	W/R	WOLFF BROS. SUPPLY, INC.	507.86	03/17/2021
636896	03/11/2021	W/R	WOODWIND AND BRASSWIND INC	41.88	03/18/2021
636897	03/11/2021	W/R	AMAZON.COM	157.56	03/12/2021
636898	03/11/2021	W/R	ANDREA BRYAN	93.00	03/12/2021
636899	03/11/2021	W/W	ARKAY FLORALS-FLOWER GALLERY	65.00	
636900	03/11/2021	W/R	BARNES & NOBLE EDUCATION, INC	1,901.95	03/19/2021
636901	03/11/2021	W/R	BELLEFAIRE JEWISH CHILDREN'S	2,951.91	03/17/2021
636902	03/11/2021	W/W	BLICK ART MATERIALS LLC	64.16	
636903	03/11/2021	W/W	CINTAS CORPORATION	363.30	
636904	03/11/2021	W/R	DAMON INDUSTRIES INC	802.50	03/17/2021
636905	03/11/2021	W/R	INSTITUTE FOR MULTI-SENSORY	1,275.00	03/19/2021
636906	03/11/2021	W/R	JENNIFER COLLINS	14.00	03/12/2021
636907	03/11/2021	W/R	JOSHEN PAPER & PACKAGING	87.00	03/18/2021
636908	03/11/2021	W/R	JOSTENS INC	1,907.42	03/19/2021
636909	03/11/2021	W/R	MCS FOOD SERVICE DEPT.	300.22	03/15/2021
636910	03/11/2021	W/R	MEDINA GYMNASTICS ACADEMY, INC	3,000.00	03/17/2021

Date: 4/07/2021

C H E C K R E G I S T E R
Processing Month: March 2021
MEDINA CITY SCHOOL DISTRICT

Page: 5
(CHKREG)

Check#	Check Date	Org Sta	Vendor Paid	Check Amount	Status Date
636911	03/11/2021	W/R	NORTHEAST OHIO NETWORK FOR TEC	513.00	03/18/2021
636912	03/11/2021	W/R	NICHOLS PAPER & SUPPLY CO.	105.16	03/18/2021
636913	03/11/2021	W/R	OASBO	225.00	03/17/2021
636914	03/11/2021	W/R	OHIO EDISON COMPANY	34,618.15	03/17/2021
636915	03/11/2021	W/R	PITSCO INC	117.70	03/12/2021
636916	03/11/2021	W/R	SCHOOL SPECIALTY, INC	42.22	03/12/2021
636917	03/11/2021	W/R	SHERYL SCHRADER	24.22	03/12/2021
636918	03/11/2021	W/R	SPRINGBOARDS AND MORE	5,438.25	03/22/2021
636919	03/11/2021	W/W	TOM BONEZZI	2,000.00	
636920	03/11/2021	W/R	TRECA DIGITAL ACADEMY	4,820.81	03/18/2021
636921	03/11/2021	W/R	UNITED RENTALS (N AMERICA) INC	240.00	03/26/2021
636922	03/15/2021	B/R	NORTHSIDE CHRISTIAN CHURCH	3,078.00	03/24/2021
636923	03/15/2021	B/B	LISA DUBE	66.00	
636924	03/15/2021	B/R	STACY CORNETT	184.00	03/31/2021
636925	03/16/2021	B/R	MARIA OVALLE	484.00	03/31/2021
636926	03/16/2021	B/R	DIANNA ANELLO	609.00	03/24/2021
636927	03/16/2021	B/R	KATHLEEN TONDRA	489.00	03/18/2021
636928	03/16/2021	B/R	TRACY GIVELEKIAN	489.00	03/22/2021
636929	03/16/2021	B/R	KATHERINE ANDREWS	489.00	03/29/2021
636930	03/16/2021	B/R	RHONDA STONE	358.00	03/26/2021
636931	03/16/2021	B/B	COLETTE CHERCHIAN	10.00	
636932	03/16/2021	B/R	VIORICA RUMLEY	10.00	03/22/2021
636933	03/16/2021	B/R	STEPHANIE SPENCE	37.00	03/22/2021
636934	03/18/2021	W/R	ABC THERAPY, LTD	16,064.90	03/19/2021
636935	03/18/2021	W/R	AG-PRO OHIO, LLC	12.77	03/22/2021
636936	03/18/2021	W/R	AIS COMMERCIAL PARTS & SERVICE	289.00	03/22/2021
636937	03/18/2021	W/W	AKRON CHILDRENS HOSPITAL	27,532.37	
636938	03/18/2021	W/R	ALLIED EQUIPMENT COMPANY	11,204.11	03/22/2021
636939	03/18/2021	W/R	AMAZON.COM	3,341.79	03/19/2021
636940	03/18/2021	W/R	ANTHONY BELSITO	396.00	03/19/2021
636941	03/18/2021	W/W	ARKAY FLORALS-FLOWER GALLERY	50.00	
636942	03/18/2021	W/R	BORDEN DAIRY	3,445.40	03/24/2021
636943	03/18/2021	W/R	BUILDERS HARDWARE SPECITY	155.60	03/22/2021
636944	03/18/2021	W/R	CENTRAL INSTRUMENT CO.	600.20	03/22/2021
636945	03/18/2021	W/W	CINTAS CORPORATION	161.98	
636946	03/18/2021	W/R	CITY OF MEDINA	12,757.20	03/22/2021
636947	03/18/2021	W/R	CITY OF MEDINA	3,508.09	03/22/2021
636948	03/18/2021	W/R	COCA COLA BOTTLING CO CSLDT	511.70	03/23/2021
636949	03/18/2021	W/R	COLUMBIA GAS OF OHIO, INC	452.52	03/29/2021
636950	03/18/2021	W/W	CROTON CRAFT LLC	49.50	
636951	03/18/2021	W/R	CUMMINS INTERSTATE POWER INC	3,329.48	03/24/2021
636952	03/18/2021	W/R	DATA RECOGNITION CORP.	2,083.15	03/24/2021
636953	03/18/2021	W/R	EASY GRAPHICS CORP	815.00	03/23/2021
636954	03/18/2021	W/R	EDUCATIONAL SERVICE CENTER	30,515.00	03/22/2021
636955	03/18/2021	W/W	EMPIRICAL RESOLUTION INC	320.00	
636956	03/18/2021	W/R	ENTERPRISE FLEET MGMT INC.	11,830.95	03/23/2021
636957	03/18/2021	W/R	ESC OF MEDINA COUNTY	2,032.50	03/22/2021
636958	03/18/2021	W/R	FASTENAL COMPANY	2.76	03/23/2021
636959	03/18/2021	W/R	FBN SYSTEMS, INC.	700.00	03/30/2021
636960	03/18/2021	W/R	FOLLETT SCHOOL SOLUTIONS INC	307.02	03/23/2021
636961	03/18/2021	W/R	FRONTIER NORTH INC	758.48	03/25/2021
636962	03/18/2021	W/W	GCL EDUCATION SERVICES, LLC.	930.00	

Date: 4/07/2021

C H E C K R E G I S T E R
Processing Month: March 2021
MEDINA CITY SCHOOL DISTRICT

Page: 6
(CHKREG)

Check#	Check Date	Org Sta	Vendor Paid	Check Amount	Status Date
636963	03/18/2021	W/R	GOODWILL INDUSTRIES AKRON INC	3,034.50	03/19/2021
636964	03/18/2021	W/R	GORDON FOOD SERVICE	13.57	03/23/2021
636965	03/18/2021	W/W	HAMERAY PUBLISHING GROUP	12.66	
636966	03/18/2021	W/R	HOME DEPOT CREDIT SERVICES	81.55	03/22/2021
636967	03/18/2021	W/R	JOSHEN PAPER & PACKAGING	803.80	03/22/2021
636968	03/18/2021	W/R	JOSTENS INC	8.56	03/22/2021
636969	03/18/2021	W/W	LINDSAY KEAN	1,125.00	
636970	03/18/2021	W/R	LORI S KELLY	3,263.50	03/19/2021
636971	03/18/2021	W/R	LUCID SOFTWARE INC	71.40	03/29/2021
636972	03/18/2021	W/R	MASON HARPER	224.08	03/19/2021
636973	03/18/2021	W/R	MCMASTER-CARR	22.21	03/22/2021
636974	03/18/2021	W/R	MEDINA GLASS COMPANY	332.46	03/29/2021
636975	03/18/2021	W/R	MELISSA ALICE COTTAGE	382.50	03/19/2021
636976	03/18/2021	W/R	MUSIC IN MOTION	190.50	03/24/2021
636977	03/18/2021	W/R	NASCO	617.84	03/22/2021
636978	03/18/2021	W/R	NICKLES BAKERY	530.80	03/23/2021
636979	03/18/2021	W/W	OHIO ASSOC OF STUDENT LEADERS	350.00	
636980	03/18/2021	W/R	OHIO EDISON COMPANY	37,512.02	03/22/2021
636981	03/18/2021	W/R	PEARSON ASSESSMENTS	648.41	03/22/2021
636982	03/18/2021	W/R	CAFETERIA-PEPSI COLA ORDERS	719.33	03/24/2021
636983	03/18/2021	W/R	PETERS KALAIL & MARKAKIS CO	3,077.00	03/19/2021
636984	03/18/2021	W/R	PSI AFFILIATES, INC.	19,546.90	03/19/2021
636985	03/18/2021	W/R	QUILL CORPORATION	130.29	03/29/2021
636986	03/18/2021	W/R	REALLY GOOD STUFF LLC	181.40	03/22/2021
636987	03/18/2021	W/R	REBECCA GIBSON	45.16	03/19/2021
636988	03/18/2021	W/R	REINHARDT SUPPLY COMPANY	3,957.63	03/25/2021
636989	03/18/2021	W/R	ROBOTICS TECHNOLOGIES, INC	388.84	03/29/2021
636990	03/18/2021	W/R	ROWLEYS WHOLESALE	335.00	03/23/2021
636991	03/18/2021	W/R	SCHOLASTIC BOOK CLUBS, INC	26.50	03/24/2021
636992	03/18/2021	W/R	SCHOOL SPECIALTY, INC	473.68	03/19/2021
636993	03/18/2021	W/R	SENDERO THERAPIES, INC.	54,230.84	03/19/2021
636994	03/18/2021	W/R	SHERYL SCHRADER	93.22	03/19/2021
636995	03/18/2021	W/R	STANTON'S SHEET MUSIC INC	493.06	03/22/2021
636996	03/18/2021	W/R	STAPLES INC	140.85	03/29/2021
636997	03/18/2021	W/R	STARFALL EDUCATION FOUNDATION	39.36	03/26/2021
636998	03/18/2021	W/R	SUMMIT COUNTY ESC	45.00	03/25/2021
636999	03/18/2021	W/R	TALBERT'S COMMERCIAL PRODUCTS	50.15	03/24/2021
637000	03/18/2021	W/W	TES THERAPY	7,281.12	
637001	03/18/2021	W/R	WOLFF BROS. SUPPLY, INC.	203.03	03/22/2021
637002	03/18/2021	W/R	WOODSY'S MUSIC	45.00	03/25/2021
637003	03/25/2021	W/R	ACHIEVEMENT ADVANTAGE	250.00	03/29/2021
637004	03/25/2021	W/R	ADVANCE AUTO PARTS	4.40	03/31/2021
637005	03/25/2021	W/R	AIRGAS USA, LLC	35.02	03/29/2021
637006	03/25/2021	W/R	AMAZON.COM	6,632.61	03/26/2021
637007	03/25/2021	W/R	ANTHONY BELSITO	486.00	03/26/2021
637008	03/25/2021	W/R	AQUACLEAR	43.85	03/29/2021
637009	03/25/2021	W/R	ARMSTRONG UTILITIES, INC.	411.90	03/29/2021
637010	03/25/2021	W/R	ARMSTRONG CABLE	271.95	03/29/2021
637011	03/25/2021	W/R	AUSTINTOWN-FITCH HIGH SCHOOL	250.00	03/30/2021
637012	03/25/2021	W/R	AVANT ASSESSMENT LLC	318.40	03/31/2021
637013	03/25/2021	W/W	AVON LAKE HIGH SCHOOL	300.00	
637014	03/25/2021	W/R	BORDEN DAIRY	3,728.13	03/31/2021

Date: 4/07/2021

C H E C K R E G I S T E R
Processing Month: March 2021
MEDINA CITY SCHOOL DISTRICT

Page: 7
(CHKREG)

Check#	Check Date	Org Sta	Vendor Paid	Check Amount	Status Date
637015	03/25/2021	W/W	BUZZARD TOOLS LLC	12.99	
637016	03/25/2021	W/R	CATHARINE M FAFRAK	250.00	03/30/2021
637017	03/25/2021	W/W	CHUCK'S CUSTOM, LLC	254.00	
637018	03/25/2021	W/W	CINTAS CORPORATION	559.77	
637019	03/25/2021	W/R	COCA COLA BOTTLING CO CSLDT	511.20	03/29/2021
637020	03/25/2021	W/W	COLUMBIA GAS OF OHIO, INC	11,435.77	
637021	03/25/2021	W/R	MT BUSINESS TECHNOLOGIES, INC.	487.65	03/29/2021
637022	03/25/2021	W/R	DATA RECOGNITION CORP.	9,170.45	03/30/2021
637023	03/25/2021	W/R	EDUCATIONAL SERVICE CENTER	500.00	03/29/2021
637024	03/25/2021	W/R	ELYRIA HIGH SCHOOL	25.00	03/30/2021
637025	03/25/2021	W/R	EAI EDUCATION	253.29	03/31/2021
637026	03/25/2021	W/R	ESC OF MEDINA COUNTY	65,367.26	03/30/2021
637027	03/25/2021	W/W	FOLLETT SCHOOL SOLUTIONS INC	1,866.22	
637028	03/25/2021	W/R	FRONTIER NORTH INC	45.67	03/30/2021
637029	03/25/2021	W/R	GRAINGER SUPPLY CO	41.66	03/30/2021
637030	03/25/2021	W/R	HARPLEY CS LLC	1,100.00	03/26/2021
637031	03/25/2021	W/W	ICANDI GRAPHICS	636.50	
637032	03/25/2021	W/W	IMPACT GROUP PUBLIC RELATIONS	900.00	
637033	03/25/2021	W/W	INNOVATIVE SOLUTIONS	1,975.00	
637034	03/25/2021	W/W	JANICE HENSLEY	660.00	
637035	03/25/2021	W/R	JENNIFER ENGLER	98.07	03/26/2021
637036	03/25/2021	W/R	JENNIFER ULMER	75.18	03/26/2021
637037	03/25/2021	W/R	JOSHEN PAPER & PACKAGING	857.55	03/29/2021
637038	03/25/2021	W/R	LODI LUMBER CO	27.49	03/29/2021
637039	03/25/2021	W/R	MARS ELECTRIC CO.	311.49	03/31/2021
637040	03/25/2021	W/W	MEDINA COUNTY BOARD OF	4,157.49	
637041	03/25/2021	W/R	MEDINA COUNTY SPCA	300.00	03/29/2021
637042	03/25/2021	W/W	MEDINA HARDWARE, INC	138.11	
637043	03/25/2021	W/R	MELISSA ALICE COTTAGE	336.60	03/26/2021
637044	03/25/2021	W/R	MICHAEL WESNER	7,248.32	03/26/2021
637045	03/25/2021	W/R	NICKLES BAKERY	115.68	03/30/2021
637046	03/25/2021	W/R	OASBO	250.00	03/31/2021
637047	03/25/2021	W/R	OHIO GARAGE INTERIORS	1,236.00	03/30/2021
637048	03/25/2021	W/W	OHIO HISTORY CONNECTION	525.00	
637049	03/25/2021	W/W	OSPA-OHIO SCHOOL PSYCHOLOGISTS	140.00	
637050	03/25/2021	W/R	OTC BRANDS INC	62.13	03/30/2021
637051	03/25/2021	W/R	PEARSON ASSESSMENTS	1,286.01	03/30/2021
637052	03/25/2021	W/R	CAFETERIA-PEPSI COLA ORDERS	469.84	03/31/2021
637053	03/25/2021	W/W	POINT SPRING & DRIVESHAFT CO	602.70	
637054	03/25/2021	W/R	POSITIVE PROMOTIONS, INC	179.10	03/31/2021
637055	03/25/2021	W/W	US POSTAL SERVICE	79.00	
637056	03/25/2021	W/R	REDTREE INVESTMENT GROUP	1,597.31	03/26/2021
637057	03/25/2021	W/R	RODNEY WEHRLEY	62.94	03/26/2021
637058	03/25/2021	W/W	RUMPKE OF OHIO, INC	1,262.02	
637059	03/25/2021	W/R	SCHOLASTIC BOOK CLUBS, INC	39.00	03/31/2021
637060	03/25/2021	W/W	SCHOOL NUTRITION ASSOCIATION	70.00	
637061	03/25/2021	W/R	SCHOOL SPECIALTY, INC	748.07	03/26/2021
637062	03/25/2021	W/R	SCOTT SCRIVEN LLP	3,749.00	03/30/2021
637063	03/25/2021	W/R	SHERWIN WILLIAMS COMPANY	92.89	03/30/2021
637064	03/25/2021	W/W	SOAR LEARNING, INC	2,068.00	
637065	03/25/2021	W/W	SPORTSWORLD	389.00	
637066	03/25/2021	W/W	STAPLES INC	390.49	

Date: 4/07/2021

C H E C K R E G I S T E R
Processing Month: March 2021
MEDINA CITY SCHOOL DISTRICT

Page: 8
(CHKREG)

Check#	Check Date	Org Sta	Vendor Paid	Check Amount	Status Date
637067	03/25/2021	W/R	TALBERT'S COMMERCIAL PRODUCTS	303.40	03/31/2021
637068	03/25/2021	W/R	TIMBERS-KOVAR & CO	2,079.39	03/29/2021
637069	03/25/2021	W/W	TRANSPORTATION ACCESSORIES	33.94	
637070	03/25/2021	W/R	UNITED ART & EDUCATION SUPPLY	40.00	03/29/2021
637071	03/25/2021	W/R	US AWARDS INC	1,066.49	03/29/2021
637072	03/25/2021	W/R	USA CUSTOM APPAREL LLC	3,604.50	03/29/2021
637073	03/25/2021	W/R	VERIZON BUSINESS	861.82	03/29/2021
637074	03/25/2021	W/W	VOYAGER SOPRIS LEARNING, INC	383.90	
637075	03/25/2021	W/W	W.B. MASON CO., INC.	4,772.51	
637076	03/25/2021	W/R	WOLFF BROS. SUPPLY, INC.	373.42	03/29/2021
637077	03/31/2021	W/W	A & N RESTAURANT EQUIPMENT	2,466.34	
637078	03/31/2021	W/W	ADVANCE AUTO PARTS	68.03	
637079	03/31/2021	W/W	AIRGAS USA, LLC	94.39	
637080	03/31/2021	W/W	AIS COMMERCIAL PARTS & SERVICE	428.90	
637081	03/31/2021	W/W	AMAZON.COM	2,017.11	
637082	03/31/2021	W/W	ANTHONY BELSITO	396.00	
637083	03/31/2021	W/W	APPLE MOBILE LEASING, INC	10,000.00	
637084	03/31/2021	W/W	ARKAY FLORALS-FLOWER GALLERY	50.00	
637085	03/31/2021	W/W	BLICK ART MATERIALS LLC	658.31	
637086	03/31/2021	W/W	BORDEN DAIRY	2,857.54	
637087	03/31/2021	W/W	BULK BOOKSTORE	1,391.05	
637088	03/31/2021	W/W	BUZZARD TOOLS LLC	136.99	
637089	03/31/2021	W/W	CAROLINA BIOLOGICAL SUPPLY CO.	217.07	
637090	03/31/2021	W/W	CENTRAL INSTRUMENT CO.	112.39	
637091	03/31/2021	W/W	CINTAS CORPORATION	471.90	
637092	03/31/2021	W/W	CINTAS FIRST AID & SAFETY	123.49	
637093	03/31/2021	W/W	COLLEEN SMITH	40.25	
637094	03/31/2021	W/W	COLORAMICS, LLC DBA OHIO CERAM	538.80	
637095	03/31/2021	W/W	COLUMBIA GAS OF OHIO, INC	49.12	
637096	03/31/2021	W/W	CUMMINS INTERSTATE POWER INC	5,589.20	
637097	03/31/2021	W/W	DEBBIE BLASCAK	17.58	
637098	03/31/2021	W/W	DELL MARKETING LP	3,327.40	
637099	03/31/2021	W/W	EASTERN OHIO NATIONAL	150.00	
637100	03/31/2021	W/W	EASY GRAPHICS CORP	700.00	
637101	03/31/2021	W/W	FRONTIER NORTH INC	5,448.22	
637102	03/31/2021	W/W	FRONTLINE EDUCATION	13,938.58	
637103	03/31/2021	W/W	GABRIELLA SPANGLER	36.29	
637104	03/31/2021	W/W	GOPHER SPORT	125.17	
637105	03/31/2021	W/W	GORDON FOOD SERVICE	9.50	
637106	03/31/2021	W/W	GRAINGER SUPPLY CO	9.18	
637107	03/31/2021	W/W	JOSTENS INC	8.57	
637108	03/31/2021	W/W	JOY BOYLAND	29.89	
637109	03/31/2021	W/W	JULIE WILLIAMS	3,080.01	
637110	03/31/2021	W/W	LAB AIDS	251.66	
637111	03/31/2021	W/W	LODI LUMBER CO	121.60	
637112	03/31/2021	W/W	LORI S KELLY	3,507.50	
637113	03/31/2021	W/W	MARIA CIPRO	21.23	
637114	03/31/2021	W/W	MCMASTER-CARR	11.79	
637115	03/31/2021	W/W	MEDINA COUNTY SANITARY	1,887.49	
637116	03/31/2021	W/W	MEDINA HARDWARE, INC	202.29	
637117	03/31/2021	W/W	MELISSA ALICE COTTAGE	306.00	
637118	03/31/2021	W/W	MORGAN AMEND	2,119.00	

Date: 4/07/2021

C H E C K R E G I S T E R
Processing Month: March 2021
MEDINA CITY SCHOOL DISTRICTPage: 9
(CHKREG)

Check#	Check Date	Org Sta	Vendor Paid	Check Amount	Status Date
637119	03/31/2021	W/W	NICHOLAS BRANDON MACLARREN	105.00	
637120	03/31/2021	W/W	OHIO EDISON COMPANY	649.12	
637121	03/31/2021	W/W	PEARSON ASSESSMENTS	132.90	
637122	03/31/2021	W/W	CAFETERIA-PEPSI COLA ORDERS	890.35	
637123	03/31/2021	W/W	POINT SPRING & DRIVESHAFT CO	433.08	
637124	03/31/2021	W/W	QUILL CORPORATION	104.57	
637125	03/31/2021	W/W	REALLY GREAT READING COMPANY	436.80	
637126	03/31/2021	W/W	SCHOOL SPECIALTY, INC	750.44	
637127	03/31/2021	W/W	SCOTT MOATS CONSTRUCTION SERV	2,000.00	
637128	03/31/2021	W/W	SHELLEY MACK	476.00	
637129	03/31/2021	W/W	PHONAK LLC	3,163.81	
637130	03/31/2021	W/W	SPORTSWORLD	248.50	
637131	03/31/2021	W/W	STANTON'S SHEET MUSIC INC	168.43	
637132	03/31/2021	W/W	TALBERT'S COMMERCIAL PRODUCTS	8,428.77	
637133	03/31/2021	W/W	US BANK EQUIPMENT FINANCE	11,621.11	
637134	03/31/2021	W/W	WESTERN PSYCHOLOGICAL SERVICES	176.00	
942543	03/12/2021	C/C	MEMO -MEDINA CITY SCHOOLS	2,087,487.76	
942544	03/26/2021	C/C	MEMO -MEDINA CITY SCHOOLS	2,124,467.93	
Total Checks Issued				\$ 8,124,923.71	

Date: 04/07/21
Time: 3:22 pm

MEDINA CITY SCHOOL DISTRICT
Appropriation Account Summary
SORTED BY FUND-SCC

Page: 1
(APPSUM)

FYTD Appropriated	Prior FY Carryover Encumbrances	FYTD Expendable	FYTD Actual Expenditures	MTD Actual Expenditures	Current Encumbrances	FYTD Unencumbered Balance	FYTD Percent Exp/Enc
*****TOTAL FOR FUND-SCC 001 0000 (GENERAL FUND):							
78,955,213.00	977,435.17	79,932,648.17	56,510,139.16	5,761,327.91	2,694,908.81	20,727,600.20	74.07
=====							
*****TOTAL FOR FUND-SCC 002 9000 (BOND RETIREMENT - NEW ELEM/SR HIGH):							
4,296,036.50	0.00	4,296,036.50	3,678,951.79	0.00	573,143.25	43,941.46	98.98
=====							
*****TOTAL FOR FUND-SCC 002 9012 (LOCAL SALES TAX RETIREMENT OF COPS):							
1,741,187.50	0.00	1,741,187.50	1,309,243.75	0.00	428,193.75	3,750.00	99.78
=====							
*****TOTAL FOR FUND-SCC 002 9014 (CONSOLIDATION - ENERGY & TRANSP NOTES):							
337,756.25	0.00	337,756.25	328,543.74	0.00	9,212.50	0.01	100.00
=====							
*****TOTAL FOR FUND-SCC 003 9000 (PERMANENT IMPROVEMENT FUND):							
13,601.14	0.00	13,601.14	0.00	0.00	0.00	13,601.14	0.00
=====							
*****TOTAL FOR FUND-SCC 003 9001 (MEDINA CITY REC CENTER-PERMANENT IMPROV.):							
200,000.00	3,236.25	203,236.25	81,199.49	26,548.15	34,163.00	87,873.76	56.76
=====							
*****TOTAL FOR FUND-SCC 006 0000 (LUNCHROOM FUND):							
2,604,583.56	57,425.93	2,662,009.49	1,414,577.72	217,776.72	153,457.83	1,093,973.94	58.90
=====							
*****TOTAL FOR FUND-SCC 007 9004 (COLLINS SCHOLARSHIP/POST-GRADUATE):							
18,000.00	0.00	18,000.00	0.00	0.00	18,000.00	0.00	100.00
=====							
*****TOTAL FOR FUND-SCC 007 9111 (CHARLES STANGEL SCHOLARSHIP FUND):							
500.00	0.00	500.00	0.00	0.00	0.00	500.00	0.00
=====							
*****TOTAL FOR FUND-SCC 007 9333 (RIOS STUDENT LEADER SCHOLAR.):							
4,000.00	0.00	4,000.00	0.00	0.00	4,000.00	0.00	100.00
=====							

Date: 04/07/21
Time: 3:22 pm

MEDINA CITY SCHOOL DISTRICT
Appropriation Account Summary
SORTED BY FUND-SCC

Page: 2
(APPSUM)

FYTD Appropriated	Prior FY Carryover Encumbrances	FYTD Expendable	FYTD Actual Expenditures	MTD Actual Expenditures	Current Encumbrances	FYTD Unencumbered Balance	FYTD Percent Exp/Enc
*****TOTAL FOR FUND-SCC 008 9002 (KANEHL MUSIC TRUST):							
250.00	0.00	250.00	0.00	0.00	250.00	0.00	100.00
=====							
*****TOTAL FOR FUND-SCC 008 9003 (RICHARD HOFFMAN COLLINS MEMORIAL SCHOLARSHIP):							
30,000.00	0.00	30,000.00	0.00	0.00	25,000.00	5,000.00	83.33
=====							
*****TOTAL FOR FUND-SCC 008 9112 (ELAINE BUSHMAN FUND):							
400.00	0.00	400.00	0.00	0.00	400.00	0.00	100.00
=====							
*****TOTAL FOR FUND-SCC 009 9000 (STAR):							
35,912.71	0.00	35,912.71	28,068.00	0.00	0.00	7,844.71	78.16
=====							
*****TOTAL FOR FUND-SCC 009 9110 (UNIFORM SUPPLIES GARFIELD):							
6,206.00	0.00	6,206.00	4,644.51	440.80	66.22	1,495.27	75.91
=====							
*****TOTAL FOR FUND-SCC 009 9120 (UNIFORM SUPPLIES - CANAVAN):							
11,096.00	0.00	11,096.00	7,846.41	524.95	1,000.00	2,249.59	79.73
=====							
*****TOTAL FOR FUND-SCC 009 9130 (UNIFORM SUPPLIES - FENN):							
14,059.29	0.00	14,059.29	13,133.75	1,633.26	521.51	404.03	97.13
=====							
*****TOTAL FOR FUND-SCC 009 9140 (UNIFORM SUPPLIES - HERITAGE):							
10,236.00	0.00	10,236.00	6,274.21	58.34	941.66	3,020.13	70.50
=====							
*****TOTAL FOR FUND-SCC 009 9160 (UNIFORM SUPPLIES - BLAKE):							
11,422.00	0.00	11,422.00	8,153.76	446.41	2,415.44	852.80	92.53
=====							
*****TOTAL FOR FUND-SCC 009 9170 (UNIFORM SUPPLIES - RALPH WAITE ELEMENTARY):							
14,448.00	0.00	14,448.00	11,003.76	317.95	3,182.05	262.19	98.19
=====							

Date: 04/07/21
Time: 3:22 pm

MEDINA CITY SCHOOL DISTRICT
Appropriation Account Summary
SORTED BY FUND-SCC

Page: 3
(APPSUM)

FYTD Appropriated	Prior FY Carryover Encumbrances	FYTD Expendable	FYTD Actual Expenditures	MTD Actual Expenditures	Current Encumbrances	FYTD Unencumbered Balance	FYTD Percent Exp/Enc
*****TOTAL FOR FUND-SCC 009 9180 (UNIFORM SUPPLIES - ELIZA NORTHROP ELEMENTARY):							
12,418.00	0.00	12,418.00	10,921.33	0.00	65.85	1,430.82	88.48
=====							
*****TOTAL FOR FUND-SCC 009 9200 (UNIFORM SUPPLIES - CLAGGETT MIDDLE SCHOOL):							
28,210.00	0.00	28,210.00	20,788.87	1,801.32	4,669.10	2,752.03	90.24
=====							
*****TOTAL FOR FUND-SCC 009 9210 (UNIFORM SUPPLIES - A.I. ROOT MIDDLE SCHOOL):							
23,253.00	0.00	23,253.00	16,745.75	2,777.80	4,678.47	1,828.78	92.14
=====							
*****TOTAL FOR FUND-SCC 009 9300 (UNIFORM SUPPLIES - SENIOR HIGH SCHOOL):							
180,156.00	15,778.55	195,934.55	56,223.74	5,174.51	29,050.80	110,660.01	43.52
=====							
*****TOTAL FOR FUND-SCC 014 9016 (MEDINA CNTY JUV DET CNTR):							
313,822.00	0.00	313,822.00	236,608.60	24,046.75	0.00	77,213.40	75.40
=====							
*****TOTAL FOR FUND-SCC 014 9116 (EVOLVE):							
1,136,475.00	782.79	1,137,257.79	753,572.97	74,249.52	1,700.51	381,984.31	66.41
=====							
*****TOTAL FOR FUND-SCC 016 0000 (EMERGENCY LEVY):							
6,268,587.41	357,885.89	6,626,473.30	6,471,312.11	635,301.62	130,905.98	24,255.21	99.63
=====							
*****TOTAL FOR FUND-SCC 018 9000 (PUBLIC SCHOOL SUPPORT - SUPERINTENDENT):							
10.00	0.00	10.00	0.00	0.00	0.00	10.00	0.00
=====							
*****TOTAL FOR FUND-SCC 018 9110 (PRINCIPAL'S FUND - GARFIELD):							
15,600.00	0.00	15,600.00	4,965.94	645.98	446.00	10,188.06	34.69
=====							
*****TOTAL FOR FUND-SCC 018 9113 (GARFIELD MEDIA CENTER):							
2,100.00	0.00	2,100.00	0.00	0.00	0.00	2,100.00	0.00
=====							

Date: 04/07/21
Time: 3:22 pm

MEDINA CITY SCHOOL DISTRICT
Appropriation Account Summary
SORTED BY FUND-SCC

Page: 4
(APPSUM)

FYTD Appropriated	Prior FY Carryover Encumbrances	FYTD Expendable	FYTD Actual Expenditures	MTD Actual Expenditures	Current Encumbrances	FYTD Unencumbered Balance	FYTD Percent Exp/Enc
*****TOTAL FOR FUND-SCC 018 9120 (PRINCIPAL - CANAVAN):							
10,426.00	621.00	11,047.00	4,610.68	1,084.67	3,711.90	2,724.42	75.34
=====							
*****TOTAL FOR FUND-SCC 018 9123 (BOOK FAIR - CANAVAN):							
5,060.00	0.00	5,060.00	0.00	0.00	0.00	5,060.00	0.00
=====							
*****TOTAL FOR FUND-SCC 018 9130 (PRINCIPAL - FENN):							
19,000.00	0.00	19,000.00	6,684.57	385.16	4,440.30	7,875.13	58.55
=====							
*****TOTAL FOR FUND-SCC 018 9132 (FENN SCHOOL STORE):							
1,460.83	0.00	1,460.83	1,460.83	0.00	0.00	0.00	100.00
=====							
*****TOTAL FOR FUND-SCC 018 9133 (BOOK FAIR - FENN):							
150.00	0.00	150.00	34.30	0.00	50.00	65.70	56.20
=====							
*****TOTAL FOR FUND-SCC 018 9140 (PRINCIPAL'S FUND - HERITAGE):							
26,750.00	0.00	26,750.00	8,824.55	839.72	1,897.19	16,028.26	40.08
=====							
*****TOTAL FOR FUND-SCC 018 9143 (HERITAGE MEDIA CENTER):							
6,000.00	0.00	6,000.00	0.00	0.00	0.00	6,000.00	0.00
=====							
*****TOTAL FOR FUND-SCC 018 9160 (PRINCIPAL'S FUND - H G BLAKE):							
19,400.00	3,733.99	23,133.99	12,017.58	623.45	6,928.70	4,187.71	81.90
=====							
*****TOTAL FOR FUND-SCC 018 9161 (PBIS - BLAKE):							
5,000.00	0.00	5,000.00	0.00	0.00	0.00	5,000.00	0.00
=====							
*****TOTAL FOR FUND-SCC 018 9163 (BLAKE MEDIA CENTER):							
10,000.00	0.00	10,000.00	50.00	0.00	0.00	9,950.00	0.50
=====							

Date: 04/07/21
Time: 3:22 pm

MEDINA CITY SCHOOL DISTRICT
Appropriation Account Summary
SORTED BY FUND-SCC

Page: 5
(APPSUM)

FYTD Appropriated	Prior FY Carryover Encumbrances	FYTD Expendable	FYTD Actual Expenditures	MTD Actual Expenditures	Current Encumbrances	FYTD Unencumbered Balance	FYTD Percent Exp/Enc
*****TOTAL FOR FUND-SCC 018 9170 (PRINCIPALS FUND - RALPH WAITE ELEMENTARY):							
20,300.00	0.00	20,300.00	805.50	637.65	750.00	18,744.50	7.66
=====							
*****TOTAL FOR FUND-SCC 018 9171 (WAITE SCHOOL STORE):							
30.00	0.00	30.00	0.00	0.00	0.00	30.00	0.00
=====							
*****TOTAL FOR FUND-SCC 018 9173 (MEDIA CENTER RALPH WAITE ELEMENTARY):							
10,000.00	0.00	10,000.00	0.00	0.00	0.00	10,000.00	0.00
=====							
*****TOTAL FOR FUND-SCC 018 9180 (PRINCIPALS FUND ELIZA NORTHROP ELEMENTARY):							
27,100.00	0.00	27,100.00	6,981.18	147.42	2,403.22	17,715.60	34.63
=====							
*****TOTAL FOR FUND-SCC 018 9183 (MEDIA CENTER ELIZA NORTHROP ELEMENTARY):							
5,000.00	0.00	5,000.00	0.00	0.00	0.00	5,000.00	0.00
=====							
*****TOTAL FOR FUND-SCC 018 9200 (PRINCIPAL'S FUND - CLAGGETT M.S.):							
29,200.00	0.00	29,200.00	8,679.49	5,173.48	3,911.20	16,609.31	43.12
=====							
*****TOTAL FOR FUND-SCC 018 9203 (CLAGGETT M.S. MEDIA CENTER):							
3,200.00	0.00	3,200.00	78.11-	0.00	0.00	3,278.11	2.44-
=====							
*****TOTAL FOR FUND-SCC 018 9210 (PRINCIPAL'S FUND - ROOT M.S.):							
26,552.00	42.00	26,594.00	1,855.15	52.74	15,398.79	9,340.06	64.88
=====							
*****TOTAL FOR FUND-SCC 018 9211 (ROOT M.S. MEDIA CENTER):							
3,060.00	0.00	3,060.00	50.00	0.00	0.00	3,010.00	1.63
=====							
*****TOTAL FOR FUND-SCC 018 9300 (PRINCIPAL'S FUND - SENIOR HIGH):							
28,981.00	400.00	29,381.00	2,254.01	78.98	23,929.76	3,197.23	89.12
=====							

Date: 04/07/21
Time: 3:22 pm

MEDINA CITY SCHOOL DISTRICT
Appropriation Account Summary
SORTED BY FUND-SCC

Page: 6
(APPSUM)

FYTD Appropriated	Prior FY Carryover Encumbrances	FYTD Expendable	FYTD Actual Expenditures	MTD Actual Expenditures	Current Encumbrances	FYTD Unencumbered Balance	FYTD Percent Exp/Enc
*****TOTAL FOR FUND-SCC 018 9301 (MEDIA CENTER FUND):							
0.00	0.00	0.00	50.00-	0.00	0.00	50.00	0.00
=====							
*****TOTAL FOR FUND-SCC 018 9303 (PERFORMING ARTS):							
44,650.00	0.00	44,650.00	5,739.34	139.14	34,878.08	4,032.58	90.97
=====							
*****TOTAL FOR FUND-SCC 018 9304 (BUZZ):							
14,400.00	0.00	14,400.00	1,199.96	84.34	13,081.28	118.76	99.18
=====							
*****TOTAL FOR FUND-SCC 018 9306 (FEED THE BEES):							
6,000.00	1,900.17	7,900.17	2,684.50	232.62	3,456.10	1,759.57	77.73
=====							
*****TOTAL FOR FUND-SCC 018 9900 (INSERVICE - CENTRAL):							
2,221.00	0.00	2,221.00	0.00	0.00	0.00	2,221.00	0.00
=====							
*****TOTAL FOR FUND-SCC 018 9901 (PUBLIC SCHOOL SUPPORT - INSTRUCTION DEPT.):							
552.00	0.00	552.00	0.00	0.00	0.00	552.00	0.00
=====							
*****TOTAL FOR FUND-SCC 018 9902 (INSERVICE - SUPERINTENDENT):							
14,833.00	0.00	14,833.00	0.00	0.00	0.00	14,833.00	0.00
=====							
*****TOTAL FOR FUND-SCC 018 9903 (BOARD/STUDENT DEVELOPMENT):							
1,680.00	0.00	1,680.00	0.00	0.00	0.00	1,680.00	0.00
=====							
*****TOTAL FOR FUND-SCC 018 9904 (WELLNESS FUND):							
301.00	0.00	301.00	0.00	0.00	0.00	301.00	0.00
=====							
*****TOTAL FOR FUND-SCC 018 9906 (COMMUNICATIONS - PUBLIC SCHOOL SUPPORT):							
3,800.00	0.00	3,800.00	3,255.00	0.00	0.00	545.00	85.66
=====							

Date: 04/07/21
Time: 3:22 pm

MEDINA CITY SCHOOL DISTRICT
Appropriation Account Summary
SORTED BY FUND-SCC

Page: 7
(APPSUM)

FYTD Appropriated	Prior FY Carryover Encumbrances	FYTD Expendable	FYTD Actual Expenditures	MTD Actual Expenditures	Current Encumbrances	FYTD Unencumbered Balance	FYTD Percent Exp/Enc
*****TOTAL FOR FUND-SCC 018 9907 (STEAM - SUMMER ENRICHMENT):							
4,316.00	0.00	4,316.00	0.00	0.00	0.00	4,316.00	0.00
=====							
*****TOTAL FOR FUND-SCC 018 9914 (END OF YEAR):							
1,500.00	0.00	1,500.00	0.00	0.00	0.00	1,500.00	0.00
=====							
*****TOTAL FOR FUND-SCC 018 9915 (BIKE TO SCHOOL):							
1,500.00	0.00	1,500.00	0.00	0.00	0.00	1,500.00	0.00
=====							
*****TOTAL FOR FUND-SCC 018 9916 (SPIRIT NIGHT):							
2,100.00	0.00	2,100.00	0.00	0.00	0.00	2,100.00	0.00
=====							
*****TOTAL FOR FUND-SCC 018 9918 (FAMILY FIRST):							
900.00	0.00	900.00	0.00	0.00	0.00	900.00	0.00
=====							
*****TOTAL FOR FUND-SCC 018 9919 (STUDENT ART SHOW):							
300.00	0.00	300.00	61.10	0.00	238.90	0.00	100.00
=====							
*****TOTAL FOR FUND-SCC 018 9920 (TRSP FUND):							
300.00	0.00	300.00	0.00	0.00	300.00	0.00	100.00
=====							
*****TOTAL FOR FUND-SCC 018 9930 (Resource Connection):							
900.00	0.00	900.00	0.00	0.00	0.00	900.00	0.00
=====							
*****TOTAL FOR FUND-SCC 019 9000 (ADAMH GRANT):							
6,000.00	0.00	6,000.00	0.00	0.00	1,159.00	4,841.00	19.32
=====							
*****TOTAL FOR FUND-SCC 019 9121 (ADAMH GRANT):							
40,888.00	0.00	40,888.00	0.00	0.00	40,000.00	888.00	97.83
=====							

Date: 04/07/21
Time: 3:22 pm

MEDINA CITY SCHOOL DISTRICT
Appropriation Account Summary
SORTED BY FUND-SCC

Page: 8
(APPSUM)

FYTD Appropriated	Prior FY Carryover Encumbrances	FYTD Expendable	FYTD Actual Expenditures	MTD Actual Expenditures	Current Encumbrances	FYTD Unencumbered Balance	FYTD Percent Exp/Enc
*****TOTAL FOR FUND-SCC 019 9221 (TRANSITION MINI-GRANT):							
1,899.90	0.00	1,899.90	139.90	139.90	1,760.00	0.00	100.00
=====							
*****TOTAL FOR FUND-SCC 019 9301 (PPG GRANT - ROBOTICS):							
1,000.00	0.00	1,000.00	0.00	0.00	1,000.00	0.00	100.00
=====							
*****TOTAL FOR FUND-SCC 020 9001 (TRANSPORTATION ENTERPRISE):							
15,000.00	6,328.37	21,328.37	19,880.42	49.99	1,124.03	323.92	98.48
=====							
*****TOTAL FOR FUND-SCC 022 9000 (Unclaimed funds):							
10,000.00	0.00	10,000.00	1,723.11	0.00	8,276.89	0.00	100.00
=====							
*****TOTAL FOR FUND-SCC 022 9300 (OH HIGH SCHOOL ATH ASSOC FUND):							
37,500.00	0.00	37,500.00	7,165.01	0.00	0.00	30,334.99	19.11
=====							
*****TOTAL FOR FUND-SCC 024 9001 (MEDICAL AND DRUG/SELF INSURANCE FUNDS):							
9,102,203.00	0.00	9,102,203.00	7,436,064.10	713,157.02	3,512,362.79	1,846,223.89	120.28
=====							
*****TOTAL FOR FUND-SCC 024 9002 (DENTAL SELF INSURANCE FUNDS):							
680,000.00	0.00	680,000.00	471,554.47	68,295.25	170,000.00	38,445.53	94.35
=====							
*****TOTAL FOR FUND-SCC 024 9094 (FLEX PRO):							
215,363.00	410.70	215,773.70	147,175.59	17,843.12	69,087.81	489.70	100.23
=====							
*****TOTAL FOR FUND-SCC 027 0000 (WORKMANS COMP.-SELF INS):							
185,991.00	0.00	185,991.00	138,261.96	24,913.37	57,794.37	10,065.33	105.41
=====							
*****TOTAL FOR FUND-SCC 071 9013 (LOCAL SALES TAX PERMANENT IMPROVEMENTS):							
3,490,972.50	1,050,083.63	4,541,056.13	2,937,903.32	11,830.95	142,007.68	1,461,145.13	67.82
=====							

Date: 04/07/21
Time: 3:22 pm

MEDINA CITY SCHOOL DISTRICT
Appropriation Account Summary
SORTED BY FUND-SCC

Page: 9
(APPSUM)

FYTD Appropriated	Prior FY Carryover Encumbrances	FYTD Expendable	FYTD Actual Expenditures	MTD Actual Expenditures	Current Encumbrances	FYTD Unencumbered Balance	FYTD Percent Exp/Enc
*****TOTAL FOR FUND-SCC 200 9110 (GARFIELD STUDENT COUNCIL/K-KIDS CLUB):							
300.00	0.00	300.00	0.00	0.00	0.00	300.00	0.00
=====							
*****TOTAL FOR FUND-SCC 200 9111 (GARFIELD CHESS CLUB):							
200.00	0.00	200.00	0.00	0.00	0.00	200.00	0.00
=====							
*****TOTAL FOR FUND-SCC 200 9121 (ELLA CANAVAN STUDENT COUNCIL):							
234.00	0.00	234.00	0.00	0.00	200.00	34.00	85.47
=====							
*****TOTAL FOR FUND-SCC 200 9185 (K-KIDS KIWANIS ACTIVITY CLUB-NORTHROP):							
1,500.00	0.00	1,500.00	0.00	0.00	0.00	1,500.00	0.00
=====							
*****TOTAL FOR FUND-SCC 200 9202 (CLAGGETT MIDDLE SCH. STUDENT COUNCIL):							
2,186.00	0.00	2,186.00	207.73	0.00	892.00	1,086.27	50.31
=====							
*****TOTAL FOR FUND-SCC 200 9205 (CLAGGETT MIDDLE SCH. BUILDERS CLUB):							
311.00	0.00	311.00	0.00	0.00	0.00	311.00	0.00
=====							
*****TOTAL FOR FUND-SCC 200 9209 (CLAGGETT MIDDLE SCHOOL DRAMA CLUB):							
4,953.50	0.00	4,953.50	0.00	0.00	0.00	4,953.50	0.00
=====							
*****TOTAL FOR FUND-SCC 200 9253 (BUILDERS' CLUB - ROOT M.S.):							
2,000.00	0.00	2,000.00	0.00	0.00	1,700.00	300.00	85.00
=====							
*****TOTAL FOR FUND-SCC 200 9254 (HONORS ACADEMY - ROOT):							
4,000.00	0.00	4,000.00	385.00	0.00	2,000.00	1,615.00	59.63
=====							
*****TOTAL FOR FUND-SCC 200 9256 (DRAMA CLUB - ROOT M.S.):							
4,250.00	0.00	4,250.00	0.00	0.00	0.00	4,250.00	0.00
=====							

Date: 04/07/21
Time: 3:22 pm

MEDINA CITY SCHOOL DISTRICT
Appropriation Account Summary
SORTED BY FUND-SCC

Page: 10
(APPSUM)

FYTD Appropriated	Prior FY Carryover Encumbrances	FYTD Expendable	FYTD Actual Expenditures	MTD Actual Expenditures	Current Encumbrances	FYTD Unencumbered Balance	FYTD Percent Exp/Enc
*****TOTAL FOR FUND-SCC 200 9258 (STUDENT COUNCIL - ROOT M.S.):							
2,050.00	0.00	2,050.00	0.00	0.00	1,750.00	300.00	85.37
=====							
*****TOTAL FOR FUND-SCC 200 9301 (YOUNG AMERICANS FOR FREEDOM):							
55.00	0.00	55.00	53.05	0.00	0.00	1.95	96.45
=====							
*****TOTAL FOR FUND-SCC 200 9302 (ART CLUB):							
800.00	0.00	800.00	0.00	0.00	0.00	800.00	0.00
=====							
*****TOTAL FOR FUND-SCC 200 9303 (CULTURAL EXPLORATION):							
60.00	0.00	60.00	0.00	0.00	60.00	0.00	100.00
=====							
*****TOTAL FOR FUND-SCC 200 9305 (CHEMCLUB):							
1,575.00	0.00	1,575.00	1,566.46	0.00	0.00	8.54	99.46
=====							
*****TOTAL FOR FUND-SCC 200 9307 (VOCAL):							
38,000.00	0.00	38,000.00	9,381.82	2,000.00	27,005.30	1,612.88	95.76
=====							
*****TOTAL FOR FUND-SCC 200 9309 (IMPROV CLUB):							
2,700.00	0.00	2,700.00	0.00	0.00	2,700.00	0.00	100.00
=====							
*****TOTAL FOR FUND-SCC 200 9312 (DRAMA CLUB):							
17,000.00	0.00	17,000.00	2,717.79	2,118.95	0.00	14,282.21	15.99
=====							
*****TOTAL FOR FUND-SCC 200 9314 (MEDINA OUTDOORS CLUB):							
450.00	0.00	450.00	0.00	0.00	450.00	0.00	100.00
=====							
*****TOTAL FOR FUND-SCC 200 9315 (FELLOWSHIP OF CHRISTIAN ATHLETES):							
700.00	0.00	700.00	0.00	0.00	700.00	0.00	100.00
=====							

Date: 04/07/21
Time: 3:22 pm

MEDINA CITY SCHOOL DISTRICT
Appropriation Account Summary
SORTED BY FUND-SCC

Page: 11
(APPSUM)

FYTD Appropriated	Prior FY Carryover Encumbrances	FYTD Expendable	FYTD Actual Expenditures	MTD Actual Expenditures	Current Encumbrances	FYTD Unencumbered Balance	FYTD Percent Exp/Enc
*****TOTAL FOR FUND-SCC 200 9318 (GIRLS LEADERSHIP CLUB):							
3,100.00	0.00	3,100.00	0.00	0.00	3,100.00	0.00	100.00
=====							
*****TOTAL FOR FUND-SCC 200 9321 (KEY CLUB):							
10,000.00	0.00	10,000.00	3,187.79	2,360.00	6,812.21	0.00	100.00
=====							
*****TOTAL FOR FUND-SCC 200 9323 (MEDINAMITE):							
2,000.00	279.00	2,279.00	0.00	0.00	2,000.00	279.00	87.76
=====							
*****TOTAL FOR FUND-SCC 200 9324 (MEDINIAN):							
11,000.00	0.00	11,000.00	555.44	0.00	10,444.56	0.00	100.00
=====							
*****TOTAL FOR FUND-SCC 200 9325 (MHS BAND):							
23,000.00	6,721.26	29,721.26	2,416.72	558.99	14,360.29	12,944.25	56.45
=====							
*****TOTAL FOR FUND-SCC 200 9326 (NATIONAL HONOR SOCIETY):							
3,500.00	0.00	3,500.00	0.00	0.00	3,500.00	0.00	100.00
=====							
*****TOTAL FOR FUND-SCC 200 9327 (ORCHESTRA):							
3,000.00	2,305.99	5,305.99	295.00	0.00	2,705.00	2,305.99	56.54
=====							
*****TOTAL FOR FUND-SCC 200 9330 (SCIENCE OLYMPIAD CLUB):							
2,120.00	0.00	2,120.00	732.94	0.00	1,387.06	0.00	100.00
=====							
*****TOTAL FOR FUND-SCC 200 9332 (SPANISH CLUB):							
5,280.00	0.00	5,280.00	0.00	0.00	5,280.00	0.00	100.00
=====							
*****TOTAL FOR FUND-SCC 200 9333 (STUDENT COUNCIL):							
60,000.00	0.00	60,000.00	1,357.23	511.23	57,237.77	1,405.00	97.66
=====							

Date: 04/07/21
Time: 3:22 pm

MEDINA CITY SCHOOL DISTRICT
Appropriation Account Summary
SORTED BY FUND-SCC

Page: 12
(APPSUM)

FYTD Appropriated	Prior FY Carryover Encumbrances	FYTD Expendable	FYTD Actual Expenditures	MTD Actual Expenditures	Current Encumbrances	FYTD Unencumbered Balance	FYTD Percent Exp/Enc
*****TOTAL FOR FUND-SCC 200 9335 (LATIN CLUB):							
5,500.00	0.00	5,500.00	168.00	168.00	5,332.00	0.00	100.00
=====							
*****TOTAL FOR FUND-SCC 200 9337 (AMERICAN SIGN LANGUAGE CLUB):							
150.00	0.00	150.00	0.00	0.00	150.00	0.00	100.00
=====							
*****TOTAL FOR FUND-SCC 200 9339 (SPEECH/DEBATE CLUB):							
28,500.00	0.00	28,500.00	2,595.99	285.00	25,904.00	0.01	100.00
=====							
*****TOTAL FOR FUND-SCC 200 9340 (STUDENT'S H.O.P.E.):							
1,000.00	0.00	1,000.00	82.90	0.00	974.60	57.50-	105.75
=====							
*****TOTAL FOR FUND-SCC 200 9346 (PENGUIN BOWL/NOSB):							
500.00	0.00	500.00	0.00	0.00	500.00	0.00	100.00
=====							
*****TOTAL FOR FUND-SCC 200 9350 (TECHNOLOGY CLUB):							
1,800.00	0.00	1,800.00	0.00	0.00	1,800.00	0.00	100.00
=====							
*****TOTAL FOR FUND-SCC 200 9352 (VIDEO CLUB - SR HI):							
6,000.00	0.00	6,000.00	234.49	0.00	5,765.51	0.00	100.00
=====							
*****TOTAL FOR FUND-SCC 200 9353 (CHINESE CLUB):							
500.00	0.00	500.00	0.00	0.00	500.00	0.00	100.00
=====							
*****TOTAL FOR FUND-SCC 200 9355 (GENDER AND SEXUALITY ALLIANCE):							
800.00	0.00	800.00	0.00	0.00	800.00	0.00	100.00
=====							
*****TOTAL FOR FUND-SCC 200 9380 (V O F T):							
10,000.00	0.00	10,000.00	0.00	0.00	10,000.00	0.00	100.00
=====							

Date: 04/07/21
Time: 3:22 pm

MEDINA CITY SCHOOL DISTRICT
Appropriation Account Summary
SORTED BY FUND-SCC

Page: 13
(APPSUM)

FYTD Appropriated	Prior FY Carryover Encumbrances	FYTD Expendable	FYTD Actual Expenditures	MTD Actual Expenditures	Current Encumbrances	FYTD Unencumbered Balance	FYTD Percent Exp/Enc
*****TOTAL FOR FUND-SCC 200 9419 (CLASS OF 2019):							
2,247.55	2,247.55	4,495.10	2,320.01	0.00	0.00	2,175.09	51.61
=====							
*****TOTAL FOR FUND-SCC 200 9420 (CLASS OF 2020):							
11,113.24	0.00	11,113.24	1,871.99	0.00	9,241.25	0.00	100.00
=====							
*****TOTAL FOR FUND-SCC 200 9421 (CLASS OF 2021):							
20,000.00	0.00	20,000.00	11,117.73	40.25	3,379.23	5,503.04	72.48
=====							
*****TOTAL FOR FUND-SCC 200 9422 (CLASS OF 2022):							
48,000.00	0.00	48,000.00	36.29	36.29	47,963.71	0.00	100.00
=====							
*****TOTAL FOR FUND-SCC 200 9423 (CLASS OF 2023):							
4,800.00	0.00	4,800.00	29.89	29.89	4,770.11	0.00	100.00
=====							
*****TOTAL FOR FUND-SCC 200 9424 (CLASS OF 2024):							
1,800.00	0.00	1,800.00	0.00	0.00	0.00	1,800.00	0.00
=====							
*****TOTAL FOR FUND-SCC 300 0000 (ATHLETIC FUND):							
386,101.00	10,519.89	396,620.89	184,255.83	24,454.62-	76,805.01	135,560.05	65.82
=====							
*****TOTAL FOR FUND-SCC 300 9110 (GARFIELD FIELD TRIPS):							
8,600.00	0.00	8,600.00	515.92-	0.00	0.00	9,115.92	6.00-
=====							
*****TOTAL FOR FUND-SCC 300 9120 (CANAVAN FIELD TRIP):							
6,966.00	0.00	6,966.00	0.00	0.00	0.00	6,966.00	0.00
=====							
*****TOTAL FOR FUND-SCC 300 9140 (HERITAGE FIELD TRIPS):							
4,537.00	0.00	4,537.00	0.00	0.00	0.00	4,537.00	0.00
=====							

Date: 04/07/21
Time: 3:22 pm

MEDINA CITY SCHOOL DISTRICT
Appropriation Account Summary
SORTED BY FUND-SCC

Page: 14
(APPSUM)

FYTD Appropriated	Prior FY Carryover Encumbrances	FYTD Expendable	FYTD Actual Expenditures	MTD Actual Expenditures	Current Encumbrances	FYTD Unencumbered Balance	FYTD Percent Exp/Enc
*****TOTAL FOR FUND-SCC 300 9160 (BLAKE FIELD TRIPS):							
5,000.00	0.00	5,000.00	0.00	0.00	0.00	5,000.00	0.00
=====							
*****TOTAL FOR FUND-SCC 300 9180 (NORTHROP FIELD TRIPS):							
6,900.00	0.00	6,900.00	0.00	0.00	0.00	6,900.00	0.00
=====							
*****TOTAL FOR FUND-SCC 300 9201 (CLAGGETT MIDDLE SCH. BAND FUND):							
40,000.00	0.00	40,000.00	1,205.89	521.78	36,000.00	2,794.11	93.01
=====							
*****TOTAL FOR FUND-SCC 300 9250 (ROOT M.S. BAND FUND):							
21,500.00	0.00	21,500.00	313.86	0.00	17,500.00	3,686.14	82.86
=====							
*****TOTAL FOR FUND-SCC 300 9253 (ROOT M.S. BEEHIVE):							
300.00	0.00	300.00	0.00	0.00	0.00	300.00	0.00
=====							
*****TOTAL FOR FUND-SCC 300 9258 (ROOT - DISTRICT SUPERVISED ACTIVITIES):							
123,438.00	0.00	123,438.00	0.00	0.00	11,280.00	112,158.00	9.14
=====							
*****TOTAL FOR FUND-SCC 300 9301 (BOWLING CLUB):							
4,000.00	2,187.15	6,187.15	1,910.99	0.00	0.00	4,276.16	30.89
=====							
*****TOTAL FOR FUND-SCC 300 9302 (MENS VOLLEYBALL):							
7,600.00	0.00	7,600.00	0.00	0.00	7,600.00	0.00	100.00
=====							
*****TOTAL FOR FUND-SCC 300 9303 (HUDDLE/SHUDDLE):							
2,700.00	0.00	2,700.00	765.45	0.00	1,934.55	0.00	100.00
=====							
*****TOTAL FOR FUND-SCC 300 9304 (LINK CREW):							
5,250.00	0.00	5,250.00	1,501.00	0.00	3,749.00	0.00	100.00
=====							

Date: 04/07/21
Time: 3:22 pm

MEDINA CITY SCHOOL DISTRICT
Appropriation Account Summary
SORTED BY FUND-SCC

Page: 15
(APPSUM)

FYTD Appropriated	Prior FY Carryover Encumbrances	FYTD Expendable	FYTD Actual Expenditures	MTD Actual Expenditures	Current Encumbrances	FYTD Unencumbered Balance	FYTD Percent Exp/Enc
*****TOTAL FOR FUND-SCC 300 9313 (MUSICAL):							
11,300.00	0.00	11,300.00	50.00	0.00	11,150.00	100.00	99.12
=====							
*****TOTAL FOR FUND-SCC 300 9334 (BEEHIVE CAFE):							
26,500.00	6,736.54	33,236.54	838.87	0.00	3,861.13	28,536.54	14.14
=====							
*****TOTAL FOR FUND-SCC 300 9390 (GLOBAL TRIPS):							
7,500.00	0.00	7,500.00	0.00	0.00	7,500.00	0.00	100.00
=====							
*****TOTAL FOR FUND-SCC 300 9410 (SPARKLE CHEERLEADING):							
5,310.00	0.00	5,310.00	0.00	0.00	0.00	5,310.00	0.00
=====							
*****TOTAL FOR FUND-SCC 401 9010 (AUXILIARY FUNDS/ST FRANCIS):							
71,368.21	38,176.16	109,544.37	109,544.37	0.00	0.00	0.00	100.00
=====							
*****TOTAL FOR FUND-SCC 401 9011 (AUXILIARY FUNDS/ST FRANCIS):							
403,543.14	0.00	403,543.14	185,949.13	32,984.17	67,571.72	150,022.29	62.82
=====							
*****TOTAL FOR FUND-SCC 401 9020 (AUX FUNDS NURTURY):							
12,359.77	1,484.75	13,844.52	13,844.52	0.00	0.00	0.00	100.00
=====							
*****TOTAL FOR FUND-SCC 401 9021 (AUX FUNDS NURTURY):							
21,450.55	0.00	21,450.55	4,105.90	1,320.00	1,999.99	15,344.66	28.46
=====							
*****TOTAL FOR FUND-SCC 401 9030 (AUX FUNDS MCA):							
23,641.71	20,901.10	44,542.81	44,542.81	0.00	0.00	0.00	100.00
=====							
*****TOTAL FOR FUND-SCC 401 9031 (AUX FUNDS MCA):							
299,901.96	0.00	299,901.96	156,848.63	11,717.59	21,256.55	121,796.78	59.39
=====							

Date: 04/07/21
Time: 3:22 pm

MEDINA CITY SCHOOL DISTRICT
Appropriation Account Summary
SORTED BY FUND-SCC

Page: 16
(APPSUM)

FYTD Appropriated	Prior FY Carryover Encumbrances	FYTD Expendable	FYTD Actual Expenditures	MTD Actual Expenditures	Current Encumbrances	FYTD Unencumbered Balance	FYTD Percent Exp/Enc
*****TOTAL FOR FUND-SCC 401 9041 (AUX FUNDS KIDS COUNTRY):							
8,352.22	0.00	8,352.22	2,875.06	1,390.43	0.00	5,477.16	34.42
=====							
*****TOTAL FOR FUND-SCC 467 9020 (FOUNDATION - STUDENT WELLNESS AND SUCCESS):							
200,259.08	0.00	200,259.08	177,328.60	20,555.19	0.00	22,930.48	88.55
=====							
*****TOTAL FOR FUND-SCC 467 9021 (FOUNDATION - STUDENT WELLNESS AND SUCCESS):							
438,502.90	0.00	438,502.90	2,950.35	92.43	4,049.65	431,502.90	1.60
=====							
*****TOTAL FOR FUND-SCC 499 9019 (SCHOOL SAFETY):							
29,679.80	0.00	29,679.80	6,531.13	6,531.13	0.00	23,148.67	22.01
=====							
*****TOTAL FOR FUND-SCC 507 9021 (ESSER):							
407,347.65	0.00	407,347.65	397,450.45	239,287.80	0.00	9,897.20	97.57
=====							
*****TOTAL FOR FUND-SCC 510 9021 (COVID RELIEF FUND):							
317,467.89	0.00	317,467.89	317,467.89	0.00	0.00	0.00	100.00
=====							
*****TOTAL FOR FUND-SCC 510 9121 (CORONAVIRUS RELIEF FUND - COUNTY):							
4,950.00	0.00	4,950.00	0.00	0.00	0.00	4,950.00	0.00
=====							
*****TOTAL FOR FUND-SCC 516 9020 (TITLE VI-B):							
266,938.98	26,429.11	293,368.09	293,368.09	0.00	0.00	0.00	100.00
=====							
*****TOTAL FOR FUND-SCC 516 9021 (TITLE VI-B):							
1,500,702.71	0.00	1,500,702.71	909,040.35	114,969.76	37,973.25	553,689.11	63.10
=====							
*****TOTAL FOR FUND-SCC 551 9120 (TITLE III LEP):							
8,658.32	2,127.05	10,785.37	10,785.37	0.00	0.00	0.00	100.00
=====							

Date: 04/07/21
Time: 3:22 pm

MEDINA CITY SCHOOL DISTRICT
Appropriation Account Summary
SORTED BY FUND-SCC

Page: 17
(APPSUM)

FYTD Appropriated	Prior FY Carryover Encumbrances	FYTD Expendable	FYTD Actual Expenditures	MTD Actual Expenditures	Current Encumbrances	FYTD Unencumbered Balance	FYTD Percent Exp/Enc
*****TOTAL FOR FUND-SCC 551 9121 (TITLE III LEP):							
10,038.58	0.00	10,038.58	212.20-	212.20-	2,000.00	8,250.78	17.81
=====							
*****TOTAL FOR FUND-SCC 572 9020 (TITLE I):							
110,543.82	0.00	110,543.82	104,725.32	0.00	0.00	5,818.50	94.74
=====							
*****TOTAL FOR FUND-SCC 572 9021 (TITLE I):							
514,052.92	0.00	514,052.92	325,557.89	37,567.80	1,605.52	186,889.51	63.64
=====							
*****TOTAL FOR FUND-SCC 572 9120 (TITLE I-D):							
24,053.58	3,255.00	27,308.58	26,645.49	0.00	0.00	663.09	97.57
=====							
*****TOTAL FOR FUND-SCC 572 9121 (TITLE I-D):							
207,329.62	0.00	207,329.62	35,934.13	1,910.29	6,509.89	164,885.60	20.47
=====							
*****TOTAL FOR FUND-SCC 572 9221 (TITLE I - EOEC):							
10,107.88	0.00	10,107.88	0.00	10,107.88-	0.00	10,107.88	0.00
=====							
*****TOTAL FOR FUND-SCC 587 9020 (PRESCHOOL):							
2,700.00	0.00	2,700.00	2,700.00	0.00	0.00	0.00	100.00
=====							
*****TOTAL FOR FUND-SCC 587 9021 (PRESCHOOL):							
41,166.33	0.00	41,166.33	29,186.41	4,264.61	98.36	11,881.56	71.14
=====							
*****TOTAL FOR FUND-SCC 587 9121 (6B RESTORATION):							
7,574.13	0.00	7,574.13	1,978.14	126.62	0.00	5,595.99	26.12
=====							
*****TOTAL FOR FUND-SCC 590 9020 (TITLE II-A):							
30,890.15	31,145.70	62,035.85	62,035.85	0.00	0.00	0.00	100.00
=====							

Date: 04/07/21
Time: 3:22 pm

MEDINA CITY SCHOOL DISTRICT
Appropriation Account Summary
SORTED BY FUND-SCC

Page: 18
(APPSUM)

FYTD Appropriated	Prior FY Carryover Encumbrances	FYTD Expendable	FYTD Actual Expenditures	MTD Actual Expenditures	Current Encumbrances	FYTD Unencumbered Balance	FYTD Percent Exp/Enc
*****TOTAL FOR FUND-SCC 590 9021 (TITLE II-A):							
200,786.80	0.00	200,786.80	38,342.76	2,877.00	18,091.83	144,352.21	28.11
=====							
*****TOTAL FOR FUND-SCC 599 9020 (TITLE IV-A STUDENT SUPPORT AND ACADEMIC ENR):							
5,461.56	6,752.70	12,214.26	12,214.26	0.00	0.00	0.00	100.00
=====							
*****TOTAL FOR FUND-SCC 599 9021 (TITLE IV-A STUDENT SUPPORT AND ACADEMIC ENR):							
62,690.73	0.00	62,690.73	11,771.68	3,128.07	1,908.19	49,010.86	21.82
=====							
*****GRAND TOTALS:							
116,694,337.87	2,637,333.39	119,331,671.26	85,715,059.48	8,051,359.53	8,842,129.96	24,774,481.82	79.24
=====							

GENERAL FUND-TRUE DAYS CASH

Includes Emergency Levy

