

Medina City Schools

General Fund Analysis

March 31, 2016

	2015-2016 Original Estimate (1)	Y-T-D Actual July 2015 - June 2016 (2)	Percent	Variance (3)
Beginning Balance - July 1, 2015		39,987,169.11		0.00
General Fund	32,985,704.11			
Other Funds - Emergency Levy	7,001,465.00			
Revenue	<u>75,138,607.00</u>	<u>69,265,414.31</u>	<u>92.2%</u>	<u>5,873,192.69</u>
	75,138,607.00	69,265,414.31		5,873,192.69
Expenditures	71,374,149.00	53,936,498.91	75.6%	17,437,650.09
Encumbrance	600,000.00	1,795,591.60		-1,195,591.60
	<u>71,974,149.00</u>	<u>55,732,090.51</u>		<u>16,242,058.49</u>
Ending Balance - June 30, 2016	43,151,627.11	53,520,492.91		-10,368,865.80

Original Estimate revenue, expenditure and encumbrance taken from May 2015 five-year forecast.
Includes November 2013 Emergency Levy

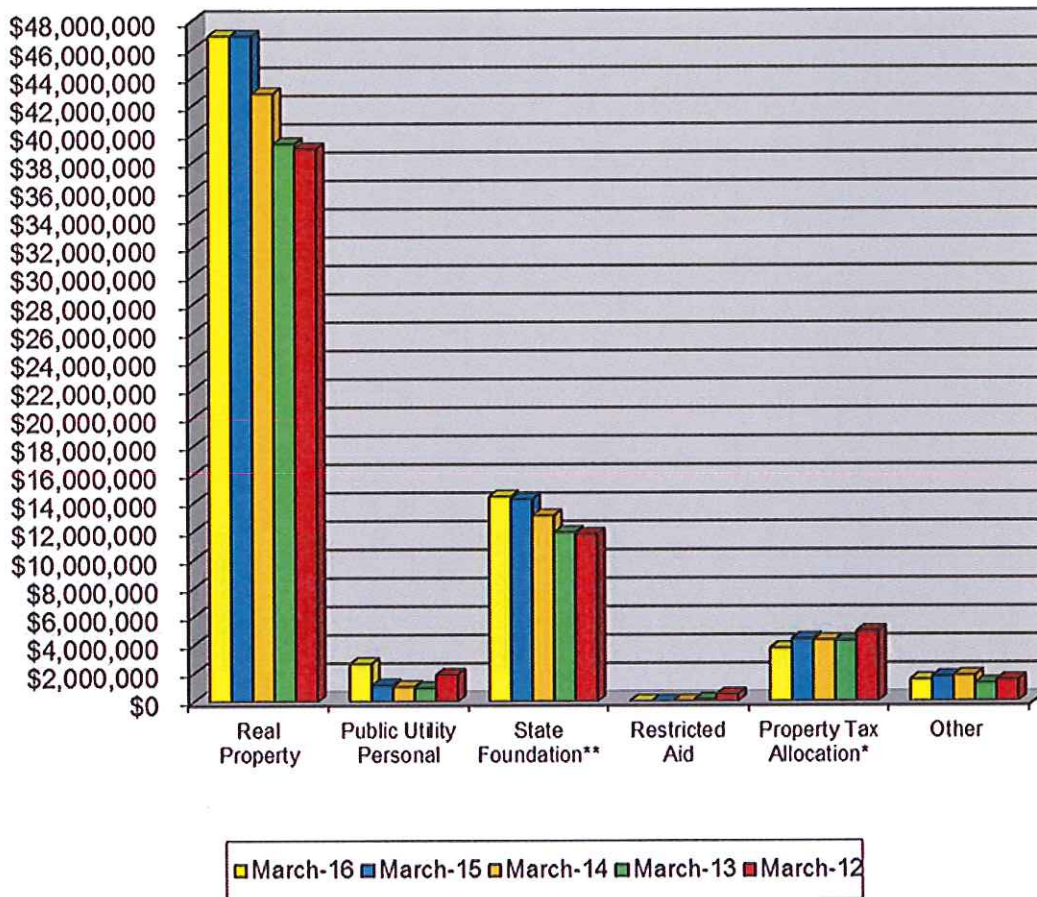
General Fund Summary

March 2016

Revenues

1. Real Property Taxes – Total Real Property Taxes received from the beginning of the fiscal year until March 31, 2016 is \$46,911,362.33. This is an increase of 0.03% above last year's taxes received at this time. \$991,525.77 was collected in March.
2. Public Utility Personal Property Taxes – Total Public Utility Personal Property Taxes received from the beginning of the fiscal year until March 31, 2016 is \$2,660,946.52. These monies are distributed upon settlement from the County Auditor. The amounts are listed in a separate line for State and five-year forecasting purposes. \$1,381,993.19 was transferred upon property tax settlement in March.
3. State Foundation – State Foundation monies received from the State of Ohio from the beginning of the fiscal year until March 31, 2016 total \$14,420,279.09. This is an increase of 1.2% above last year's foundation money received at this time. This includes \$349,748.63 in Casino revenues for the year. The current increase is due to the Governor's funding formula and was updated with the most recent count of Students. \$1,554,361.66 was collected in March.
4. Restricted Aid – Restricted Aid monies are for Career Tech funding. Monies received from the beginning of the fiscal year until March 31, 2016 total \$7,998.23. \$2,756.19 was collected in March.
5. Homestead and Rollback – Monies received from the State of Ohio from the beginning of the fiscal year until March 31, 2016 total \$3,742,633.48. Receipts are based upon the real property taxes collected and Homestead filings with the County Auditor. These revenues also include monies for personal property tax loss reimbursement from the State. The State has again reduced the distribution of personal property tax loss reimbursement for the schools and will distribute these monies in November and May. \$-0- was collected in March.
6. Other – Other monies received from the beginning of the fiscal year until March 31, 2016 total \$1,522,194.66. This is a decrease of 12.2% below last year at this time and is due to Tuition from Other Districts, Rent, Parking Fees, Abatements, Miscellaneous Revenues, Field Trips, Refund of Prior Years Expenditures. \$201,094.40 was collected in March.

General Fund Revenue



	March-16	March-15	March-14	March-13	March-12	Current Forecast
Real Property	\$46,911,362	\$46,895,012	\$42,827,932	\$39,292,008	\$38,930,299	\$45,927,779
Public Utility Personal	\$2,660,947	\$1,162,428	\$1,036,985	\$956,682	\$1,882,277	\$2,634,957
State Foundation**	\$14,420,279	\$14,255,166	\$13,090,707	\$11,909,154	\$11,763,932	\$20,131,627 **
Restricted Aid	\$7,998	\$4,760	\$16,104	\$144,914	\$490,482	\$79,786
Property Tax Allocation*	\$3,742,633	\$4,399,021	\$4,304,152	\$4,265,759	\$4,924,235	\$7,451,893 *
Other	\$1,522,195	\$1,733,052	\$1,810,553	\$1,272,278	\$1,491,261	\$1,957,363
Total	\$69,265,414	\$68,449,437	\$63,086,433	\$57,840,795	\$59,482,486	\$78,183,405
State %	26.2%	27.3%	27.6%	28.2%	28.9%	

* Includes Homestead/Rollback, Tangible Personal Property Tax Fixed Rate Loss Reimbursement and Electric Deregulation.

** Includes Casino Revenue in State Foundation beginning January 2013 and Economic Disadvantaged Funding in November 2013.

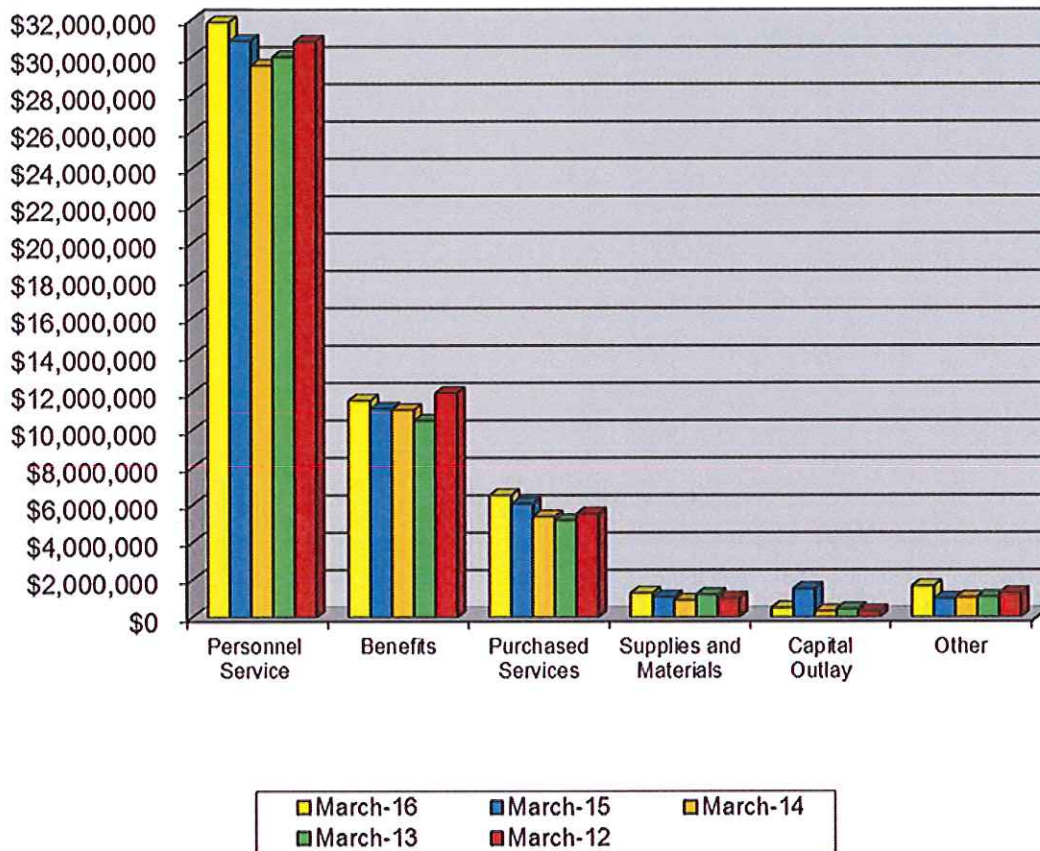
General Fund Summary

March 2016

Expenditures

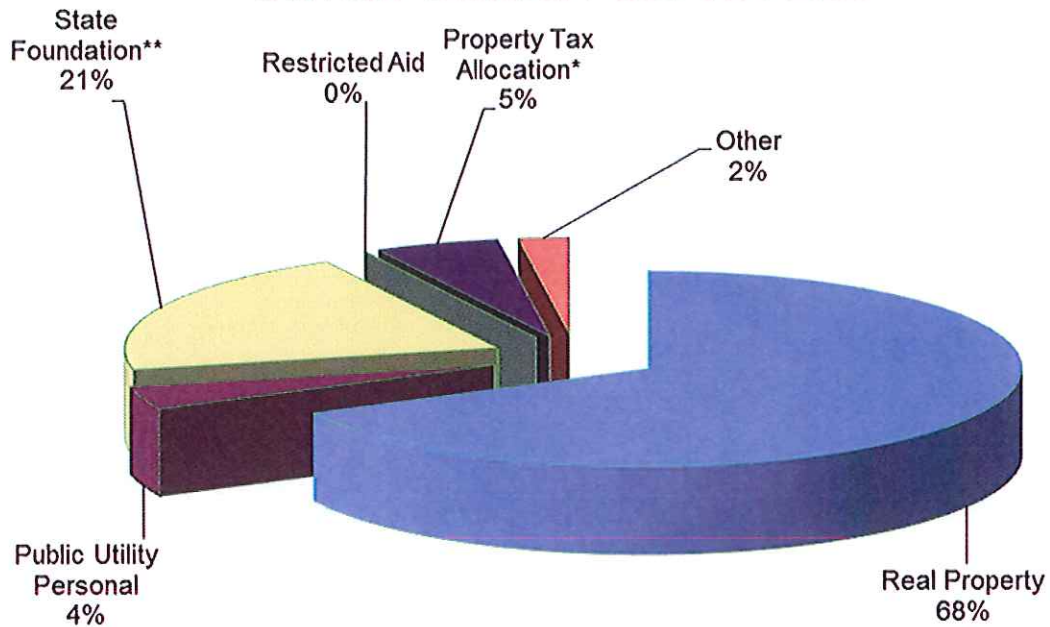
1. Personnel Services— The costs for personnel services for the School District from the beginning of the fiscal year until March 31, 2016 was \$28,589,036.89. This was an increase of 3.3% above last year at this. \$3,266,590.16 was spent in March.
2. Benefits – The cost for benefits for the School District from the beginning of the fiscal year until March 31, 2016 was \$10,214,948.06. This was an increase of 3.9% above last year at this time. \$1,371,704.14 was spent in March.
3. Purchased Services – The cost for purchased services for the district from the beginning of the fiscal year until March 31, 2016 total \$6,526,859.07. This was a 7.4% increase above last year at this time. \$588,468.14 was spent in March. Professional Services, Nursing Services, Rental/Maintenance/Repair, Garbage Removal, Property and Fleet Insurance, Postage, Telephone, Advertising, Electricity, Water/Sewer, Tuition, Open Enrollment and Other Tuition account for the increase.
4. Supplies and Materials – The cost for supplies and materials for the district from the beginning of the fiscal year until March 31, 2016 total \$1,301,209.35. This was a 19.1% increase above last year at this time. \$109,569.69 was spent in March. Office Supplies, Textbooks, Library Books, Subscriptions/Newspapers/Periodicals, Electronic Subscriptions, Custodial/Maintenance/HVAC Supplies, and Tires account for this increase.
5. Capital Outlay – The cost for capital outlay for the district from the beginning of the fiscal year until March 31, 2016 total \$509,277.75. This was a 66.7% decrease below last year at this time and was mainly due to the purchase of computers and other instructional equipment in the prior year. \$20,130.85 was spent in March.
6. Other – The cost of other expenditures excluding transfers for the district was \$1,670,142.24 for the fiscal year until March 31, 2016. This was a 67.0% increase above last year at this time. \$523,478.61 was spent in March. Auditor/Treasurer Fees, Technology License Fees, District Audit Fees, and County Board Services make up the majority of this increase.

General Fund Expenditures

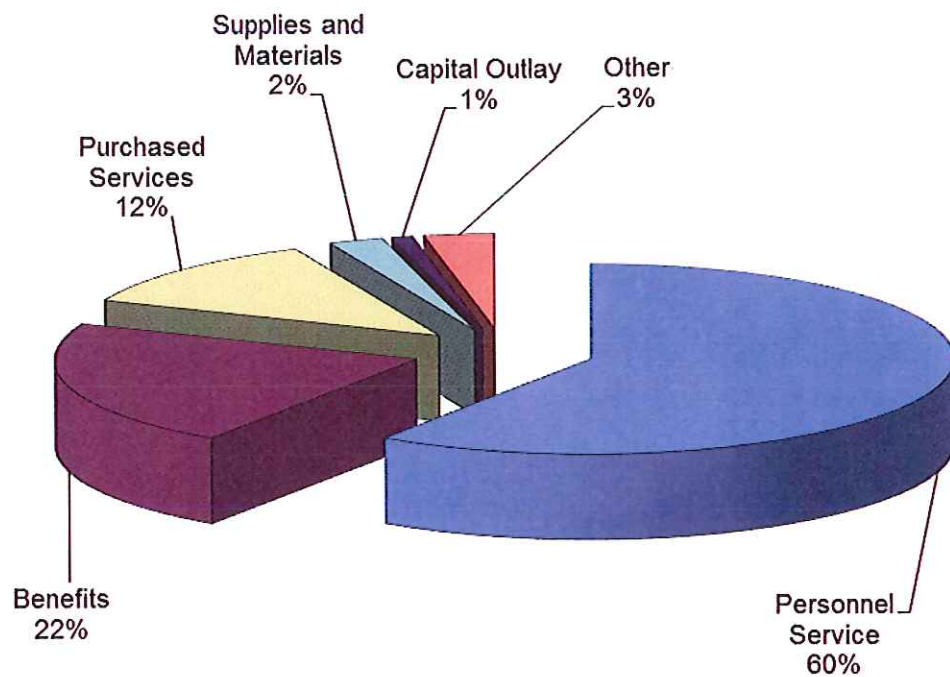


	March-16	March-15	March-14	March-13	March-12	Current Forecast
Personnel Service	\$31,855,627	\$30,851,842	\$29,527,875	\$29,988,723	\$30,796,724	\$41,785,546
Benefits	\$11,586,652	\$11,155,266	\$11,080,077	\$10,515,965	\$11,986,951	\$15,060,635
Purchased Services	\$6,526,859	\$6,077,156	\$5,384,772	\$5,178,731	\$5,539,424	\$8,297,013
Supplies and Materials	\$1,301,209	\$1,092,489	\$918,160	\$1,218,094	\$1,020,770	\$1,998,538
Capital Outlay	\$509,278	\$1,528,215	\$337,811	\$447,154	\$334,087	\$1,079,136
Other	\$1,670,142	\$1,000,209	\$1,057,545	\$1,095,623	\$1,292,124	\$1,754,324
Transfers and Adv., Etc.	\$486,731	\$447,832	\$481,728	\$0	\$402,711	\$496,731
Other than Debt						
Total	\$53,936,499	\$52,153,009	\$48,787,968	\$48,444,291	\$51,372,790	\$70,471,923

Current General Fund Revenue



Current General Fund Expenditures



Balance

3,308,972.64

Bank Balance - Regular Account

Financial Checks Outstanding

139,593.16

Worker Comp Outstanding

1,036.50

Payroll Checks Outstanding

124,671.42

(265,301.08)

3,043,671.56

Investments:

Sweep Account

730,000.00

Redtree Investments

22,330,449.42

T. Rowe - Collins

357,612.17

583,796.85

T. Rowe - Bushman

0.00

357,612.17

4,302.43

Scudder - Collins

226,184.68

588,099.28

Scudder - Bushman

4,302.43

230,487.11

Kanehl Stocks

6,114.14

588,099.28

Star Ohio (22923)

25,898,722.98

0.00

25,898,722.98

Star Plus 104791113939

10,078,023.78

Fifth Third

10,000,000.00

Total

69,631,409.60

69,631,409.60

72,675,081.16

Adjustments

Deposits in Transit

3,087.59

Expenses not posted

0.00

Other adjustments (see below)

(131,791.06)

Total

(128,703.47)

72,546,377.69

MCSD Balance

72,546,377.69

Difference Between Bank vs. Book

0.00

MEDINA CITY SCHOOLS

SALES TAX UPDATE

Date	Sales Tax Description	Receipts	Expenditures	Balance
July 1, 2015	Beginning Balance (071) Sales Tax and (002-9012) Bond			\$ 2,509,029.43
July	Annual Admin Fee for COPS 2008		\$1,250.00	\$ 2,507,779.43
	Blueprint Bids - Latex Track Resurfacing		(\$55.00)	\$ 2,507,834.43
	District Wide Phone System		\$136,298.59	\$ 2,371,535.84
	Root Gutter, Downspout and Masonry Repairs		\$115,425.00	\$ 2,256,110.84
	Sales Tax Distribution	\$659,303.65		\$ 2,915,414.49
	Memorial Stadium Ticket Booth Improvement		\$1,567.50	\$ 2,913,846.99
August	Five 71 Passenger Conventional Buses		\$386,000.00	\$ 2,527,846.99
	Ella Canavan Trane Chiller Repair		\$20,936.00	\$ 2,506,910.99
	COP's Refunding Estimate Returned	\$2,664.34		\$ 2,509,575.33
	Root Gutter, Downspout and Masonry Repairs		\$80,974.89	\$ 2,428,600.44
September	Blueprints for MHS Entry Renovation and Track Resurfacing		\$64.07	\$ 2,428,536.37
	Root Gutter, Downspout and Masonry Repairs		\$66,478.41	\$ 2,362,057.96
	Demo of Wheelchair Elevatory Lift at Grace Drake		\$9,870.00	\$ 2,352,187.96
	Memorial Stadium Ticket Boot Improvement		\$1,567.50	\$ 2,350,620.46
October	Telephone Paging Interface at Claggett		\$154.00	\$ 2,350,466.46
	CD Player with Bluetooth and MP3 Jack at Claggett		\$263.00	\$ 2,350,203.46
	Labor and Material For Install of All Call System at Claggett		\$8,181.00	\$ 2,342,022.46
	Removal/Replacement of Four Windows Claggett		\$3,643.00	\$ 2,338,379.46
	District Wide New Telephone System		\$31,008.87	\$ 2,307,370.59
	Sales Tax Distribution	\$781,359.94		\$ 3,088,730.53
November	Year 3 Lease/Purchase-Apple Inc.		\$74,038.63	\$ 3,014,691.90
	Installation/Replament Window at Ella Canavan		\$1,202.61	\$ 3,013,489.29
December	Certificates Of Participation Principal and Interest		\$1,177,763.37	\$ 1,835,725.92
	Root Gutter, Downspout and Masonry Repairs		\$10,348.70	\$ 1,825,377.22
	Flagpole at Board Office		\$3,198.00	\$ 1,822,179.22
	Equipment and Installation of Stair Lift at Grace Drake		\$1,416.67	\$ 1,820,762.55
Janaury	Relocation of Paging System at Claggett		\$995.00	\$ 1,819,767.55
	Sales Tax Distribution	\$781,337.89		\$ 2,601,105.44
	High School Roof Replacement Project Specs, Bidding and Supervision		\$5,670.00	\$ 2,595,435.44
February	Engineering Fees for Canavan Gym Acoustics		\$650.00	\$ 2,594,785.44
	District Wide New Telephone System		\$493.00	\$ 2,594,292.44
March	Placement Drawings for Canavan Acoustics		\$1,040.00	\$ 2,593,252.44
	Equipment and Installation of Stair Lift at Grace Drake		\$2,833.33	\$ 2,590,419.11
	High School Roof Replacement Project Specs, Bidding and Supervision		\$6,993.00	\$ 2,583,426.11
	Fiscal Year Totals	\$2,224,665.82	\$2,150,269.14	

Monthly Investment Summary
Medina City School District
US Bank Custodian Acct Ending x70982
 March 31, 2016

Monthly Cash Flow Activity

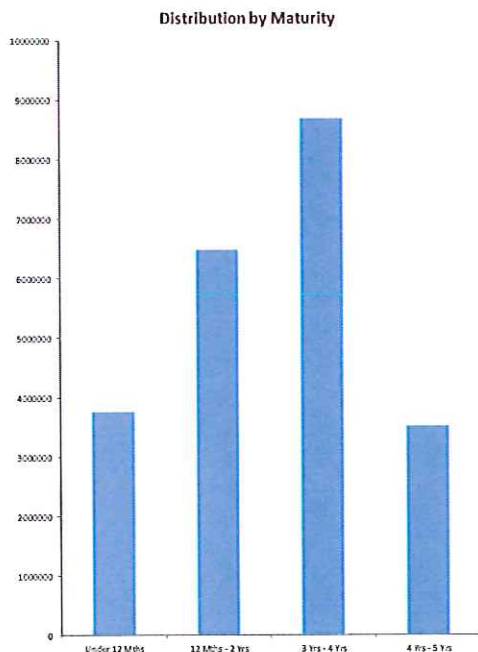
From 02-29-16 through 03-31-16

Beginning Book Value	22,271,699.49
Contributions	0.00
Withdrawals	0.00
Realized Gains/Losses	515.62
Gross Interest Earnings	58,234.31
Ending Book Value	22,330,449.42


Market Value Summary

Security Type	Market Value	Pct. Assets	Avg Yield at Cost	Wght Avg Mat
Money Market Fund				
MONEY MARKET FUND	3,614.21	0.0	0.17	0.00
Fixed Income				
U.S. GOVERNMENT AGENCY NOTES	22,387,519.10	99.8	1.29	2.59
Accrued Interest	34,065.46	0.2		
TOTAL PORTFOLIO	22,425,198.78	100.0	1.29	2.59

Maturity Distribution



Security Type Allocation



Disclosures: RedTree's internal accounting system is the source of the market value of above account. Although obtained from a reliable source, we cannot guarantee accuracy. You should review statements provided by the custodian and compare with these statements.

**Portfolio Holdings Report
Medina City School District
US Bank Custodian Acct Ending x70982
March 31, 2016**

Quantity	Cusip	Security Description	Moody's	S&P	Cost Basis	Market Value	Yield at Cost	Wtd Maturity
U.S. GOVERNMENT AGENCY NOTES								
2,000,000	3130A2DK9	Federal Home Ln Bank 0.590% Due 09-12-16	Aaa	AA+	1,998,460.00	2,002,372.00	0.63	0.45
1,750,000	3133782N0	Federal Home Ln Bank 0.875% Due 03-10-17	Aaa	AA+	1,748,915.00	1,753,622.50	0.90	0.94
1,100,000	3135G0PH0	Federal Natl Mtg Assoc 1.000% Due 09-27-17	Aaa	AA+	1,099,560.00	1,100,166.10	1.02	1.48
1,650,000	3135G0PQ0	Federal Natl Mtg Assoc 0.875% Due 10-26-17	Aaa	AA+	1,642,657.50	1,653,108.60	1.03	1.55
1,655,000	3134G63H4	Federal Home Ln Mtg 1.000% Due 11-27-17	Aaa	AA+	1,655,000.00	1,656,367.03	1.00	1.64
2,045,000	3135G0TG8	Federal Natl Mtg Assoc 0.875% Due 02-08-18	Aaa	AA+	2,032,790.31	2,049,695.32	1.08	1.84
2,220,000	3137EADZ9	Federal Home Ln Mtg 1.125% Due 04-15-19	Aaa	AA+	2,219,267.40	2,228,715.72	1.14	2.98
1,775,000	3136G0B75	Federal Natl Mtg Assoc 1.640% Due 09-26-19	Aaa	AA+	1,775,000.00	1,777,769.00	1.64	3.38
2,420,000	3136G2RQ2	Federal Natl Mtg Assoc 1.400% Due 10-29-19	Aaa	AA+	2,420,000.00	2,420,728.42	1.40	3.46
2,245,000	3134G8VA4	Federal Home Ln Mtg 1.500% Due 12-30-19	Aaa	AA+	2,245,000.00	2,245,570.23	1.50	3.63
2,140,000	3134G7F48	Federal Home Ln Mtg 1.250% Due 09-30-20	Aaa	AA+	2,135,185.00	2,144,378.44	2.19	4.33
1,355,000	3136G3AL9	Federal Natl Mtg Assoc 1.750% Due 02-26-21	Aaa	AA+	1,355,000.00	1,355,025.74	1.75	4.67
	Accrued Interest					34,065.46		
					22,326,835.21	22,421,584.57	1.29	2.59
MONEY MARKET FUND								
	USBMMF	First American Treasury Obligations Fund			3,614.21	3,614.21	0.17	
TOTAL PORTFOLIO					22,330,449.42	22,425,198.78	1.29	2.59

Monthly Activity Reports
Medina City School District
US Bank Custodian Acct Ending x70982
From 03-01-16 Through 03-31-16

INCOME - SETTLED TRADES

<u>Ex-Date</u>	<u>Pay-Date</u>	<u>Security</u>	<u>Amount</u>
U.S. GOVERNMENT AGENCY NOTES			
03-10-2016	03-10-2016	Federal Home Ln Bank 0.875% Due 03-10-17	7,656.25
03-12-2016	03-12-2016	Federal Home Ln Bank 0.590% Due 09-12-16	5,900.00
03-26-2016	03-26-2016	Federal Natl Mtg Assoc 1.640% Due 09-26-19	14,555.00
03-27-2016	03-27-2016	Federal Natl Mtg Assoc 1.000% Due 09-27-17	5,500.00
03-30-2016	03-30-2016	Federal Home Ln Mtg 1.250% Due 09-30-20	13,375.00
			<hr/> 46,986.25
U.S. TREASURY NOTES			
03-16-2016	03-17-2016	US Treasury Note 0.625% Due 10-15-16	5,785.52
			<hr/> 5,785.52
U.S. GOVERNMENT AGENCY DISCOUNT NOTES			
03-23-2016	03-28-2016	Federal Farm Credit Discount Note 0.000% Due 01-13-17	5,439.61
			<hr/> 5,439.61
MONEY MARKET FUND			
03-01-2016	03-01-2016	First American Treasury Obligations Fund	22.93
			<hr/> 22.93
NET INCOME			<hr/> 58,234.31

Purchase and Sale
Medina City School District
US Bank Custodian Acct Ending x70982

From 03-01-16 To 03-31-16

Trade Date	Settle Date	Quantity	Security	Unit Price	Amount
PURCHASES					
03-18-2016	03-21-2016	2,220,000	Federal Home Ln Mtg 1.125% Due 04-15-19	99.97	2,219,267.40
03-29-2016	03-30-2016	2,245,000	Federal Home Ln Mtg 1.500% Due 12-30-19	100.00	2,245,000.00
					4,464,267.40
SALES					
03-23-2016	03-28-2016	2,220,000	Federal Farm Credit Discount Note 0.000% Due 01-13-17	99.51	2,209,053.55
03-16-2016	03-17-2016	2,200,000	US Treasury Note 0.625% Due 10-15-16	100.02	2,200,429.68
					4,409,483.23

Realized Gains/Losses
Medina City School District
US Bank Custodian Acct Ending x70982
From 03-01-16 Through 03-31-16

Open Date	Close Date	Quantity	Security	Cost Basis	Proceeds	Gain Or Loss	
						Short Term	Long Term
06-17-2014	03-17-2016	2,200,000	US Treasury Note 0.625% Due 10-15-16	2,199,914.06	2,200,429.68		515.62
TOTAL GAINS						0.00	515.62
TOTAL LOSSES						0.00	0.00
TOTAL REALIZED GAIN/LOSS						0.00	515.62

ENV# CEBBSBNNBBGVDR_BBBBB
FIFTH THIRD SECURITIES, INC.
MD 1MOB2A
5050 KINGSLEY DRIVE
CINCINNATI, OH 45263



MEDINA CITY SCHOOLS
DAVID CHAMBERS
739 WEYMOUTH RD
MEDINA OH 44256

STATEMENT FOR THE PERIOD MARCH 1, 2016 TO MARCH 31, 2016

MEDINA CITY SCHOOLS - Corporation



By the courtesy of:
LEE/CARTER/SAVAGE

For questions about your accounts:
Local: 614 744 5496
National: 800 228 8852

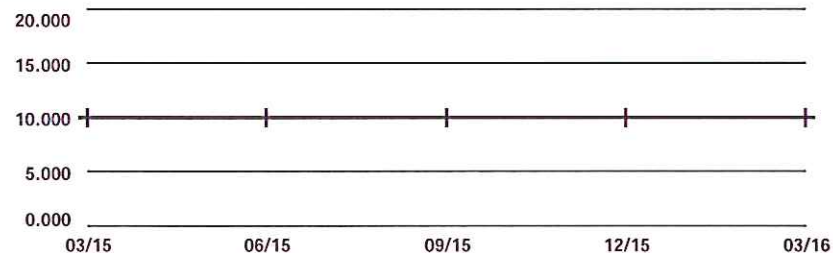
TOTAL VALUE OF YOUR PORTFOLIO **\$10,020,408.70**

FOR YOUR INFORMATION

Fifth Third Securities, Inc. Investments offered through Fifth Third Securities, Inc., member
FINRA/SIPC

CHANGE IN VALUE OF YOUR PORTFOLIO

\$ millions



Change In Value Of Your Portfolio information can be found in Miscellaneous Footnotes at the end of this statement.

Fifth Third Securities, Inc.

MN _CEBBSBNNBBGVDR_BBBBB 20160331

Account carried with National Financial Services LLC, Member
NYSE, SIPC

Statement for the Period March 1, 2016 to March 31, 2016

MEDINA CITY SCHOOLS - Corporation



Account Overview

CHANGE IN ACCOUNT VALUE	Current Period	Year-to-Date
BEGINNING VALUE	\$10,019,030.69	\$9,982,016.21
Additions and Withdrawals	(\$11,612.38)	(\$42,142.93)
Income	\$3,745.89	\$34,561.07
Taxes, Fees and Expenses	\$0.00	\$0.00
Change in Investment Value	\$9,244.50	\$45,974.35
ENDING VALUE (AS OF 03/31/16)	\$10,020,408.70	\$10,020,408.70

Refer to Miscellaneous Footnotes for more information on Change in Investment Value.


INCOME

TAXABLE	Current Period	Year-to-Date
Taxable Dividends	\$104.46	\$104.74
Taxable Interest	\$3,641.43	\$34,456.33
TOTAL TAXABLE	\$3,745.89	\$34,561.07
TOTAL INCOME	\$3,745.89	\$34,561.07

Taxable income is determined based on information available to NFS at the time the statement was prepared, and is subject to change. Final information on taxation of interest and dividends is available on Form 1099-Div, which is mailed in February of the subsequent year.

ACCOUNT ALLOCATION

Money Markets 0.2%



CDs 99.8%

	Percent	Prior Period	Current Period
Money Markets	0.2 %	\$30,271.55	\$22,405.06
CDs	99.8	\$9,988,759.14	\$9,998,003.64
TOTAL	100.0 %	\$10,019,030.69	\$10,020,408.70

Account Allocation shows the percentage that each asset class represents of your total account value. Account Allocation for equities, fixed income, and other categories may include mutual funds and may be net of short positions. NFS has made assumptions concerning how certain mutual funds are allocated. Closed-end mutual funds and Exchange Traded Products (ETPs) listed on an exchange may be included in the equity allocation. The chart may not reflect your actual portfolio allocation. Consult your broker/dealer prior to making investment decisions.

MESSAGES AND ALERTS

Please note that the FDIC insured deposit at Fifth Third Bank under the Fifth Third BD Program is not covered by SIPC. The FDIC insured deposit is eligible for FDIC insurance subject to FDIC coverage limits at the time funds are deposited at Fifth Third Bank. As referenced in the Fifth Third BD Program disclosure document, clients are responsible for monitoring their total assets at Fifth Third Bank to determine the extent of available FDIC coverage.

National Financial Services LLC NFS is required by the Securities Exchange Act of 1934 to provide certain financial information from its Statement of Financial Condition. At December 31, 2015, NFS, an affiliate of Fidelity Brokerage Services LLC, had net capital of \$3,377 million, which was 13.81 percent of aggregate debit items and exceeded its minimum requirement by \$2,888 million. To acquire the Statement of Financial Condition, log on to www.mybrokerageinfo.com. If you wish to obtain a copy of this document at no cost, please call 800-439-5627.

Fifth Third Securities, Inc.

Account carried with National Financial Services LLC, Member
NYSE, SIPC

MN_CEBBSBNNBBGVDXR_BBBBB 20160331

Page 2 of 20

Statement for the Period March 1, 2016 to March 31, 2016

MEDINA CITY SCHOOLS - Corporation
[REDACTED]



Account Overview *continued*

MESSAGES AND ALERTS *continued*

National Financial Services will never contact customers in relation to requests for banking credentials.

Statement for the Period March 1, 2016 to March 31, 2016

MEDINA CITY SCHOOLS - Corporation



Holdings

NFS-provided cost basis, realized gain (loss) and holding period information may not reflect all adjustments necessary for tax purposes. Please refer to Footnotes and Cost Basis Information at the end of this statement for more information.

CASH AND CASH EQUIVALENTS - 0.22% of Total Account Value

Description	Symbol/Cusip Account Type	Quantity	Price on 03/31/16	Current Market Value	Estimated Annual Income
Money Markets					
FEDERATED US TREAS OBLIGATION INSTIT 7 DAY YIELD .17% Dividend Option Cash Capital Gain Option Cash	QTOIQ CASH	22,405.06	\$1.00	\$22,405.06	
Total Cash and Cash Equivalents				\$22,405.06	

HOLDINGS > FIXED INCOME - 99.78% of Total Account Value

For an explanation of fixed income pricing, please see the last page. Redemption schedule(s), bond rating(s), and other information are provided where available. If information does not appear regarding a particular investment, it is not available. The ratings on this statement are provided by Standard & Poor's and/or Moody's to rate the quality based on the respective rating agency's assessment. "Ratings information from Standard & Poor's ("S&P") may not be reproduced. S&P credit ratings are statements of opinion and are not statements of fact or recommendations to purchase, hold, or sell securities, nor do they address the suitability of securities for investment purposes, and should not be relied on as investment advice. S&P does not guarantee the accuracy, completeness, timeliness or availability of any information, including ratings, and is not responsible for errors or omissions (negligent or otherwise). S&P gives no express or implied warranties, including but not limited to any warranties of merchantability or fitness for a particular purpose or use. S&P shall not be liable for any direct, indirect, incidental, exemplary, compensatory, punitive, special or consequential damages, costs, expenses, legal fees, or losses (including lost income or profits and opportunity costs) in connection with any use of ratings."

Accrued Interest - Represents interest accumulated since the last coupon date on certain fixed income securities which may not yet have been paid by the issuer or received by NFS. There is no guarantee that the accrued interest will be paid by the issuer.

Description	Symbol/Cusip Account Type	Quantity	Estimated Price on 03/31/16	Estimated Current Market Value	Estimated Annual Income	Total Cost Basis	Unrealized Gain (Loss)
-------------	------------------------------	----------	-----------------------------------	--------------------------------------	----------------------------	---------------------	---------------------------

CDs

Fifth Third Securities, Inc.

Account carried with National Financial Services LLC, Member
NYSE, SIPC

MN _CEBBSBNNBBGVDXR_BBBBB 20160331

Statement for the Period March 1, 2016 to March 31, 2016

MEDINA CITY SCHOOLS - Corporation



HOLDINGS > FIXED INCOME *continued*

Description	Symbol/Cusip Account Type	Quantity	Estimated Price on 03/31/16	Estimated Current Market Value	Estimated Annual Income	Total Cost Basis	Unrealized Gain (Loss)
<p>Certificates of Deposit (CDs), including Market Indexed CDs and Market Linked CDs (collectively, MCDs) are generally shown at estimated market prices based upon a matrix or model pricing method that may not represent the actual price if sold prior to maturity. However, CDs and MCDs may be shown at face value for up to seven calendar days from date of issue if estimated market prices have not been received from a third party pricing vendor. The actual value of CDs and MCDs may be different from their purchase price. CDs and MCDs are subject to interest rate risk. The estimated market price reflected for MCDs may not be based on the actual closing value of the linked market index on the final maturity date and the market value of MCDs may not correspond directly to increases or decreases in the underlying linked market index. You may sell CDs or MCDs in the secondary market subject to market conditions. The secondary market for CDs and MCDs is generally illiquid. If sold prior to maturity, the value of MCDs may be less than the purchase amount or face value. The sale or redemption of any fixed income security prior to maturity may result in a substantial gain or loss, and an early withdrawal penalty may apply. Certain MCDs may only be redeemed on pre-specified liquidation dates and may have call features that allow the issuer to call the MCD prior to maturity. Certain Step Rate CDs are also subject to reinvestment risk if call provisions are exercised by the issuer and if a CD with a comparable rate is not available.</p> <p>See sales materials or contact your broker/dealer for additional information.</p>							
BANK RHODE IS PROVIDENCE RI 0.75000% 01/23/2017 CD FDIC INSURED CPN PMT MONTHLY Next Interest Payable: 04/23/16 Estimated Yield 0.75% Accrued Interest \$46.23 Adjusted Cost Basis	064577CB3 CASH	250,000	\$1.00043	\$250,107.50	\$1,875.00	\$250,000.00	
						\$250,000.00	D \$107.50
BROOKLINE BK MASS CD 0.75000% 01/23/2017 FDIC INSURED CPN PMT MONTHLY Next Interest Payable: 04/23/16 Estimated Yield 0.74% Accrued Interest \$46.23 Adjusted Cost Basis	11373QAS7 CASH	250,000	\$1.00259	\$250,647.50	\$1,875.00	\$250,000.00	
						\$250,000.00	D \$647.50
FIRST IPSWICH BANCORP 0.75000% 01/23/2017 CD FDIC INSURED CPN PMT MONTHLY Next Interest Payable: 04/23/16 Estimated Yield 0.74% Accrued Interest \$46.23 Adjusted Cost Basis	320637AF8 CASH	250,000	\$1.00235	\$250,587.50	\$1,875.00	\$250,000.00	
						\$250,000.00	D \$587.50
BANK INDIA NEW YORK N Y CD 0.80000% 01/25/2017 FDIC INSURED CPN PMT @ MATURITY ON JAN 25 1ST CPN DTE 01/25/2017	06279HGJ6 CASH	248,000	\$1.00163	\$248,404.24		\$248,000.00	\$404.24

Fifth Third Securities, Inc.

Account carried with National Financial Services LLC, Member
NYSE, SIPC

MN_CEBBSBNNBBGVDXR_BBBBB 20160331

Statement for the Period March 1, 2016 to March 31, 2016

MEDINA CITY SCHOOLS - Corporation



HOLDINGS > FIXED INCOME *continued*

Description	Symbol/Cusip Account Type	Quantity	Estimated Price on 03/31/16	Estimated Current Market Value	Estimated Annual Income	Total Cost Basis	Unrealized Gain (Loss)
BANK OF CHINA NY BR CD 0.85000% 01/27/2017 FDIC INSURED CPN PMT @ MATURITY ON JAN 27 1ST CPN DTE 01/27/2017	06426TNQ8 CASH	248,000	\$1.00122	\$248,302.56		\$248,000.00	\$302.56
SOUTHWEST BK FT WORTH TEX 0.75000% 01/27/2017 CD FDIC INSURED CPN PMT MONTHLY Next Interest Payable: 04/27/16 Estimated Yield 0.74% Accrued Interest \$25.68 Adjusted Cost Basis	844772AZ6 CASH	250,000	\$1.0026	\$250,650.00	\$1,875.00	\$250,000.00	
						\$250,000.00 D	\$650.00
WHITNEY BK GULFPORT MS CD 0.85000% 01/27/2017 FDIC INSURED CPN PMT @ MATURITY ON JAN 27 1ST CPN DTE 01/27/2017 Accrued Interest \$375.40	966594AP8 CASH	248,000	\$1.0017	\$248,421.60		\$248,000.00	\$421.60
BIDDEFORD SVGS BANK CD 0.70000% 01/30/2017 FDIC INSURED CPN PMT MONTHLY Next Interest Payable: 04/30/16 Estimated Yield 0.70% Accrued Interest \$19.18 Adjusted Cost Basis	08883AAS1 CASH	250,000	\$1.00	\$250,000.00	\$1,750.00	\$250,000.00	
						\$250,000.00 D	
FIRST NIAGARA BK N A NY 0.80000% 01/30/2017 CD FDIC INSURED CPN PMT SEMI-ANNUAL ON JUL 30, JAN 30 Next Interest Payable: 07/30/16 Estimated Yield 0.79% Accrued Interest \$339.73 Adjusted Cost Basis	33583CMP1 CASH	250,000	\$1.00228	\$250,570.00	\$2,000.00	\$250,000.00	
						\$250,000.00 D	\$570.00

Fifth Third Securities, Inc.

Account carried with National Financial Services LLC, Member
NYSE, SIPC

MN _CEBBSBNNBBGVDXR_BBBBB 20160331

Statement for the Period March 1, 2016 to March 31, 2016

MEDINA CITY SCHOOLS - Corporation



HOLDINGS > FIXED INCOME *continued*

Description	Symbol/Cusip Account Type	Quantity	Estimated Price on 03/31/16	Estimated Current Market Value	Estimated Annual Income	Total Cost Basis	Unrealized Gain (Loss)
MERRICK BK SOUTH JORDAN UTAH 0.75000% 01/30/2017 CD FDIC INSURED CPN PMT MONTHLY Next Interest Payable: 04/30/16 Estimated Yield 0.74% Accrued Interest \$20.55 Adjusted Cost Basis	59013JDA4 CASH	250,000	\$1.0022	\$250,550.00	\$1,875.00	\$250,000.00	
						\$250,000.00	D \$550.00
PEOPLES UNITED BANK CD 0.75000% 01/30/2017 FDIC INSURED CPN PMT SEMI-ANNUAL ON JUL 28, JAN 28 Next Interest Payable: 07/28/16 Estimated Yield 0.74% Accrued Interest \$328.77 Adjusted Cost Basis	71270QLR5 CASH	250,000	\$1.00236	\$250,590.00	\$1,875.00	\$250,000.00	
						\$250,000.00	D \$590.00
PLATINUM BK BRANDON FLA 0.70000% 02/06/2017 CD FDIC INSURED CPN PMT MONTHLY Next Interest Payable: 04/06/16 Estimated Yield 0.69% Accrued Interest \$124.66 Adjusted Cost Basis	72766HBM6 CASH	250,000	\$1.00244	\$250,610.00	\$1,750.00	\$250,000.00	
						\$250,000.00	D \$610.00
WINTER HILL BANK FSB 0.70000% 02/10/2017 FDIC INSURED CPN PMT MONTHLY Next Interest Payable: 04/11/16 Estimated Yield 0.69% Accrued Interest \$100.68 Adjusted Cost Basis	975875AC9 CASH	250,000	\$1.00244	\$250,610.00	\$1,750.00	\$250,000.00	
						\$250,000.00	D \$610.00
WELCH ST BK OKLA CD 0.70000% 02/17/2017 FDIC INSURED CPN PMT MONTHLY Next Interest Payable: 04/18/16 Estimated Yield 0.69% Accrued Interest \$67.12 Adjusted Cost Basis	949095AR4 CASH	250,000	\$1.00244	\$250,610.00	\$1,750.00	\$250,000.00	
						\$250,000.00	D \$610.00

Fifth Third Securities, Inc.

Account carried with National Financial Services LLC, Member
NYSE, SIPC

MN _CEBBSBNNBBGVDXR_BBBBB 20160331

Statement for the Period March 1, 2016 to March 31, 2016

MEDINA CITY SCHOOLS - Corporation



HOLDINGS > FIXED INCOME *continued*

Description	Symbol/Cusip Account Type	Quantity	Estimated Price on 03/31/16	Estimated Current Market Value	Estimated Annual Income	Total Cost Basis	Unrealized Gain (Loss)
BBCN BK LOS ANGELES CA 0.75000% 02/21/2017 CD FDIC INSURED CPN PMT MONTHLY Next Interest Payable: 04/20/16 Estimated Yield 0.74% Accrued Interest \$61.64 Adjusted Cost Basis	073296BL8 CASH	250,000	\$1.00269	\$250,672.50	\$1,875.00	\$250,000.00	
						\$250,000.00	D \$672.50
CENTENNIAL BK CENTENNIAL CO CD 1.05000% 10/30/2017 FDIC INSURED CPN PMT SEMI-ANNUAL ON JUL 29, JAN 29 1ST CPN DTE 07/29/2016 Next Interest Payable: 07/29/16 Estimated Yield 1.04% Accrued Interest \$449.46 Adjusted Cost Basis	15136JCG6 CASH	248,000	\$1.00304	\$248,753.92	\$2,604.00	\$248,000.00	
						\$248,000.00	D \$753.92
BMO HARRIS BK NATL ASSN CHICAG CD 1.10000% 01/19/2018 FDIC INSURED CPN PMT SEMI-ANNUAL ON JUL 20, JAN 20 1ST CPN DTE 07/20/2016 Next Interest Payable: 07/20/16 Estimated Yield 1.09% Accrued Interest \$538.13 Adjusted Cost Basis	05581WCD5 CASH	248,000	\$1.00601	\$249,490.48	\$2,728.00	\$248,000.00	
						\$248,000.00	D \$1,490.48
ALLY BK MIDVALE UTAH CD 1.40000% 01/22/2018 FDIC INSURED CPN PMT SEMI-ANNUAL ON JUL 22, JAN 22 Next Interest Payable: 07/22/16 Estimated Yield 1.39% Accrued Interest \$671.23 Adjusted Cost Basis	02006LND1 CASH	250,000	\$1.00543	\$251,357.50	\$3,500.00	\$250,000.00	
						\$250,000.00	D \$1,357.50

Fifth Third Securities, Inc.

MN _CEBBSBNNBBGVDXR_BBBBB 20160331

Account carried with National Financial Services LLC, Member
NYSE, SIPC

Statement for the Period March 1, 2016 to March 31, 2016

MEDINA CITY SCHOOLS - Corporation



HOLDINGS > FIXED INCOME *continued*

Description	Symbol/Cusip Account Type	Quantity	Estimated Price on 03/31/16	Estimated Current Market Value	Estimated Annual Income	Total Cost Basis	Unrealized Gain (Loss)
CAPITAL ONE BK USA NATL ASSN 1.25000% 01/22/2018 CD FDIC INSURED CPN PMT SEMI-ANNUAL ON JUL 22, JAN 22 Next Interest Payable: 07/22/16 Estimated Yield 1.24% Accrued Interest \$599.32 Adjusted Cost Basis	140420RH5 CASH	250,000	\$1.00277	\$250,692.50	\$3,125.00	\$250,000.00	
						\$250,000.00	D \$692.50
GOLDMAN SACHS BK USA NY CD 1.40000% 01/22/2018 FDIC INSURED CPN PMT SEMI-ANNUAL ON JUL 21, JAN 21 Next Interest Payable: 07/21/16 Estimated Yield 1.39% Accrued Interest \$680.82 Adjusted Cost Basis	38148JHX2 CASH	250,000	\$1.00543	\$251,357.50	\$3,500.00	\$250,000.00	
						\$250,000.00	D \$1,357.50
BMW BK NORTH AMER SALT LAKE 1.35000% 01/23/2018 CD FDIC INSURED CPN PMT SEMI-ANNUAL ON JUL 23, JAN 23 Next Interest Payable: 07/23/16 Estimated Yield 1.34% Accrued Interest \$638.01 Adjusted Cost Basis	05580ABB9 CASH	250,000	\$1.00453	\$251,132.50	\$3,375.00	\$250,000.00	
						\$250,000.00	D \$1,132.50
DISCOVER BK CD 1.30000% 01/29/2018 FDIC INSURED CPN PMT SEMI-ANNUAL ON JUL 28, JAN 28 Next Interest Payable: 07/28/16 Estimated Yield 1.29% Accrued Interest \$569.86 Adjusted Cost Basis	254672GB8 CASH	250,000	\$1.00359	\$250,897.50	\$3,250.00	\$250,000.00	
						\$250,000.00	D \$897.50
ISRAEL DISC BK NEW YORK N Y CD 1.25000% 01/29/2018 FDIC INSURED CPN PMT SEMI-ANNUAL ON JUL 28, JAN 28 1ST CPN DTE 07/28/2016 Next Interest Payable: 07/28/16	465076JE8 CASH	248,000	\$1.00413	\$249,024.24		\$248,000.00	\$1,024.24

Fifth Third Securities, Inc.

Account carried with National Financial Services LLC, Member
NYSE, SIPC

MN_CEBBSBNNBBGVDXR_BBBBB 20160331

Statement for the Period March 1, 2016 to March 31, 2016

MEDINA CITY SCHOOLS - Corporation



HOLDINGS > FIXED INCOME *continued*

Description	Symbol/Cusip Account Type	Quantity	Estimated Price on 03/31/16	Estimated Current Market Value	Estimated Annual Income	Total Cost Basis	Unrealized Gain (Loss)
SALLIE MAE BK SLT LAKE CITY UT CD 1.20000% 01/29/2018 FDIC INSURED CPN PMT SEMI-ANNUAL ON JUL 27, JAN 27 1ST CPN DTE 07/27/2016 Next Interest Payable: 07/27/16 Estimated Yield 1.19% Accrued Interest \$529.97 Adjusted Cost Basis	795450XV2 CASH	248,000	\$1.00413	\$249,024.24	\$2,976.00	\$248,000.00	
						\$248,000.00	D \$1,024.24
SYNOVUS BK COLUMBUS GA 1.10000% 01/29/2018 CD FDIC INSURED CPN PMT SEMI-ANNUAL ON JUL 29, JAN 29 Next Interest Payable: 07/29/16 Estimated Yield 1.10% Accrued Interest \$474.66 Adjusted Cost Basis	87164DGM6 CASH	250,000	\$1.00001	\$250,002.50	\$2,750.00	\$250,000.00	
						\$250,000.00	D \$2.50
AMERICAN EXPRESS CENTRN 1.30000% 01/30/2018 CD FDIC INSURED CPN PMT SEMI-ANNUAL ON JUL 30, JAN 30 Next Interest Payable: 08/01/16 Estimated Yield 1.29% Accrued Interest \$552.05 Adjusted Cost Basis	02587DXC7 CASH	250,000	\$1.00358	\$250,895.00	\$3,250.00	\$250,000.00	
						\$250,000.00	D \$895.00
CARDINAL BK NATL ASSN VA 1.10000% 01/30/2018 CD FDIC INSURED CPN PMT MONTHLY Next Interest Payable: 04/30/16 Estimated Yield 1.10% Accrued Interest \$30.14 Adjusted Cost Basis	14147VEK8 CASH	250,000	\$0.99999	\$249,997.50	\$2,750.00	\$250,000.00	
						\$250,000.00	D (\$2.50)

Fifth Third Securities, Inc.

Account carried with National Financial Services LLC, Member
NYSE, SIPC

MN _CEBBSBNNBBGVDXR_BBBBB 20160331

Statement for the Period March 1, 2016 to March 31, 2016

MEDINA CITY SCHOOLS - Corporation



HOLDINGS > FIXED INCOME *continued*

Description	Symbol/Cusip Account Type	Quantity	Estimated Price on 03/31/16	Estimated Current Market Value	Estimated Annual Income	Total Cost Basis	Unrealized Gain (Loss)
CUSTOMERS BK PHOENIXVILLE PA 1.15000% 01/30/2018 CD FDIC INSURED CPN PMT MONTHLY Next Interest Payable: 04/30/16 Estimated Yield 1.14% Accrued Interest \$31.51 Adjusted Cost Basis	23204HCK2 CASH	250,000	\$1.00089	\$250,222.50	\$2,875.00	\$250,000.00	
						\$250,000.00 D	\$222.50
MEDALLION BK UTAH CD 1.15000% 01/30/2018 FDIC INSURED CPN PMT SEMI-ANNUAL ON JUL 30, JAN 30 Next Interest Payable: 07/30/16 Estimated Yield 1.14% Accrued Interest \$488.36 Adjusted Cost Basis	58403BU87 CASH	250,000	\$1.00089	\$250,222.50	\$2,875.00	\$250,000.00	
						\$250,000.00 D	\$222.50
FARM BUR BK FSB NV CD 1.05000% 02/02/2018 FDIC INSURED CPN PMT MONTHLY Next Interest Payable: 04/02/16 Estimated Yield 1.05% Accrued Interest \$215.75 Adjusted Cost Basis	307660JC5 CASH	250,000	\$0.99905	\$249,762.50	\$2,625.00	\$250,000.00	
						\$250,000.00 D	(\$237.50)
BANK OF GEORGETOWN WASH DC CD 1.00000% 02/12/2018 FDIC INSURED CPN PMT SEMI-ANNUAL ON AUG 12, FEB 12 1ST CPN DTE 08/12/2016 Next Interest Payable: 08/12/16 Estimated Yield 0.99% Accrued Interest \$332.93 Adjusted Cost Basis	06424XCB6 CASH	248,000	\$1.0042	\$249,041.60	\$2,480.00	\$248,000.00	
						\$248,000.00 D	\$1,041.60
STEARNS BK NA ST CLOUD MN CD 1.00000% 02/12/2018 FDIC INSURED CPN PMT MONTHLY Next Interest Payable: 04/12/16 Estimated Yield 0.99% Accrued Interest \$135.89 Adjusted Cost Basis	857894QQ5 CASH	248,000	\$1.00329	\$248,815.92	\$2,480.00	\$248,000.00	
						\$248,000.00 D	\$815.92

Fifth Third Securities, Inc.

Account carried with National Financial Services LLC, Member
NYSE, SIPC

MN _CEBBSBNBBGVDXR_BBBBB 20160331

Statement for the Period March 1, 2016 to March 31, 2016

MEDINA CITY SCHOOLS - Corporation



HOLDINGS > FIXED INCOME *continued*

Description	Symbol/Cusip Account Type	Quantity	Estimated Price on 03/31/16	Estimated Current Market Value	Estimated Annual Income	Total Cost Basis	Unrealized Gain (Loss)
LANDMARK CMNTY BK TN CD 1.05000% 02/13/2018 FDIC INSURED CPN PMT MONTHLY Next Interest Payable: 04/13/16 Estimated Yield 1.05% Accrued Interest \$136.64 Adjusted Cost Basis	51507LAS3 CASH	250,000	\$0.99887	\$249,717.50	\$2,625.00	\$250,000.00	
						\$250,000.00	D (\$282.50)
BANK NORTH CAROLINA NC CD 1.05000% 02/20/2018 FDIC INSURED CPN PMT MONTHLY Next Interest Payable: 04/19/16 Estimated Yield 1.04% Accrued Interest \$92.75 Adjusted Cost Basis	06414QXP9 CASH	248,000	\$1.00339	\$248,840.72	\$2,604.00	\$248,000.00	
						\$248,000.00	D \$840.72
EAGLEBANK BETHESDA MD CD 1.00000% 02/20/2018 FDIC INSURED CPN PMT MONTHLY Next Interest Payable: 04/19/16 Estimated Yield 0.99% Accrued Interest \$89.04 Adjusted Cost Basis	27002YCS3 CASH	250,000	\$1.00321	\$250,802.50	\$2,500.00	\$250,000.00	
						\$250,000.00	D \$802.50
KEY BK NATL ASSN OHIO CD 1.15000% 02/20/2018 FDIC INSURED CPN PMT SEMI-ANNUAL ON AUG 17, FEB 17 1ST CPN DTE 08/17/2016 Next Interest Payable: 08/17/16 Estimated Yield 1.14% Accrued Interest \$343.80 Adjusted Cost Basis	49306SWE2 CASH	248,000	\$1.00338	\$248,838.24	\$2,852.00	\$248,000.00	
						\$248,000.00	D \$838.24
COMMUNITY FINL SVCS BK KY CD 1.05000% 05/17/2018 FDIC INSURED CPN PMT MONTHLY Next Interest Payable: 04/17/16 Estimated Yield 1.04% Accrued Interest \$107.01 Adjusted Cost Basis	20364ABC8 CASH	248,000	\$1.00513	\$249,272.24	\$2,604.00	\$248,000.00	
						\$248,000.00	D \$1,272.24

Fifth Third Securities, Inc.

Account carried with National Financial Services LLC, Member
NYSE, SIPC

MN _CEBBSBNNBBGVDXR_BBBBB 20160331

Statement for the Period March 1, 2016 to March 31, 2016

MEDINA CITY SCHOOLS - Corporation



HOLDINGS > FIXED INCOME *continued*

Description	Symbol/Cusip Account Type	Quantity	Estimated Price on 03/31/16	Estimated Current Market Value	Estimated Annual Income	Total Cost Basis	Unrealized Gain (Loss)
FIRSTBANK PR SANTURCE CD 1.35000% 07/30/2018 FDIC INSURED CPN PMT MONTHLY Next Interest Payable: 04/29/16 Estimated Yield 1.34% Accrued Interest \$27.52 Adjusted Cost Basis	33767AUS8 CASH	248,000	\$1.00604	\$249,497.92	\$3,348.00	\$248,000.00	
						\$248,000.00	D \$1,497.92
ORIENTAL B&T SAN JUAN PR CD 1.30000% 08/10/2018 FDIC INSURED CPN PMT SEMI-ANNUAL ON AUG 10, FEB 10 1ST CPN DTE 08/10/2016 Next Interest Payable: 08/10/16 Estimated Yield 1.29% Accrued Interest \$450.48 Adjusted Cost Basis	686184WR9 CASH	248,000	\$1.00597	\$249,480.56	\$3,224.00	\$248,000.00	
						\$248,000.00	D \$1,480.56
FIRST FINL NORTHWEST BK RENTON CD 1.15000% 08/20/2018 FDIC INSURED CPN PMT MONTHLY Next Interest Payable: 04/19/16 Estimated Yield 1.14% Accrued Interest \$101.58 Adjusted Cost Basis	32022MAG3 CASH	248,000	\$1.00617	\$249,530.16	\$2,852.00	\$248,000.00	
						\$248,000.00	D \$1,530.16
Total CDs		9,970,000		\$9,998,003.64	\$91,877.00	\$9,970,000.00	\$28,003.64
Total Fixed Income		9,970,000		\$9,998,003.64	\$91,877.00	\$9,970,000.00	\$28,003.64
Total Securities				\$9,998,003.64	\$91,877.00	\$9,970,000.00	\$28,003.64
TOTAL PORTFOLIO VALUE				\$10,020,408.70	\$91,877.00	\$9,970,000.00	\$28,003.64

Fifth Third Securities, Inc.

MN _CEBBSBNNBBGVDXR_BBBBB 20160331

Account carried with National Financial Services LLC, Member
NYSE, SIPC

Statement for the Period March 1, 2016 to March 31, 2016

MEDINA CITY SCHOOLS - Corporation



Activity

CORE FUND ACTIVITY

Settlement Date	Account Type	Transaction	Description	Quantity	Amount
03/01/16	CASH	YOU BOUGHT	FEDERATED US TREAS OBLIGATION INSTIT @ 1	104.46	(\$104.46)
03/02/16	CASH	YOU BOUGHT	FEDERATED US TREAS OBLIGATION INSTIT @ 1	208.56	(\$208.56)
03/07/16	CASH	YOU BOUGHT	FEDERATED US TREAS OBLIGATION INSTIT @ 1	139.04	(\$139.04)
03/11/16	CASH	YOU BOUGHT	FEDERATED US TREAS OBLIGATION INSTIT @ 1	139.04	(\$139.04)
03/14/16	CASH	YOU BOUGHT	FEDERATED US TREAS OBLIGATION INSTIT @ 1	405.6	(\$405.60)
03/17/16	CASH	YOU BOUGHT	FEDERATED US TREAS OBLIGATION INSTIT @ 1	206.89	(\$206.89)
03/18/16	CASH	YOU BOUGHT	FEDERATED US TREAS OBLIGATION INSTIT @ 1	139.04	(\$139.04)
03/21/16	CASH	YOU BOUGHT	FEDERATED US TREAS OBLIGATION INSTIT @ 1	781.09	(\$781.09)
03/23/16	CASH	YOU BOUGHT	FEDERATED US TREAS OBLIGATION INSTIT @ 1	446.91	(\$446.91)
03/28/16	CASH	YOU BOUGHT	FEDERATED US TREAS OBLIGATION INSTIT @ 1	148.97	(\$148.97)

Fifth Third Securities, Inc.

MN _CEBBSBNNBBGVDXR_BBBBB 20160331

Account carried with National Financial Services LLC, Member
NYSE, SIPC

Statement for the Period March 1, 2016 to March 31, 2016

MEDINA CITY SCHOOLS - Corporation



CORE FUND ACTIVITY *continued*

Settlement Date	Account Type	Transaction	Description	Quantity	Amount
03/29/16	CASH	YOU BOUGHT	FEDERATED US TREAS OBLIGATION INSTIT @ 1	266.01	(\$266.01)
03/30/16	CASH	YOU BOUGHT	FEDERATED US TREAS OBLIGATION INSTIT @ 1	760.28	(\$760.28)
03/31/16	CASH	YOU SOLD	FEDERATED US TREAS OBLIGATION INSTIT @ 1	(11,612.38)	\$11,612.38
TOTAL CORE FUND ACTIVITY					\$7,866.49

ACTIVITY > ADDITIONS AND WITHDRAWALS > OTHER ADDITIONS AND WITHDRAWALS

Date	Account Type	Transaction	Description	Quantity	Amount	Cost Basis	Gain (Loss)
Other Additions and Withdrawals							
03/31/16	CASH	WIRE TRANS TO BANK	WD50533664		(\$11,612.38)		
Total Other Additions and Withdrawals					(\$11,612.38)		
TOTAL ADDITIONS AND WITHDRAWALS					(\$11,612.38)		

ACTIVITY > INCOME > TAXABLE INCOME

Settlement Date	Account Type	Transaction	Description	Quantity	Amount
Taxable Dividends					
02/29/16	CASH	DIVIDEND RECEIVED	FEDERATED US TREAS OBLIGATION INSTIT DIVIDEND RECEIVED		\$104.46
Total Taxable Dividends					\$104.46

Taxable Interest

Fifth Third Securities, Inc.

Account carried with National Financial Services LLC, Member NYSE, SIPC

MN _CEBBSBNNBBGVDXR_BBBBB 20160331

Statement for the Period March 1, 2016 to March 31, 2016

MEDINA CITY SCHOOLS - Corporation



ACTIVITY > INCOME > TAXABLE INCOME *continued*

Settlement Date	Account Type	Transaction	Description	Quantity	Amount
03/02/16	CASH	INTEREST	FARM BUR BK FSB NV CD 1.05000% 02/02/2018		\$208.56
03/06/16	CASH	INTEREST	PLATINUM BK BRANDON FLA 0.70000% 02/06/2017 CD		\$139.04
03/11/16	CASH	INTEREST	WINTER HILL BANK FSB 0.70000% 02/10/2017		\$139.04
03/12/16	CASH	INTEREST	STEARNS BK NA ST CLOUD MN CD 1.00000% 02/12/2018		\$197.04
03/13/16	CASH	INTEREST	LANDMARK CMNTY BK TN CD 1.05000% 02/13/2018		\$208.56
03/17/16	CASH	INTEREST	COMMUNITY FINL SVCS BK KY CD 1.05000% 05/17/2018		\$206.89
03/18/16	CASH	INTEREST	WELCH ST BK OKLA CD 0.70000% 02/17/2017		\$139.04
03/19/16	CASH	INTEREST	BANK NORTH CAROLINA NC CD 1.05000% 02/20/2018		\$206.89
03/19/16	CASH	INTEREST	EAGLEBANK BETHESDA MD CD 1.00000% 02/20/2018		\$198.63
03/19/16	CASH	INTEREST	FIRST FINL NORTHWEST BK RENTON CD 1.15000% 08/20/2018		\$226.60
03/20/16	CASH	INTEREST	BBCN BK LOS ANGELES CA 0.75000% 02/21/2017 CD		\$148.97

Fifth Third Securities, Inc.

Account carried with National Financial Services LLC, Member
NYSE, SIPC

MN _CEBBSBNNBBGVDXR_BBBBB 20160331

Statement for the Period March 1, 2016 to March 31, 2016

MEDINA CITY SCHOOLS - Corporation



ACTIVITY > INCOME > TAXABLE INCOME *continued*

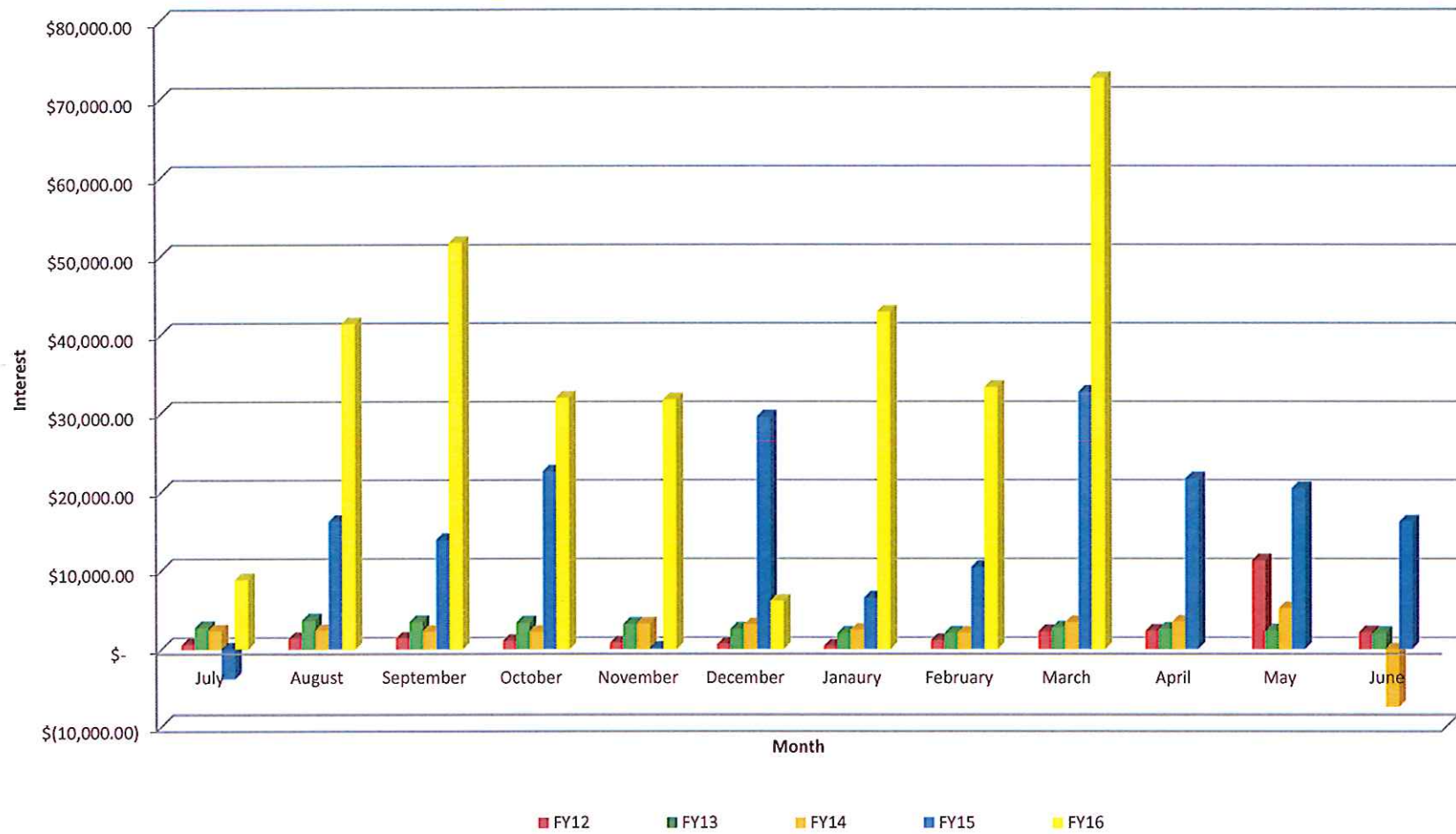
Settlement Date	Account Type	Transaction	Description	Quantity	Amount
03/23/16	CASH	INTEREST	BANK RHODE IS PROVIDENCE RI 0.75000% 01/23/2017 CD		\$148.97
03/23/16	CASH	INTEREST	BROOKLINE BK MASS CD 0.75000% 01/23/2017		\$148.97
03/23/16	CASH	INTEREST	FIRST IPSWICH BANCORP 0.75000% 01/23/2017 CD		\$148.97
03/27/16	CASH	INTEREST	SOUTHWEST BK FT WORTH TEX 0.75000% 01/27/2017 CD		\$148.97
03/29/16	CASH	INTEREST	FIRSTBANK PR SANTURCE CD 1.35000% 07/30/2018		\$266.01
03/30/16	CASH	INTEREST	BIDDEFORD SVGS BANK CD 0.70000% 01/30/2017		\$143.84
03/30/16	CASH	INTEREST	CARDINAL BK NATL ASSN VA 1.10000% 01/30/2018 CD		\$226.03
03/30/16	CASH	INTEREST	CUSTOMERS BK PHOENIXVILLE PA 1.15000% 01/30/2018 CD		\$236.30
03/30/16	CASH	INTEREST	MERRICK BK SOUTH JORDAN UTAH 0.75000% 01/30/2017 CD		\$154.11
Total Taxable Interest					\$3,641.43
Total Taxable Income					\$3,745.89
TOTAL INCOME					\$3,745.89

Fifth Third Securities, Inc.

MN _CEBBSBNNBBGVDXR_BBBBB 20160331

Account carried with National Financial Services LLC, Member
NYSE, SIPC

Total Monthly Interest Earnings



FINANCIAL SUMMARY REPORT
Processing Month: March 2016
MEDINA CITY SCHOOL DISTRICT

Fnd	Sc	Description	Beginning Balance	MTD Revenues	FYTD Revenues	MTD Expenditures	FYTD Expenditures	Current Available Balance
001	0000	GENERAL FUND	32,985,704.11	3,832,325.07	62,307,827.12	5,557,472.42	51,351,954.62	43,941,576.61
002	0000	BOND RETIREMENT	1,142,438.94	60,844.34	1,358,897.21	11,352.91	1,323,851.94	1,177,484.21
002	9000	BOND RETIREMENT - NEW ELE	3,755,170.16	177,438.64	3,950,470.82	33,112.81	3,387,113.53	4,318,527.45
002	9012	LOCAL SALES TAX RETIREMEN	516,013.06	.00	1,273,669.06	.00	1,179,013.37	610,668.75
002	9014	CONSOLIDATION - ENERGY &	.00	.00	348,731.25	.00	318,824.96	29,906.29
003	0000	PERMANENT IMPROVEMENT FUN	4,628.88	.00	.00	.00	.00	4,628.88
003	9000	PERMANENT IMPROVEMENT FUN	989.14	.00	.00	.00	.00	989.14
003	9001	MEDINA CITY REC CENTER-PE	335,565.38	.00	138,000.00	.00	6,508.75	467,056.63
006	0000	LUNCHROOM FUND	82,888.99	226,706.01	1,614,860.69	192,231.37	1,699,319.82	1,570.14-
007	9004	COLLINS SCHOLARSHIP/POST-	2,000.97	.00	15,000.00	.00	.00	17,000.97
007	9110	ART TRUST - GARFIELD	9,815.51	15.93	93.75	.00	.00	9,909.26
007	9333	RIOS STUDENT LEADER SCHOL	26,013.84	48.56	4,199.07	.00	.00	30,212.91
007	9901	BIXLER SCHOLARSHIP FUND	125.00	.00	.00	.00	.00	125.00
008	9002	KANEHL MUSIC TRUST	33,215.76	104.82	3,833.12-	.00	.00	29,382.64
008	9003	RICHARD HOFFMAN COLLINS M	596,399.00	10,459.72-	60,602.15-	.00	.00	535,796.85
008	9112	ELAINE BUSHMAN FUND	17,183.92	237.51-	570.87-	.00	.00	16,613.05
009	9000	STAR	.00	149.00	10,501.25	.00	.00	10,501.25
009	9110	UNIFORM SUPPLIES GARFIELD	15,470.83	221.50	4,405.69	367.89	3,111.86	16,764.66
009	9120	UNIFORM SUPPLIES - CANAVA	15,163.54	547.34	10,738.09	100.38	11,009.98	14,891.65
009	9130	UNIFORM SUPPLIES - FENN	29,246.19	586.75	10,373.40	153.98	9,407.17	30,212.42
009	9140	UNIFORM SUPPLIES - HERITA	11,627.57	256.75	10,062.72	.00	12,900.33	8,789.96
009	9160	UNIFORM SUPPLIES - BLAKE	2,577.72	537.75	14,161.50	354.14	13,633.02	3,106.20
009	9170	UNIFORM SUPPLIES - RALPH	10,591.78	538.50	16,257.57	9.34	15,567.12	11,282.23
009	9180	UNIFORM SUPPLIES - ELIZA	7,930.10	148.50	13,811.66	.00	11,094.18	10,647.58
009	9200	UNIFORM SUPPLIES - CLAGGE	91,614.98	1,570.94	20,246.84	.00	47,123.94	64,737.88
009	9210	UNIFORM SUPPLIES - A.I. R	38,239.36	2,004.80	23,721.12	1,881.75	41,440.42	20,520.06
009	9300	UNIFORM SUPPLIES - SENIOR	85,426.43	3,241.25	85,690.77	10,881.69	84,248.13	86,869.07
009	9304	AVIATION/PHOTOGRAPHY	3.87	.00	.00	.00	.00	3.87
014	9015	MEDINA CNTY JUV DET CNTR	57,622.71	.00	56,533.60	.00	114,156.31	.00
014	9016	MEDINA CNTY JUV DET CNTR	.00	24,360.00	182,804.37	21,734.09	169,625.47	13,178.90
014	9111	CFIT FY11	5,550.01	.00	.00	.00	.00	5,550.01
014	9115	EVOLVE FY 15	240,778.90	.00	5,730.91	1.42	225,972.49	20,537.32
014	9116	EVOLVE FY 16	.00	57,000.00	625,549.34	39,914.80	304,185.55	321,363.79
016	0000	EMERGENCY LEVY	7,001,465.00	299,406.14	6,957,587.19	322,469.17	2,584,544.29	11,374,507.90
018	0000	PRINT SHOP	6,613.33	.00	70.00	.00	.00	6,683.33
018	9000	PUBLIC SCHOOL SUPPORT - S	16.70	.00	.00	.00	.00	16.70
018	9110	PRINCIPAL'S FUND - GARFIE	36,689.23	950.89	3,710.44	528.46	4,419.27	35,980.40
018	9111	GARFIELD SCHOOL STORE	1,034.70	.00	.00	.00	142.70	892.00
018	9113	GARFIELD MEDIA CENTER	741.60	.00	42.70	.00	.00	784.30
018	9120	PRINCIPAL - CANAVAN	53,473.21	4,826.33	9,421.71	794.77	7,838.09	55,056.83
018	9122	CANAVAN SCHOOL STORE	586.69	.00	.00	.00	.00	586.69
018	9123	BOOK FAIR - CANAVAN	10,140.97	5.09-	5,206.29	.00	5,552.27	9,794.99
018	9130	PRINCIPAL - FENN	36,499.52	3,057.51	10,115.61	1,810.05	5,655.52	40,959.61
018	9132	FENN SCHOOL STORE	465.46	161.98	917.48	154.24	678.71	704.23
018	9133	BOOK FAIR - FENN	7,985.13	19.99-	62.11	.00	.00	8,047.24
018	9135	MEDINA SKI TEAM - DISTRIC	3,697.68	.00	.00	.00	3,804.00-	7,501.68

Date: 4/12/16

F I N A N C I A L S U M M A R Y R E P O R T
Processing Month: March 2016
MEDINA CITY SCHOOL DISTRICT

Page: 2
(FINSUM)

Fnd	Sc	Description	Beginning Balance	MTD Revenues	FYTD Revenues	MTD Expenditures	FYTD Expenditures	Current Available Balance
018	9140	PRINCIPAL'S FUND - HERITA	33,209.13	4,258.62	9,504.25	174.46	14,009.60	28,703.78
018	9143	HERITAGE MEDIA CENTER	15,889.77	.00	5,194.89	369.45	5,409.83	15,674.83
018	9160	PRINCIPAL'S FUND - H G BL	41,839.02	4,517.99	10,813.29	629.23	8,800.43	43,851.88
018	9163	BLAKE MEDIA CENTER	11,996.03	12.76	4,905.52	.00	.00	16,901.55
018	9164	FIELD TRIPS/BLAKE ELEMENT	.34	.00	.00	.00	.00	.34
018	9170	PRINCIPALS FUND - RALPH W	57,398.38	9,699.56	20,677.14	1,454.29	8,528.20	69,547.32
018	9171	WAITE SCHOOL STORE	50.00	.00	.00	.00	.00	50.00
018	9173	MEDIA CENTER RALPH WAITE	2,131.66	31.95	8,548.49	.00	5,500.00	5,180.15
018	9174	FIELD TRIPS RALPH WAITE E	7,014.87	.00	2,412.00	.00	.00	9,426.87
018	9180	PRINCIPALS FUND ELIZA NOR	33,705.90	4,557.17	12,591.47	1,521.40	8,701.01	37,596.36
018	9181	NORTHROP ELEMENTARY SCHOO	1,245.07	.00	255.00	.00	.00	1,500.07
018	9183	MEDIA CENTER ELIZA NORTHR	4,837.73	20.00	5,668.57	.00	4,507.46	5,998.84
018	9184	FIELD TRIPS ELIZA NORTHRO	146.00	.00	.00	.00	.00	146.00
018	9200	PRINCIPAL'S FUND - CLAGGE	90,652.59	3,837.70	22,111.10	1,728.03	10,749.07	102,014.62
018	9201	CLAGGETT M.S. - WASHINGTO	77.09	.00	.00	.00	.00	77.09
018	9203	CLAGGETT M.S. MEDIA CENTE	4,504.98	25.63	4,748.61	.00	3,661.52	5,592.07
018	9210	PRINCIPAL'S FUND - ROOT M	17,036.27	5.00	17,514.07	162.59	14,709.00	19,841.34
018	9211	ROOT M.S. MEDIA CENTER	9,135.80	.00	4,060.52	.00	4,385.75	8,810.57
018	9212	ROOT M.S. - WASHINGTON TR	355.00	.00	.00	.00	.00	355.00
018	9300	PRINCIPAL'S FUND - SENIOR	41,353.09	846.80	54,624.58	6,523.90	20,950.90	75,026.77
018	9301	MEDIA CENTER FUND	1,163.30	.00	30.00	.00	.00	1,193.30
018	9302	SPECIAL FUNDRAISER - SENI	37,086.18	.00	.00	.00	.00	37,086.18
018	9303	PERFORMING ARTS	89,352.93	2,969.00	23,353.00	2,851.05	23,904.68	88,801.25
018	9304	BATTLING BEES BOOKSTORE	11,177.88	1,052.66	7,593.46	712.00	6,318.30	12,453.04
018	9305	FLEXIBLE CREDIT FUND	6,682.04	100.00	450.00	183.99	183.99	6,948.05
018	9900	INSERVICE - CENTRAL	3,702.01	.00	.00	.00	.00	3,702.01
018	9901	PUBLIC SCHOOL SUPPORT - I	16,599.32	.00	.00	19.16	6,175.97	10,423.35
018	9902	INSERVICE - SUPERINTENDEN	24,720.92	.00	.00	.00	.00	24,720.92
018	9903	BOARD/STUDENT DEVELOPMENT	2,800.00	.00	.00	.00	.00	2,800.00
018	9904	WELLNESS FUND	502.00	.00	.00	.00	.00	502.00
018	9905	PUBLIC SCHOOL SUPPORT/STU	51,080.15	.00	16,000.00	.00	14,156.63	52,923.52
018	9906	COMMUNICATIONS - PUBLIC S	1,597.53	.00	1,250.00	.00	2,505.00	342.53
018	9910	MAINTENANCE DEPARTMENT	3,902.36	.00	.00	.00	.00	3,902.36
018	9920	TRSP FUND	3,290.70	.00	.00	.00	408.52	2,882.18
018	9930	Resource Connection	1,500.00	.00	.00	.00	.00	1,500.00
019	9016	MCDAC GRANT FY16	.00	.00	61,776.00	9,921.03	84,057.10	22,281.10
019	9018	LOWE'S LIGHT UP GARFIELD	48.08	.00	.00	.00	.00	48.08
019	9020	RIF PROGRAM GRANT - NORTH	400.73	.00	.00	.00	.00	400.73
019	9021	JENNINGS - BLAKE - BRYNIA	.82	.00	.00	.00	.00	.82
019	9023	PUBLIC EDUCATION LEADERSH	11,650.00	1,250.00	4,528.60	.00	16,178.59	.01
019	9029	MARTHA HOLDEN JENNINGS GR	6.82	.00	.00	.00	.00	6.82
019	9030	PERFORMANCE BASED ASSESSM	79.76	.00	.00	.00	.00	79.76
019	9031	PBA FY11	256.96	.00	.00	.00	.00	256.96
019	9113	ACS-HACH CHEMISTRY GRANT	96.34	.00	.00	.00	.00	96.34
019	9180	PPG INNOVATIVE CLASSROOM	.00	.00	999.00	.00	.00	999.00
019	9213	VIDEO CLUB GRANT - MHS	2.82	.00	.00	.00	.00	2.82

F I N A N C I A L S U M M A R Y R E P O R T
Processing Month: March 2016
MEDINA CITY SCHOOL DISTRICT

Fnd	Sc	Description	Beginning Balance	MTD Revenues	FYTD Revenues	MTD Expenditures	FYTD Expenditures	Current Available Balance
019	9313	JENNINGS - NORTHROP - MIL	13.86	.00	.00	.00	.00	13.86
019	9413	3M AND OTHER GRANT	152.03	.00	.00	.00	.00	152.03
019	9513	NEA STUDENT ACHIEVEMENT G	191.88	.00	.00	.00	.00	191.88
019	9613	FUEL UP - CONDOSTA - ROOT	1,393.05	.00	175.00	.00	.00	1,568.05
019	9715	FUEL UP - BLAKE - FY15	227.94	.00	.00	.00	75.49	152.45
019	9816	PPG INDUSTRIES GRANT HS	.00	.00	1,000.00	.00	1,000.00	.00
020	9001	TRANSPORTATION ENTERPRISE	48,725.80	569.48	22,025.59	15,146.43	24,464.18	46,287.21
022	9000	Unclaimed funds	16,813.95	.00	.00	.00	.00	16,813.95
022	9093	DIVERSION PROGRAM FED MON	1,000.00	.00	.00	.00	.00	1,000.00
022	9094	DIVERSION PROGRAM - FED.	1,000.00	.00	.00	.00	.00	1,000.00
022	9300	OH HIGH SCHOOL ATH ASSOC	302.10	6,552.00	61,415.39	14,103.74	61,535.71	181.78
024	9001	MEDICAL AND DRUG/SELF INS	5,476,794.78	659,488.58	5,851,009.50	728,974.62	5,999,823.53	5,327,980.75
024	9002	DENTAL SELF INSURANCE FUN	441,208.08	49,772.30	443,790.26	50,602.70	453,704.10	431,294.24
024	9094	FLEX PRO	35,506.54	.00	.00	508.20	5,279.70	30,226.84
027	0000	WORKMANS COMP.-SELF INS	122,973.34	10,525.73	103,128.08	48,201.27	105,215.35	120,886.07
071	9013	LOCAL SALES TAX PERMANENT	1,993,016.37	.00	2,222,001.48	10,866.33	2,242,260.49	1,972,757.36
200	9110	GARFIELD STUDENT COUNCIL/	1,602.85	2.57	138.59	.00	141.09	1,600.35
200	9121	ELLA CANAVAN STUDENT COUN	1,101.35	1.37	308.06	.00	560.06	849.35
200	9134	FENN STUDENT BUSINESS	5.48	.00	2.96	.00	.00	8.44
200	9140	STUDENT COUNCIL - HERITAG	143.89	.23	1.13	.00	.00	145.02
200	9184	NORTHROP ELEMENTARY STUDE	46.08	.07	.36	.00	.00	46.44
200	9185	K-KIDS KIWANIS ACTIVITY C	2,571.62	447.03	1,847.57	18.00	1,011.09	3,408.10
200	9202	CLAGGETT MIDDLE SCH. STUD	7,189.84	8.36	1,730.60	333.16	3,717.63	5,202.81
200	9203	PEP CLUB - CLAGGETT MIDDLE	1,343.49	2.18	10.53	.00	.00	1,354.02
200	9204	CLAGGETT MIDDLE SCHOOL CH	384.26	.62	3.01	.00	.00	387.27
200	9205	CLAGGETT MIDDLE SCH. BUIL	1,646.11	3.06	288.93	34.10	34.10	1,900.94
200	9208	MAT CLUB - CLAGGETT MIDDLE	769.22	1.25	5.89	.00	.00	775.11
200	9209	CLAGGETT MIDDLE SCHOOL DR	10,536.75	6,520.07	6,582.22	1,072.40	3,665.64	13,453.33
200	9211	WORK STUDY CLUB	100.50	.16	.78	.00	.00	101.28
200	9213	ENVIRONMENTAL CLUB - CLAG	83.94	.00	.00	.00	.00	83.94
200	9251	PEP CLUB - ROOT M.S.	634.34	1.03	4.96	.00	.00	639.30
200	9252	CHEERLEADERS - ROOT M.S.	39.47	.06	.31	.00	.00	39.78
200	9253	BUILDERS' CLUB - ROOT M.S	3,091.64	5.01	24.22	.00	.00	3,115.86
200	9256	DRAMA CLUB - ROOT M.S.	1,754.36	4.60	4,012.95	.00	2,902.83	2,864.48
200	9257	ENVIRONMENTAL CLUB - ROOT	11.65	.02	.09	.00	.00	11.74
200	9258	STUDENT COUNCIL - ROOT M.	3,349.76	5.64	441.46	.00	279.02	3,512.20
200	9301	YOUNG AMERICANS FOR FREED	53.23	.09	.42	.00	.00	53.65
200	9302	ART CLUB	130.16	.21	1.00	.00	.00	131.16
200	9303	AMERICAN FIELD SERVICE	352.06	.57	2.76	.00	.00	354.82
200	9304	CAREER ASSOCIATION	235.99	.38	1.85	.00	.00	237.84
200	9305	CHEMCLUB	.00	.00	290.00	.00	.00	290.00
200	9307	CHOIR	40,504.46	2,096.43	13,932.38	650.00	7,504.46	46,932.38
200	9308	COMPUTER CLUB	64.85	.58	1.93	.00	.00	66.78
200	9310	DELTA EPSILON PHI - NAT'L	.45	.00	.00	.00	.00	.45
200	9312	DRAMA CLUB	38,607.55	67.45	7,306.16	.00	3,942.86	41,970.85
200	9315	LEADER WITHIN U	268.99	.44	2.11	.00	.00	271.10

F I N A N C I A L S U M M A R Y R E P O R T
Processing Month: March 2016
MEDINA CITY SCHOOL DISTRICT

Fnd	Sec	Description	Beginning Balance	MTD Revenues	FYTD Revenues	MTD Expenditures	FYTD Expenditures	Current Available Balance
200	9316	FRENCH CLUB	8.71	.00	.00	.00	.00	8.71
200	9318	GIRLS LEADERSHIP CLUB	1,695.62	3.02	1,086.79	505.37	902.87	1,879.54
200	9321	KEY CLUB	10,139.06	412.26	16,698.94	60.59	3,655.06	23,182.94
200	9323	MEDINAMITE	671.81	.60	4.11	.00	300.00	375.92
200	9324	MEDINIAN	3,232.89	434.13	17,337.07	.00	2,446.40	18,123.56
200	9325	MUSIC - BAND	17,379.57	28.18	4,036.99	2,087.88	3,884.62	17,531.94
200	9326	NATIONAL HONOR SOCIETY	3,854.55	6.24	30.19	.00	.00	3,884.74
200	9327	ORCHESTRA	17,507.53	29.92	1,111.87	.00	.00	18,619.40
200	9330	SCIENCE OLYMPIAD CLUB	132.99	.22	1.05	.00	.00	134.04
200	9331	SKI CLUB	2.87	.00	.00	.00	.00	2.87
200	9332	SPANISH CLUB	5,834.45	10.75	3,132.25	.00	2,277.40	6,689.30
200	9333	STUDENT COUNCIL	54,083.91	2,308.78	30,448.35	950.49	43,135.91	41,396.35
200	9334	WORK STUDY CLUB	4,619.68	325.36	581.95	.00	.00	5,201.63
200	9335	LATIN CLUB	1,456.47	2.68	1,496.91	110.66	1,287.49	1,665.89
200	9336	INTERACT ORGANIZATION	1,566.20	2.54	12.27	.00	.00	1,578.47
200	9337	AMERICAN SIGN LANGUAGE CL	.00	.00	150.00	28.44	28.44	121.56
200	9339	SPEECH/DEBATE CLUB	5,063.38	1,805.61	28,182.40	7,221.29	20,420.04	12,825.74
200	9340	S. A. D. D.	1,100.84	19.54	791.87	.00	931.51	961.20
200	9345	INTERNATIONAL CLUB	4,654.18	7.54	36.46	.00	.00	4,690.64
200	9346	PENGUIN BOWL/NOSB	4.42	.00	340.00	340.00	340.00	4.42
200	9350	TECHNOLOGY CLUB	1,201.55	20.05	542.59	24.92	1,713.23	30.91
200	9351	THE JUNIOR STATESMEN OF A	1,159.58	1.88	9.08	.00	.00	1,168.66
200	9352	VIDEO CLUB - SR HI	10,631.06	11.04	551.87	.00	4,313.63	6,869.30
200	9353	CHINESE CLUB	670.71	1.31	357.19	.00	214.98	812.92
200	9355	GAY STRAIGHT ALLIANCE	602.76	1.19	627.44	.00	492.00	738.20
200	9380	V O F T	44,944.78	64.00	9,382.61	2,500.00	14,502.38	39,825.01
200	9408	CLASS OF 2008	66.00	.00	.00	.00	.00	66.00
200	9412	CLASS OF 2012	2,655.86	.00	.00	.00	.00	2,655.86
200	9413	CLASS OF 2013	706.03	1.14	5.52	.00	.00	711.55
200	9414	CLASS OF 2014	356.45	.58	2.80	.00	.00	359.25
200	9415	CLASS OF 2015	1,415.24	1.54	7.99	.00	463.39	959.84
200	9416	CLASS OF 2016	2,621.61	4.00	2,656.67	.00	2,791.07	2,487.21
200	9417	CLASS OF 2017	3,465.30	35.21	19,442.08	439.89	1,001.24	21,906.14
200	9418	CLASS OF 2018	2,030.90	6.69	2,282.11	.00	153.34	4,159.67
200	9419	CLASS OF 2019	.00	4.00	2,485.86	.00	.00	2,485.86
200	9999	GENERIC STUDENT ACTIV. FD	.01	.00	.00	.00	.00	.01
300	0000	ATHLETIC FUND	176,816.39	4,267.34	293,832.94	21,939.44	271,088.12	199,561.21
300	9121	WORLD WATCHER'S CLUB	7,362.04	.00	.00	.00	.00	7,362.04
300	9201	CLAGGETT MIDDLE SCH. BAND	23,254.29	.00	26,215.50	.00	15,226.82	34,242.97
300	9202	CLAGGETT MIDDLE SCH. ORCH	223.00	.00	.00	.00	.00	223.00
300	9203	CLAGGETT MIDDLE SCHOOL LI	370.00	.00	.00	.00	.00	370.00
300	9204	CLAGGETT M.S. CHOIR FUND	634.10	.00	.00	.00	.00	634.10
300	9208	CLAGGETT - 6TH GRADE TRIP	15,381.50	2,770.50	86,730.50	.00	100,631.33	1,480.67
300	9250	ROOT M.S. BAND FUND	14,740.77	.00	20,804.75	.00	13,096.08	22,449.44
300	9251	ROOT M.S. ORCHESTRA FUND	923.15	.00	.00	.00	.00	923.15
300	9252	ROOT M.S. CHOIR FUND	3,270.15	.00	.00	.00	.00	3,270.15

F I N A N C I A L S U M M A R Y R E P O R T
Processing Month: March 2016
MEDINA CITY SCHOOL DISTRICT

Fnd	Sc	Description	Beginning Balance	MTD Revenues	FYTD Revenues	MTD Expenditures	FYTD Expenditures	Current Available Balance
300	9253	ROOT M.S. BEEHIVE	.00	70.96	136.38	.00	.00	136.38
300	9258	ROOT - DISTRICT SUPERVISE	92,209.48	12,242.25	21,013.80	.00	94,109.50	19,113.78
300	9259	ROOT DANCE TEAM	528.00	.00	.00	.00	.00	528.00
300	9302	BOYS VOLLEYBALL	4,832.48	1,690.00	1,690.00	488.50	613.50	5,908.98
300	9303	HUDDLE/SHUDDLE	1,564.17	.00	1,390.00	340.14	1,188.80	1,765.37
300	9304	LINK CREW	3,563.95	.00	144.00	10.62	1,998.52	1,709.43
300	9305	MHS DANCE TEAM	945.50	.00	754.00	.00	598.96	1,100.54
300	9306	MHS - DISTRICT SUPERVISED	.00	.00	119.70	.00	119.70	.00
300	9313	DRAMA/MUSICAL	23,452.15	5,994.00	15,240.00	.00	16,498.50	22,193.65
300	9325	BAND - DISNEYLAND	9,300.98	.00	.00	.00	.00	9,300.98
300	9334	BEEHIVE CAFE	15,456.85	2,047.66	11,923.05	1,458.63	8,851.52	18,528.38
300	9380	V O F T	640.58	.00	.00	.00	.00	640.58
300	9390	GLOBAL TRIPS	.00	218.00	218.00	.00	.00	218.00
401	9000	ST FRANCIS - MOBILE UNIT	846.72-	.00	.00	15,000.00-	237,701.38	238,548.10-
401	9015	AUXILIARY FUNDS/ST FRANCI	83,565.88	.00	.00	.00	83,565.88	.00
401	9016	AUXILIARY FUNDS/ST FRANCI	.00	312.68	386,737.87	13,008.13	192,185.43	194,552.44
401	9025	AUX FUNDS NURTURY FY15	5,645.69	.00	.00	.00	5,645.69	.00
401	9026	AUX FUNDS NURTURY	.00	18.58	14,911.86	.00	3,353.99	11,557.87
401	9035	AUX FUNDS MCA FY15	9,609.88	.00	.00	.00	9,609.88	.00
401	9036	AUX FUNDS MCA	.00	101.64	129,121.01	5,391.56	65,878.67	63,242.34
401	9045	KIDS COUNTRY FY15	13,909.15	.00	.00	.00	13,909.15	.00
401	9046	AUX FUNDS KIDS COUNTRY	.00	13.21	8,302.40	.00	82.37	8,220.03
401	9064	SM WONDERS FY14	1,094.40	.00	.00	.00	1,094.40	.00
401	9065	SM WONDERS FY15	3,155.91	.00	.00	.00	3,155.91	.00
401	9066	SM WONDERS	.00	.00	1,644.12	.00	.00	1,644.12
432	9097	MANAGE. INFO. SYS. FUND	.80	.00	.00	.00	.00	.80
450	9008	SCHOOLNET PLUS FY2008: GR	1.00	.00	.00	.00	.00	1.00
451	9013	CONNECTIVITY 2013	800.00	.00	.00	.00	.00	800.00
451	9016	CONNECTIVITY FY16	.00	9,900.00	19,800.00	9,800.00	9,800.00	10,000.00
452	9008	SCHOOLNET PROFESSIONAL DE	66.15	.00	.00	.00	.00	66.15
463	9015	ALT ED FY15	1,997.79-	.00	9,031.87	.00	7,034.08	.00
463	9016	ALT ED	.00	3,596.28	24,939.31	3,596.28	28,535.59	3,596.28-
499	9012	INTERN PSYCH FY12	45.81	.00	.00	.00	.00	45.81
499	9013	INTERN PSYCH FY13	39.97	.00	.00	.00	.00	39.97
499	9015	INTERN PSYCH FY15	151.68	.00	.00	.00	151.68	.00
499	9024	LOCAL GOVERNMENT INNOVATI	7,750.00	.00	.00	.00	.00	7,750.00
499	9039	INTERN PSYCHOLOGIST GRANT	2.20	.00	.00	.00	.00	2.20
499	9112	E-TECH BLENDED LEARNING G	321.71	.00	.00	.00	.00	321.71
506	9014	RESIDENT EDUCATOR GRANT	950.00	.00	.00	.00	.00	950.00
516	9015	TITLE VI-B	113,553.83-	.00	314,940.95	.00	198,696.30	2,690.82
516	9016	TITLE VI-B	.00	117,545.41	812,228.29	146,622.78	958,621.17	146,392.88-
516	9115	DESLEXIA GRANT FY 15	.00	.00	11,318.39	.00	11,318.39	.00
572	9015	TITLE I FY 15	33,395.43	.00	151,555.12	.00	184,950.55	.00
572	9016	TITLE I	.00	40,766.46	307,456.41	63,528.80	368,242.85	60,786.44-
572	9115	TITLE I-D FY 15	9,325.61-	.00	26,406.16	.00	17,080.55	.00
572	9116	TITLE I-D	.00	1,108.84	8,161.33	4,739.76	15,643.45	7,482.12-

Date: 4/12/16

F I N A N C I A L S U M M A R Y R E P O R T
Processing Month: March 2016
MEDINA CITY SCHOOL DISTRICT

Page: 6
(FINSUM)

Fnd	Sc	Description	Beginning Balance	MTD Revenues	FYTD Revenues	MTD Expenditures	FYTD Expenditures	Current Available Balance
587	9015	PRESCHOOL FY 15	367.25-	.00	4,523.62	.00	4,156.37	.00
587	9016	PRESCHOOL	.00	1,641.75	8,234.67	3,935.03	12,169.70	3,935.03-
590	9015	TITLE II-A FY15	47,131.53-	.00	71,930.54	.00	24,799.01	.00
590	9016	TITLE II-A	.00	10,822.98	81,796.57	13,054.55	96,322.23	14,525.66-
599	9015	CHILD NUTRITION - TEAM NU	1,200.00-	.00	.00	.00	.00	1,200.00-
		Grand Total All Funds	56,762,717.73	5,676,227.94	91082,649.67	7,366,223.16	75298,989.71	72546,377.69
		Total Invested Funds	.00					

Check#	Check Date	Org Sta	Vendor Paid	Check Amount	Status Date
007265	03/14/2016	M/M	GORDON FOOD SERVICE	23,928.16	
007266	03/14/2016	M/M	GORDON FOOD SERVICE	3,235.51	
007267	03/09/2016	M/M	MEMO - FLEXSAVE	508.20	
007268	03/11/2016	M/M	MEMO - MEDICAL MUTUAL	154,559.72	
007269	03/04/2016	M/M	MEMO - MEDICAL MUTUAL	118,435.21	
007270	03/03/2016	M/M	MEMO - MEDICAL MUTUAL	71,118.39	
007271	03/01/2016	M/M	MEMO - MEDICAL MUTUAL	171,349.92	
007272	03/22/2016	M/M	MEMO - MEDICAL MUTUAL	71,180.44	
007273	03/21/2016	M/M	MEMO - U.S. BANK (Treas Off)	18.74	
007274	03/21/2016	M/M	MEMO - U.S. BANK PURCHASE CARD	18,776.99	
007275	03/04/2016	M/M	OHIO DEPT OF ED - MEMO CK	81,664.41	
007276	03/18/2016	M/M	OHIO DEPT OF ED - MEMO CK	136,107.86	
007277	03/29/2016	M/M	MEMO - MEDICAL MUTUAL	142,330.94	
007278	03/29/2016	M/M	SYSCO FOOD SERVICES CLEVELAND	22,373.94	
007279	03/29/2016	M/M	SYSCO FOOD SERVICES CLEVELAND	2,023.17	
007280	03/31/2016	M/M	MEMO - BUREAU WORK COMP	1,878.27	
007281	03/28/2016	M/M	MEMO MET LIFE INSURANCE	54,750.80	
007282	03/11/2016	M/M	MEMO --S T R S	134,834.92	
007283	03/11/2016	M/M	MEMO --S E R S	3,637.91	
007284	03/11/2016	M/M	MEMO - FIRST MERIT BANK	25,374.18	
007285	03/11/2016	M/M	MEMO - BUREAU WORK COMP	5,169.67	
007286	03/25/2016	M/M	MEMO --S T R S	138,481.92	
007287	03/25/2016	M/M	MEMO --S E R S	3,637.91	
007288	03/25/2016	M/M	MEMO - FIRST MERIT BANK	26,196.23	
007289	03/25/2016	M/M	MEMO - BUREAU WORK COMP	5,356.06	
007290	03/25/2016	M/M	MEMO-MCSD SELF INS. MEDICAL	538,773.23	
007291	03/25/2016	M/M	MEMO DENTAL SELF	40,625.74	
007292	03/11/2016	M/M	MEMO-MCSD SELF INS. MEDICAL	2,626.71	
007293	03/11/2016	M/M	MEMO DENTAL SELF	151.08	
007294	03/31/2016	M/M	STRS	407,630.00	
007295	03/31/2016	M/M	SERS - MEMO	146,032.00	
007296	03/31/2016	T/T	MEMO -MEDINA CITY SCHOOLS	14,185.75	
610517	03/10/2016	W/R	ADLER TEAM SPORTS	528.00	03/22/2016
610518	03/10/2016	W/R	AIRGAS USA, LLC	50.64	03/22/2016
610519	03/10/2016	W/R	AKRON BEARING COMPANY, INC.	839.75	03/22/2016
610520	03/10/2016	W/R	AKRON CHILDRENS HOSPITAL	22,780.33	03/22/2016
610521	03/10/2016	W/R	ALBRIGHT SECURITY CENTER, INC.	53.00	03/28/2016
610522	03/10/2016	W/R	ALEXANDRA LYNCHA	14.69	03/22/2016
610523	03/10/2016	W/W	ALEXANDRIA VILLENEUVE	10.62	
610524	03/10/2016	W/R	ALLIED PIANO MOVERS INC	260.00	03/22/2016
610525	03/10/2016	W/R	AMERICAN HEATTEK CORP	594.00	03/22/2016
610526	03/10/2016	W/R	AMERICAN TIME & SIGNAL COMPANY	129.89	03/22/2016
610527	03/10/2016	W/R	AMY M SAWAN	71.69	03/10/2016
610528	03/10/2016	W/R	ANDREW BRENNER	181.44	03/10/2016
610529	03/10/2016	W/W	ANDREW LADE	13.75	
610530	03/10/2016	W/R	ANTHONY BELSITO	288.00	03/22/2016
610531	03/10/2016	W/R	APOLLO PEST CONTROL COMPANY	520.00	03/22/2016
610532	03/10/2016	W/R	APPLE EDUCATION	1,249.00	03/22/2016
610533	03/10/2016	W/R	APPLIED MSS	663.62	03/22/2016
610534	03/10/2016	W/R	AQUACLEAR	50.40	03/22/2016
610535	03/10/2016	W/R	ARMSTRONG CABLE	457.01	03/22/2016
610536	03/10/2016	W/R	ARROW UNIFORM	1,789.34	03/22/2016

Date: 4/12/2016

C H E C K R E G I S T E R
Processing Month: March 2016
MEDINA CITY SCHOOL DISTRICT

Page: 2
(CHKREG)

Check#	Check Date	Org Sta	Vendor Paid	Check Amount	Status Date
610537	03/10/2016	W/R	AUSTIN ARGABRIGHT	105.90	03/10/2016
610538	03/10/2016	W/R	BAKER & TAYLOR COMPANY	4,087.32	03/22/2016
610539	03/10/2016	W/R	BARBARA A FRYE	1,069.50	03/10/2016
610540	03/10/2016	W/R	BARONS BUS LINES	3,650.00	03/22/2016
610541	03/10/2016	W/R	BLACKBOARD INC (WEBSITE)	12,500.00	03/28/2016
610542	03/10/2016	W/R	BLICK ART MATERIALS LLC	20.80	03/22/2016
610543	03/10/2016	W/R	BOB CLEIGHTON	30.00	03/30/2016
610544	03/10/2016	W/R	BOBBIE FOY	459.98	03/10/2016
610545	03/10/2016	W/R	DAIRYMENS	4,797.81	03/22/2016
610546	03/10/2016	W/R	BRICKER & ECKLER LLP	2,337.50	03/22/2016
610547	03/10/2016	W/R	BSN SPORTS	875.68	03/22/2016
610548	03/10/2016	W/R	BUEHLER'S MARKETS	719.77	03/22/2016
610549	03/10/2016	W/R	C MARTIN TRUCKING	1,262.02	03/22/2016
610550	03/10/2016	W/R	CAPP USA, INC.	6,857.78	03/22/2016
610551	03/10/2016	W/R	CARA R COUGHLIN	1,282.50	03/10/2016
610552	03/10/2016	W/R	CARDINAL BUS SALES &	4,075.87	03/22/2016
610553	03/10/2016	W/R	CAROLINA BIOLOGICAL SUPPLY CO.	2,731.57	03/22/2016
610554	03/10/2016	W/R	ADVANCE AUTO PARTS (CARQUEST)	580.56	03/22/2016
610555	03/10/2016	W/R	CARROT-TOP INDUSTRIES, INC.	92.65	03/22/2016
610556	03/10/2016	W/R	UNIVERSITY OF OREGON	168.00	03/22/2016
610557	03/10/2016	W/R	CENTRAL INSTRUMENT CO.	219.90	03/22/2016
610558	03/10/2016	W/R	CHARLENE FABIAN	20.00	03/10/2016
610559	03/10/2016	W/W	CHEMICAL PEOPLE OF MEDINA	500.00	
610560	03/10/2016	W/R	CHRISTOPHER HASSINGER	187.27	03/10/2016
610561	03/10/2016	W/R	CINTAS CORPORATION	535.97	03/22/2016
610562	03/10/2016	W/R	CINTAS FIRST AID & SAFETY	197.20	03/22/2016
610563	03/10/2016	W/R	CITY OF MEDINA	13,811.61	03/22/2016
610564	03/10/2016	W/R	CLEVELAND CLINIC ATWORK	660.84	03/30/2016
610565	03/10/2016	W/R	CLEVELAND PLUMBING SUPPLY CO.	965.64	03/22/2016
610566	03/10/2016	W/R	OHIO CERAMIC SUPPLY, INC.	390.40	03/22/2016
610567	03/10/2016	W/R	COLUMBIA GAS OF OHIO, INC	45.74	03/22/2016
610568	03/10/2016	W/R	CONNEY SAFETY PRODUCTS	1,603.72	03/22/2016
610569	03/10/2016	W/R	CRANDALL COMPANY, INC	29.88	03/22/2016
610570	03/10/2016	W/R	CROWN TROPHY OF MEDINA	140.00	03/22/2016
610571	03/10/2016	W/R	CUMMINS INTERSTATE POWER INC	7.00	03/22/2016
610572	03/10/2016	W/R	CUMMINS-ALLISON CORP.	696.00	03/22/2016
610573	03/10/2016	W/R	D&W DIESEL	205.00	03/22/2016
610574	03/10/2016	W/R	D.H. KAISER CO.	1,040.00	03/22/2016
610575	03/10/2016	W/R	DAMON INDUSTRIES	647.75	03/22/2016
610576	03/10/2016	W/R	DAVID BRINKER	139.96	03/10/2016
610577	03/10/2016	W/R	DEBBRA LANEVILLE	113.03	03/10/2016
610578	03/10/2016	W/R	DEBRA LEONARD	11.34	03/10/2016
610579	03/10/2016	W/R	DOMINO'S PIZZA	1,099.00	03/22/2016
610580	03/10/2016	W/W	DOUGLAS DUKES	60.00	
610581	03/10/2016	W/R	EASY GRAPHICS CORP	140.00	03/22/2016
610582	03/10/2016	W/R	ELECTRICAL APPLIANCE REPAIR	97.85	03/22/2016
610583	03/10/2016	W/R	ELIZABETH RISSMILLER	437.50	03/10/2016
610584	03/10/2016	W/R	EQUIPARTS	407.78	03/22/2016
610585	03/10/2016	W/R	ERIN DARGAN	84.35	03/10/2016
610586	03/10/2016	W/R	FASTENAL INDUSTRIAL &	229.85	03/22/2016
610587	03/10/2016	W/R	FBN SYSTEMS, INC.	975.00	03/22/2016
610588	03/10/2016	W/R	FOLLETT SCHOOL SOLUTIONS, INC.	687.24	03/22/2016

Date: 4/12/2016

C H E C K R E G I S T E R
Processing Month: March 2016
MEDINA CITY SCHOOL DISTRICT

Page: 3
(CHKREG)

Check#	Check Date	Org Sta	Vendor Paid	Check Amount	Status Date
610589	03/10/2016	W/R	FRAN SCHOEN	6,752.00	03/22/2016
610590	03/10/2016	W/R	THE LEADER IN ME STORE	190.12	03/22/2016
610591	03/10/2016	W/R	FREDERICK DROGELL	36.19	03/24/2016
610592	03/10/2016	W/R	FRONTIER	5,395.99	03/22/2016
610593	03/10/2016	W/R	GABLE ELEVATOR, INC.	2,833.33	03/22/2016
610594	03/10/2016	W/R	GALLEY PRINTING, INC.	1,871.00	03/22/2016
610595	03/10/2016	W/R	GIONINO'S PIZZARIA	86.70	03/30/2016
610596	03/10/2016	W/R	GOODWILL INDUSTRIES AKRON INC	3,495.00	03/10/2016
610597	03/10/2016	W/R	GOPHER SPORT	407.97	03/22/2016
610598	03/10/2016	W/R	GORDON FOOD SERVICE	265.85	03/22/2016
610599	03/10/2016	W/R	GORDON FOOD SERVICE	73.73	03/22/2016
610600	03/10/2016	W/R	GRAINGER SUPPLY CO	549.33	03/22/2016
610601	03/10/2016	W/R	GREATER MEDINA CHAMBER	18.00	03/22/2016
610602	03/10/2016	W/R	GVS SAFETY SUPPLIES, INC	88.60	03/22/2016
610603	03/10/2016	W/R	PIZZA HUT	871.00	03/22/2016
610604	03/10/2016	W/R	HARPLEY CS LLC	1,100.00	03/10/2016
610605	03/10/2016	W/R	HAWKINS MARKET	173.78	03/25/2016
610606	03/10/2016	W/R	HAYLEY TOEREK	50.00	03/10/2016
610607	03/10/2016	W/R	HEATHER BOLEK	135.87	03/10/2016
610608	03/10/2016	W/R	HESCO, INC	481.57	03/22/2016
610609	03/10/2016	W/W	HILLIARD DAVIDSON GIRL'S	175.00	
610610	03/10/2016	W/R	HOME DEPOT	16.00	03/22/2016
610611	03/10/2016	W/R	HYLANT GROUP	46,323.00	03/22/2016
610612	03/10/2016	W/R	ICANDI GRAPHICS	224.00	03/22/2016
610613	03/10/2016	W/R	ICE CREAM SPECIALTIES	1,330.45	03/22/2016
610614	03/10/2016	W/R	IMPACT GROUP	2,500.00	03/22/2016
610615	03/10/2016	W/R	JACKSON BOYS' VOLLEYBALL	175.00	03/31/2016
610616	03/10/2016	W/R	JEFF HARRISON	22.68	03/10/2016
610617	03/10/2016	W/R	JESSICA DEYLING	100.00	03/10/2016
610618	03/10/2016	W/R	JESSICA NIEMANTSVERDRIET	369.47	03/10/2016
610619	03/10/2016	W/R	JESSICA WHITE	31.00	03/10/2016
610620	03/10/2016	W/R	JOHNSTONE SUPPLY INC.	84.34	03/22/2016
610621	03/10/2016	W/R	JOSEPH STEFANKO	41.89	03/10/2016
610622	03/10/2016	W/R	JUSTIN BRANTNER	38.79	03/10/2016
610623	03/10/2016	W/R	JW PEPPER & SON, INC.	1,813.75	03/22/2016
610624	03/10/2016	W/R	K COMPANY, INC	859.80	03/22/2016
610625	03/10/2016	W/R	KAESER & BLAIR, INC	374.38	03/22/2016
610626	03/10/2016	W/R	KAREN MCGINTY	56.24	03/10/2016
610627	03/10/2016	W/R	KEVIN DAUGHERTY	41.42	03/10/2016
610628	03/10/2016	W/R	KIM HALLOCK	101.78	03/10/2016
610629	03/10/2016	W/R	KRISTIN REFFERT	83.55	03/10/2016
610630	03/10/2016	W/R	LACROSSEBALLSTORE.COM	538.92	03/29/2016
610631	03/10/2016	W/R	LANGUAGE LEARNING ASSOCIATES	28,700.00	03/10/2016
610632	03/10/2016	W/R	LAURA CALAIACOVO	21.26	03/10/2016
610633	03/10/2016	W/R	LAURIE HYKES	29.16	03/10/2016
610634	03/10/2016	W/R	LICENSE DIRECT OPTIONS, LLC	15,737.50	03/10/2016
610635	03/10/2016	W/R	LODI LUMBER	592.22	03/22/2016
610636	03/10/2016	W/R	LORI S KELLY	2,820.00	03/10/2016
610637	03/10/2016	W/R	MACIE PUBLISHING COMPANY	381.61	03/22/2016
610638	03/10/2016	W/R	TIFFANY BREAST CARE CENTER	250.00	03/22/2016
610639	03/10/2016	W/R	MANDY RIEGLER	72.48	03/10/2016
610640	03/10/2016	W/R	MARY JARSTFER	30.00	03/10/2016

Date: 4/12/2016

C H E C K R E G I S T E R
Processing Month: March 2016
MEDINA CITY SCHOOL DISTRICT

Page: 4
(CHKREG)

Check#	Check Date	Org Sta	Vendor Paid	Check Amount	Status Date
610641	03/10/2016	W/R	LEXIS NEXIS	198.10	03/22/2016
610642	03/10/2016	W/R	MCM ELECTRONICS	44.49	03/22/2016
610643	03/10/2016	W/R	MCMaster-CARR	289.74	03/22/2016
610644	03/10/2016	W/R	MCS FOOD SERVICE DEPT.	338.40	03/22/2016
610645	03/10/2016	W/R	MEDINA CITY SCHOOLS	8,095.01	03/22/2016
610646	03/10/2016	W/R	MEDINA COUNTY BOARD OF	12,761.90	03/22/2016
610647	03/10/2016	W/R	MEDINA COUNTY SANITARY	1,445.95	03/22/2016
610648	03/10/2016	W/R	MEDINA CREATIVE ACCESSIBILITY	164.00	03/10/2016
610649	03/10/2016	W/R	MEDINA FARMERS EXCHANGE	440.02	03/22/2016
610650	03/10/2016	W/R	MEDINA HARDWARE, INC	434.88	03/22/2016
610651	03/10/2016	W/R	MEDINA RECYCLING, INC.	285.20	03/22/2016
610652	03/10/2016	W/R	MEDTOX LABORATORIES, INC.	50.00	03/23/2016
610653	03/10/2016	W/R	MEGAN COUGHLIN	615.00	03/22/2016
610654	03/10/2016	W/R	MICHAEL F. MOZINGO	32.16	03/10/2016
610655	03/10/2016	W/R	MIDLAND HARDWARE CO.	33.09	03/22/2016
610656	03/10/2016	W/R	MNJ TECHNOLOGIES DIRECT INC.	5,598.40	03/22/2016
610657	03/10/2016	W/R	MONTVILLE POLICE DEPARTMENT	10,616.80	03/22/2016
610658	03/10/2016	W/R	MSB CONSULTING GROUP, LLC	999.74	03/22/2016
610659	03/10/2016	W/R	MTM SIGNS	45.00	03/22/2016
610660	03/10/2016	W/R	MUSIC THERAPY ENRICHMENT	1,250.00	03/28/2016
610661	03/10/2016	W/R	NANCY WOJCIAK	378.33	03/10/2016
610662	03/10/2016	W/R	NAPA AUTOMOTIVE PARTS & SERVIC	1,080.62	03/22/2016
610663	03/10/2016	W/R	NASCO	1,294.90	03/22/2016
610664	03/10/2016	W/R	PEARSON, INC.	1,219.54	03/22/2016
610665	03/10/2016	W/R	PEARSON	35.00	03/22/2016
610666	03/10/2016	W/R	NEOIAAA	170.00	03/22/2016
610667	03/10/2016	W/R	USI EDUCATION & GOVT SALES	312.90	03/22/2016
610668	03/10/2016	W/R	NICKLES BAKERY	1,709.99	03/22/2016
610669	03/10/2016	W/R	OHIO EDISON COMPANY	85,053.37	03/22/2016
610670	03/10/2016	W/R	OHIO SCHOOLS COUNCIL-GAS	19,142.08	03/22/2016
610671	03/10/2016	W/R	ORIENTAL TRADING COMPANY	28.98	03/22/2016
610672	03/10/2016	W/W	OWEN M COUGHLIN, JR.	195.00	
610673	03/10/2016	W/R	PEARSON ASSESSMENTS	173.00	03/22/2016
610674	03/10/2016	W/R	CAFETERIA-PEPSI COLA ORDERS	3,244.53	03/22/2016
610675	03/10/2016	W/R	PESI, INC.	599.97	03/22/2016
610676	03/10/2016	W/R	PITNEY BOWES	1,292.68	03/24/2016
610677	03/10/2016	W/R	PLANK ROAD PUBLISHING, INC.	738.29	03/22/2016
610678	03/10/2016	W/R	POINT SPRING & DRIVESHAFT CO	1,624.82	03/22/2016
610679	03/10/2016	W/R	US POSTAL SERVICE	225.00	03/22/2016
610680	03/10/2016	W/R	PRO-ED, INC.	756.42	03/22/2016
610681	03/10/2016	W/R	QUILL CORPORATION	303.40	03/22/2016
610682	03/10/2016	W/R	RACHAEL FOLKMAN	349.00	03/10/2016
610683	03/10/2016	W/R	RAFCOMM, INC.	278.32	03/22/2016
610684	03/10/2016	W/W	RAPE CRISIS CENTER OF MEDINA	185.14	
610685	03/10/2016	W/R	REALLY GOOD STUFF	66.91	03/22/2016
610686	03/10/2016	W/R	REINHARDT SUPPLY COMPANY	2,737.90	03/22/2016
610687	03/10/2016	W/W	RESOURCES FOR EDUCATORS	219.00	
610688	03/10/2016	W/R	ROB MERHAR	175.61	03/22/2016
610689	03/10/2016	W/R	ROJEN COMPANY	293.63	03/22/2016
610690	03/10/2016	W/R	RON KUNKEL	125.00	03/22/2016
610691	03/10/2016	W/R	RONALD L FULLER	24.92	03/10/2016
610692	03/10/2016	W/R	ROWLEYS WHOLESALE	541.97	03/22/2016

Date: 4/12/2016

C H E C K R E G I S T E R
Processing Month: March 2016
MEDINA CITY SCHOOL DISTRICT

Page: 5
(CHKREG)

Check#	Check Date	Org Sta	Vendor Paid	Check Amount	Status Date
610693	03/10/2016	W/R	RYAN CAPP	105.00	03/22/2016
610694	03/10/2016	W/R	S3 TECHNOLOGIES	1,860.00	03/22/2016
610695	03/10/2016	W/R	SANSON COMPANY	2,067.50	03/22/2016
610696	03/10/2016	W/R	SARGENT-WELCH LLC	35.12	03/22/2016
610697	03/10/2016	W/R	SCHOLASTIC PROFESSIONAL BOOKS	487.01	03/22/2016
610698	03/10/2016	W/R	SCHOLASTIC READING CLUB	83.00	03/22/2016
610699	03/10/2016	W/R	SCHOOL SPECIALTY, INC	3,800.42	03/22/2016
610700	03/10/2016	W/R	CLASSROOM DIRECT	52.14	03/22/2016
610701	03/10/2016	W/R	SCOTT SCRIVEN LLP	4,717.75	03/22/2016
610702	03/10/2016	W/R	SENDERO THERAPIES, INC.	15,852.50	03/10/2016
610703	03/10/2016	W/R	SHAR PRODUCTS CO.	114.00	03/22/2016
610704	03/10/2016	W/R	SHARON OLTERSDORF	108.00	03/10/2016
610705	03/10/2016	W/R	SHELLEY MACK	765.00	03/10/2016
610706	03/10/2016	W/R	SHERYL SCHRADER	14.42	03/10/2016
610707	03/10/2016	W/R	SHIFFLER EQUIPMENT SALES	145.20	03/22/2016
610708	03/10/2016	W/R	SOLUTIONS BEHAVIORAL	1,193.50	03/23/2016
610709	03/10/2016	W/V	STANDARD WELDING & STEEL	1,291.87	03/22/2016
610710	03/10/2016	W/R	STANTON'S SHEET MUSIC	814.18	03/22/2016
610711	03/10/2016	W/R	STEPHEN SIVARD	180.00	03/22/2016
610712	03/10/2016	W/R	STERLING MEDLEY	69.37	03/10/2016
610713	03/10/2016	W/R	TALBERT'S COMMERCIAL PRODUCTS	360.49	03/22/2016
610714	03/10/2016	W/R	TARA LOCHER	600.00	03/22/2016
610715	03/10/2016	W/R	TAYLOR CONSULTING GROUP	6,993.00	03/22/2016
610716	03/10/2016	W/R	TCI	1,417.50	03/22/2016
610717	03/10/2016	W/R	TEACHER DIRECT	248.06	03/22/2016
610718	03/10/2016	W/R	TECHNOLOGY ENGINEERING	12,187.50	03/10/2016
610719	03/10/2016	W/R	TERI LEWIS	78.37	03/10/2016
610720	03/10/2016	W/R	THE MISSING PIECE LLC	342.50	03/22/2016
610721	03/10/2016	W/R	THERAPY SHOPPE, INC.	90.41	03/22/2016
610722	03/10/2016	W/V	THERMAL EQUIPMENT SALES CO INC	291.02	03/11/2016
610723	03/10/2016	W/R	TIME TIMER, LLC	89.85	03/22/2016
610724	03/10/2016	W/W	TIMOTHY DONOVAN	60.00	
610725	03/10/2016	W/R	TOWN & COUNTRY CO-OP INC.	11,253.00	03/22/2016
610726	03/10/2016	W/R	TRACY WINTER	50.00	03/10/2016
610727	03/10/2016	W/R	AUDITOR OF STATE'S OFFICE	5,572.40	03/22/2016
610728	03/10/2016	W/R	TREASURER, STATE OF OHIO	3,108.43	03/22/2016
610729	03/10/2016	W/R	TYLER SKIDMORE	93.80	03/10/2016
610730	03/10/2016	W/R	U S BANK NATIONAL ASSOC (SFX)	990.00	03/22/2016
610731	03/10/2016	W/R	UCS SPIRIT	6,242.00	03/22/2016
610732	03/10/2016	W/R	UNITY SCHOOL BUS PARTS	179.47	03/22/2016
610733	03/10/2016	W/R	US SCHOOL SUPPLY, INC.	106.50	03/22/2016
610734	03/10/2016	W/R	WARD'S SCIENCE	97.49	03/22/2016
610735	03/10/2016	W/R	WENDI CLARDY	122.04	03/10/2016
610736	03/10/2016	W/R	WOLFF BROS. SUPPLY, INC.	816.92	03/22/2016
610737	03/10/2016	W/R	WOODWIND AND BRASSWIND	340.00	03/30/2016
610738	03/10/2016	W/R	WW WILLIAMS	117.15	03/22/2016
610739	03/10/2016	W/R	XCCENT INC	558.15	03/22/2016
610740	03/10/2016	W/R	YOST EQUIPMENT SALES &	89.66	03/22/2016
610741	03/10/2016	W/R	VILLAGE OF DOYLESTOWN	370.44	03/22/2016
610742	03/11/2016	B/V	CARRISA PAYNE	300.00	03/31/2016
610743	03/11/2016	B/R	ANN PAMER	100.00	03/23/2016
610744	03/11/2016	B/R	CHARLENE MCCARTHY	100.00	03/30/2016

Date: 4/12/2016

C H E C K R E G I S T E R
Processing Month: March 2016
MEDINA CITY SCHOOL DISTRICT

Page: 6
(CHKREG)

Check#	Check Date	Org Sta	Vendor Paid	Check Amount	Status Date
610745	03/11/2016	B/R	KAREN DOMBI	100.00	03/22/2016
610746	03/11/2016	B/B	DAWN FELTON	27.00	
610747	03/11/2016	B/R	RYAN STEFFIEN	35.00	03/22/2016
610748	03/11/2016	B/R	TAMRA RUNYON	35.00	03/22/2016
610749	03/11/2016	B/B	BHAGWANTI KHATRI	15.00	
610750	03/11/2016	B/B	ERIN BAKA	20.00	
610751	03/11/2016	B/R	JEANNINE NICHOLSON	4.99	03/22/2016
610752	03/18/2016	W/R	ABC THERAPY, LTD	16,128.75	03/18/2016
610753	03/18/2016	W/R	AKRON RUBBERDUCKS	425.00	03/29/2016
610754	03/18/2016	W/W	ANDREW PRIEST	270.00	
610755	03/18/2016	W/R	ANGIE SELLARS	185.61	03/18/2016
610756	03/18/2016	W/R	ANNE PIERO SILAGY, ESQ.	1,461.92	03/31/2016
610757	03/18/2016	W/R	ANTHONY BELSITO	324.00	03/29/2016
610758	03/18/2016	W/W	ANTHONY PETRUZZI	17.50	
610759	03/18/2016	W/R	APPLIED MAINTENANCE SUPPLIES	245.80	03/25/2016
610760	03/18/2016	W/R	ARMSTRONG CABLE	134.95	03/28/2016
610761	03/18/2016	W/R	ARROW UNIFORM	243.88	03/28/2016
610762	03/18/2016	W/R	BARBARA A FRYE	1,705.00	03/18/2016
610763	03/18/2016	W/R	BEYOND WORDS: MUSIC & DANCE	350.00	03/29/2016
610764	03/18/2016	W/R	DAIRYMENS	3,523.99	03/29/2016
610765	03/18/2016	W/R	BRADFORD SCOTT QUADE	344.01	03/18/2016
610766	03/18/2016	W/R	BRANDON BOESIGER	225.36	03/29/2016
610767	03/18/2016	W/R	BRIAN HAGAN	110.00	03/31/2016
610768	03/18/2016	W/R	BRIAN K MINCHER	144.00	03/28/2016
610769	03/18/2016	W/R	BUEHLER'S MARKETS	300.90	03/25/2016
610770	03/18/2016	W/R	CAROLINA BIOLOGICAL SUPPLY CO.	151.47	03/25/2016
610771	03/18/2016	W/R	DOMINIC'S PIZZA	40.55	03/30/2016
610772	03/18/2016	W/R	CDWG	1,789.14	03/29/2016
610773	03/18/2016	W/R	CEDARVILLE UNIVERSITY	33.14	03/28/2016
610774	03/18/2016	W/R	CENTRAL RESTAURANT PRODUCTS	84.47	03/28/2016
610775	03/18/2016	W/R	CLEVELAND MUSEUM OF	490.00	03/30/2016
610776	03/18/2016	W/R	COLUMBIA GAS OF OHIO, INC	292.23	03/25/2016
610777	03/18/2016	W/W	CONCEPT SCHOOLS NFP	840.00	
610778	03/18/2016	W/R	JOSH MANDEL, STATE TREAS/OHIO	200.00	03/25/2016
610779	03/18/2016	W/R	CROWN TROPHY OF MEDINA	343.10	03/24/2016
610780	03/18/2016	W/W	DAN DUIGNAN	80.00	
610781	03/18/2016	W/R	DARCY RANALLO	219.24	03/18/2016
610782	03/18/2016	W/R	DAVID M CHAMBERS	201.75	03/18/2016
610783	03/18/2016	W/W	DEREK WALTON	110.00	
610784	03/18/2016	W/R	DIANE L MARTINO	139.00	03/25/2016
610785	03/18/2016	W/R	DISCOUNT SCHOOL SUPPLY	101.50	03/29/2016
610786	03/18/2016	W/R	DOMINIC FLAVIANI	125.00	03/31/2016
610787	03/18/2016	W/R	DOMINO'S PIZZA	396.50	03/29/2016
610788	03/18/2016	W/R	DONNA WERTZ	80.00	03/28/2016
610789	03/18/2016	W/R	DOUGLAS GAUZE	80.00	03/31/2016
610790	03/18/2016	W/R	DOUGLAS KILBREATH	197.85	03/18/2016
610791	03/18/2016	W/R	DWAYNE J JACKSON	80.00	03/28/2016
610792	03/18/2016	W/R	DYNACAL, LLC	3,360.00	03/31/2016
610793	03/18/2016	W/R	EASY GRAPHICS CORP	13,970.08	03/29/2016
610794	03/18/2016	W/R	ELIZABETH RISSMILLER	735.00	03/18/2016
610795	03/18/2016	W/R	ESBER CASH REGISTER	930.00	03/29/2016
610796	03/18/2016	W/R	ESC OF MEDINA COUNTY	74,659.36	03/25/2016

Date: 4/12/2016

C H E C K R E G I S T E R
Processing Month: March 2016
MEDINA CITY SCHOOL DISTRICT

Page: 7
(CHKREG)

Check#	Check Date	Org Sta	Vendor Paid	Check Amount	Status Date
610797	03/18/2016	W/R	FOLLETT SCHOOL SOLUTIONS, INC.	142.05	03/25/2016
610798	03/18/2016	W/R	FRONTIER	1,439.95	03/29/2016
610799	03/18/2016	W/R	GERALD CARRIER	80.00	03/29/2016
610800	03/18/2016	W/R	GIONINO'S PIZZARIA	39.17	03/30/2016
610801	03/18/2016	W/W	PIZZA HUT	299.00	
610802	03/18/2016	W/R	ICANDI GRAPHICS	96.00	03/31/2016
610803	03/18/2016	W/R	ICE CREAM SPECIALTIES	153.76	03/25/2016
610804	03/18/2016	W/R	JENNIFER HOERGER	80.04	03/18/2016
610805	03/18/2016	W/R	JESSICA SCHAFFER MEMORIAL FUND	1,500.00	03/25/2016
610806	03/18/2016	W/R	JOEL JANCSURA	110.00	03/31/2016
610807	03/18/2016	W/R	KAREN PLATZ	600.00	03/31/2016
610808	03/18/2016	W/R	LANGUAGE LEARNING ASSOCIATES	15,225.00	03/18/2016
610809	03/18/2016	W/R	LISA MAYER	51.90	03/30/2016
610810	03/18/2016	W/R	LORI S KELLY	3,180.00	03/18/2016
610811	03/18/2016	W/R	LYNN DACEY	39.42	03/30/2016
610812	03/18/2016	W/R	MARCO'S PIZZA, INC	42.45	03/25/2016
610813	03/18/2016	W/R	MARK NOVAK	80.00	03/25/2016
610814	03/18/2016	W/R	MCS FOOD SERVICE DEPT.	552.71	03/22/2016
610815	03/18/2016	W/W	MEDINA CITY SCHOOLS	840.00	
610816	03/18/2016	W/R	MEDINA COUNTY BOARD OF	12,154.70	03/31/2016
610817	03/18/2016	W/W	MEDINA COUNTY PORT AUTHORITY	853.00	
610818	03/18/2016	W/R	MEDINA CREATIVE ACCESSIBILITY	378.00	03/18/2016
610819	03/18/2016	W/W	MICHAEL WESNER	270.00	
610820	03/18/2016	W/R	MIRACLE LEAGUE OF NORTHEAST OH	1,000.00	03/24/2016
610821	03/18/2016	W/R	MNJ TECHNOLOGIES DIRECT INC.	3,685.20	03/28/2016
610822	03/18/2016	W/W	MONTVILLE POLICE DEPARTMENT	48.00	
610823	03/18/2016	W/R	MOVIE LICENSING USA	414.00	03/25/2016
610824	03/18/2016	W/R	MULTI-COUNTY JUVENILE	2,553.03	03/29/2016
610825	03/18/2016	W/R	MYRA BOWYER	300.00	03/31/2016
610826	03/18/2016	W/R	NAEIR	322.75	03/28/2016
610827	03/18/2016	W/W	NAJAM HASSAN	110.00	
610828	03/18/2016	W/R	NANCY WOJCIAK	694.07	03/18/2016
610829	03/18/2016	W/R	NE DISTRICT ATHLETIC BOARD	7,565.36	03/29/2016
610830	03/18/2016	W/R	NICHOLAS CERIMELE	19.44	03/18/2016
610831	03/18/2016	W/R	NICKLES BAKERY	534.90	03/31/2016
610832	03/18/2016	W/R	OAESA	275.00	03/28/2016
610833	03/18/2016	W/R	OAGC	620.00	03/29/2016
610834	03/18/2016	W/R	OHIO SCHOOL BOARDS ASSOC	130.00	03/30/2016
610835	03/18/2016	W/W	OHIO HIGH SCHOOL ATHLETIC ASSN	290.60	
610836	03/18/2016	W/W	OHSGCA	25.00	
610837	03/18/2016	W/R	PARAMOUNT TENNIS CLUB, LLC	78.00	03/25/2016
610838	03/18/2016	W/R	PHILLIP RACKLEY	80.00	03/30/2016
610839	03/18/2016	W/W	POWER OF THE PEN	400.00	
610840	03/18/2016	W/R	QUILL CORPORATION	99.80	03/29/2016
610841	03/18/2016	W/R	RAPID RIBBONS	184.78	03/25/2016
610842	03/18/2016	W/R	RAYMOND GEDDES CO., INC.	154.24	03/29/2016
610843	03/18/2016	W/R	REDTREE INVESTMENT GROUP	1,492.45	03/30/2016
610844	03/18/2016	W/R	REINHARDT SUPPLY COMPANY	2,748.65	03/25/2016
610845	03/18/2016	W/W	REX E DURDEL	80.00	
610846	03/18/2016	W/W	RONALD POWERS	80.00	
610847	03/18/2016	W/R	RONALD WOLFE JR	127.00	03/29/2016
610848	03/18/2016	W/R	SANSON COMPANY	674.70	03/25/2016

Date: 4/12/2016

C H E C K R E G I S T E R
Processing Month: March 2016
MEDINA CITY SCHOOL DISTRICT

Page: 8
(CHKREG)

Check#	Check Date	Org Sta	Vendor Paid	Check Amount	Status Date
610849	03/18/2016	W/R	SCOTT R GREEN	110.00	03/30/2016
610850	03/18/2016	W/R	SHAYNA SAMOSKY	110.70	03/18/2016
610851	03/18/2016	W/R	SHIFFLER EQUIPMENT SALES	95.89	03/29/2016
610852	03/18/2016	W/R	SMITH PETERS KALAIL CO., LPA	1,389.00	03/25/2016
610853	03/18/2016	W/R	SPORTSWORLD	585.00	03/25/2016
610854	03/18/2016	W/R	STAPLES BUSINESS ADVANTAGE	614.02	03/25/2016
610855	03/18/2016	W/R	STEPHANIE BESHIRE	99.00	03/18/2016
610856	03/18/2016	W/R	STEPHEN SIVARD	210.00	03/28/2016
610857	03/18/2016	W/W	SUPERIOR-SPEEDIE PORTABLE	188.00	
610858	03/18/2016	W/R	TALBERT'S COMMERCIAL PRODUCTS	250.15	03/24/2016
610859	03/18/2016	W/R	TEACHER DIRECT	180.29	03/28/2016
610860	03/18/2016	W/R	TEACHERS SYNERGY, LLC	86.50	03/29/2016
610861	03/18/2016	W/R	THE OFFICE PLACE	1,150.00	03/25/2016
610862	03/18/2016	W/R	THERAPY SHOPPE, INC.	184.73	03/31/2016
610863	03/18/2016	W/R	TOWN & COUNTRY CO-OP INC.	12,738.97	03/28/2016
610864	03/18/2016	W/R	TRINITY3 TECHNOLOGY	79.00	03/28/2016
610865	03/18/2016	W/R	ULINE	72.36	03/28/2016
610866	03/18/2016	W/R	VERITIV OPERATING COMPANY	13,306.07	03/24/2016
610867	03/18/2016	W/R	VERIZON WIRELESS	333.87	03/28/2016
610868	03/18/2016	B/R	KIM HALLOCK	125.00	03/18/2016
610869	03/18/2016	B/R	KRISTEN HUTCHMAN	135.00	03/25/2016
610870	03/18/2016	B/R	NEW YORK LIFE INSURANCE &	750.00	03/28/2016
610871	03/18/2016	B/R	SENDERO THERAPIES, INC.	1,310.55	03/18/2016
610872	03/30/2016	W/W	4IMPRINT, INC.	409.24	
610873	03/30/2016	W/W	AIR RITE SERVICE COMPANY	3,688.38	
610874	03/30/2016	W/W	AIRGAS USA, LLC	318.08	
610875	03/30/2016	W/W	AKRON BEARING COMPANY, INC.	69.40	
610876	03/30/2016	W/W	ALBRIGHT SECURITY CENTER, INC.	19.50	
610877	03/30/2016	W/W	ALLIED PIANO MOVERS INC	545.00	
610878	03/30/2016	W/W	AMLE	806.47	
610879	03/30/2016	W/R	AMY M SAWAN	38.97	03/29/2016
610880	03/30/2016	W/W	APPLE MOBILE LEASING, INC	10,000.00	
610881	03/30/2016	W/W	APPLIED MSS	118.31	
610882	03/30/2016	W/W	ARDENT PIANO	140.00	
610883	03/30/2016	W/W	ARMSTRONG CABLE	133.38	
610884	03/30/2016	W/W	ARROW UNIFORM	1,991.24	
610885	03/30/2016	W/R	BARBARA DAVIS	15.00	03/29/2016
610886	03/30/2016	W/W	BLICK ART MATERIALS LLC	1,267.01	
610887	03/30/2016	W/R	BOBBIE FOY	120.00	03/29/2016
610888	03/30/2016	W/W	DAIRYMENS	6,257.94	
610889	03/30/2016	W/W	BRAIN GLOWE	110.00	
610890	03/30/2016	W/W	BRICKER & ECKLER LLP	1,500.00	
610891	03/30/2016	W/W	BSN SPORTS	621.54	
610892	03/30/2016	W/V	CAMEO	6,640.00	03/30/2016
610893	03/30/2016	W/W	CAPP USA, INC.	143.34	
610894	03/30/2016	W/W	CARDINAL BUS SALES &	2,184.91	
610895	03/30/2016	W/W	CAROLINA BIOLOGICAL SUPPLY CO.	167.39	
610896	03/30/2016	W/W	ADVANCE AUTO PARTS (CARQUEST)	355.33	
610897	03/30/2016	W/W	CENTRAL INSTRUMENT CO.	692.38	
610898	03/30/2016	W/W	CENTRAL RESTAURANT PRODUCTS	47.68	
610899	03/30/2016	W/W	CHANEY ELECTRONICS	405.30	
610900	03/30/2016	W/W	CINTAS CORPORATION	609.36	

Date: 4/12/2016

C H E C K R E G I S T E R
Processing Month: March 2016
MEDINA CITY SCHOOL DISTRICT

Page: 9
(CHKREG)

Check#	Check Date	Org Sta	Vendor Paid	Check Amount	Status Date
610901	03/30/2016	W/W	CLEVELAND PLUMBING SUPPLY CO.	275.51	
610902	03/30/2016	W/W	COLUMBIA GAS OF OHIO, INC	9,808.31	
610903	03/30/2016	W/R	CONNIE LAHR	50.00	03/29/2016
610904	03/30/2016	W/W	CROWN TROPHY OF MEDINA	423.50	
610905	03/30/2016	W/W	CTB McGRAW-HILL	602.90	
610906	03/30/2016	W/R	DEBBIE QUAIDER	38.97	03/29/2016
610907	03/30/2016	W/R	DEBBRA LANEVILLE	31.97	03/29/2016
610908	03/30/2016	W/W	DEMCO, INC.	331.29	
610909	03/30/2016	W/W	DEREK WILLEMS	280.50	
610910	03/30/2016	W/W	DIRECT AIR SYSTEMS, INC.	3,550.00	
610911	03/30/2016	W/W	DISCOUNT MAGAZINE	2,009.59	
610912	03/30/2016	W/W	DMO FOOD EQUIPMENT	488.50	
610913	03/30/2016	W/W	DOMINO'S PIZZA	377.00	
610914	03/30/2016	W/R	DOUGLAS CHAPMAN-SMITH	46.34	03/29/2016
610915	03/30/2016	W/W	EDUCATION LOGISTICS INC	83.00	
610916	03/30/2016	W/W	EDUCATIONAL FURNITURE	1,034.87	
610917	03/30/2016	W/W	ELECTRICAL APPLIANCE REPAIR	94.26	
610918	03/30/2016	W/W	EQUIPARTS	1,642.64	
610919	03/30/2016	W/W	FBN SYSTEMS, INC.	4,167.00	
610920	03/30/2016	W/W	GENERAL MAINTENANCE	210.00	
610921	03/30/2016	W/W	GIONINO'S PIZZARIA	39.74	
610922	03/30/2016	W/W	GORDON FOOD SERVICE	274.95	
610923	03/30/2016	W/W	GORDON FOOD SERVICE	123.83	
610924	03/30/2016	W/W	GRAINGER SUPPLY CO	613.46	
610925	03/30/2016	W/W	GRIZZLY AUTO & TIRE	486.20	
610926	03/30/2016	W/W	PIZZA HUT	331.50	
610927	03/30/2016	W/R	HARPLEY CS LLC	900.00	03/29/2016
610928	03/30/2016	W/W	HD SUPPLY FACILITIES	28.66	
610929	03/30/2016	W/R	HEIDI E CANTLIN	19.00	03/29/2016
610930	03/30/2016	W/W	HOUGHTON MIFFLIN	520.74	
610931	03/30/2016	W/W	HRM USA INC	400.00	
610932	03/30/2016	W/W	ICANDI GRAPHICS	72.00	
610933	03/30/2016	W/W	ICE CREAM SPECIALTIES	1,270.29	
610934	03/30/2016	W/W	INNOVATIVE SOLUTIONS	1,965.00	
610935	03/30/2016	W/W	INSTITUTE FOR MULTI-SENSORY ED	250.00	
610936	03/30/2016	W/R	JEANNE BLANKENSHIP	164.70	03/29/2016
610937	03/30/2016	W/R	JENIFER SCOTT	75.79	03/29/2016
610938	03/30/2016	W/R	JENNIFER ULMER	542.96	03/29/2016
610939	03/30/2016	W/W	JOHN S GRIMM, INC.	60.90	
610940	03/30/2016	W/W	JOHNSTONE SUPPLY INC.	273.97	
610941	03/30/2016	W/W	JOSTEN'S	1,894.10	
610942	03/30/2016	W/W	JUDITH NIGHTINGALE	172.86	
610943	03/30/2016	W/R	JULIA COPLEY	60.26	03/29/2016
610944	03/30/2016	W/W	JW PEPPER & SON, INC.	167.49	
610945	03/30/2016	W/W	K COMPANY, INC	370.00	
610946	03/30/2016	W/R	KAREN MCGINTY	40.23	03/29/2016
610947	03/30/2016	W/R	KIM HALLOCK	79.77	03/29/2016
610948	03/30/2016	W/W	LANGUAGE IS LIVING, LLC	20,000.00	
610949	03/30/2016	W/R	LAURA CALAIACOVO	19.99	03/29/2016
610950	03/30/2016	W/W	LAWRENCE TECHNOLOGICAL UNIV.	400.00	
610951	03/30/2016	W/R	MANDY RIEGLER	13.11	03/29/2016
610952	03/30/2016	W/W	MARK WEBSTER	110.00	

Date: 4/12/2016

C H E C K R E G I S T E R
Processing Month: March 2016
MEDINA CITY SCHOOL DISTRICT

Page: 10
(CHKREG)

Check#	Check Date	Org Sta	Vendor Paid	Check Amount	Status Date
610953	03/30/2016	W/W	MARS ELECTRIC CO.	373.94	
610954	03/30/2016	W/R	MARY WYEMURA	29.61	03/29/2016
610955	03/30/2016	W/R	MEDINA CITY SCHOOLS	20,900.00	03/31/2016
610956	03/30/2016	W/W	MEDINA COUNTY CAREER CENTER	400.00	
610957	03/30/2016	W/R	MEDINA CREATIVE ACCESSIBILITY	170.00	03/29/2016
610958	03/30/2016	W/W	MEDINA FARMERS EXCHANGE	440.02	
610959	03/30/2016	W/R	MELISSA CIESINSKI	93.98	03/29/2016
610960	03/30/2016	W/W	MNJ TECHNOLOGIES DIRECT INC.	290.00	
610961	03/30/2016	W/W	MSB CONSULTING GROUP, LLC	708.05	
610962	03/30/2016	W/W	NAEIR	65.00	
610963	03/30/2016	W/W	NAPA AUTOMOTIVE PARTS & SERVIC	331.34	
610964	03/30/2016	W/W	NATIONAL CARPET OUTLET, INC	352.45	
610965	03/30/2016	W/W	NSTA	76.89	
610966	03/30/2016	W/W	PEARSON	166.00	
610967	03/30/2016	W/W	NICKLES BAKERY	1,366.59	
610968	03/30/2016	W/W	OAGC	55.00	
610969	03/30/2016	W/W	OHIO EDISON COMPANY	627.72	
610970	03/30/2016	W/W	OHSLA	200.00	
610971	03/30/2016	W/W	OSLA	200.00	
610972	03/30/2016	W/W	OSPA-OHIO SCHOOL PSYCHOLOGISTS	220.00	
610973	03/30/2016	W/W	PAT CATAN'S CRAFT CENTER	434.89	
610974	03/30/2016	W/W	PEPSI-COLA COMPANY	217.51	
610975	03/30/2016	W/W	CAFETERIA-PEPSI COLA ORDERS	685.79	
610976	03/30/2016	W/W	PITNEY BOWES	1,020.00	
610977	03/30/2016	W/W	PITSCO	234.87	
610978	03/30/2016	W/W	POINT SPRING & DRIVESHAFT CO	430.12	
610979	03/30/2016	W/W	PRAXAIR	22.90	
610980	03/30/2016	W/W	PROM NITE	5.00	
610981	03/30/2016	W/W	QUILL CORPORATION	460.73	
610982	03/30/2016	W/W	RALPH DAVID JOHNSON	313.50	
610983	03/30/2016	W/R	REBECCA GIBSON	91.37	03/29/2016
610984	03/30/2016	W/W	REINHARDT SUPPLY COMPANY	1,961.70	
610985	03/30/2016	W/W	RJ VERNAK REFRIGERATION	550.90	
610986	03/30/2016	W/R	ROBERT TRAVIS	127.76	03/29/2016
610987	03/30/2016	W/W	SANSON COMPANY	2,545.15	
610988	03/30/2016	W/W	SCHINDLER ELEVATOR CORP.	836.15	
610989	03/30/2016	W/W	SCHOLASTIC READING CLUB	250.00	
610990	03/30/2016	W/W	SCHOOL SPECIALTY, INC	1,371.21	
610991	03/30/2016	W/W	SCIENTIFICS DIRECT, INC.	338.70	
610992	03/30/2016	W/R	SHARON OLTERS DORF	108.00	03/29/2016
610993	03/30/2016	W/W	SHERRY GALLAND	650.00	
610994	03/30/2016	W/W	SIMPLEX GRINNELL LP	1,771.50	
610995	03/30/2016	W/V	SMETZER'S TIRE CENTER, INC.	1,433.40	03/31/2016
610996	03/30/2016	W/W	SOUND COM CORP	616.00	
610997	03/30/2016	W/W	STANDARD WELDING & STEEL	1,323.12	
610998	03/30/2016	W/W	STANTON'S SHEET MUSIC	1,897.74	
610999	03/30/2016	W/W	STAPLES BUSINESS ADVANTAGE	55.37	
611000	03/30/2016	W/W	SUNTEX INTERNATIONAL	95.80	
611001	03/30/2016	W/W	TALBERT'S COMMERCIAL PRODUCTS	186.92	
611002	03/30/2016	W/W	TEACHERS SYNERGY, LLC	97.00	
611003	03/30/2016	W/W	THE MISSING PIECE LLC	396.67	
611004	03/30/2016	W/W	THERAPY SHOPPE, INC.	137.48	

Date: 4/12/2016

C H E C K R E G I S T E R
Processing Month: March 2016
MEDINA CITY SCHOOL DISTRICT

Page: 11
(CHKREG)

Check#	Check Date	Org Sta	Vendor Paid	Check Amount	Status Date
611005	03/30/2016	W/R	TIMOTHY BRACKEN	88.68	03/29/2016
611006	03/30/2016	W/R	TINA CASSIDY	49.15	03/29/2016
611007	03/30/2016	W/W	TOM CIFRANIC SERVICES	2,670.00	
611008	03/30/2016	W/W	OHIO DEPARTMENT OF COMMERCE	1,922.25	
611009	03/30/2016	W/W	TREASURER, STATE OF OHIO	1,753.02	
611010	03/30/2016	W/W	TRINITY ROSE FOUNDATION	369.45	
611011	03/30/2016	W/W	VERIZON BUSINESS	984.28	
611012	03/30/2016	W/W	WARD'S SCIENCE	1,549.57	
611013	03/30/2016	W/R	WENDY GOOD	202.61	03/29/2016
611014	03/30/2016	W/W	WINDFALL INDUSTRIES	1,888.80	
611015	03/30/2016	W/W	WOLFF BROS. SUPPLY, INC.	1,141.35	
611016	03/30/2016	B/B	PAUL LOCKE	300.00	
611017	03/31/2016	B/B	CARRISA PAYNE	300.00	
942312	03/11/2016	C/C	MEMO -MEDINA CITY SCHOOLS	1,719,238.30	
942313	03/25/2016	C/C	MEMO -MEDINA CITY SCHOOLS	1,815,197.81	
Total Checks Issued				\$ 6,971,136.30	

Date: 04/07/16
Time: 12:55 pm

MEDINA CITY SCHOOL DISTRICT
Appropriation Account Summary
SORTED BY FUND-SCC

Page: 1
(APPSUM)

FYTD Appropriated	Prior FY Carryover Encumbrances	FYTD Expendable	FYTD Actual Expenditures	MTD Actual Expenditures	Current Encumbrances	FYTD Unencumbered Balance	FYTD Percent Exp/Enc
*****TOTAL FOR FUND-SCC 001 0000 (GENERAL FUND):							
68,418,809.84	638,951.71	69,057,761.55	49,810,081.99	4,015,599.79	2,468,551.00	16,779,128.56	75.70
=====							
*****TOTAL FOR FUND-SCC 002 0000 (BOND RETIREMENT):							
1,421,850.00	0.00	1,421,850.00	1,312,499.03	0.00	0.00	109,350.97	92.31
=====							
*****TOTAL FOR FUND-SCC 002 9000 (BOND RETIREMENT - NEW ELEM/SR HIGH):							
4,326,111.50	0.00	4,326,111.50	3,354,000.72	0.00	744,193.25	227,917.53	94.73
=====							
*****TOTAL FOR FUND-SCC 002 9012 (LOCAL SALES TAX RETIREMENT OF COPS):							
1,687,932.12	0.00	1,687,932.12	1,179,013.37	0.00	505,918.75	3,000.00	99.82
=====							
*****TOTAL FOR FUND-SCC 002 9014 (CONSOLIDATION - ENERGY & TRANSP NOTES):							
348,731.25	0.00	348,731.25	318,824.96	0.00	29,906.25	0.04	100.00
=====							
*****TOTAL FOR FUND-SCC 003 0000 (PERMANENT IMPROVEMENT FUND):							
4,628.88	0.00	4,628.88	0.00	0.00	0.00	4,628.88	0.00
=====							
*****TOTAL FOR FUND-SCC 003 9001 (MEDINA CITY REC CENTER-PERMANENT IMPROV.):							
138,000.00	4,715.00	142,715.00	6,508.75	0.00	3,300.00	132,906.25	6.87
=====							
*****TOTAL FOR FUND-SCC 006 0000 (LUNCHROOM FUND):							
2,389,585.78	4,817.13	2,394,402.91	1,669,874.60	162,786.15	175,764.72	548,763.59	77.08
=====							
*****TOTAL FOR FUND-SCC 007 9004 (COLLINS SCHOLARSHIP/POST-GRADUATE):							
15,000.00	0.00	15,000.00	0.00	0.00	0.00	15,000.00	0.00
=====							
*****TOTAL FOR FUND-SCC 007 9333 (RIOS STUDENT LEADER SCHOLAR.):							
20,000.00	0.00	20,000.00	0.00	0.00	0.00	20,000.00	0.00
=====							

Date: 04/07/16
Time: 12:55 pm

MEDINA CITY SCHOOL DISTRICT
Appropriation Account Summary
SORTED BY FUND-SCC

Page: 2
(APPSUM)

FYTD Appropriated	Prior FY Carryover Encumbrances	FYTD Expendable	FYTD Actual Expenditures	MTD Actual Expenditures	Current Encumbrances	FYTD Unencumbered Balance	FYTD Percent Exp/Enc
*****TOTAL FOR FUND-SCC 008 9002 (KANEHL MUSIC TRUST):							
250.00	0.00	250.00	0.00	0.00	0.00	250.00	0.00
=====							
*****TOTAL FOR FUND-SCC 008 9003 (RICHARD HOFFMAN COLLINS MEMORIAL SCHOLARSHIP):							
18,000.00	0.00	18,000.00	0.00	0.00	0.00	18,000.00	0.00
=====							
*****TOTAL FOR FUND-SCC 008 9112 (ELAINE BUSHMAN FUND):							
1,000.00	0.00	1,000.00	0.00	0.00	0.00	1,000.00	0.00
=====							
*****TOTAL FOR FUND-SCC 009 9000 (STAR):							
22,500.00	0.00	22,500.00	0.00	0.00	0.00	22,500.00	0.00
=====							
*****TOTAL FOR FUND-SCC 009 9110 (UNIFORM SUPPLIES GARFIELD):							
14,031.00	376.36	14,407.36	3,111.86	367.89	9,119.62	2,175.88	84.90
=====							
*****TOTAL FOR FUND-SCC 009 9120 (UNIFORM SUPPLIES - CANAVAN):							
15,751.00	0.00	15,751.00	11,009.98	100.38	1,054.80	3,686.22	76.60
=====							
*****TOTAL FOR FUND-SCC 009 9130 (UNIFORM SUPPLIES - FENN):							
19,031.00	0.00	19,031.00	9,407.17	153.98	6,147.46	3,476.37	81.73
=====							
*****TOTAL FOR FUND-SCC 009 9140 (UNIFORM SUPPLIES - HERITAGE):							
14,858.00	1,452.00	16,310.00	12,900.33	0.00	0.00	3,409.67	79.09
=====							
*****TOTAL FOR FUND-SCC 009 9160 (UNIFORM SUPPLIES - BLAKE):							
16,548.00	149.93	16,697.93	13,633.02	354.14	95.00	2,969.91	82.21
=====							
*****TOTAL FOR FUND-SCC 009 9170 (UNIFORM SUPPLIES - RALPH WAITE ELEMENTARY):							
22,231.00	0.00	22,231.00	15,567.12	9.34	0.00	6,663.88	70.02
=====							

Date: 04/07/16
Time: 12:55 pm

MEDINA CITY SCHOOL DISTRICT
Appropriation Account Summary
SORTED BY FUND-SCC

Page: 3
(APPSUM)

FYTD Appropriated	Prior FY Carryover Encumbrances	FYTD Expendable	FYTD Actual Expenditures	MTD Actual Expenditures	Current Encumbrances	FYTD Unencumbered Balance	FYTD Percent Exp/Enc
*****TOTAL FOR FUND-SCC 009 9180 (UNIFORM SUPPLIES - ELIZA NORTHROP ELEMENTARY):							
18,119.00	0.00	18,119.00	11,094.18	0.00	0.00	7,024.82	61.23
=====							
*****TOTAL FOR FUND-SCC 009 9200 (UNIFORM SUPPLIES - CLAGGETT MIDDLE SCHOOL):							
62,795.00	410.00	63,205.00	47,123.94	0.00	400.00	15,681.06	75.19
=====							
*****TOTAL FOR FUND-SCC 009 9210 (UNIFORM SUPPLIES - A.I. ROOT MIDDLE SCHOOL):							
46,158.00	0.00	46,158.00	41,440.42	1,881.75	2,876.48	1,841.10	96.01
=====							
*****TOTAL FOR FUND-SCC 009 9300 (UNIFORM SUPPLIES - SENIOR HIGH SCHOOL):							
184,282.00	24,706.41	208,988.41	84,248.13	10,881.69	41,699.38	83,040.90	60.27
=====							
*****TOTAL FOR FUND-SCC 014 9015 (MEDINA CNTY JUV DET CNTR FY 15):							
114,156.31	0.00	114,156.31	114,156.31	0.00	0.00	0.00	100.00
=====							
*****TOTAL FOR FUND-SCC 014 9016 (MEDINA CNTY JUV DET CNTR):							
250,000.00	0.00	250,000.00	164,157.42	16,266.04	3,295.74	82,546.84	66.98
=====							
*****TOTAL FOR FUND-SCC 014 9115 (EVOLVE FY 15):							
222,933.77	28,036.72	250,970.49	225,972.49	1.42	19.83	24,978.17	90.05
=====							
*****TOTAL FOR FUND-SCC 014 9116 (EVOLVE FY 16):							
583,714.46	0.00	583,714.46	293,276.86	29,006.11	7,092.78	283,344.82	51.46
=====							
*****TOTAL FOR FUND-SCC 016 0000 (EMERGENCY LEVY):							
3,236,960.00	10,520.00	3,247,480.00	2,461,258.23	199,183.11	52,359.77	733,862.00	77.40
=====							
*****TOTAL FOR FUND-SCC 018 9110 (PRINCIPAL'S FUND - GARFIELD):							
11,000.00	0.00	11,000.00	4,419.27	528.46	1,368.76	5,211.97	52.62
=====							

Date: 04/07/16
Time: 12:55 pm

MEDINA CITY SCHOOL DISTRICT
Appropriation Account Summary
SORTED BY FUND-SCC

Page: 4
(APPSUM)

FYTD Appropriated	Prior FY Carryover Encumbrances	FYTD Expendable	FYTD Actual Expenditures	MTD Actual Expenditures	Current Encumbrances	FYTD Unencumbered Balance	FYTD Percent Exp/Enc
*****TOTAL FOR FUND-SCC 018 9111 (GARFIELD SCHOOL STORE):							
500.00	0.00	500.00	142.70	0.00	0.00	357.30	28.54
=====							
*****TOTAL FOR FUND-SCC 018 9113 (GARFIELD MEDIA CENTER):							
3,500.00	0.00	3,500.00	0.00	0.00	0.00	3,500.00	0.00
=====							
*****TOTAL FOR FUND-SCC 018 9120 (PRINCIPAL - CANAVAN):							
31,000.00	2,918.97	33,918.97	7,838.09	794.77	13,591.30	12,489.58	63.18
=====							
*****TOTAL FOR FUND-SCC 018 9123 (BOOK FAIR - CANAVAN):							
10,000.00	0.00	10,000.00	5,552.27	0.00	0.00	4,447.73	55.52
=====							
*****TOTAL FOR FUND-SCC 018 9130 (PRINCIPAL - FENN):							
41,450.00	0.00	41,450.00	5,655.52	1,810.05	28,408.22	7,386.26	82.18
=====							
*****TOTAL FOR FUND-SCC 018 9132 (FENN SCHOOL STORE):							
1,465.46	0.00	1,465.46	678.71	154.24	0.00	786.75	46.31
=====							
*****TOTAL FOR FUND-SCC 018 9133 (BOOK FAIR - FENN):							
7,964.74	0.00	7,964.74	0.00	0.00	7,964.74	0.00	100.00
=====							
*****TOTAL FOR FUND-SCC 018 9135 (MEDINA SKI TEAM - DISTRICTWIDE):							
6,000.00	0.00	6,000.00	3,804.00-	0.00	0.00	9,804.00	63.40-
=====							
*****TOTAL FOR FUND-SCC 018 9140 (PRINCIPAL'S FUND - HERITAGE):							
6,900.00	10,951.04	17,851.04	14,009.60	174.46	1,621.42	2,220.02	87.56
=====							
*****TOTAL FOR FUND-SCC 018 9143 (HERITAGE MEDIA CENTER):							
6,200.00	0.00	6,200.00	5,409.83	369.45	0.00	790.17	87.26
=====							

Date: 04/07/16
Time: 12:55 pm

MEDINA CITY SCHOOL DISTRICT
Appropriation Account Summary
SORTED BY FUND-SCC

Page: 5
(APPSUM)

FYTD Appropriated	Prior FY Carryover Encumbrances	FYTD Expendable	FYTD Actual Expenditures	MTD Actual Expenditures	Current Encumbrances	FYTD Unencumbered Balance	FYTD Percent Exp/Enc
*****TOTAL FOR FUND-SCC 018 9160 (PRINCIPAL'S FUND - H G BLAKE):							
20,900.00	149.95	21,049.95	8,800.43	629.23	2,538.33	9,711.19	53.87
=====							
*****TOTAL FOR FUND-SCC 018 9163 (BLAKE MEDIA CENTER):							
4,000.00	0.00	4,000.00	0.00	0.00	0.00	4,000.00	0.00
=====							
*****TOTAL FOR FUND-SCC 018 9170 (PRINCIPALS FUND - RALPH WAITE ELEMENTARY):							
25,800.00	0.00	25,800.00	8,528.20	1,454.29	1,931.76	15,340.04	40.54
=====							
*****TOTAL FOR FUND-SCC 018 9173 (MEDIA CENTER RALPH WAITE ELEMENTARY):							
5,500.00	0.00	5,500.00	5,500.00	0.00	0.00	0.00	100.00
=====							
*****TOTAL FOR FUND-SCC 018 9180 (PRINCIPALS FUND ELIZA NORTHROP ELEMENTARY):							
14,100.00	1,768.31	15,868.31	8,701.01	1,521.40	2,209.57	4,957.73	68.76
=====							
*****TOTAL FOR FUND-SCC 018 9183 (MEDIA CENTER ELIZA NORTHROP ELEMENTARY):							
5,000.00	0.00	5,000.00	4,507.46	0.00	0.00	492.54	90.15
=====							
*****TOTAL FOR FUND-SCC 018 9200 (PRINCIPAL'S FUND - CLAGGETT M.S.):							
26,500.00	1,711.58	28,211.58	10,749.07	1,728.03	5,157.08	12,305.43	56.38
=====							
*****TOTAL FOR FUND-SCC 018 9203 (CLAGGETT M.S. MEDIA CENTER):							
9,254.94	0.00	9,254.94	3,661.52	0.00	1,194.00	4,399.42	52.46
=====							
*****TOTAL FOR FUND-SCC 018 9210 (PRINCIPAL'S FUND - ROOT M.S.):							
28,000.00	3,571.78	31,571.78	14,709.00	162.59	5,198.39	11,664.39	63.05
=====							
*****TOTAL FOR FUND-SCC 018 9211 (ROOT M.S. MEDIA CENTER):							
7,606.87	1,528.93	9,135.80	4,385.75	0.00	644.79	4,105.26	55.06
=====							

Date: 04/07/16
Time: 12:55 pm

MEDINA CITY SCHOOL DISTRICT
Appropriation Account Summary
SORTED BY FUND-SCC

Page: 6
(APPSUM)

FYTD Appropriated	Prior FY Carryover Encumbrances	FYTD Expendable	FYTD Actual Expenditures	MTD Actual Expenditures	Current Encumbrances	FYTD Unencumbered Balance	FYTD Percent Exp/Enc
*****TOTAL FOR FUND-SCC 018 9300 (PRINCIPAL'S FUND - SENIOR HIGH):							
78,000.00	3,038.25	81,038.25	24,079.20	3,395.60-	9,234.26	47,724.79	41.11
=====							
*****TOTAL FOR FUND-SCC 018 9303 (PERFORMING ARTS):							
35,200.00	8,168.29	43,368.29	22,888.63	1,835.00	21,410.20	930.54-	102.15
=====							
*****TOTAL FOR FUND-SCC 018 9304 (BATTLING BEES BOOKSTORE):							
17,100.00	0.00	17,100.00	6,318.30	712.00	2,330.08	8,451.62	50.58
=====							
*****TOTAL FOR FUND-SCC 018 9305 (FLEXIBLE CREDIT FUND):							
0.00	0.00	0.00	163.34	163.34	0.00	163.34-	0.00
=====							
*****TOTAL FOR FUND-SCC 018 9901 (PUBLIC SCHOOL SUPPORT - INSTRUCTION DEPT.):							
6,000.00	0.00	6,000.00	6,175.97	19.16	2,354.46	2,530.43-	142.17
=====							
*****TOTAL FOR FUND-SCC 018 9905 (PUBLIC SCHOOL SUPPORT/STUDENT SERVICES):							
24,000.00	0.00	24,000.00	14,156.63	0.00	3,000.00	6,843.37	71.49
=====							
*****TOTAL FOR FUND-SCC 018 9906 (COMMUNICATIONS - PUBLIC SCHOOL SUPPORT):							
2,530.00	0.00	2,530.00	2,505.00	0.00	0.00	25.00	99.01
=====							
*****TOTAL FOR FUND-SCC 018 9920 (TRSP FUND):							
3,200.00	0.00	3,200.00	408.52	0.00	547.48	2,244.00	29.88
=====							
*****TOTAL FOR FUND-SCC 019 9016 (MCDAC GRANT FY16):							
82,368.00	0.00	82,368.00	82,819.98	8,683.91	26.25	478.23-	100.58
=====							
*****TOTAL FOR FUND-SCC 019 9023 (PUBLIC EDUCATION LEADERSHIP COMMUNITY GRANTS):							
16,178.60	0.00	16,178.60	16,178.59	0.00	0.00	0.01	100.00
=====							

Date: 04/07/16
Time: 12:55 pm

MEDINA CITY SCHOOL DISTRICT
Appropriation Account Summary
SORTED BY FUND-SCC

Page: 7
(APPSUM)

FYTD Appropriated	Prior FY Carryover Encumbrances	FYTD Expendable	FYTD Actual Expenditures	MTD Actual Expenditures	Current Encumbrances	FYTD Unencumbered Balance	FYTD Percent Exp/Enc
*****TOTAL FOR FUND-SCC 019 9142 (STEPHENSON FOUNDATION-MHS):							
4,500.00	0.00	4,500.00	0.00	0.00	0.00	4,500.00	0.00
=====							
*****TOTAL FOR FUND-SCC 019 9180 (PPG INNOVATIVE CLASSROOM GRANT-NORTHROP):							
999.00	0.00	999.00	0.00	0.00	849.00	150.00	84.98
=====							
*****TOTAL FOR FUND-SCC 019 9613 (FUEL UP - CONDOSTA - ROOT - FY13):							
500.00	0.00	500.00	0.00	0.00	500.00	0.00	100.00
=====							
*****TOTAL FOR FUND-SCC 019 9715 (FUEL UP - BLAKE - FY15):							
224.00	0.00	224.00	75.49	0.00	148.00	0.51	99.77
=====							
*****TOTAL FOR FUND-SCC 019 9816 (PPG INDUSTRIES GRANT HS):							
1,000.00	0.00	1,000.00	1,000.00	0.00	0.00	0.00	100.00
=====							
*****TOTAL FOR FUND-SCC 020 9001 (TRANSPORTATION ENTERPRISE):							
40,000.00	7,294.67	47,294.67	10,278.43	960.68	4,318.48	32,697.76	30.86
=====							
*****TOTAL FOR FUND-SCC 022 9000 (Unclaimed funds):							
5,000.00	0.00	5,000.00	0.00	0.00	0.00	5,000.00	0.00
=====							
*****TOTAL FOR FUND-SCC 022 9300 (OH HIGH SCHOOL ATH ASSOC FUND):							
139,999.50	0.00	139,999.50	60,879.55	13,447.58	437.55	78,682.40	43.80
=====							
*****TOTAL FOR FUND-SCC 024 9001 (MEDICAL AND DRUG/SELF INSURANCE FUNDS):							
7,254,229.00	90,984.20	7,345,213.20	5,999,823.53	728,974.62	1,262,770.89	82,618.78	98.88
=====							
*****TOTAL FOR FUND-SCC 024 9002 (DENTAL SELF INSURANCE FUNDS):							
650,000.00	0.00	650,000.00	453,704.10	50,602.70	0.00	196,295.90	69.80
=====							

Date: 04/07/16
Time: 12:55 pm

MEDINA CITY SCHOOL DISTRICT
Appropriation Account Summary
SORTED BY FUND-SCC

Page: 8
(APPSUM)

FYTD Appropriated	Prior FY Carryover Encumbrances	FYTD Expendable	FYTD Actual Expenditures	MTD Actual Expenditures	Current Encumbrances	FYTD Unencumbered Balance	FYTD Percent Exp/Enc
*****TOTAL FOR FUND-SCC 024 9094 (FLEX PRO):							
8,500.00	0.00	8,500.00	5,279.70	508.20	3,391.80	171.50-	102.02
=====							
*****TOTAL FOR FUND-SCC 027 0000 (WORKMANS COMP.-SELF INS):							
190,000.00	0.00	190,000.00	105,215.35	48,201.27	18,478.55	66,306.10	65.10
=====							
*****TOTAL FOR FUND-SCC 071 9013 (LOCAL SALES TAX PERMANENT IMPROVEMENTS):							
2,821,212.50	41,157.85	2,862,370.35	2,242,260.49	10,866.33	25,493.00	594,616.86	79.23
=====							
*****TOTAL FOR FUND-SCC 200 9110 (GARFIELD STUDENT COUNCIL/K-KIDS CLUB):							
1,200.00	0.00	1,200.00	141.09	0.00	125.00	933.91	22.17
=====							
*****TOTAL FOR FUND-SCC 200 9121 (ELLA CANAVAN STUDENT COUNCIL):							
1,000.00	0.00	1,000.00	560.06	0.00	439.94	0.00	100.00
=====							
*****TOTAL FOR FUND-SCC 200 9185 (K-KIDS KIWANIS ACTIVITY CLUB-NORTHROP):							
3,000.00	200.00	3,200.00	1,011.09	18.00	1,182.00	1,006.91	68.53
=====							
*****TOTAL FOR FUND-SCC 200 9202 (CLAGGETT MIDDLE SCH. STUDENT COUNCIL):							
5,000.00	0.00	5,000.00	3,717.63	333.16	399.32	883.05	82.34
=====							
*****TOTAL FOR FUND-SCC 200 9205 (CLAGGETT MIDDLE SCH. BUILDERS CLUB):							
800.00	0.00	800.00	34.10	34.10	82.75	683.15	14.61
=====							
*****TOTAL FOR FUND-SCC 200 9209 (CLAGGETT MIDDLE SCHOOL DRAMA CLUB):							
5,000.00	128.82	5,128.82	3,665.64	1,072.40	464.86	998.32	80.54
=====							
*****TOTAL FOR FUND-SCC 200 9256 (DRAMA CLUB - ROOT M.S.):							
2,980.00	0.00	2,980.00	2,902.83	0.00	77.17	0.00	100.00
=====							

Date: 04/07/16
Time: 12:55 pm

MEDINA CITY SCHOOL DISTRICT
Appropriation Account Summary
SORTED BY FUND-SCC

Page: 9
(APPSUM)

FYTD Appropriated	Prior FY Carryover Encumbrances	FYTD Expendable	FYTD Actual Expenditures	MTD Actual Expenditures	Current Encumbrances	FYTD Unencumbered Balance	FYTD Percent Exp/Enc
*****TOTAL FOR FUND-SCC 200 9258 (STUDENT COUNCIL - ROOT M.S.):							
850.00	0.00	850.00	279.02	0.00	250.00	320.98	62.24
=====							
*****TOTAL FOR FUND-SCC 200 9301 (YOUNG AMERICANS FOR FREEDOM):							
1,000.00	0.00	1,000.00	0.00	0.00	0.00	1,000.00	0.00
=====							
*****TOTAL FOR FUND-SCC 200 9302 (ART CLUB):							
200.00	0.00	200.00	0.00	0.00	130.00	70.00	65.00
=====							
*****TOTAL FOR FUND-SCC 200 9305 (CHEMCLUB):							
300.00	0.00	300.00	0.00	0.00	0.00	300.00	0.00
=====							
*****TOTAL FOR FUND-SCC 200 9307 (CHOIR):							
45,000.00	4,712.10	49,712.10	7,504.46	650.00	9,716.54	32,491.10	34.64
=====							
*****TOTAL FOR FUND-SCC 200 9312 (DRAMA CLUB):							
34,110.00	85.00	34,195.00	3,942.86	0.00	29,631.50	620.64	98.18
=====							
*****TOTAL FOR FUND-SCC 200 9318 (GIRLS LEADERSHIP CLUB):							
2,700.00	0.00	2,700.00	902.87	505.37	1,194.63	602.50	77.69
=====							
*****TOTAL FOR FUND-SCC 200 9321 (KEY CLUB):							
22,500.00	0.00	22,500.00	3,655.06	60.59	5,872.82	12,972.12	42.35
=====							
*****TOTAL FOR FUND-SCC 200 9323 (MEDINAMITE):							
960.00	0.00	960.00	300.00	0.00	370.00	290.00	69.79
=====							
*****TOTAL FOR FUND-SCC 200 9324 (MEDINIAN):							
24,000.00	2,000.00	26,000.00	2,446.40	0.00	790.13	22,763.47	12.45
=====							

Date: 04/07/16
Time: 12:55 pm

MEDINA CITY SCHOOL DISTRICT
Appropriation Account Summary
SORTED BY FUND-SCC

Page: 10
(APPSUM)

FYTD Appropriated	Prior FY Carryover Encumbrances	FYTD Expendable	FYTD Actual Expenditures	MTD Actual Expenditures	Current Encumbrances	FYTD Unencumbered Balance	FYTD Percent Exp/Enc
*****TOTAL FOR FUND-SCC 200 9325 (MUSIC - BAND):							
10,000.00	0.00	10,000.00	3,884.62	2,087.88	1,115.38	5,000.00	50.00
=====							
*****TOTAL FOR FUND-SCC 200 9326 (NATIONAL HONOR SOCIETY):							
6,000.00	0.00	6,000.00	0.00	0.00	3,000.00	3,000.00	50.00
=====							
*****TOTAL FOR FUND-SCC 200 9327 (ORCHESTRA):							
16,000.00	0.00	16,000.00	0.00	0.00	7,500.00	8,500.00	46.88
=====							
*****TOTAL FOR FUND-SCC 200 9332 (SPANISH CLUB):							
4,700.00	210.22	4,910.22	2,277.40	0.00	188.55	2,444.27	50.22
=====							
*****TOTAL FOR FUND-SCC 200 9333 (STUDENT COUNCIL):							
58,000.00	20,965.09	78,965.09	43,135.91	950.49	2,936.61	32,892.57	58.35
=====							
*****TOTAL FOR FUND-SCC 200 9335 (LATIN CLUB):							
8,000.00	349.40	8,349.40	1,287.49	110.66	184.51	6,877.40	17.63
=====							
*****TOTAL FOR FUND-SCC 200 9337 (AMERICAN SIGN LANGUAGE CLUB):							
130.00	0.00	130.00	28.44	28.44	101.56	0.00	100.00
=====							
*****TOTAL FOR FUND-SCC 200 9339 (SPEECH/DEBATE CLUB):							
25,000.00	1,638.43	26,638.43	20,420.04	7,221.29	4,697.49	1,520.90	94.29
=====							
*****TOTAL FOR FUND-SCC 200 9340 (S. A. D. D.):							
1,433.45	166.55	1,600.00	931.51	0.00	572.19	96.30	93.98
=====							
*****TOTAL FOR FUND-SCC 200 9346 (PENGUIN BOWL/NOSB):							
700.00	0.00	700.00	340.00	340.00	0.00	360.00	48.57
=====							

Date: 04/07/16
Time: 12:55 pm

MEDINA CITY SCHOOL DISTRICT
Appropriation Account Summary
SORTED BY FUND-SCC

Page: 11
(APPSUM)

FYTD Appropriated	Prior FY Carryover Encumbrances	FYTD Expendable	FYTD Actual Expenditures	MTD Actual Expenditures	Current Encumbrances	FYTD Unencumbered Balance	FYTD Percent Exp/Enc
*****TOTAL FOR FUND-SCC 200 9350 (TECHNOLOGY CLUB):							
267.00	933.00	1,200.00	1,713.23	24.92	0.00	513.23	142.77
=====							
*****TOTAL FOR FUND-SCC 200 9352 (VIDEO CLUB - SR HI):							
418.00	4,582.00	5,000.00	4,313.63	0.00	4,542.76	3,856.39	177.13
=====							
*****TOTAL FOR FUND-SCC 200 9353 (CHINESE CLUB):							
550.00	0.00	550.00	214.98	0.00	85.02	250.00	54.55
=====							
*****TOTAL FOR FUND-SCC 200 9355 (GAY STRAIGHT ALLIANCE):							
838.00	0.00	838.00	492.00	0.00	346.00	0.00	100.00
=====							
*****TOTAL FOR FUND-SCC 200 9380 (V O F T):							
15,388.92	611.08	16,000.00	14,502.38	2,500.00	3,722.87	2,225.25	113.91
=====							
*****TOTAL FOR FUND-SCC 200 9413 (CLASS OF 2013):							
706.16	0.00	706.16	0.00	0.00	0.00	706.16	0.00
=====							
*****TOTAL FOR FUND-SCC 200 9414 (CLASS OF 2014):							
356.45	0.00	356.45	0.00	0.00	0.00	356.45	0.00
=====							
*****TOTAL FOR FUND-SCC 200 9415 (CLASS OF 2015):							
1,415.51	589.76	2,005.27	463.39	0.00	0.00	1,541.88	23.11
=====							
*****TOTAL FOR FUND-SCC 200 9416 (CLASS OF 2016):							
4,913.36	360.92	5,274.28	2,791.07	0.00	821.68	1,661.53	68.50
=====							
*****TOTAL FOR FUND-SCC 200 9417 (CLASS OF 2017):							
44,000.00	900.00	44,900.00	1,001.24	439.89	7,798.76	36,100.00	19.60
=====							

Date: 04/07/16
Time: 12:55 pm

MEDINA CITY SCHOOL DISTRICT
Appropriation Account Summary
SORTED BY FUND-SCC

Page: 12
(APPSUM)

FYTD Appropriated	Prior FY Carryover Encumbrances	FYTD Expendable	FYTD Actual Expenditures	MTD Actual Expenditures	Current Encumbrances	FYTD Unencumbered Balance	FYTD Percent Exp/Enc
*****TOTAL FOR FUND-SCC 200 9418 (CLASS OF 2018):							
2,000.00	0.00	2,000.00	153.34	0.00	1,846.66	0.00	100.00
=====							
*****TOTAL FOR FUND-SCC 200 9419 (CLASS OF 2019):							
500.00	0.00	500.00	0.00	0.00	0.00	500.00	0.00
=====							
*****TOTAL FOR FUND-SCC 300 0000 (ATHLETIC FUND):							
358,862.50	27,222.11	386,084.61	268,725.66	19,576.98	75,580.14	41,778.81	89.18
=====							
*****TOTAL FOR FUND-SCC 300 9201 (CLAGGETT MIDDLE SCH. BAND FUND):							
35,000.00	0.00	35,000.00	15,226.82	0.00	0.00	19,773.18	43.51
=====							
*****TOTAL FOR FUND-SCC 300 9208 (CLAGGETT - 6TH GRADE TRIPS):							
154,000.00	0.00	154,000.00	100,631.33	0.00	84.00	53,284.67	65.40
=====							
*****TOTAL FOR FUND-SCC 300 9250 (ROOT M.S. BAND FUND):							
36,000.00	600.00	36,600.00	13,096.08	0.00	2,500.00	21,003.92	42.61
=====							
*****TOTAL FOR FUND-SCC 300 9253 (ROOT M.S. BEEHIVE):							
626.00	0.00	626.00	0.00	0.00	0.00	626.00	0.00
=====							
*****TOTAL FOR FUND-SCC 300 9258 (ROOT - DISTRICT SUPERVISED ACTIVITIES):							
108,507.50	0.00	108,507.50	94,109.50	0.00	12,087.00	2,311.00	97.87
=====							
*****TOTAL FOR FUND-SCC 300 9302 (BOYS VOLLEYBALL):							
6,100.00	0.00	6,100.00	613.50	488.50	3,386.50	2,100.00	65.57
=====							
*****TOTAL FOR FUND-SCC 300 9303 (HUDDLE/SHUDDLE):							
1,500.00	0.00	1,500.00	1,188.80	340.14	1,036.26	725.06	148.34
=====							

Date: 04/07/16
Time: 12:55 pm

MEDINA CITY SCHOOL DISTRICT
Appropriation Account Summary
SORTED BY FUND-SCC

Page: 13
(APPSUM)

FYTD Appropriated	Prior FY Carryover Encumbrances	FYTD Expendable	FYTD Actual Expenditures	MTD Actual Expenditures	Current Encumbrances	FYTD Unencumbered Balance	FYTD Percent Exp/Enc
*****TOTAL FOR FUND-SCC 300 9304 (LINK CREW):							
3,475.00	0.00	3,475.00	1,998.52	10.62	1,401.48	75.00	97.84
=====							
*****TOTAL FOR FUND-SCC 300 9305 (MHS DANCE TEAM):							
900.00	400.00	1,300.00	598.96	0.00	650.00	51.04	96.07
=====							
*****TOTAL FOR FUND-SCC 300 9306 (MHS - DISTRICT SUPERVISED ACTIVITIES):							
1,000.00	0.00	1,000.00	119.70	0.00	0.00	880.30	11.97
=====							
*****TOTAL FOR FUND-SCC 300 9313 (DRAMA/MUSICAL):							
16,505.00	0.00	16,505.00	16,498.50	0.00	0.00	6.50	99.96
=====							
*****TOTAL FOR FUND-SCC 300 9325 (BAND - DISNEYLAND):							
13,000.00	0.00	13,000.00	0.00	0.00	0.00	13,000.00	0.00
=====							
*****TOTAL FOR FUND-SCC 300 9334 (BEEHIVE CAFE):							
13,550.00	2,343.17	15,893.17	8,820.86	1,427.97	3,897.81	3,174.50	80.03
=====							
*****TOTAL FOR FUND-SCC 300 9390 (GLOBAL TRIPS):							
4,900.00	0.00	4,900.00	0.00	0.00	0.00	4,900.00	0.00
=====							
*****TOTAL FOR FUND-SCC 401 9000 (ST FRANCIS - MOBILE UNIT):							
0.00	268,759.14	268,759.14	237,701.38	15,000.00-	13,111.70	17,946.06	93.32
=====							
*****TOTAL FOR FUND-SCC 401 9015 (AUXILIARY FUNDS/ST FRANCIS FY15):							
0.00	83,565.88	83,565.88	83,565.88	0.00	0.00	0.00	100.00
=====							
*****TOTAL FOR FUND-SCC 401 9016 (AUXILIARY FUNDS/ST FRANCIS):							
385,914.79	0.00	385,914.79	188,766.32	9,589.02	82,014.05	115,134.42	70.17
=====							

Date: 04/07/16
Time: 12:55 pm

MEDINA CITY SCHOOL DISTRICT
Appropriation Account Summary
SORTED BY FUND-SCC

Page: 14
(APPSUM)

FYTD Appropriated	Prior FY Carryover Encumbrances	FYTD Expendable	FYTD Actual Expenditures	MTD Actual Expenditures	Current Encumbrances	FYTD Unencumbered Balance	FYTD Percent Exp/Enc
*****TOTAL FOR FUND-SCC 401 9025 (AUX FUNDS NURTURY FY15):							
5,197.33	448.36	5,645.69	5,645.69	0.00	0.00	0.00	100.00
=====							
*****TOTAL FOR FUND-SCC 401 9026 (AUX FUNDS NURTURY):							
14,874.66	0.00	14,874.66	3,353.99	0.00	594.99	10,925.68	26.55
=====							
*****TOTAL FOR FUND-SCC 401 9035 (AUX FUNDS MCA FY15):							
40.63	9,569.25	9,609.88	9,609.88	0.00	0.00	0.00	100.00
=====							
*****TOTAL FOR FUND-SCC 401 9036 (AUX FUNDS MCA):							
128,913.72	0.00	128,913.72	65,878.67	5,391.56	12,467.02	50,568.03	60.77
=====							
*****TOTAL FOR FUND-SCC 401 9045 (KIDS COUNTRY FY15):							
0.00	13,909.15	13,909.15	13,909.15	0.00	0.00	0.00	100.00
=====							
*****TOTAL FOR FUND-SCC 401 9046 (AUX FUNDS KIDS COUNTRY):							
8,263.70	0.00	8,263.70	82.37	0.00	330.55	7,850.78	5.00
=====							
*****TOTAL FOR FUND-SCC 401 9064 (SM WONDERS FY14):							
1,094.40	0.00	1,094.40	1,094.40	0.00	0.00	0.00	100.00
=====							
*****TOTAL FOR FUND-SCC 401 9065 (SM WONDERS FY15):							
3,155.91	0.00	3,155.91	3,155.91	0.00	0.00	0.00	100.00
=====							
*****TOTAL FOR FUND-SCC 401 9066 (SM WONDERS):							
3,286.64	0.00	3,286.64	0.00	0.00	0.00	3,286.64	0.00
=====							
*****TOTAL FOR FUND-SCC 451 9016 (CONNECTIVITY FY16):							
19,800.00	0.00	19,800.00	9,800.00	9,800.00	0.00	10,000.00	49.49
=====							

Date: 04/07/16
Time: 12:55 pm

MEDINA CITY SCHOOL DISTRICT
Appropriation Account Summary
SORTED BY FUND-SCC

Page: 15
(APPSUM)

FYTD Appropriated	Prior FY Carryover Encumbrances	FYTD Expendable	FYTD Actual Expenditures	MTD Actual Expenditures	Current Encumbrances	FYTD Unencumbered Balance	FYTD Percent Exp/Enc
*****TOTAL FOR FUND-SCC 463 9015 (ALT ED FY15):							
7,034.08	0.00	7,034.08	7,034.08	0.00	0.00	0.00	100.00
=====							
*****TOTAL FOR FUND-SCC 463 9016 (ALT ED):							
38,846.00	0.00	38,846.00	28,074.58	3,135.27	27.12	10,744.30	72.34
=====							
*****TOTAL FOR FUND-SCC 499 9015 (INTERN PSYCH FY15):							
151.68	0.00	151.68	151.68	0.00	0.00	0.00	100.00
=====							
*****TOTAL FOR FUND-SCC 516 9015 (TITLE VI-B):							
99,365.64	99,330.66	198,696.30	198,696.30	0.00	0.00	0.00	100.00
=====							
*****TOTAL FOR FUND-SCC 516 9016 (TITLE VI-B):							
1,638,389.04	0.00	1,638,389.04	933,268.52	121,270.13	153,073.74	552,046.78	66.31
=====							
*****TOTAL FOR FUND-SCC 516 9115 (DESLEXIA GRANT FY 15):							
1,918.39	9,400.00	11,318.39	11,318.39	0.00	0.00	0.00	100.00
=====							
*****TOTAL FOR FUND-SCC 572 9015 (TITLE I FY 15):							
62,244.62	124,296.05	186,540.67	184,950.55	0.00	0.00	1,590.12	99.15
=====							
*****TOTAL FOR FUND-SCC 572 9016 (TITLE I):							
644,635.90	0.00	644,635.90	358,596.42	53,882.37	42,249.07	243,790.41	62.18
=====							
*****TOTAL FOR FUND-SCC 572 9115 (TITLE I-D FY 15):							
13,433.05	3,647.50	17,080.55	17,080.55	0.00	0.00	0.00	100.00
=====							
*****TOTAL FOR FUND-SCC 572 9116 (TITLE I-D):							
140,981.79	0.00	140,981.79	13,923.05	3,019.36	10,150.09	116,908.65	17.08
=====							

Date: 04/07/16
Time: 12:55 pm

MEDINA CITY SCHOOL DISTRICT
Appropriation Account Summary
SORTED BY FUND-SCC

Page: 16
(APPSUM)

FYTD Appropriated	Prior FY Carryover Encumbrances	FYTD Expendable	FYTD Actual Expenditures	MTD Actual Expenditures	Current Encumbrances	FYTD Unencumbered Balance	FYTD Percent Exp/Enc
*****TOTAL FOR FUND-SCC 587 9015 (PRESCHOOL FY 15):							
2,904.61	1,251.76	4,156.37	4,156.37	0.00	0.00	0.00	100.00
=====							
*****TOTAL FOR FUND-SCC 587 9016 (PRESCHOOL):							
39,100.92	0.00	39,100.92	11,972.48	3,737.81	5,578.42	21,550.02	44.89
=====							
*****TOTAL FOR FUND-SCC 590 9015 (TITLE II-A FY15):							
24,299.01	500.00	24,799.01	24,799.01	0.00	0.00	0.00	100.00
=====							
*****TOTAL FOR FUND-SCC 590 9016 (TITLE II-A):							
147,123.64	0.00	147,123.64	93,592.79	10,325.11	3,091.70	50,439.15	65.72
=====							
*****TOTAL FOR FUND-SCC 599 9000 (SPDG PARENT TEACHER PARTNERSHIP GRANT):							
5,000.00	0.00	5,000.00	0.00	0.00	0.00	5,000.00	0.00
=====							
*****TOTAL FOR FUND-SCC 599 9016 (CHILD NUTRITION SCHOOL EQUIPMENT GRANT):							
6,500.00	0.00	6,500.00	0.00	0.00	6,500.00	0.00	100.00
=====							
*****GRAND TOTALS:							
99,835,663.52	1,571,054.48	101,406,718.00	73,483,636.53	5,550,869.98	5,998,911.53	21,924,169.94	78.38
=====							

GENERAL FUND-TRUE DAYS CASH

Includes Emergency Levy

