

Medina City Schools

General Fund Analysis

May 31, 2019

	2018-2019 Original Estimate (1)	Y-T-D Actual July 2018 - June 2019 (2)	Percent	Variance (3)
Beginning Balance - July 1, 2018		58,638,114.57		0.00
General Fund	40,167,539.65			
Other Funds - Substitute Levy	18,470,574.92			
Revenue	<u>76,696,915.00</u>	<u>76,121,478.26</u>	<u>99.2%</u>	<u>575,436.74</u>
	76,696,915.00	76,121,478.26		575,436.74
Expenditures	81,613,860.00	72,364,996.65	88.7%	9,248,863.35
Encumbrance	946,300.00	1,819,539.59		-873,239.59
	<u>82,560,160.00</u>	<u>74,184,536.24</u>		<u>8,375,623.76</u>
Ending Balance - June 30, 2019	52,774,869.57	60,575,056.59		-7,800,187.02

Original Estimate revenue, expenditure and encumbrance taken from May 2018 five-year forecast
Includes May 2018 Substitute Levy

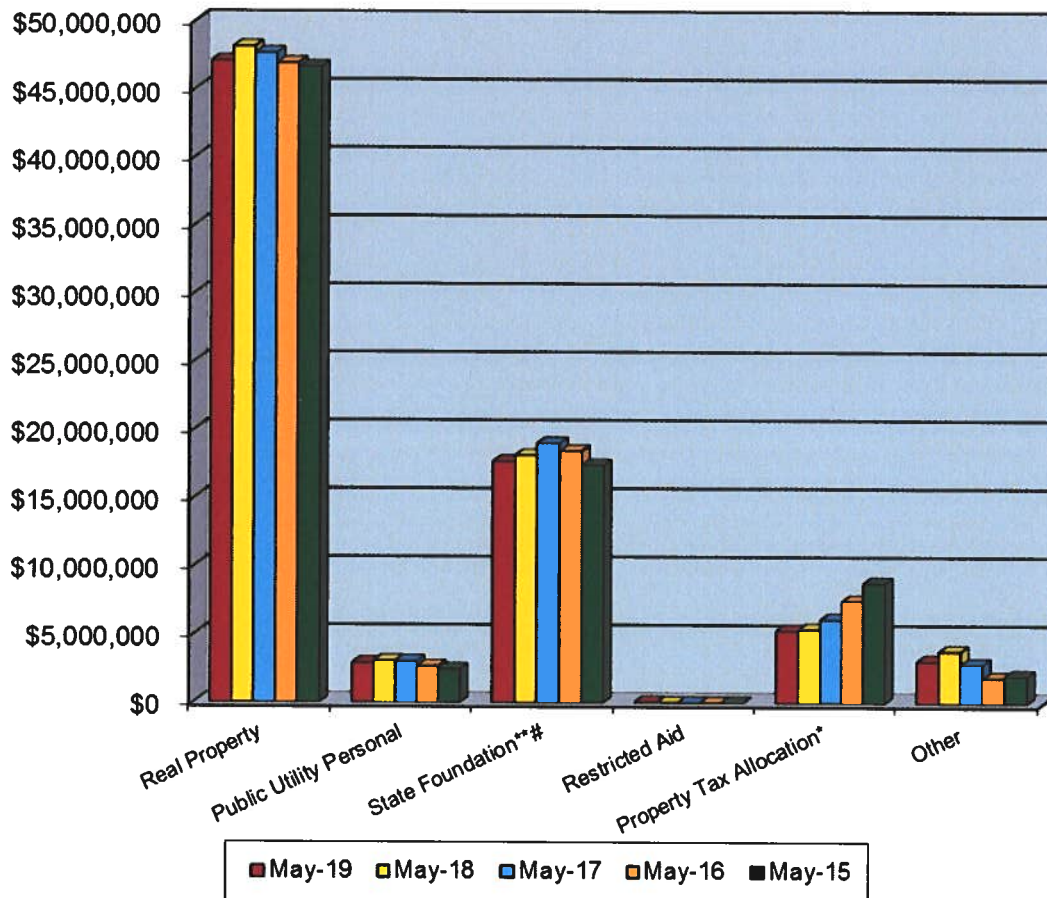
General Fund Summary

May 2019

Revenues

1. Real Property Taxes – Total Real Property Taxes received from the beginning of the fiscal year until May 31, 2019 is \$47,069,605.56. This is a decrease of 2.2% below last year's taxes received at this time. \$-0- was collected in May.
2. Public Utility Personal Property Taxes – Total Public Utility Personal Property Taxes received from the beginning of the fiscal year until May 31, 2019 is \$2,903,216.29. These monies are distributed upon settlement from the County Auditor. This amount is listed in a separate line for State and five-year forecasting purposes. \$-0- had been transferred in May.
3. State Foundation – State Foundation monies received from the State of Ohio from the beginning of the fiscal year until May 31, 2019 total \$17,684,999.36. This is a decrease of 2.5% below last year's foundation money received at this time. This includes \$363,130.42 from Casino revenues for the year. Casino Revenue is up \$6,407.75 above last year. \$1,530,275.55 was collected in May.
4. Restricted Aid – Restricted Aid monies are for Career Tech funding and Economically Disadvantaged Students. Monies received from the beginning of the fiscal year until May 31, 2019 total \$76,329.66. \$6,797.37 was collected in May.
5. Homestead and Rollback – Monies received from the State of Ohio from the beginning of the fiscal year until May 31, 2019 total \$5,310,487.71. Receipts are based upon the real property taxes collected and Homestead filings with the County Auditor. \$2,657,660.50- was collected in May.
6. Other – Other monies received from the beginning of the fiscal year until May 31, 2019 total \$3,076,839.68. This is a decrease of 19.2% below last year at this time and is due to Other Local Taxes, Tuition, Pay to Participate Fees, Rent, Parking Fees, Creative Abatements, Miscellaneous Fees, and Refund of Prior Year Expenditures. \$186,198.01 was collected in May.

General Fund Revenue



	May-19	May-18	May-17	May-16	May-15	Current Forecast
Real Property	\$47,069,606	\$48,117,914	\$47,651,143	\$46,911,362	\$46,638,611	\$47,069,604
Public Utility Personal	\$2,903,216	\$3,061,495	\$3,021,813	\$2,660,947	\$2,442,697	\$2,903,216
State Foundation**	\$17,684,999	\$18,136,879	\$19,027,968	\$18,457,569	\$17,398,723	\$19,315,984
Restricted Aid	\$76,330	\$31,366	\$29,957	\$12,239	\$5,816	\$86,045
Property Tax Allocation*	\$5,310,488	\$5,387,357	\$6,129,771	\$7,466,057	\$8,792,431	\$5,296,744
Other	\$3,076,840	\$3,808,135	\$2,852,333	\$1,853,391	\$1,989,643	\$3,264,106
Total	\$76,121,478	\$78,543,146	\$78,712,986	\$77,361,564	\$77,267,922	\$77,935,699
State %	30.3%	30.0%	32.0%	33.5%	33.9%	

* Includes Homestead/Rollback, Tangible Personal Property Tax Fixed Rate Loss Reimbursement and Electric Deregulation.

** Includes Casino Revenue in State Foundation beginning January 2013 and Economic Disadvantaged Funding in November 2013.

Includes a one time Hold Harmless on TPP in May 2016

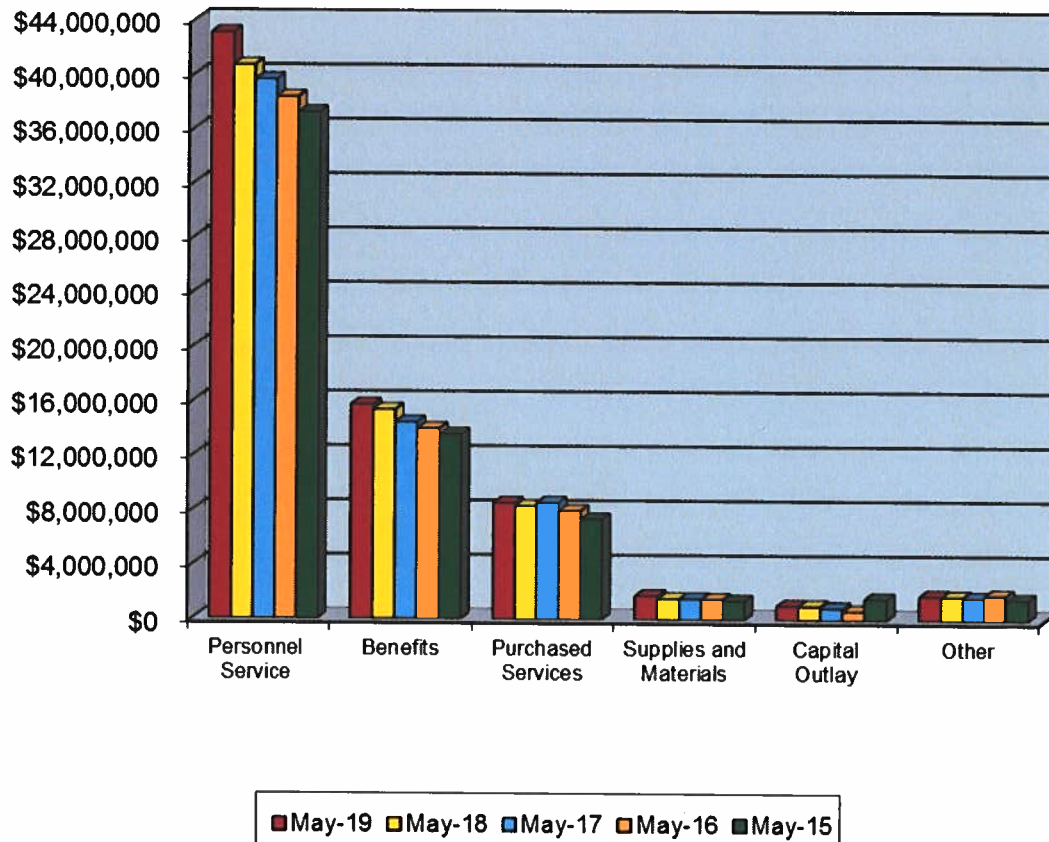
General Fund Summary

May 2019

Expenditures

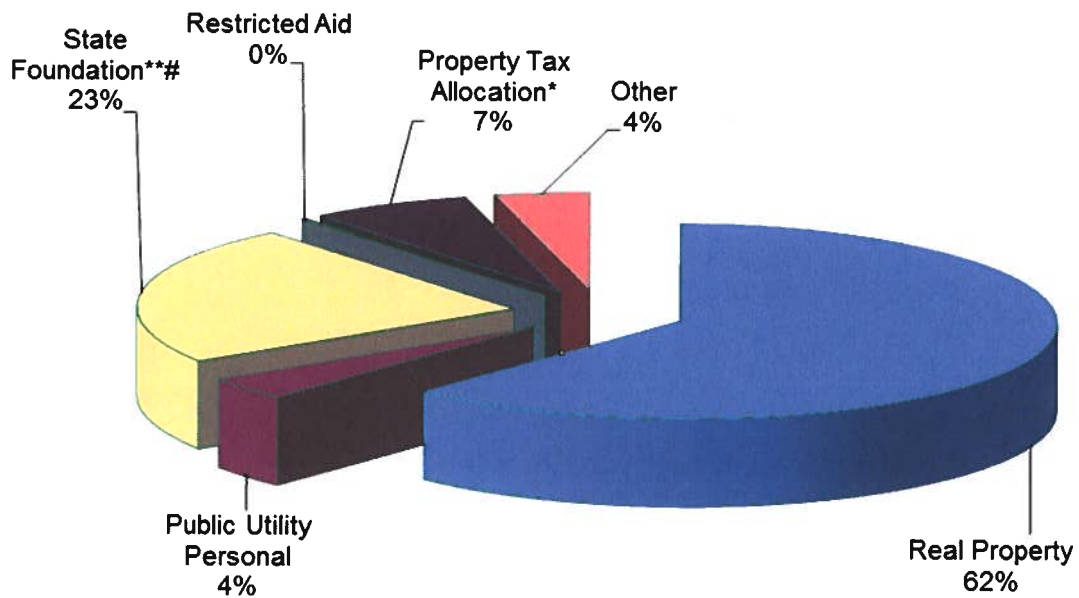
1. Personnel Services– The costs for personnel services for the School District from the beginning of the fiscal year until May 31, 2019 was \$43,084,514.98. This was an increase of 5.9% above last year at this time. \$3,697,027.18 was spent in May.
2. Benefits – The cost for benefits for the School District from the beginning of the fiscal year until May 31, 2019 was \$15,735,809.58. This was an increase of 2.4% above last year at this time. \$1,394,408.42 was spent in May.
3. Purchased Services – The cost for purchased services for the district from the beginning of the fiscal year until May 31, 2019 total \$8,536,298.01. This was a 2.9% increase above last year at this time and is due to Professional Services, Nursing Services, Repair Services, Garbage Removal, Insurances, Rentals, Leases, Travel, Telephone, Advertising, Gas, Other Tuition, and Open Enrollment. \$756,983.17 was spent in May.
4. Supplies and Materials – The cost for supplies and materials for the district from the beginning of the fiscal year until May 31, 2019 total \$1,746,614.36. This was a 14.0% increase above last year at this time. General Supplies, Preschool Supplies, Nursing Supplies, Textbooks, Media Supplies, Electronic Subscriptions, Meeting Supplies, Custodial/Maintenance Supplies, and Transportation Supplies account for this increase. \$116,699.27 was spent in May.
5. Capital Outlay – The cost for capital outlay for the district from the beginning of the fiscal year until May 31, 2019 total \$1,038,221.91. This was a 2.4% increase above last year at this time and was mainly due to New Equipment District, and Technology Equipment expense at this time last year. \$33,484.91 was spent in May.
6. Other – The cost of other expenditures excluding transfers for the district was \$1,777,731.57 for the fiscal year until May 31, 2019. This was a 2.5% increase below last year at this time. \$106,894.44 was spent in May. Dues and Fees, County Board Services, Liability Insurance, Assessments, and Information Service Awards and Prizes costs make up the majority of this increase.

General Fund Expenditures

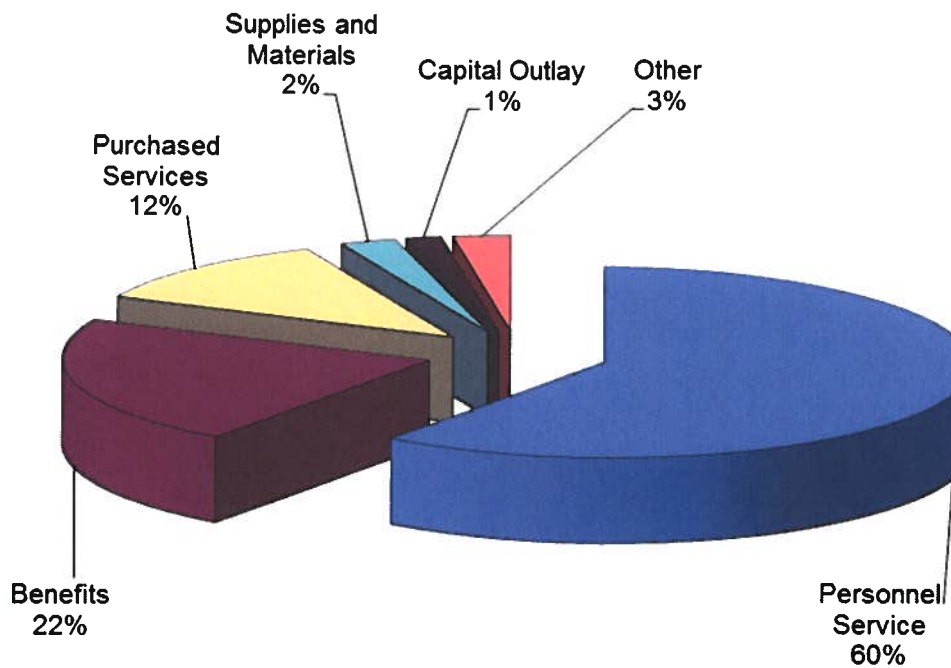


	May-19	May-18	May-17	May-16	May-15	Current Forecast
Personnel Service	\$43,084,515	\$40,696,561	\$39,634,401	\$38,359,921	\$37,219,947	\$47,139,951
Benefits	\$15,735,810	\$15,365,996	\$14,464,128	\$13,978,523	\$13,572,628	\$17,204,190
Purchased Services	\$8,536,298	\$8,297,851	\$8,553,912	\$7,948,453	\$7,341,023	\$9,597,447
Supplies and Materials	\$1,746,614	\$1,531,845	\$1,540,780	\$1,491,464	\$1,386,257	\$1,894,398
Capital Outlay	\$1,038,222	\$1,013,838	\$887,314	\$659,160	\$1,557,382	\$1,485,021
Other	\$1,777,732	\$1,734,305	\$1,650,140	\$1,835,273	\$1,525,507	\$1,829,058
Transfers and Adv., Etc.	\$445,806	\$475,988	\$478,944	\$486,731	\$456,820	\$855,706
Other than Debt						
Total	\$72,364,997	\$69,116,383	\$67,209,619	\$64,759,526	\$63,059,564	\$80,005,771

Current General Fund Revenue



Current General Fund Expenditures



MAY 2019**MEDINA CITY SCHOOLS BANK REC****Balance**

Bank Balance - Regular Account		4,422,179.21
Petty Cash		
Financial Checks Outstanding	508,099.46	
Worker Comp Outstanding	7,781.61	
Flex O/S Checks	113.06	
Payroll Checks Outstanding	50,048.99	
	566,043.12	3,856,136.09
Flex Spending Bank Acct	53,756.46	53,756.46
Investments:		
Sweep Account	0.00	
Redtree Investments	23,264,618.49	
T. Rowe - Collins	324,481.69	
T. Rowe - Bushman	0.00	
Scudder -Collins	301,498.37	
Scudder - Bushman	5,624.48	
Kanehl Stocks	4,979.46	
Star Ohio (22923)	26,846,675.40	
Multi-Bank Securities	15,331,000.00	
Multi-Bank Money Market	29.30	
Multi-Bank Accrued Interest		
Fifth Third Securities	9,414,963.30	
Fifth Third Accd Interest		
Fifth Third Money Market	964,177.81	
Total	76,458,048.30	80,367,940.85
Adjustments		
Deposits in Transit	259,494.97	
Expenses not posted	(330.68)	
Total	259,164.29	80,627,105.14
MCSD Balance		80,627,105.14
Difference Between Bank vs. Book		0.00

Medina City Schools

Sales Tax Update

Date	Sales Tax Description	Receipts	Expenditures	Balance
July 1, 2018	Beginning Balance (071) Sales Tax and (002-9012) Bond			\$3,368,024.17
July	Trustee Fee for COPs		\$1,250.00	\$3,366,774.17
	6-Month Asbestos Surveillance Inspection and Reports		\$525.00	\$3,366,249.17
	Total Bleacher System and Grandstand Inspection Districtwide		\$4,968.00	\$3,361,281.17
	Installation of Carpet in Three Offices at Heritage		\$1,260.00	\$3,360,021.17
	MHS Roof Replacement Project		\$215,100.00	\$3,144,921.17
	Project Bidding and Construction Tasks - Transportation		\$2,000.00	\$3,142,921.17
	Engineering, Bidding and Construction Tasks - Tennis Courts		\$500.00	\$3,142,421.17
	Consultant Fee for Demolition and Replacement of Roof at HS		\$3,135.00	\$3,139,286.17
	Sales Tax Distribution	\$722,408.17		\$3,861,694.34
	Vinyl Floor Replacement at Blake		\$4,075.00	\$3,857,619.34
	Fleet Master Lease Agreement		\$9,519.82	\$3,848,099.52
	Hot Water Tanks at Claggett		\$17,770.00	\$3,830,329.52
	Architect and Blueprint Fees for Claggett Improvement Project		\$2,842.92	\$3,827,486.60
August	Locker Bay Conversion to Classrooms - Root		\$60,800.00	\$3,766,686.60
	Project Bidding and Construction Tasks - Transportation		\$1,694.50	\$3,764,992.10
	Engineering, Bidding and Construction Tasks - Tennis Courts		\$750.00	\$3,764,242.10
	Fleet Master Lease Agreement		\$9,519.82	\$3,754,722.28
	Architect, Engineer and Project Manager for Root Locker Renovation		\$7,084.09	\$3,747,638.19
	MHS Roof Replacement Project		\$79,200.00	\$3,668,438.19
	Metal Lockers - Delivered, Assembled, Installed Root		\$13,167.00	\$3,655,271.19
	Consultant Fee for Demolition and Replacement of Roof at MHS		\$3,135.00	\$3,652,136.19
September	Claggett MS Cafeteria Improvements		\$102,030.00	\$3,550,106.19
	Architect, Engineer and Project Manager Fees for Root Locker Bay Proj		\$1,545.46	\$3,548,560.73
	Project Bidding and Construction Tasks at Transportation Facility		\$13,648.00	\$3,534,912.73
	Engineering, Bidding and Construction Tasks at Tennis Courts		\$3,000.00	\$3,531,912.73
	Fleet Master Lease Agreement		\$9,519.82	\$3,522,392.91
	Exterior Door for Mechanical Room at Claggett		\$3,395.00	\$3,518,997.91
	Blinds and Installation for Various Classrooms at Garfield		\$7,171.00	\$3,511,826.91
	Blinds and Installation for Various Classrooms at Claggett		\$3,744.00	\$3,508,082.91
October	Transportation Paving Project		\$399,717.23	\$3,108,365.68
	EIFS Repair and Painting at Blake		\$19,000.00	\$3,089,365.68
	Transfer Funds Placed in Account in Error		\$8,000.00	\$3,081,365.68
	Sales Tax Distribution	\$841,911.37		\$3,923,277.05
	Fleet Master Lease Agreement		\$9,519.82	\$3,913,757.23
	Architect, Engineer and PM Fee for Root Locker Bay Conversion		\$1,002.04	\$3,912,755.19
	Engineering, Bidding and Construction Task - Tennis Courts		\$600.00	\$3,912,155.19
	MHS Tennis Court Repair		\$194,652.50	\$3,717,502.69
	Two Doors for Cafeteria from Kitchen at Claggett		\$3,420.00	\$3,714,082.69
	Locker Bay Conversion, Operable Partition - Root		\$62,488.00	\$3,651,594.69
November	COP's Principal and Interest		\$1,276,815.02	\$2,374,779.67
	Fleet Master Lease Agreement		\$9,519.82	\$2,365,259.85
	Special Lite FRP Entry Units/Upgrade to Half Glass		\$14,600.00	\$2,350,659.85
	Additional Cost to MHS Tennis Court Improvement/Repairs		\$33,836.99	\$2,316,822.86
December	Fleet Master Lease Agreement		\$9,519.82	\$2,307,303.04
	Consultant Fee for Demolition and Replacement of Roof at High School		\$3,135.00	\$2,304,168.04
	Project Bidding and Construction Tasks at Transportation Facility		\$4,350.50	\$2,299,817.54
January 2019	6-Month Asbestos Surveillance Inspection and Reports		\$525.00	\$2,299,292.54
	Fleet Master Lease Agreement		\$9,519.82	\$2,289,772.72
	MHS Roof Replacement P		\$47,132.19	\$2,242,640.53
	Sales Tax Distribution	\$834,785.58		\$3,077,426.11
February	Fleet Master Lease Agreement		\$9,519.82	\$3,067,906.29
	Bundled Pricing for Transportation Radios		\$129,837.14	\$2,938,069.15
	Project Bidding and Construction Tasks for Improvements to Transportation		\$525.00	\$2,937,544.15
	Engineering, Bidding and Construction Tasks for Tennis Court Repair		\$400.00	\$2,937,144.15
	Northrop Connector Trail Consulting		\$1,042.50	\$2,936,101.65
	Root Middle School Partitions		\$2,015.00	\$2,934,086.65
March	Property Purchase		\$65,162.75	\$2,868,923.90

Medina City Schools

Sales Tax Update

Date	Sales Tax Description	Receipts	Expenditures	Balance
	Kingdom Title Reimbursement		(\$8.00)	\$2,868,931.90
	Acquistic Survey for Heritage Gymnassium and Cafeteria		\$650.00	\$2,868,281.90
	Summer Paving Program		\$3,225.00	\$2,865,056.90
	Fleet Master Lease Agreement		\$9,519.82	\$2,855,537.08
	Northrop Connector Trail Consulting Work		\$3,822.50	\$2,851,714.58
	Additional Services Relating to Tennis Court Repair Project		\$7,500.00	\$2,844,214.58
	Ella Canavan Elementary Roof Replacement Consulting and Supervision		\$6,934.00	\$2,837,280.58
April	Summer Paving Program		\$4,583.50	\$2,832,697.08
	Sandridge Food		(\$5,000.00)	\$2,837,697.08
	Medina Athletic Boosters		(\$8,000.00)	\$2,845,697.08
	Sales Tax Distribution	\$865,539.44		\$3,711,236.52
	Northrop Connector Trail Consulting Work		\$1,737.50	\$3,709,499.02
	Fleet Master Lease Agreement		\$10,567.84	\$3,698,931.18
May	Fleet Master Lease Agreement		\$10,342.42	\$3,688,588.76
	Northrop Connector Trail Consulting Work		\$688.75	\$3,687,900.01
	3 Windows A I Root		\$1,576.55	\$3,686,323.46
	Professional Surveying at Bowman Lane		\$2,400.00	\$3,683,923.46
	Claggett Middle School Cafeteria Improvements		\$8,475.00	\$3,675,448.46
	Fenn Flooring Refinishing/Repair Boy/Girls Bathrooms		\$3,390.00	\$3,672,058.46
	COP's Interest		\$460,605.84	\$3,211,452.62
	Fiscal Year Totals	\$3,264,644.56	\$3,421,216.11	

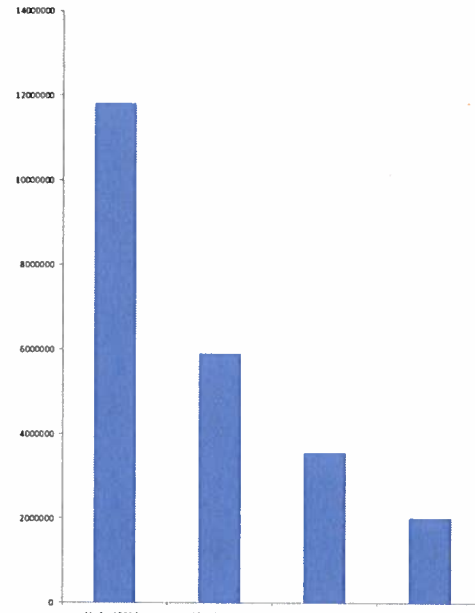
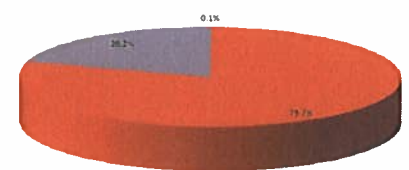
Medina City Schools

Recreation Center Update

Date	Description	District Revenue	District Expenses	City Reimbursements	Total Balance
July 1, 2018	Beginning Balance (003-9001)				\$ 593,959.31
07/25/18	Donation - Partner Mktg	\$240.09			\$ 594,199.40
08/07/18	Services Provided for Repair of Flooring			\$480.00	\$ 594,679.40
08/07/18	Balance Due on Gym Flooring Upgrade			\$6,609.80	\$ 601,289.20
08/09/18	Women's Locker Room Painting		\$2,340.00		\$ 598,949.20
08/09/18	Tile Repair		\$1,523.06		\$ 597,426.14
08/20/18	Draper Top Roll Divider Curtain for Field House		\$10,957.50		\$ 586,468.64
08/20/18	Labor and Materials to Repair Bird Holes in EIF's		\$4,475.00		\$ 581,993.64
09/12/18	Rubber Stair Treads/Landing Rubber Tile/Remv		\$4,470.00		\$ 577,523.64
09/12/18	Elevator Flooring Replacement		\$770.00		\$ 576,753.64
10/08/18	Draper Top Roll Divider Curtain for Field House			\$11,730.00	\$ 588,483.64
10/08/18	Tile Repair			\$761.53	\$ 589,245.17
10/08/18	Women's Locker Room Painting			\$1,170.00	\$ 590,415.17
10/30/18	Running Belt/17" Idler Shaft/Drive Shaft - Mercury		\$9,309.50		\$ 581,105.67
11/06/18	Monarch		\$0.00	\$2,620.00	\$ 583,725.67
11/09/18	Line Replacement at MCRC		\$1,250.00		\$ 582,475.67
11/09/18	Replacement of Corrode Hardware for Lights		\$6,073.40		\$ 576,402.27
11/19/18	Per Quote 000793 Rec Center Cameras		\$3,128.00		\$ 573,274.27
11/29/18	MRC Account Error 03-21-18		(\$1,725.03)		\$ 574,999.30
12/11/18	Per Quote 000793 Rec Center Cameras		\$3,274.00		\$ 571,725.30
12/27/18	Running Belt/17" Idler Shaft/Drive Shaft - Mercury			\$4,654.75	\$ 576,380.05
12/27/18	Replacement of Corrode Hardware for Lights			\$3,036.70	\$ 579,416.75
12/27/18	Line Replacement at MCRC			\$625.00	\$ 580,041.75
12/27/18	Stainless Steel Switchplate Engraving			\$100.00	\$ 580,141.75
01/08/19	Donation - Partner Mktg	\$2,315.69			\$ 582,457.44
01/08/19	Labor and Materials to Repair Bird Holes in EIF's			\$2,237.50	\$ 584,694.94
01/08/19	Per Quote 000793 Rec Center Cameras			\$3,201.00	\$ 587,895.94
01/08/19	Paving Program Engineering, Bidding, and Construction			\$1,350.00	\$ 589,245.94
01/08/19	Men's Single and Two Tier Locker Refinishing			\$1,554.00	\$ 590,799.94
01/08/19	Tile Repair			\$310.00	\$ 591,109.94
01/22/19	Transfer from 001 (Difference will be made in February)	\$10,000.00			\$ 601,109.94
02/01/19	Correction of Transfer from 001	\$90,000.00			\$ 691,109.94
02/21/19	MCRC Slide Landing and Stair Concrete Repair		\$14,575.00		\$ 676,534.94
03/20/19	Replace RH Coils in AH-T1 and AH-SI		\$27,800.00		\$ 648,734.94
03/21/19	MCRC Slide Landing and Stair Concrete Repair			\$7,287.50	\$ 656,022.44
03/28/19	Consulting Services for Roof Replacement		\$58,377.00		\$ 597,645.44
04/03/19	Donation - Partner Mktg	\$1,828.16			\$ 599,473.60
05/20/19	Replacement of Cooling Tower Baffles		\$11,810.00		\$ 587,663.60
05/21/19	Replace RH Coils in AH-T1 and AH-SI			\$13,900.00	\$ 601,563.60
Total Revenues, Expenditures and Reimbursements		\$ 104,383.94	\$ 158,407.43	\$ 61,627.78	

Monthly Investment Summary
Medina City School District
US Bank Custodian Acct Ending x70982
 May 31, 2019

Monthly Cash Flow Activity		Market Value Summary				
From 04-30-19 through 05-31-19		Security Type	Market Value	Pct. Assets	Avg Yield at Cost	Wght Avg Mat
Beginning Book Value	23,250,808.41	Money Market Fund				
Contributions	0.00	MONEY MARKET FUND	14,836.56	0.1	2.27	0.00
Withdrawals	0.00	Fixed Income				
Realized Gains/Losses	0.00	U.S. GOVERNMENT AGENCY NOTES	18,500,161.37	79.4	1.74	1.36
Gross Interest Earnings	13,810.08	U.S. TREASURY NOTES	4,700,838.95	20.2	2.52	0.45
Ending Book Value	23,264,618.49	Accrued Interest	82,261.33	0.4		
		TOTAL PORTFOLIO	23,298,098.21	100.0	1.90	1.18

Maturity Distribution		Security Type Allocation	
<p align="center">Distribution by Maturity</p> 			

Disclosures:

RedTree's internal accounting system is used as the source of the market value of this account. Although obtained from a source believed to be reliable, we cannot guarantee its accuracy. You should review all account statements provided by the custodian and compare with the statements provided by RedTree.

Questions? Call 888.596.2293 or email info@redtreeinv.com

Portfolio Holdings Report
Medina City School District
US Bank Custodian Acct Ending x70982
 May 31, 2019

Quantity	Cusip	Security Description	Moody's	S&P	Cost Basis	Market Value	Yield at Cost	Wtd Maturity	Purchase Date
U.S. GOVERNMENT AGENCY NOTES									
2,500,000	3135G0K93	Federal Natl Mtg Assoc 1.250% Due 06-28-19	Aaa	AA+	2,500,000.00	2,497,880.00	1.25	0.08	06-28-16
2,140,000	3130A9EP2	Federal Home Ln Bank 1.000% Due 09-26-19	Aaa	AA+	2,139,807.40	2,130,412.80	1.00	0.32	09-30-16
40,000	3130A9EP2	Federal Home Ln Bank 1.000% Due 09-26-19	Aaa	AA+	39,946.20	39,820.80	1.05	0.32	10-31-16
2,420,000	3136G2RQ2	Federal Natl Mtg Assoc 1.400% Due 10-29-19	Aaa	AA+	2,420,000.00	2,410,758.02	1.40	0.41	10-29-15
1,270,000	3136G3J71	Federal Natl Mtg Assoc 1.420% Due 07-27-20	Aaa	AA+	1,270,000.00	1,258,404.90	1.42	1.14	07-27-16
1,520,000	3136G35C5	Federal Natl Mtg Assoc 1.400% Due 08-28-20	Aaa	AA+	1,520,000.00	1,507,113.44	1.40	1.22	08-30-16
2,130,000	3136G4AL7	Federal Natl Mtg Assoc 1.500% Due 09-30-20	Aaa	AA+	2,130,000.00	2,116,361.61	1.50	1.31	09-30-16
1,000,000	3134GTFX6	Federal Home Ln Mtg 2.650% Due 04-08-21	Aaa	AA+	1,000,000.00	1,000,304.00	2.65	1.79	04-08-19
1,545,000	3136G34Y8	Federal Natl Mtg Assoc 1.600% Due 08-24-21	Aaa	AA+	1,545,000.00	1,533,319.80	1.60	2.17	08-30-16
2,000,000	3130AFZK6	Federal Home Ln Bank 2.900% Due 03-28-22	Aaa	AA+	2,000,000.00	2,000,964.00	2.90	2.68	03-28-19
2,000,000	3134GS6V2	Federal Home Ln Mtg 2.750% Due 12-27-22	Aaa	AA+	2,000,000.00	2,004,822.00	2.75	3.37	03-27-19
Accrued Interest						67,841.54			
					18,564,753.60	18,568,002.91	1.74	1.36	
U.S. TREASURY NOTES									
1,615,000	912828TN0	US Treasury Note 1.000% Due 08-31-19	Aaa	AA+	1,602,319.73	1,609,258.67	2.53	0.25	02-21-19
1,440,000	912828G61	US Treasury Note 1.500% Due 11-30-19	Aaa	AA+	1,431,562.51	1,433,812.32	2.48	0.49	04-23-19
1,345,000	912828G95	US Treasury Note 1.625% Due 12-31-19	Aaa	AA+	1,333,021.09	1,339,430.35	2.60	0.57	01-24-19
320,000	912828W63	US Treasury Note 1.625% Due 03-15-20	Aaa	AA+	318,125.00	318,337.60	2.37	0.78	05-30-19
Accrued Interest						14,419.79			
					4,685,028.33	4,715,258.74	2.52	0.45	
MONEY MARKET FUND									
	USBMMF	First American Treasury Obligations Fund			14,836.56	14,836.56	2.27		
TOTAL PORTFOLIO					23,264,618.49	23,298,098.21	1.90	1.18	

Disclosures:

RedTree's internal accounting system is used as the source of the market value of this account. Although obtained from a source believed to be reliable, we cannot guarantee its accuracy. You should review all account statements provided by the custodian and compare with the statements provided by RedTree.

Questions? Call 888.596.2293 or email info@redtreeinv.com

Monthly Activity Reports
Medina City School District
US Bank Custodian Acct Ending x70982
From 05-01-19 Through 05-31-19

GROSS INTEREST INCOME

Ex-Date	Pay-Date	Security	Amount
U.S. TREASURY NOTES			
05-29-19	05-30-19	US Treasury Note 1.625% Due 03-15-20	-1,073.91
05-31-19	05-31-19	US Treasury Note 1.500% Due 11-30-19	10,800.00
			<hr/> 9,726.09
U.S. TREASURY BILLS			
05-30-19	05-30-19	US Treasury Bill 0.000% Due 05-30-19	3,803.05
MONEY MARKET FUND			
05-01-19	05-01-19	First American Treasury Obligations Fund	280.94
GROSS INCOME			13,810.08

Disclosures:

RedTree's internal accounting system is used as the source of the market value of this account. Although obtained from a source believed to be reliable, we cannot guarantee its accuracy. You should review all account statements provided by the custodian and compare with the statements provided by RedTree.

Questions? Call 888.596.2293 or email info@redtreeinv.com

Purchase and Sale
Medina City School District
US Bank Custodian Acct Ending x70982
 From 05-01-19 Through 05-31-19

Trade Date	Settle Date	Quantity	Security	Unit Price	Amount
PURCHASES					
05-29-2019	05-30-2019	320,000	US Treasury Note 1.625% Due 03-15-20	99.41	318,125.00
					318,125.00
SALES					
05-30-2019	05-30-2019	305,000	US Treasury Bill 0.000% Due 05-30-19	100.00	305,000.00
					305,000.00

Disclosures:

RedTree's internal accounting system is used as the source of the market value of this account. Although obtained from a source believed to be reliable, we cannot guarantee its accuracy. You should review all account statements provided by the custodian and compare with the statements provided by RedTree.

Questions? Call 888.596.2293 or email info@redtreeinv.com

Realized Gains/Losses
Medina City School District
US Bank Custodian Acct Ending x70982
 From 05-01-19 Through 05-31-19

Open Date	Close Date	Quantity	Security	Cost Basis	Proceeds	Gain Or Loss	
						Short Term	Long Term
TOTAL GAINS						0.00	0.00
TOTAL LOSSES						0.00	0.00
TOTAL REALIZED GAIN/LOSS						0.00	0.00

Disclosures:

RedTree's internal accounting system is used as the source of the market value of this account. Although obtained from a source believed to be reliable, we cannot guarantee its accuracy. You should review all account statements provided by the custodian and compare with the statements provided by RedTree.

Questions? Call 888.596.2293 or email info@redtreeinv.com

ENV# CEBHCDPFBBJKHTB_BBBBB
FIFTH THIRD SECURITIES, INC.
MD 1M0B2A
5050 KINGSLEY DRIVE
CINCINNATI, OH 45263



MEDINA CITY SCHOOLS
DAVID CHAMBERS
739 WEYMOUTH RD
MEDINA OH 44256

STATEMENT FOR THE PERIOD MAY 1, 2019 TO MAY 31, 2019

MEDINA CITY SCHOOLS - Corporation
Account Number: [REDACTED]

By the courtesy of:
CARTER/SAVAGE

For questions about your accounts:
Local: 614 744 5496
In-State: 614 744 7074
National: 888 889 1025


TOTAL VALUE OF YOUR PORTFOLIO **\$10,379,223.35**

FOR YOUR INFORMATION

Fifth Third Securities, Inc. Investments offered through Fifth Third Securities, Inc., member FINRA/SIPC

CHANGE IN VALUE OF YOUR PORTFOLIO

\$ millions



Change In Value Of Your Portfolio information can be found in Miscellaneous Footnotes at the end of this statement.

Account carried with National Financial Services LLC, Member
NYSE, SIPC

Fifth Third Securities, Inc.

MN _CEBHCDPFBBJKHTB_BBBBB 20190531

Statement for the Period May 1, 2019 to May 31, 2019

MEDINA CITY SCHOOLS - Corporation
Account Number: [REDACTED]



Account Overview

CHANGE IN ACCOUNT VALUE	Current Period	Year-to-Date
BEGINNING VALUE	\$10,377,008.49	\$10,317,544.71
Additions and Withdrawals	(\$31,446.95)	(\$134,378.53)
Income	\$31,446.95	\$103,692.45
Taxes, Fees and Expenses	\$0.00	\$0.00
Change in Value	\$2,214.86	\$92,364.72
ENDING VALUE (AS OF 05/31/19)	\$10,379,223.35	\$10,379,223.35

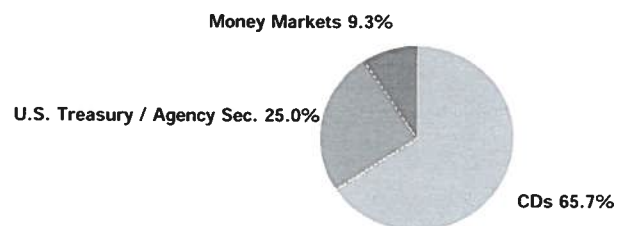
Refer to Miscellaneous Footnotes for more information on Change in Value.

INCOME

TAXABLE	Current Period	Year-to-Date
Taxable Dividends	\$31.78	\$778.55
Taxable Interest	\$31,415.17	\$102,913.90
TOTAL TAXABLE	\$31,446.95	\$103,692.45
TOTAL INCOME	\$31,446.95	\$103,692.45

Taxable income is determined based on information available to NFS at the time the statement was prepared, and is subject to change. Final information on taxation of interest and dividends is available on Form 1099-Div, which is mailed in February of the subsequent year.

ACCOUNT ALLOCATION



	Percent	Prior Period	Current Period
Money Markets	9.3 %	\$259,177.81	\$964,177.81
CDs	65.7	\$6,824,897.68	\$6,815,894.54
U.S. Treasury / Agency Sec.	25.0	\$3,292,933.00	\$2,599,151.00
TOTAL	100.0 %	\$10,377,008.49	\$10,379,223.35

Account Allocation shows the percentage that each asset class represents of your total account value. Account Allocation for equities, fixed income, and other categories may include mutual funds and may be net of short positions. NFS has made assumptions concerning how certain mutual funds are allocated. Closed-end mutual funds and Exchange Traded Products (ETPs) listed on an exchange may be included in the equity allocation. The chart may not reflect your actual portfolio allocation. Consult your broker/dealer prior to making investment decisions.

Statement for the Period May 1, 2019 to May 31, 2019

MEDINA CITY SCHOOLS - Corporation
Account Number: [REDACTED]



Account Overview *continued*

MESSAGES AND ALERTS

Customers wishing to learn more about their investment professional can contact the FINRA BrokerCheck Hotline Number at 1-800-289-9999 or visit the FINRA Regulation website www.finra.org. Customers can also obtain an investor brochure that includes information describing the FINRA BrokerCheck program by contacting Brokerage Operations 1-888-889-1025.

Statement for the Period May 1, 2019 to May 31, 2019

MEDINA CITY SCHOOLS - Corporation
Account Number: [REDACTED]



Holdings

NFS-provided cost basis, realized gain (loss) and holding period information may not reflect all adjustments necessary for tax purposes. Please refer to Footnotes and Cost Basis Information at the end of this statement for more information.

For additional information regarding your holdings, please refer to the footnotes at the end of the statement.

CASH AND CASH EQUIVALENTS - 9.29% of Total Account Value

Description	Symbol/Cusip Account Type	Quantity	Price on 05/31/19	Current Market Value	Estimated Annual Income
Money Markets					
FEDERATED TREASURY OBLIGATIONS IS 7 DAY YIELD 2.26%	TOIXX CASH	964,177.81	\$1.00	\$964,177.81	
Dividend Option Cash					
Capital Gain Option Cash					
Total Cash and Cash Equivalents				\$964,177.81	

Statement for the Period May 1, 2019 to May 31, 2019

MEDINA CITY SCHOOLS - Corporation
Account Number: [REDACTED]



HOLDINGS > FIXED INCOME - 90.71% of Total Account Value

ALERT: You have a fixed income position due to mature within the next 90 days.

For an explanation of fixed income pricing, please see the last page. Redemption schedule(s), bond rating(s), and other information are provided where available. If information does not appear regarding a particular investment, it is not available. The ratings on this statement are provided by Standard & Poor's and/or Moody's to rate the quality based on the respective rating agency's assessment. Ratings information from Standard & Poor's ("S&P") may not be reproduced. S&P credit ratings are statements of opinion and are not statements of fact or recommendations to purchase, hold, or sell securities, nor do they address the suitability of securities for investment purposes, and should not be relied on as investment advice. S&P does not guarantee the accuracy, completeness, timeliness or availability of any information, including ratings, and is not responsible for errors or omissions (negligent or otherwise). S&P gives no express or implied warranties, including but not limited to any warranties of merchantability or fitness for a particular purpose or use. S&P shall not be liable for any direct, indirect, incidental, exemplary, compensatory, punitive, special or consequential damages, costs, expenses, legal fees, or losses (including lost income or profits and opportunity costs) in connection with any use of ratings.

Description	Symbol/Cusip Account Type	Quantity	Estimated Price on 05/31/19	Estimated Current Market Value	Estimated Annual Income	Original/Adjusted Cost Basis	Unrealized Gain (Loss)
CDs							
Certificates of Deposit (CDs), including Market Indexed CDs and Market Linked CDs (collectively, MCDs) are generally shown at estimated market prices based upon a matrix or model pricing method that may not represent the actual price if sold prior to maturity. However, CDs and MCDs may be shown at face value for up to seven calendar days from date of issue if estimated market prices have not been received from a third party pricing vendor. The actual value of CDs and MCDs may be different from their purchase price. CDs and MCDs are subject to interest rate risk. The estimated market price reflected for MCDs may not be based on the actual closing value of the linked market index on the final maturity date and the market value of MCDs may not correspond directly to increases or decreases in the underlying linked market index. You may sell CDs or MCDs in the secondary market subject to market conditions. The secondary market for CDs and MCDs is generally illiquid. If sold prior to maturity, the value of MCDs may be less than the purchase amount or face value. The sale or redemption of any fixed income security prior to maturity may result in a substantial gain or loss, and an early withdrawal penalty may apply. Certain MCDs may only be redeemed on pre-specified liquidation dates and may have call features that allow the issuer to call the MCD prior to maturity. Certain Step Rate CDs are also subject to reinvestment risk if call provisions are exercised by the issuer and if a CD with a comparable rate is not available.							
See sales materials or contact your broker/dealer for additional information.							
STATE BK INDIA NEW YORK NY CD 1.60000% 06/24/2019 FDIC INSURED CPN PMT SEMI-ANNUAL ON DEC 23, JUN 23 Next Interest Payable: 06/23/19 Estimated Yield 1.60% Accrued Interest \$1753.42 Average Unit Cost \$1.00 Adjusted Cost Basis	856285CB5 CASH	250,000	\$0.99954	\$249,885.00	\$4,000.00	\$250,000.00	
						\$250,000.00	D (\$115.00)
FIRST CENTY BK TAZEWELL TENN CD 1.50000% 08/09/2019 FDIC INSURED CPN PMT MONTHLY Next Interest Payable: 06/10/19 Estimated Yield 1.50% Accrued Interest \$226.03 Average Unit Cost \$1.00 Adjusted Cost Basis	319428AB4 CASH	250,000	\$0.99834	\$249,585.00	\$3,750.00	\$250,000.00	
						\$250,000.00	D (\$415.00)
SUMMIT CMNTY BK MOOREFIELD WV CD 1.45000% 11/08/2019 FDIC INSURED CPN PMT MONTHLY	86604XLJ3 CASH	250,000	\$0.99582	\$248,955.00	\$3,625.00	\$250,000.00	

Fifth Third Securities, Inc.

Account carried with National Financial Services LLC, Member
NYSE, SIPC

MN_CEBHCDPFBBJKHTB_BBBBB 20190531

Statement for the Period May 1, 2019 to May 31, 2019

MEDINA CITY SCHOOLS - Corporation
Account Number: [REDACTED]



HOLDINGS > FIXED INCOME *continued*

Description	Symbol/Cusip Account Type	Quantity	Estimated Price on 05/31/19	Estimated Current Market Value	Estimated Annual Income	Original/Adjusted Cost Basis	Unrealized Gain (Loss)
SUMMIT CMNTY BK MOOREFIELD WV CD Next Interest Payable: 06/08/19 Estimated Yield 1.45% Accrued Interest \$238.36 Average Unit Cost \$1.00 Adjusted Cost Basis	86604XLJ3	<i>continued</i>				\$250,000.00 D	(\$1,045.00)
YADKIN VY BK & TR CO ELKIN N C CD 1.50000% 01/24/2020 FDIC INSURED CPN PMT MONTHLY Next Interest Payable: 06/25/19 Estimated Yield 1.50% Accrued Interest \$71.92 Average Unit Cost \$1.00 Adjusted Cost Basis	984308ET9 CASH	250,000	\$0.99402	\$248,505.00	\$3,750.00	\$250,000.00 D	(\$1,495.00)
WORLDS FOREMOST BK SYDNEY NEB CD 1.75000% 01/27/2020 FDIC INSURED CPN PMT MONTHLY Next Interest Payable: 06/26/19 Estimated Yield 1.75% Accrued Interest \$57.53 Average Unit Cost \$1.00 Adjusted Cost Basis	981571CX8 CASH	200,000	\$0.99559	\$199,118.00	\$3,500.00	\$200,000.00 D	(\$882.00)
WELLS FARGO BANK NATL ASSN CD 1.75000% 02/03/2020 FDIC INSURED CPN PMT MONTHLY Next Interest Payable: 06/01/19 Estimated Yield 1.75% Accrued Interest \$371.58 Average Unit Cost \$1.00 Adjusted Cost Basis	949763EG7 CASH	250,000	\$0.99548	\$248,870.00	\$4,375.00	\$250,000.00 D	(\$1,130.00)
TIAA FSB JACKSONVILLE FLA 1.95000% 11/23/2020 CD FDIC INSURED CPN PMT SEMI-ANNUAL ON MAY 21, NOV 21 Next Interest Payable: 11/21/19 Estimated Yield 1.96% Accrued Interest \$145.15 Average Unit Cost \$1.00	87270LAW3 CASH	247,000	\$0.99237	\$245,115.39	\$4,816.50	\$247,000.00	

Fifth Third Securities, Inc.

Account carried with National Financial Services LLC, Member
NYSE, SIPC

MN_CEBHCDPFBBJKHTB_BBBBBB 20190531

Statement for the Period May 1, 2019 to May 31, 2019

MEDINA CITY SCHOOLS - Corporation

Account Number: [REDACTED]



Fifth Third
Securities

HOLDINGS > FIXED INCOME *continued*

Description	Symbol/Cusip Account Type	Quantity	Estimated Price on 05/31/19	Estimated Current Market Value	Estimated Annual Income	Original/Adjusted Cost Basis	Unrealized Gain (Loss)
TIAA FSB JACKSONVILLE FLA 1.95000%	87270LAW3	<i>continued</i>					
Adjusted Cost Basis						\$247,000.00 D	(\$1,884.61)
ALLY BK MIDVALE UTAH CD 2.50000%	02007GAU7	245,000	\$1.00024	\$245,058.80	\$6,125.00	\$245,000.00	
02/01/2021 FDIC INSURED	CASH						
CPN PMT SEMI-ANNUAL							
ON AUG 01, FEB 01							
Next Interest Payable: 08/01/19							
Estimated Yield 2.49%							
Accrued Interest \$2013.70							
Average Unit Cost \$1.00							
Adjusted Cost Basis						\$245,000.00 D	\$58.80
PRIME ALLIANCE BK UTAH CD 2.30000%	74160NFW5	245,000	\$0.99668	\$244,186.60	\$5,635.00	\$245,000.00	
03/15/2021 FDIC INSURED	CASH						
CPN PMT MONTHLY							
Next Interest Payable: 06/13/19							
Estimated Yield 2.30%							
Accrued Interest \$293.33							
Average Unit Cost \$1.00							
Adjusted Cost Basis						\$245,000.00 D	(\$813.40)
CAPITAL ONE BK USA NATL ASSN CD 2.25000%	1404202B5	245,000	\$0.98984	\$242,510.80	\$5,512.50	\$243,858.30	
04/19/2021 FDIC INSURED	CASH						
CPN PMT SEMI-ANNUAL							
ON OCT 19, APR 19							
Next Interest Payable: 10/19/19							
Estimated Yield 2.27%							
Accrued Interest \$649.42							
Average Unit Cost \$1.00							
Adjusted Cost Basis						\$243,858.30 D	(\$1,347.50)
THIRD FED SVGS &LN ASSN OF CD 2.50000%	88413QBZ0	245,000	\$1.00001	\$245,002.45	\$6,125.00	\$245,000.00	
05/28/2021 FDIC INSURED	CASH						
CPN PMT SEMI-ANNUAL							
ON AUG 28, FEB 28							
Next Interest Payable: 08/28/19							
Estimated Yield 2.50%							
Accrued Interest \$1560.62							
Average Unit Cost \$1.00							
Adjusted Cost Basis						\$245,000.00 D	\$2.45

Fifth Third Securities, Inc.

MN_CEBHCDPFBBJKHTB_BBBBB 20190531

Account carried with National Financial Services LLC, Member
NYSE, SIPC

Statement for the Period May 1, 2019 to May 31, 2019

MEDINA CITY SCHOOLS - Corporation
Account Number: [REDACTED]



HOLDINGS > FIXED INCOME *continued*

Description	Symbol/Cusip Account Type	Quantity	Estimated Price on 05/31/19	Estimated Current Market Value	Estimated Annual Income	Original/Adjusted Cost Basis	Unrealized Gain (Loss)
KS STATEBANK MANHATTAN KS CD 2.50000% 06/21/2021 FDIC INSURED CPN PMT MONTHLY Next Interest Payable: 06/21/19 Estimated Yield 2.50% Accrued Interest \$184.59 Average Unit Cost \$1.00 Adjusted Cost Basis	50116CBX6 CASH	245,000	\$0.99995	\$244,987.75	\$6,125.00	\$245,000.00	
						\$245,000.00 D	(\$12.25)
FIRST CHOICE BK CERRITOS CALIF CD 1.50000% 06/30/2021 FDIC INSURED CPN PMT MONTHLY Next Interest Payable: 06/30/19 CALLABLE ON 06/30/2019 @ 100.0000 STEP COUPON RESET FREQUENCY TERM MODE NEXT RESET 06/29/2019 @ 2.25000 Estimated Yield 1.50% Accrued Interest \$10.27 Average Unit Cost \$1.00 Adjusted Cost Basis	319461BJ7 CASH	250,000	\$0.99664	\$249,160.00	\$3,750.00	\$250,000.00	
						\$250,000.00 D	(\$840.00)
NORTHPOINTE BK GRAND RAPIDS MI CD 2.55000% 07/19/2021 FDIC INSURED CPN PMT MONTHLY Next Interest Payable: 06/19/19 Estimated Yield 2.54% Accrued Interest \$222.51 Average Unit Cost \$1.00 Adjusted Cost Basis	666613GN8 CASH	245,000	\$1.00092	\$245,225.40	\$6,247.50	\$245,000.00	
						\$245,000.00 D	\$225.40
SECURITY FED BK AIKEN S C CD 2.40000% 08/09/2021 FDIC INSURED CPN PMT MONTHLY Next Interest Payable: 06/07/19 CALLABLE ON 08/07/2019 @ 100.0000 Estimated Yield 2.40% Accrued Interest \$402.74 Average Unit Cost \$1.00 Adjusted Cost Basis	81423LCE0 CASH	245,000	\$0.9977	\$244,436.50	\$5,880.00	\$245,000.00	
						\$245,000.00 D	(\$563.50)

Fifth Third Securities, Inc.

MN_CEBHCDPFBBJKHTB_BBBBBB 20190531

Account carried with National Financial Services LLC, Member
NYSE, SIPC

Statement for the Period May 1, 2019 to May 31, 2019

MEDINA CITY SCHOOLS - Corporation
Account Number: [REDACTED]



HOLDINGS > FIXED INCOME *continued*

Description	Symbol/Cusip Account Type	Quantity	Estimated Price on 05/31/19	Estimated Current Market Value	Estimated Annual Income	Original/Adjusted Cost Basis	Unrealized Gain (Loss)
CELTIC BK SALT LAKE CITY UTAH CD 2.85000% 08/24/2021 FDIC INSURED CPN PMT MONTHLY Next Interest Payable: 06/24/19 Estimated Yield 2.82% Accrued Interest \$153.04 Average Unit Cost \$1.00 Adjusted Cost Basis	15118RPT8 CASH	245,000	\$1.00737	\$246,805.65	\$6,982.50	\$245,000.00	
						\$245,000.00 D	\$1,805.65
FIRSTTRUST SVGS BK PA CD 2.55000% 09/13/2021 FDIC INSURED CPN PMT MONTHLY Next Interest Payable: 06/12/19 Estimated Yield 2.54% Accrued Interest \$342.33 Average Unit Cost \$1.00 Adjusted Cost Basis	337630BJ5 CASH	245,000	\$1.00083	\$245,203.35	\$6,247.50	\$245,000.00	
						\$245,000.00 D	\$203.35
MEDALLION BK UTAH CD 2.45000% 02/16/2022 FDIC INSURED CPN PMT MONTHLY Next Interest Payable: 06/16/19 Estimated Yield 2.45% Accrued Interest \$263.12 Average Unit Cost \$1.00 Adjusted Cost Basis	58404DBD2 CASH	245,000	\$0.99787	\$244,478.15	\$6,002.50	\$245,000.00	
						\$245,000.00 D	(\$521.85)
HSBC BK USA N A MC LEAN VA CD 2.30000% 02/17/2022 FDIC INSURED CPN PMT QUARTERLY ON MAY 17, AUG 17, NOV 17, FEB 17 Next Interest Payable: 08/17/19 CALLABLE ON 08/17/2019 @ 100.0000 STEP COUPON RESET FREQUENCY TERM MODE NEXT RESET 02/17/2020 @ 2.85000 Estimated Yield 2.30% Accrued Interest \$220.55 Average Unit Cost \$1.00 Adjusted Cost Basis	40434YFM4 CASH	250,000	\$0.99938	\$249,845.00	\$5,750.00	\$250,000.00	
						\$250,000.00 D	(\$155.00)

Fifth Third Securities, Inc.

Account carried with National Financial Services LLC, Member
NYSE, SIPC

MN_CEBHCDPFBBJKHTB_BBBBB 20190531

Statement for the Period May 1, 2019 to May 31, 2019

MEDINA CITY SCHOOLS - Corporation
Account Number: [REDACTED]



HOLDINGS > FIXED INCOME *continued*

Description	Symbol/Cusip Account Type	Quantity	Estimated Price on 05/31/19	Estimated Current Market Value	Estimated Annual Income	Original/Adjusted Cost Basis	Unrealized Gain (Loss)
NORTHFIELD BK STATEN ISLAND NY CD 2.45000% 02/22/2022 FDIC INSURED CPN PMT SEMI-ANNUAL ON AUG 21, FEB 21 Next Interest Payable: 08/21/19 Estimated Yield 2.45% Accrued Interest \$1644.52 Average Unit Cost \$1.00 Adjusted Cost Basis	66612ACG1 CASH	245,000	\$0.99783	\$244,468.35	\$6,002.50	\$245,000.00	
						\$245,000.00 D	(\$531.65)
BRIDGEWATER BK BLOOMINGTON MN CD 3.10000% 08/15/2022 FDIC INSURED CPN PMT MONTHLY Next Interest Payable: 06/15/19 CALLABLE ON 06/15/2019 @ 100.0000 Estimated Yield 3.09% Accrued Interest \$353.74 Average Unit Cost \$1.00 Adjusted Cost Basis	108622GY1 CASH	245,000	\$1.00028	\$245,068.60	\$7,595.00	\$245,000.00	
						\$245,000.00 D	\$68.60
JPMORGAN CHASE BK CD 2.00000% 08/16/2022 FDIC INSURED CPN PMT SEMI-ANNUAL ON FEB 16, AUG 16 Next Interest Payable: 08/16/19 CALLABLE ON 08/16/2019 @ 100.0000 STEP COUPON RESET FREQUENCY TERM MODE NEXT RESET 08/16/2021 @ 4.00000 Estimated Yield 2.02% Accrued Interest \$1413.26 Average Unit Cost \$1.00 Adjusted Cost Basis	48126YDE0 CASH	248,000	\$0.98956	\$245,410.88	\$4,960.00	\$248,000.00	
						\$248,000.00 D	(\$2,589.12)
FIRST ST BK DEQUEEN ARK CD 1.75000% 08/31/2022 FDIC INSURED CPN PMT MONTHLY Next Interest Payable: 06/30/19 CALLABLE ON 06/30/2019 @ 100.0000 STEP COUPON RESET FREQUENCY TERM MODE	336460CJ7 CASH	248,000	\$0.98809	\$245,046.32	\$4,340.00	\$248,000.00	

Fifth Third Securities, Inc.

MN_CEBHCDPFBBJKHTB_BBBBBB 20190531

Account carried with National Financial Services LLC, Member
NYSE, SIPC

Statement for the Period May 1, 2019 to May 31, 2019

MEDINA CITY SCHOOLS - Corporation
Account Number: [REDACTED]



HOLDINGS > FIXED INCOME *continued*

Description	Symbol/Cusip Account Type	Quantity	Estimated Price on 05/31/19	Estimated Current Market Value	Estimated Annual Income	Original/Adjusted Cost Basis	Unrealized Gain (Loss)
FIRST ST BK DEQUEEN ARK CD 1.75000% NEXT RESET 08/31/2019 @ 2.00000 Estimated Yield 1.77% Average Unit Cost \$1.00 Adjusted Cost Basis	336460CJ7	<i>continued</i>				\$248,000.00 D	(\$2,953.68)
STATE BK INDIA CHICAGO ILL CD 3.50000% 01/18/2024 FDIC INSURED CPN PMT SEMI-ANNUAL ON JUL 18, JAN 18 1ST CPN DTE 07/18/2019 Next Interest Payable: 07/18/19 CALLABLE ON 07/18/2019 @ 100.0000 Estimated Yield 3.49% Accrued Interest \$3148.08 Average Unit Cost \$1.00 Adjusted Cost Basis	856283G91 CASH	245,000	\$1.00147	\$245,360.15	\$8,575.00	\$245,000.00 D	\$360.15
JONESBORO STATE BANK CD 2.85000% 03/11/2024 FDIC INSURED CPN PMT MONTHLY Next Interest Payable: 06/11/19 CALLABLE ON 06/11/2019 @ 100.0000 Estimated Yield 2.84% Accrued Interest \$385.34 Average Unit Cost \$1.00 Adjusted Cost Basis	48040PEE1 CASH	235,000	\$1.00064	\$235,150.40	\$6,697.50	\$235,000.00 D	\$150.40
CFBANK FAIRLAWN OHIO CD 2.80000% 03/15/2024 FDIC INSURED CPN PMT MONTHLY Next Interest Payable: 06/15/19 Estimated Yield 2.79% Accrued Interest \$306.47 Average Unit Cost \$1.00 Adjusted Cost Basis	15721UCY3 CASH	235,000	\$1.00123	\$235,289.05	\$6,580.00	\$235,000.00 D	\$289.05
FIRST ST BK WINCHESTER OHIO CD 2.60000% 05/28/2024 FDIC INSURED CPN PMT MONTHLY 1ST CPN DTE 06/28/2019 Next Interest Payable: 06/28/19	33650TAE0 CASH	245,000	\$0.99074	\$242,731.30	\$6,370.00	\$245,000.00	

Fifth Third Securities, Inc.

Account carried with National Financial Services LLC, Member
NYSE, SIPC

MN_CEBHCDPFBBJKHTB_BBBBBB 20190531

Statement for the Period May 1, 2019 to May 31, 2019

MEDINA CITY SCHOOLS - Corporation

Account Number: [REDACTED]



**Fifth Third
Securities**

HOLDINGS > FIXED INCOME *continued*

Description	Symbol/Cusip Account Type	Quantity	Estimated Price on 05/31/19	Estimated Current Market Value	Estimated Annual Income	Original/Adjusted Cost Basis	Unrealized Gain (Loss)
FIRST ST BK WINCHESTER OHIO CD 2.60000%	33650TAE0	continued					
Estimated Yield 2.62%							
Accrued Interest \$69.81							
Average Unit Cost \$1.00							
Adjusted Cost Basis						\$245,000.00	D (\$2,268.70)
FIRST & FMRS BK PORTLAND ND CD 2.40000%	31860PAL2	245,000	\$0.98137	\$240,435.65	\$5,880.00	\$245,000.00	
05/30/2024 FDIC INSURED	CASH						
CPN PMT MONTHLY							
1ST CPN DTE 06/30/2019							
Next Interest Payable: 06/30/19							
Estimated Yield 2.44%							
Accrued Interest \$32.22							
Average Unit Cost \$1.00							
Adjusted Cost Basis						\$245,000.00	D (\$4,564.35)
Total CDs		6,838,000		\$6,815,894.54	\$155,199.00	\$6,836,858.30	(\$20,963.76)
U.S. Treasury / Agency Securities							
FEDERAL HOME LOAN BANKS BOND 2.15000%	3130ADEZ1	400,000	\$99.975	\$399,900.00	\$8,600.00	\$399,416.00	
08/07/2020	CASH						
MOODY'S Aaa /S&P AA+							
CPN PMT SEMI-ANNUAL							
ON AUG 07, FEB 07							
Next Interest Payable: 08/07/19							
CALLABLE ON 08/07/2019 @ 100.0000							
Accrued Interest \$2723.33							
Average Unit Cost \$99.85							
Adjusted Cost Basis						\$399,416.00	D \$484.00
FEDERAL NATL MTG ASSN NOTE 1.75000%	3136G3AN5	500,000	\$99.939	\$499,695.00	\$8,750.00	\$495,225.00	
03/16/2021	CASH						
MOODY'S Aaa /S&P AA+							
CPN PMT SEMI-ANNUAL							
ON SEP 16, MAR 16							
Next Interest Payable: 09/16/19							
CALLABLE ON 06/16/2019 @ 100.0000							
STEP COUPON							
RESET FREQUENCY TERM MODE							
NEXT RESET 09/16/2019 @ 2.50000							
Accrued Interest \$1822.92							

Fifth Third Securities, Inc.

Account carried with National Financial Services LLC, Member
NYSE, SIPC

MN _CEBHCDPFBBJKHTB_BBBBBB 20190531

Statement for the Period May 1, 2019 to May 31, 2019

MEDINA CITY SCHOOLS - Corporation
Account Number: [REDACTED]



HOLDINGS > FIXED INCOME *continued*

Description	Symbol/Cusip Account Type	Quantity	Estimated Price on 05/31/19	Estimated Current Market Value	Estimated Annual Income	Original/Adjusted Cost Basis	Unrealized Gain (Loss)
FEDERAL NATL MTG ASSN NOTE 1.75000%	3136G3AN5	<i>continued</i>					
Average Unit Cost	\$99.05						
Adjusted Cost Basis						\$495,225.00	D
Unrealized Market Discount Income	\$779.53	Q					\$4,470.00
FEDERAL HOME LN MTG CORP MTN 2.35000%	3134GBCW0	700,000	\$100.023	\$700,161.00	\$16,450.00	\$693,189.00	
03/29/2022	CASH						
MOODY'S Aaa /S&P AA+							
CPN PMT SEMI-ANNUAL							
ON SEP 29, MAR 29							
Next Interest Payable: 09/29/19							
CALLABLE ON 06/29/2019 @ 100.0000							
Accrued Interest	\$2833.06						
Average Unit Cost	\$99.03						
Adjusted Cost Basis						\$693,189.00	D
FEDERAL HOME LN MTG CORP MTN 2.50000%	3134GBMW9	500,000	\$100.036	\$500,180.00	\$12,500.00	\$496,250.00	
05/24/2022	CASH						
MOODY'S Aaa /S&P AA+							
CPN PMT SEMI-ANNUAL							
ON NOV 24, MAY 24							
Next Interest Payable: 11/24/19							
CALLABLE ON 08/24/2019 @ 100.0000							
STEP COUPON							
RESET FREQUENCY TERM MODE							
NEXT RESET 05/24/2020 @ 3.00000							
Accrued Interest	\$243.06						
Average Unit Cost	\$99.25						
Adjusted Cost Basis						\$496,250.00	D
FEDERAL HOME LN MTG CORP MTN 2.00000%	3134GBP48	500,000	\$99.843	\$499,215.00	\$10,000.00	\$494,025.00	
10/05/2022	CASH						
MOODY'S Aaa /S&P AA+							
CPN PMT QUARTERLY							
ON JAN 05, APR 05, JUL 05, OCT 05							
Next Interest Payable: 07/05/19							
CALLABLE ON 07/05/2019 @ 100.0000							
STEP COUPON							
RESET FREQUENCY TERM MODE							
NEXT RESET 07/05/2020 @ 2.25000							
Accrued Interest	\$1555.56						
Average Unit Cost	\$98.81						

Fifth Third Securities, Inc.

Account carried with National Financial Services LLC, Member
NYSE, SIPC

MN_CEBHCDPFB BJKHTB_BBBBB 20190531

Statement for the Period May 1, 2019 to May 31, 2019

MEDINA CITY SCHOOLS - Corporation
Account Number: [REDACTED]



HOLDINGS > FIXED INCOME *continued*

Description	Symbol/Cusip Account Type	Quantity	Estimated Price on 05/31/19	Estimated Current Market Value	Estimated Annual Income	Original/Adjusted Cost Basis	Unrealized Gain (Loss)
FEDERAL HOME LN MTG CORP MTN 2.00000%	3134GBP48	continued					
Adjusted Cost Basis						\$494,025.00 D	\$5,190.00
Unrealized Market Discount Income	\$465.34 Q						
Total U.S. Treasury / Agency Securities		2,600,000		\$2,599,151.00	\$56,300.00	\$2,578,105.00	\$21,046.00
Total Fixed Income		9,438,000		\$9,415,045.54	\$211,499.00	\$9,414,963.30	\$82.24
Total Securities				\$9,415,045.54	\$211,499.00	\$9,414,963.30	\$82.24
TOTAL PORTFOLIO VALUE				\$10,379,223.35	\$211,499.00	\$9,414,963.30	\$82.24

Activity

NFS-provided cost basis, realized gain (loss) and holding period information may not reflect all adjustments necessary for tax purposes. Please refer to Footnotes and Cost Basis Information at the end of this statement for more information.

PURCHASES, SALES, AND REDEMPTIONS

Settlement Date	Account Type	Transaction	Description	Quantity	Amount	Total Cost Basis	Realized Gain (Loss)
Securities Purchased							
05/28/19	CASH	YOU BOUGHT	FIRST ST BK WINCHESTER OHIO CD 2.60000% 05/28/2024 FACT SHEET TO FOLLOW SOLICITED ORDER @ 100	245,000	(\$245,000.00)	\$245,000.00	
05/30/19	CASH	YOU BOUGHT	FIRST & FMRS BK PORTLAND ND CD 2.40000% 05/30/2024 FACT SHEET TO FOLLOW SOLICITED ORDER @ 100	245,000	(\$245,000.00)	\$245,000.00	
Total Securities Purchased					(\$490,000.00)		

Redemptions

Fifth Third Securities, Inc.

MN_CEBHCDPFBBJKHTB_BBBBB 20190531

Account carried with National Financial Services LLC, Member
NYSE, SIPC

Statement for the Period May 1, 2019 to May 31, 2019

MEDINA CITY SCHOOLS - Corporation
Account Number: [REDACTED]



PURCHASES, SALES, AND REDEMPTIONS *continued*

Settlement Date	Account Type	Transaction	Description	Quantity	Amount	Total Cost Basis	Realized Gain (Loss)
05/17/19	CASH	REDEEMED	CAPITAL BK LITTLE ROCK CD 1.40000% 05/17/2019 REDEMPTION PAYOUT #REOR R0061120140000 Adjusted Cost Basis	(250,000)	\$250,000.00	\$250,000.00	
						\$250,000.00	D
05/24/19	CASH	REDEEMED	FEDERAL HOME LN MTG CORP MTN 2.65000% 11/24/2021 FULL CALL PAYOUT #REOR R0061249960000 Adjusted Cost Basis	(700,000)	\$700,000.00	\$700,000.00	
						\$700,000.00	D
05/30/19	CASH	REDEEMED	FIFTH THIRD BK CINCINNATI STN CD 2.25000% 05/30/2019 REDEMPTION PAYOUT #REOR R0061158560000 Adjusted Cost Basis	(245,000)	\$245,000.00	\$245,000.00	
						\$245,000.00	D
Total Redemptions					\$1,195,000.00		

ACTIVITY > CORE FUND ACTIVITY

Settlement Date	Account Type	Transaction	Description	Quantity	Amount
05/01/19	CASH	YOU BOUGHT	FEDERATED TREASURY OBLIGATIONS IS @ 1	391.37	(\$391.37)
05/07/19	CASH	YOU BOUGHT	FEDERATED TREASURY OBLIGATIONS IS @ 1	483.29	(\$483.29)
05/08/19	CASH	YOU BOUGHT	FEDERATED TREASURY OBLIGATIONS IS @ 1	297.95	(\$297.95)
05/10/19	CASH	YOU BOUGHT	FEDERATED TREASURY OBLIGATIONS IS @ 1	308.22	(\$308.22)
05/13/19	CASH	YOU BOUGHT	FEDERATED TREASURY OBLIGATIONS IS @ 1	1,527.12	(\$1,527.12)
05/15/19	CASH	YOU BOUGHT	FEDERATED TREASURY OBLIGATIONS IS @ 1	1,165.07	(\$1,165.07)

Fifth Third Securities, Inc.

Account carried with National Financial Services LLC, Member
NYSE, SIPC

MN_CEBHCDPFBBJKHTB_BBBBB 20190531

Statement for the Period May 1, 2019 to May 31, 2019

MEDINA CITY SCHOOLS - Corporation
Account Number: [REDACTED]



ACTIVITY > CORE FUND ACTIVITY *continued*

Settlement Date	Account Type	Transaction	Description	Quantity	Amount
05/16/19	CASH	YOU BOUGHT	FEDERATED TREASURY OBLIGATIONS IS @ 1	493.36	(\$493.36)
05/17/19	CASH	YOU BOUGHT	FEDERATED TREASURY OBLIGATIONS IS @ 1	251,689.72	(\$251,689.72)
05/20/19	CASH	YOU BOUGHT	FEDERATED TREASURY OBLIGATIONS IS @ 1	513.49	(\$513.49)
05/21/19	CASH	YOU BOUGHT	FEDERATED TREASURY OBLIGATIONS IS @ 1	2,891.88	(\$2,891.88)
05/24/19	CASH	YOU BOUGHT	FEDERATED TREASURY OBLIGATIONS IS @ 1	714,848.9	(\$714,848.90)
05/28/19	CASH	YOU SOLD	FEDERATED TREASURY OBLIGATIONS IS @ 1	(244,404.11)	\$244,404.11
05/30/19	CASH	YOU BOUGHT	FEDERATED TREASURY OBLIGATIONS IS @ 1	5,872.09	(\$5,872.09)
05/31/19	CASH	YOU SOLD	FEDERATED TREASURY OBLIGATIONS IS @ 1	(31,078.35)	\$31,078.35
TOTAL CORE FUND ACTIVITY					(\$705,000.00)

ACTIVITY > ADDITIONS AND WITHDRAWALS > OTHER ADDITIONS AND WITHDRAWALS

Date	Account Type	Transaction	Description	Quantity	Amount
Other Additions and Withdrawals					
05/31/19	CASH	WIRE TRANS TO BANK	WD57867086 THE HUNTINGTON NATIONAL BANK [REDACTED]		(\$31,446.95)
Total Other Additions and Withdrawals					(\$31,446.95)

Fifth Third Securities, Inc.

MN_CEBHCDPFBBJKHTB_BBBBBB 20190531

Account carried with National Financial Services LLC, Member
NYSE, SIPC

Statement for the Period May 1, 2019 to May 31, 2019

MEDINA CITY SCHOOLS - Corporation

Account Number: [REDACTED]



**Fifth Third
Securities**

ACTIVITY *continued*

	Amount
TOTAL ADDITIONS AND WITHDRAWALS	(\$31,446.95)

ACTIVITY > INCOME > TAXABLE INCOME

Settlement Date	Account Type	Transaction	Description	Quantity	Amount
Taxable Dividends					
04/30/19	CASH	DIVIDEND RECEIVED	FEDERATED TREASURY OBLIGATIONS IS DIVIDEND RECEIVED		\$31.78
Total Taxable Dividends					\$31.78
Taxable Interest					
05/01/19	CASH	INTEREST	WELLS FARGO BANK NATL ASSN CD 1.75000% 02/03/2020		\$359.59
05/07/19	CASH	INTEREST	SECURITY FED BK AIKEN S C CD 2.40000% 08/09/2021		\$483.29
05/08/19	CASH	INTEREST	SUMMIT CMNTY BK MOOREFIELD WV CD 1.45000% 11/08/2019		\$297.95
05/10/19	CASH	INTEREST	FIRST CENTY BK TAZEWEILL TENN CD 1.50000% 08/09/2019		\$308.22
05/11/19	CASH	INTEREST	JONESBORO STATE BANK CD 2.85000% 03/11/2024		\$550.48
05/12/19	CASH	INTEREST	FIRSTTRUST SVGS BK PA CD 2.55000% 09/13/2021		\$513.49
05/13/19	CASH	INTEREST	PRIME ALLIANCE BK UTAH CD 2.30000% 03/15/2021		\$463.15
05/15/19	CASH	INTEREST	BRIDGEWATER BK BLOOMINGTON MN CD 3.10000% 08/15/2022		\$624.25
05/15/19	CASH	INTEREST	CFBANK FAIRLAWN OHIO CD 2.80000% 03/15/2024		\$540.82

Fifth Third Securities, Inc.

MN_CEBHCDPFBBJKHTB_BBBBBB 20190531

Account carried with National Financial Services LLC, Member
NYSE, SIPC

Statement for the Period May 1, 2019 to May 31, 2019

MEDINA CITY SCHOOLS - Corporation

Account Number: [REDACTED]



**Fifth Third
Securities**

ACTIVITY > INCOME > TAXABLE INCOME *continued*

Settlement Date	Account Type	Transaction	Description	Quantity	Amount
05/16/19	CASH	INTEREST	MEDALLION BK UTAH CD 2.45000% 02/16/2022		\$493.36
05/17/19	CASH	INTEREST	CAPITAL BK LITTLE ROCK CD 1.40000% 05/17/2019		\$287.67
05/17/19	CASH	INTEREST	HSBC BK USA N A MC LEAN VA CD 2.30000% 02/17/2022		\$1,402.05
05/19/19	CASH	INTEREST	NORTHPOINTE BK GRAND RAPIDS MI CD 2.55000% 07/19/2021		\$513.49
05/21/19	CASH	INTEREST	KS STATEBANK MANHATTAN KS CD 2.50000% 06/21/2021		\$503.42
05/21/19	CASH	INTEREST	TIAA FSB JACKSONVILLE FLA 1.95000% 11/23/2020 CD		\$2,388.46
05/24/19	CASH	INTEREST	CELTIC BK SALT LAKE CITY UTAH CD 2.85000% 08/24/2021		\$573.90
05/24/19	CASH	INTEREST	FEDERAL HOME LN MTG CORP MTN 2.00000% 05/24/2022		\$5,000.00
05/24/19	CASH	INTEREST	FEDERAL HOME LN MTG CORP MTN 2.65000% 11/24/2021		\$9,275.00
05/25/19	CASH	INTEREST	YADKIN VY BK &TR CO ELKIN N C CD 1.50000% 01/24/2020		\$308.22
05/26/19	CASH	INTEREST	WORLDS FOREMOST BK SYDNEY NEB CD 1.75000% 01/27/2020		\$287.67
05/30/19	CASH	INTEREST	FIFTH THIRD BK CINCINNATI STN CD 2.25000% 05/30/2019		\$5,512.50
05/30/19	CASH	INTEREST	FIRST CHOICE BK CERRITOS CALIF CD 1.50000% 06/30/2021		\$359.59
05/31/19	CASH	INTEREST	FIRST ST BK DEQUEEN ARK CD 1.75000% 08/31/2022		\$368.60
Total Taxable Interest					\$31,415.17
Total Taxable Income					\$31,446.95
TOTAL INCOME					\$31,446.95

Fifth Third Securities, Inc.

MN_CEBHCDPFBBJKHTB_BBBBB 20190531

Account carried with National Financial Services LLC, Member
NYSE, SIPC



1000 Town Center, Suite 2300
Southfield, MI 48075
(800) 967-9045

Member of FINRA & SIPC; MSRB Registered.

Brokerage Account Statement

May 1, 2019 - May 31, 2019

Account Number: [REDACTED]

MEDINA CITY SCHOOLS
739 WEYMOUTH RD
MEDINA OH 44256-2037

Portfolio at a Glance

	This Period
BEGINNING ACCOUNT VALUE	\$15,836,484.78
Deposits (Cash & Securities)	248,000.00
Withdrawals (Cash & Securities)	-776,551.67
Dividends, Interest and Other Income	37,569.46
Net Change in Portfolio¹	1,313.89
ENDING ACCOUNT VALUE	\$15,346,816.46
Estimated Annual Income	\$371,914.50

¹ Net Change in Portfolio is the difference between the ending account value and beginning account value after activity.

Asset Summary

Percent	Asset Type	Last Period	This Period
1%	Cash, Money Funds, and Bank Deposits	248,011.51	29.30
99%	Fixed Income	15,588,473.27	15,346,787.16
100%	Account Total	\$15,836,484.78	\$15,346,816.46

Please review your allocation periodically with your Account Executive.

Client Service Information

Your Account Executive: ATT
ANDREW CARDINALI

Contact Information

E-Mail Address:
customerservice@mbssecurities.com

Client Service Information

Service Hours: Weekdays 09:00 a.m. - 05:00 p.m. (EST)
Client Service Telephone Number: (800) 967-9045
Web Site: WWW.MBSSECURITIES.COM



Your Account Information

INVESTMENT OBJECTIVE

Investment Objective: NONE SPECIFIED

Please discuss your investment objective with your Account Executive.

TAX LOT DEFAULT DISPOSITION METHOD

Default Method for Mutual Funds: First In First Out

Default Method for Stocks in a Dividend Reinvestment Plan: First In First Out

Default Method for all Other Securities: First In First Out

BOND AMORTIZATION ELECTIONS

Amortize premium on taxable bonds based on Constant Yield Method: Yes

Accrual market discount method for all other bond types: Constant Yield Method

Include market discount in income annually: No

ELECTRONIC DELIVERY

Your electronic delivery selections for account communications are listed below:

Electronic Delivery

Enrollment Communication

- ☒ Statements and Reports
- ☒ Trade Confirmations
- ☒ Tax Documents
- ☒ Notifications
- ☒ Prospectus
- ☒ Proxy/Shareholder Communications

You have not enrolled any of the above documents for electronic delivery. Please log in to your account to make any changes to your preferences.

Income and Expense Summary

	Current Period		Year-to-Date	
	Taxable	Non Taxable	Taxable	Non Taxable
Interest Income				
Other Interest	37,569.46	0.00	166,530.18	0.00
Total Dividends, Interest, Income and Expenses	\$37,569.46	\$0.00	\$166,530.18	\$0.00

Portfolio Holdings

Description	Quantity	Opening Balance	Closing Balance	Accrued Income	30-Day Yield
CASH, MONEY FUNDS, AND BANK DEPOSITS 1.00% of Portfolio					
Cash Balance		248,011.51	29.30		



May 1, 2019 - May 31, 2019
MEDINA CITY SCHOOLS

Portfolio Holdings (continued)

Description	Quantity	Opening Balance	Closing Balance	Accrued Income	30-Day Yield
CASH, MONEY FUNDS, AND BANK DEPOSITS (continued)					
TOTAL CASH, MONEY FUNDS, AND BANK DEPOSITS		\$248,011.51	\$29.30	\$0.00	

Description	Quantity	Market Price	Market Value	Accrued Interest	Estimated Annual Income	Estimated Yield
FIXED INCOME 99.00% of Portfolio (In Maturity Date Sequence)						
Certificates of Deposit						
*MIDLAND STS BK EFFINGHAM ILL CTF DEP ACT/365 1.850% 06/14/19 B/E DTD 12/14/17 CALLABLE Security Identifier: 59774QFG2	248,000.000	99.9830	247,957.84	213.69	4,588.00	1.85%
FIDELITY BK NEW ORLEANS LA CTF DEP ACT/365 MONTHLY 1.900% 07/19/19 B/E DTD 01/19/18 1ST CPN DTE 02/19/18 Security Identifier: 31617CAH6	248,000.000	99.9430	247,858.64	154.92	4,712.00	1.90%
COMENITY CAP BK SALT LAKE CITY UTAH CTF DEP ACT/365 1.700% 07/24/19 B/E DTD 07/24/17 1ST CPN DTE 08/24/17 Security Identifier: 20033AVA1	248,000.000	99.9060	247,766.88	80.85	4,216.00	1.70%
UNITY BK CLINTON NJ CTF DEP ACT/365 MONTHLY 1.950% 07/30/19 B/E DTD 01/30/18 1ST CPN DTE 02/28/18 Security Identifier: 91330ABJ5	248,000.000	99.9350	247,838.80	39.75	4,836.00	1.95%
SOUTHWEST NATL BK WICHITA KANS CTF DEP ACT/365 MONTHLY 2.000% 08/02/19 B/E DTD 02/02/18 1ST CPN DTE 03/02/18 Security Identifier: 845182BE3	248,000.000	99.9400	247,851.20	394.08	4,960.00	2.00%
MORGAN STANLEY PRIVATE BK NATL ASSN PUR N Y CTF DEP ACT/365 1.700% 08/05/19 B/E DTD 08/03/17 Security Identifier: 61760ACL1	248,000.000	99.8800	247,702.40	1,351.43	4,216.00	1.70%

Portfolio Holdings (continued)

Description	Quantity	Market Price	Market Value	Accrued Interest	Estimated Annual Income	Estimated Yield
FIXED INCOME (continued)						
Certificates of Deposit (continued)						
STERLING BK POPLAR BLUFF MO CTF DEP ACT/365 MONTHLY 1.750% 08/08/19 B/E DTD 09/08/17 1ST CPN DTE 10/08/17 Security Identifier: 85916VCD5	248,000.000	99.8860	247,717.28	273.48	4,340.00	1.75%
CAPITAL ONE NATL ASSN MCLEAN VA CTF DEP ACT/365 1.700% 08/23/19 B/E DTD 08/23/17 1ST CPN DTE 02/23/18 Security Identifier: 14042RHJ3	248,000.000	99.8390	247,600.72	1,120.42	4,216.00	1.70%
ENERBANK USA SALT LAKE CITY UTAH CTF DEP ACT/365 MONTHLY 1.700% 09/16/19 B/E DTD 09/15/17 1ST CPN DTE 10/15/17 Security Identifier: 29266N6E2	248,000.000	99.7960	247,494.08	184.81	4,216.00	1.70%
BANKERS BK OKLA CITY CTF DEP ACT/365 MONTHLY 1.700% 09/20/19 B/E DTD 09/20/17 1ST CPN DTE 10/20/17 Security Identifier: 06610QDMO	248,000.000	99.7880	247,474.24	127.06	4,216.00	1.70%
FIRST NATL BK LONG IS N Y CTF DEP ACT/365 MONTHLY 2.300% 09/30/19 B/E DTD 03/28/18 1ST CPN DTE 04/28/18 Security Identifier: 329864AB8	248,000.000	99.9670	247,918.16	46.88	5,704.00	2.30%
MAGNOLIA BK INC KY CTF DEP ACT/365 MONTHLY 1.750% 10/11/19 B/E DTD 10/12/17 CALLABLE Security Identifier: 559582AA9	248,000.000	99.7640	247,414.72	225.92	4,340.00	1.75%
MERRICK BK SOUTH JORDAN UTAH CTF DEP ACT/365 MONTHLY 1.700% 10/30/19 B/E DTD 10/30/17 1ST CPN DTE 11/30/17 Security Identifier: 59013JD22	248,000.000	99.7070	247,273.36	11.55	4,216.00	1.70%
BELMONT BK & TR CO CHICAGO IL CTF DEP ACT/365 MONTHLY 1.700% 11/06/19 B/E DTD 11/06/17 1ST CPN DTE 12/06/17 Security Identifier: 08016PCP2	248,000.000	99.6950	247,243.60	288.77	4,216.00	1.70%
KEARNY BK NEW JERSEY CTF DEP ACT/365 SEMI-ANNUALLY 1.700% 11/15/19 B/E DTD 11/15/17 1ST CPN DTE 05/15/18 Security Identifier: 48714LAE9	247,000.000	99.6710	246,187.37	184.07	4,199.00	1.70%



May 1, 2019 - May 31, 2019
MEDINA CITY SCHOOLS

Portfolio Holdings (continued)

Description	Quantity	Market Price	Market Value	Accrued Interest	Estimated Annual Income	Estimated Yield
FIXED INCOME (continued)						
Certificates of Deposit (continued)						
UMPQUA BK ROSEBURG ORE CTF DEP ACT/365 SEMIANNUAL 2.500% 11/25/19 B/E DTD 05/25/18 1ST CPN DTE 11/25/18 Security Identifier: 90421MCF8	246,000.000	100.0420	246,103.32	101.10	6,150.00	2.49%
KENNEBEC SVGS BK AUGUSTA ME CTF DEP ACT/365 SEMI-ANNUALLY 1.700% 11/29/19 B/E DTD 11/28/17 Security Identifier: 489265AW8	247,000.000	99.6440	246,120.68	34.51	4,199.00	1.70%
PINNACLE BK NASHVILLE TENN CTF DEP ACT/365 MONTHLY 2.550% 12/16/19 B/E DTD 06/15/18 1ST CPN DTE 07/15/18 Security Identifier: 72345SGZ8	248,000.000	100.0720	248,178.56	277.22	6,324.00	2.54%
NATIONWIDE BK COLUMBUS OHIO CTF DEP ACT/365 MONTHLY 1.850% 02/28/20 B/E DTD 11/30/17 1ST CPN DTE 12/30/17 Security Identifier: 63861NAK1	248,000.000	99.5710	246,936.08	12.57	4,588.00	1.85%
LIVE OAK BKG CO WILMINGTON N C CTF DEP ACT/365 2.400% 03/09/20 B/E DTD 03/09/18 1ST CPN DTE 04/01/18 Security Identifier: 538036DK7	248,000.000	99.9740	247,935.52	489.21	5,952.00	2.40%
STATE BK INDIA LOS ANGELES CALIF CTF DEP ACT/365 SEMI-ANNUALLY 2.500% 03/20/20 B/E DTD 03/21/18 Security Identifier: 85628YBG2	246,000.000	100.0490	246,120.54	1,196.30	6,150.00	2.49%
STIFEL BK & TR ST LOUIS MO CTF DEP ACT/365 2.550% 03/30/20 B/E DTD 03/29/18 1ST CPN DTE 04/29/18 Security Identifier: 86063QAD7	248,000.000	100.0920	248,228.16	34.65	6,324.00	2.54%
WEBBANK SALT LAKE CITY UTAH CTF DEP ACT/365 MONTHLY 1.850% 03/30/20 B/E DTD 09/28/17 CALLABLE Security Identifier: 947547JQ9	248,000.000	99.5150	246,797.20	37.71	4,588.00	1.85%

Portfolio Holdings (continued)

Description	Quantity	Market Price	Market Value	Accrued Interest	Estimated Annual Income	Estimated Yield
FIXED INCOME (continued)						
Certificates of Deposit (continued)						
ISRAEL DISC BK NEW YORK N Y CTF DEP ACT/365 SEMI-ANNUALLY 2.700% 05/04/20 DTD 05/04/18 Security Identifier: 465076KG1	246,000.000	100.2320	246,570.72	491.33	6,642.00	2.69%
MERCANTILE BK MICH GRAND RAPIDS CTF DEP ACT/365 SEMI-ANNUALLY 2.750% 06/01/20 B/E DTD 06/01/18 Security Identifier: 58740XZM5	246,000.000	100.2930	246,720.78	3,354.70	6,765.00	2.74%
ALLEGIANCE BK HOUSTON TEX CTF DEP ACT/365 SEMI-ANNUALLY 2.800% 06/15/20 B/E DTD 06/13/18 Security Identifier: 01748DBC9	246,000.000	100.3530	246,868.38	3,189.24	6,888.00	2.79%
ENTERPRISE BK & TR CLAYTON MO CTF DEP ACT/365 2.800% 06/22/20 B/E DTD 06/22/18 1ST CPN DTE 07/22/18 Security Identifier: 29367SHX5	248,000.000	100.3610	248,895.28	171.22	6,944.00	2.78%
FIRST FINL BK CINCINNATI OH CTF DEP ACT/365 SEMI-ANNUALLY 2.900% 06/26/20 B/E DTD 12/26/18 Security Identifier: 3202ISFP6	246,000.000	100.4670	247,148.82	3,049.05	7,134.00	2.88%
FIRST REP BK SAN FRANCISCO CALIF NEW CTF DEP ACT/365 2.750% 07/27/20 B/E DTD 07/27/18 1ST CPN DTE 01/27/19 Security Identifier: 33616CAZ3	246,000.000	100.3280	246,806.88	2,298.25	6,765.00	2.74%
MORGAN STANLEY BK N A SALT LAKE CITY UTAH CTF DEP ACT/365 SEMI-ANNUALLY 2.750% 08/03/20 B/E DTD 08/02/18 Security Identifier: 61747M4K4	248,000.000	100.3320	248,823.36	2,204.82	6,820.00	2.74%
BANK AMER NA CHARLOTTE NC CTF DEP ACT/365 SEMI-ANNUALLY 2.750% 08/17/20 DTD 08/15/18 Security Identifier: 06051VB70	246,000.000	100.3410	246,838.86	1,946.10	6,765.00	2.74%
ORIENTAL BK BROKERED INSTL CTF DEP ACT/365 2.800% 09/14/20 B/E DTD 09/12/18 1ST CPN DTE 03/12/19 Security Identifier: 68621KCC3	246,000.000	100.4210	247,035.66	1,509.70	6,888.00	2.78%



May 1, 2019 - May 31, 2019
MEDINA CITY SCHOOLS

Portfolio Holdings (continued)

Description	Quantity	Market Price	Market Value	Accrued Interest	Estimated Annual Income	Estimated Yield
FIXED INCOME (continued)						
Certificates of Deposit (continued)						
CONNECTONE BK ENGLEWOOD CLIFFS N J CTF DEP ACT/365 MONTHLY 2.800% 09/18/20 B/E DTD 09/19/18 Security Identifier: 20786ACJ2	248,000.000	100.4270	249,058.96	228.30	6,944.00	2.78%
BARCLAYS BK DEL RETAIL CTF DEP 3A2 PROGRAM BOOK ENTRY INSTL CTF DEP 1.950% 09/21/20 B/E DTD 09/20/17 Security Identifier: 06740KKUO	247,000.000	99.3360	245,359.92	950.10	4,816.50	1.96%
MAIN STR BK BINGHAM FARMS MI CTF DEP ACT/365 2.900% 10/05/20 B/E DTD 10/04/18 1ST CPN DTE 11/04/18 Security Identifier: 56035BBN5	248,000.000	100.5710	249,416.08	532.01	7,192.00	2.88%
WEX BK MIDVALE UTAH CTF DEP ACT/365 SEMI-ANNUALLY 2.000% 10/19/20 B/E DTD 10/18/17 1ST CPN DTE 04/18/18 Security Identifier: 92937CGB8	247,000.000	99.3590	245,416.73	581.97	4,940.00	2.01%
GOLDMAN SACHS BK USA NEW YORK CTF DEP ACT/365 SEMI-ANNUALLY 2.050% 11/23/20 B/E DTD 11/22/17 Security Identifier: 38148PTD9	247,000.000	99.3820	245,473.54	124.85	5,063.50	2.06%
BLACKRIDGEBANK FARGO N D CTF DEP ACT/365 MONTHLY 2.100% 12/22/20 B/E DTD 12/22/17 CALLABLE Security Identifier: 09248ABG4	248,000.000	99.4220	246,566.56	128.42	5,208.00	2.11%
MERCANTIL BK NATL ASSN CORAL GABLES FLA CTF DEP ACT/365 MONTHLY 2.200% 12/29/20 B/E DTD 12/29/17 Security Identifier: 58733AES4	248,000.000	99.5670	246,926.16	29.90	5,456.00	2.20%
DISCOVER BK GREENWOOD DEL CTF DEP ACT/365 2.500% 02/01/21 B/E DTD 01/31/18 1ST CPN DTE 07/31/18 CPN PMT SEMI ANNUAL Security Identifier: 254673LX2	246,000.000	100.0240	246,059.04	2,021.92	6,150.00	2.49%

Portfolio Holdings (continued)

Description	Quantity	Market Price	Market Value	Accrued Interest	Estimated Annual Income	Estimated Yield
FIXED INCOME (continued)						
Certificates of Deposit (continued)						
FIRST NATL BK MCGREGOR TEX CTF DEP ACT/365 MONTHLY 2.650% 02/01/21 B/E DTD 01/31/19 1ST CPN DTE 02/28/19 Security Identifier: 32112UCU3	245,000.000	100.2710	245,663.95	0.00	6,492.50	2.64%
CAPITAL BK N A ROCKVILLE MD CTF DEP ACT/365 2.600% 03/12/21 B/E DTD 03/13/19 1ST CPN DTE 04/13/19 Security Identifier: 139805AQ8	248,000.000	100.1920	248,476.16	317.98	6,448.00	2.59%
CITIBANK NATL ASSN SIOUX FALLS S D CTF DEP ACT/365 SEMI-ANNUALLY 2.700% 03/29/21 B/E DTD 03/29/18 Security Identifier: 17312QH77	246,000.000	100.3700	246,910.20	1,146.43	6,642.00	2.69%
SYNCHRONY BK RETAIL CTF DEP PROGRAM BOOK ENTRY FIDELITY INSTL CTF DEP 2.700% 04/13/21 B/E DTD 04/13/18 Security Identifier: 87165FUN2	246,000.000	100.3740	246,920.04	837.07	6,642.00	2.68%
TOWNEBANK PORTSMOUTH VA CTF DEP ACT/365 SEMI-ANNUALLY 2.800% 04/30/21 B/E DTD 04/30/18 1ST CPN DTE 10/30/18 Security Identifier: 89214PBL2	246,000.000	100.5660	247,392.36	585.01	6,888.00	2.78%
FEDERAL SVGS BK CHICAGO IL CTF DEP ACT/365 MONTHLY 2.500% 05/28/21 B/E DTD 05/30/19 1ST CPN DTE 06/30/19 Security Identifier: 313812DA4	248,000.000	100.0010	248,002.48	16.99	6,200.00	2.49%
CTBC BK CORP USA LOS ANGELES CALIF CTF DEP ACT/365 3.000% 06/15/21 B/E DTD 06/15/18 1ST CPN DTE 12/15/18 Security Identifier: 12651HAB5	246,000.000	100.9850	248,423.10	3,376.60	7,380.00	2.97%
HERITAGE BK HOPKINSVILLE KY CTF DEP ACT/365 MONTHLY 3.000% 06/21/21 B/E DTD 06/19/18 1ST CPN DTE 07/19/18 Security Identifier: 42724JEG6	248,000.000	100.9970	250,472.56	244.60	7,440.00	2.97%
FIRST BK HIGHLAND PK ILL CTF DEP ACT/365 SEMI-ANNUALLY 3.100% 06/29/21 B/E DTD 06/29/18 CALLABLE 06/29/19 Security Identifier: 319141KT3	246,000.000	100.0480	246,118.08	3,196.65	7,626.00	3.09%



**MULTI-BANK SECURITIES, INC.***

1000 Town Center, Suite 2300
 Southfield, MI 48075
 (800) 967-9045

Member of FINRA & SIPC; MSRB Registered.

May 1, 2019 - May 31, 2019
 MEDINA CITY SCHOOLS

Portfolio Holdings (continued)

Description	Quantity	Market Price	Market Value	Accrued Interest	Estimated Annual Income	Estimated Yield
FIXED INCOME (continued)						
Certificates of Deposit (continued)						
CHIPPEWA VY BK WINTER WIS CTF DEP ACT/365 MONTHLY 3.000% 07/06/21 B/E DTD 07/06/18 1ST CPN DTE 08/06/18 Security Identifier: 169894AP7	248,000.000	101.0130	250,512.24	509.59	7,440.00	2.96%
BMW BK NORTH AMER SALT LAKE CITY UTAH CTF DEP ACT/365 SEMI-ANNUALLY 3.000% 07/13/21 B/E DTD 07/13/18 Security Identifier: 05580ANK6	246,000.000	101.0140	248,494.44	2,790.25	7,380.00	2.96%
FIRST NATL BK DAMARISCOTTA ME CTF DEP ACT/365 3.150% 10/25/21 B/E DTD 10/25/18 CALLABLE 10/25/19 Security Identifier: 32117BCM8	248,000.000	100.3160	248,783.68	128.42	7,812.00	3.14%
UNITED BANKERS BK BLOOMINGTON MINN CTF DEP ACT/365 MONTHLY 3.250% 12/20/21 B/E DTD 12/19/18 CALLABLE 12/19/19 Security Identifier: 909557JA9	248,000.000	100.4880	249,210.24	264.99	8,060.00	3.23%
BMO HARRIS BK NATL ASSN CHICAGO ILL CTF DEP ACT/365 QUARTERLY 3.000% 01/28/22 B/E DTD 01/28/19 Security Identifier: 05581WK53	245,000.000	100.1010	245,247.45	664.52	7,350.00	2.99%
MAIN STR BK CORP WHEELING WV CTF DEP ACT/365 2.950% 02/01/22 B/E DTD 02/01/19 1ST CPN DTE 05/01/19 Security Identifier: 56034WAS0	248,000.000	101.0820	250,683.36	601.32	7,316.00	2.91%
WASHINGTON SVGS BK LOWELL MA CTF DEP ACT/365 MONTHLY 2.750% 03/14/22 B/E DTD 03/14/19 CALLABLE 03/14/20 Security Identifier: 939693AK3	248,000.000	100.2960	248,734.08	317.64	6,820.00	2.74%
BAR HBR BK & TR ME CTF DEP ACT/365 MONTHLY 2.700% 03/29/22 B/E DTD 03/29/19 CALLABLE 03/29/20 Security Identifier: 066851WM4	248,000.000	100.2560	248,634.88	36.69	6,696.00	2.69%



Portfolio Holdings (continued)

Description	Quantity	Market Price	Market Value	Accrued Interest	Estimated Annual Income	Estimated Yield
FIXED INCOME (continued)						
Certificates of Deposit (continued)						
FORTIS PRIVATE BK DENVER CO CTF DEP ACT/365 2.700% 03/29/22 B/E DTD 03/29/19 CALLABLE 06/29/19 Security Identifier: 3495FTBZ1	248,000.000	100.0270	248,066.96	36.69	6,696.00	2.69%
SECURITY FIRST BK LINCOLN NEB CTF DEP ACT/365 2.500% 04/25/22 B/E DTD 04/24/19 CALLABLE 04/24/20 Security Identifier: 81425PAY7	248,000.000	99.8930	247,734.64	628.49	6,200.00	2.50%
VIST BK WYOMISSING PA CTF DEP ACT/365 MONTHLY 2.550% 04/29/22 B/E DTD 04/29/19 CALLABLE 10/29/19 Security Identifier: 92834KAV6	248,000.000	100.0280	248,069.44	34.65	6,324.00	2.54%
SALLIE MAE BK SALT LAKE CITY UT CTF DEP ACT/365 SEMI-ANNUALLY 2.650% 01/31/23 B/E DTD 01/31/18 Security Identifier: 795450J71	246,000.000	100.0730	246,179.58	2,143.23	6,519.00	2.64%
SILVERGATE BK LA JOLLA CALIF CTF DEP ACT/365 2.700% 05/15/23 B/E DTD 05/15/19 CALLABLE 11/15/19 Security Identifier: 828373GBO	248,000.000	100.1420	248,352.16	293.52	6,696.00	2.69%
Total Certificates of Deposit:	15,331,000.000		\$15,346,787.16	\$47,864.16	\$371,914.50	
TOTAL FIXED INCOME	15,331,000.000		\$15,346,787.16	\$47,864.16	\$371,914.50	
			Market Value	Accrued Interest	Estimated Annual Income	
Total Portfolio Holdings			\$15,346,816.46	\$47,864.16	\$371,914.50	

¹ This bond is maturing.

Portfolio Holdings Disclosures

Pricing

This section includes the net market value of the securities in your account on a settlement date basis, including short positions, at the close of the statement period. The market prices, unless otherwise noted, have been obtained from independent vendor services, which we believe to be reliable. Market prices do not constitute a bid or an offer, and may differ from the actual sale price. Securities for which a price is not available are marked "N/A" and are omitted from the Total. THE AS OF PRICE DATE ONLY APPEARS WHEN THE PRICE DATE DOES NOT EQUAL THE STATEMENT DATE.

May 1, 2019 - May 31, 2019
MEDINA CITY SCHOOLS**Portfolio Holdings Disclosures (continued)****Estimated Annual Figures**

The estimated annual income (EAI) and estimated annual yield (EAY) figures are estimates and for informational purposes only. These figures are not considered to be a forecast or guarantee of future results. These figures are computed using information from providers believed to be reliable; however, no assurance can be made as to the accuracy. Since interest and dividend rates are subject to change at any time, and may be affected by current and future economic, political, and business conditions, they should not be relied on for making investment, trading, or tax decisions. These figures assume that the position quantities, interest and dividend rates, and prices remain constant. A capital gain or return of principal may be included in the figures for certain securities, thereby overstating them. Refer to www.pershing.com/disclosures for specific details as to formulas used to calculate the figures. Accrued interest represents interest earned but not yet received.

Reinvestment

The dollar amount of Mutual Fund distributions, Money Market Fund dividend income, Bank Deposit interest income, or dividends for other securities shown on your statement may have been reinvested. You will not receive confirmation of these reinvestments. Upon written request to your financial institution, information pertaining to these transactions, including the time of execution and the name of the person from whom your security was purchased, may be obtained. In dividend reinvestment transactions, Pershing acts as your agent and receives payment for order flow.

Option Disclosure

Information with respect to commissions and other charges incurred in connection with the execution of option transactions has been included in confirmations previously furnished to you. A summary of this information is available to you promptly upon your written request directed to your introducing firm. In order to assist your introducing firm in maintaining current background and financial information concerning your option accounts, please promptly advise them in writing of any material change in your investment objectives or financial situation. Expiring options which are valuable are exercised automatically pursuant to the exercise by exception procedure of the Options Clearing Corporation. Additional information regarding this procedure is available upon written request to your introducing firm.

Certificates of Deposit

Certificates of Deposit acquired through the Certificate of Deposit Account Registry Service ("CDARS") and held in your brokerage account are subject to Securities Investor Protection Corporation (SIPC) coverage. Please see additional information about SIPC under Important Information and Disclosures on this statement.

Please be advised that the secondary market for CDs is generally illiquid; the actual value of CDs may be different from their purchase price; and a significant loss of principal could result if your CDs are sold prior to maturity. In the event that the CDs listed above do not indicate a market valuation, an accurate market value could not be determined. In the event that a price is listed above for your CDs, Pershing has obtained a price from sources deemed to be reliable or has priced your CDs using a matrix formula. Prices are estimates and the actual value you may obtain for your CD may be different if you elect to sell your CD in the secondary market.

Foreign Currency Transactions

Pershing will execute foreign currency transactions as principal for your account. Pershing may automatically convert foreign currency to or from U.S. dollars for dividends and similar corporate action transactions unless you instruct your financial organization otherwise. Pershing's currency conversion rate will not exceed the highest interbank conversion rate identified from customary banking sources on the conversion date or the prior business day, increased by up to 1%, unless a particular rate is required by applicable law. Your financial organization may also increase the currency conversion rate. This conversion rate may differ from rates in effect on the date you executed a transaction, incurred a charge, or received a credit. Transactions converted by agents (such as depositories) will be billed at the rates such agents use.

Proxy Vote

Securities not fully paid for in your margin account may be lent by Pershing to itself or others in accordance with the terms outlined in the Margin Agreement. The right to vote your shares held on margin may be reduced by the amount of shares on loan. The Proxy Voting Instruction Form sent to you may reflect a smaller number of shares entitled to vote than



Portfolio Holdings Disclosures (continued)

Proxy Vote (continued)
the number of shares in your margin account.

Activity Summary (All amounts shown are in base currency)

	Credits This Period	Debits This Period	Net This Period	Credits Year-to-Date	Debits Year-to-Date	Net Year-to-Date
Securities						
Securities Bought	0.00	-496,000.00	-496,000.00	0.00	-2,721,628.00	-2,721,628.00
Total Securities	\$0.00	-\$496,000.00	-\$496,000.00	\$0.00	-\$2,721,628.00	-\$2,721,628.00
Dividends and Interest	\$38,103.09	-\$533.63	\$37,569.46	\$167,063.81	-\$533.63	\$166,530.18
Distributions	\$739,000.00	\$0.00	\$739,000.00	\$3,710,000.00	\$0.00	\$3,710,000.00
Cash						
Withdrawals	0.00	-776,551.67	-776,551.67	0.00	-2,887,884.39	-2,887,884.39
Deposits	248,000.00	0.00	248,000.00	1,733,000.00	0.00	1,733,000.00
Total Cash	\$248,000.00	-\$776,551.67	-\$528,551.67	\$1,733,000.00	-\$2,887,884.39	-\$1,154,884.39
Totals	\$1,025,103.09	-\$1,273,085.30	-\$247,982.21	\$5,610,063.81	-\$5,610,046.02	\$17.79

Transactions by Type of Activity

Process/ Settlement Date	Trade/ Transaction Date	Activity Type	Description	Quantity	Price	Accrued Interest	Amount	Currency
Securities Bought and Sold								
05/15/19	04/30/19	PURCHASED	SILVERGATE BK LA JOLLA CALIF CTF DEP ACT/365 2.700%	248,000.000	100.0000		-248,000.00	USD
		828373GB0	05/15/23 B/E DTD 05/15/19 CLB YLD 2.700 TO PAR					
05/30/19	05/16/19	PURCHASED	FEDERAL SVGS BK CHICAGO IL CTF DEP ACT/365 MONTHLY	248,000.000	100.0000		-248,000.00	USD
		313812DA4	2.500% 05/28/21 DTD 05/30/19 YLD 2.500 TO MAT					
Total Securities Bought and Sold						\$0.00	-\$496,000.00	USD
Dividends and Interest								
05/01/19		BOND INTEREST RECEIVED	248000 LIVE OAK BKG CO WILMINGTON N C CTF DEP ACT/365				489.21	USD
		538036DK7	2.400% 03/09/20 B/E DTD 03/09/18 RD 04/16 PD 05/01/19					
05/01/19		BOND INTEREST RECEIVED	248000 MAIN STR BK CORP WHEELING WV CTF DEP ACT/365				1,783.90	USD
		56034WAS0	2.950% 02/01/22 B/E DTD 02/01/19 RD 04/16 PD 05/01/19					
05/01/19		BOND INTEREST RECEIVED	248000 PEOPLES SEC BK & TR CO SCRANTON PA CTF DEP				1,264.12	USD
		712303AB2	ACT/365 3.050% 08/31/21 B/E DTD 08/31/18 RD 04/29 PD 04/30/19					

May 1, 2019 - May 31, 2019
MEDINA CITY SCHOOLS**Transactions by Type of Activity (continued)**

Process/ Settlement Date	Trade/ Transaction Date	Activity Type	Description	Quantity	Price	Accrued Interest	Amount	Currency
Dividends and Interest (continued)								
05/02/19		BOND INTEREST RECEIVED 845182BE3	248000 SOUTHWEST NATL BK WICHITA KANS CTF DEP ACT/365 MONTHLY 2.000% 08/02/19 B/E DTD 02/02/18 RD 04/17 PD 05/02/19				407.67	USD
05/06/19		BOND INTEREST RECEIVED 08016PCP2	248000 BELMONT BK & TR CO CHICAGO IL CTF DEP ACT/365 MONTHLY 1.700% 11/06/19 B/E DTD 11/06/17 RD 04/21 PD 05/06/19				346.52	USD
05/06/19		BOND INTEREST RECEIVED 169894AP7	248000 CHIPPEWA VY BK WINTER WIS CTF DEP ACT/365 MONTHLY 3.000% 07/06/21 B/E DTD 07/06/18 RD 04/21 PD 05/06/19				611.51	USD
05/06/19		BOND INTEREST RECEIVED 465076KG1	246000 ISRAEL DISC BK NEW YORK N Y CTF DEP ACT/365 SEMI-ANNUALLY 2.700% 05/04/20 DTD 05/04/18 RD 04/19 PD 05/04/19				3,293.70	USD
05/06/19		BOND INTEREST RECEIVED 56035BBN5	248000 MAIN STR BK BINGHAM FARMS MI CTF DEP ACT/365 2.900% 10/05/20 B/E DTD 10/04/18 RD 04/19 PD 05/04/19				591.12	USD
05/08/19		BOND INTEREST RECEIVED 81500JAN3	248000 SECURITY ST BK FARWELL TEX CTF DEP ACT/365 MONTHLY 3.000% 08/09/21 B/E DTD 08/08/18 CLB RD 04/23 PD 05/08/19				611.51	USD
05/08/19		BOND INTEREST RECEIVED 85916VCD5	248000 STERLING BK POPLAR BLUFF MO CTF DEP ACT/365 MONTHLY 1.750% 08/08/19 B/E DTD 09/08/17 RD 04/23 PD 05/08/19				356.71	USD
05/13/19		BOND INTEREST RECEIVED 139805AQ8	248000 CAPITAL BK N A ROCKVILLE MD CTF DEP ACT/365 2.600% 03/12/21 B/E DTD 03/13/19 RD 04/28 PD 05/13/19				529.97	USD
05/13/19		BOND INTEREST RECEIVED 559582AA9	248000 MAGNOLIA BK INC KY CTF DEP ACT/365 MONTHLY 1.750% 10/11/19 B/E DTD 10/12/17 CLB RD 04/27 PD 05/12/19				356.71	USD
05/14/19		BOND INTEREST RECEIVED 59774QFG2	248000 MIDLAND STS BK EFFINGHAM ILL CTF DEP ACT/365 1.850% 06/14/19 B/E DTD 12/14/17 CLB RD 04/29 PD 05/14/19				377.10	USD
05/14/19		BOND INTEREST RECEIVED 939693AK3	248000 WASHINGTON SVGS BK LOWELL MA CTF DEP ACT/365 MONTHLY 2.750% 03/14/22 B/E DTD 03/14/19 CLB RD 04/29 PD 05/14/19				560.55	USD



Transactions by Type of Activity (continued)

Process/ Settlement Date	Trade/ Transaction Date	Activity Type	Description	Quantity	Price	Accrued Interest	Amount	Currency
Dividends and Interest (continued)								
05/15/19		BOND INTEREST RECEIVED 29266N6E2	248000 ENERBANK USA SALT LAKE CITY UTAH CTF DEP ACT/365 MONTHLY 1.700% 09/16/19 B/E DTD 09/15/17 RD 04/30 PD 05/15/19				346.52	USD
05/15/19		BOND INTEREST RECEIVED 48714LAE9	247000 KEARNY BK NEW JERSEY CTF DEP ACT/365 SEMI-ANNUALLY 1.700% 11/15/19 B/E DTD 11/15/17 RD 04/30 PD 05/15/19				2,082.24	USD
05/15/19		BOND INTEREST RECEIVED 72345SGZ8	248000 PINNACLE BK NASHVILLE TENN CTF DEP ACT/365 MONTHLY 2.550% 12/16/19 B/E DTD 06/15/18 RD 04/30 PD 05/15/19				519.78	USD
05/20/19		BOND INTEREST RECEIVED 06610QDM0	248000 BANKERS BK OKLA CITY CTF DEP ACT/365 MONTHLY 1.700% 09/20/19 B/E DTD 09/20/17 RD 05/05 PD 05/20/19				346.52	USD
05/20/19		BOND INTEREST RECEIVED 20786ACJ2	248000 CONNECTONE BK ENGLEWOOD CLIFFS N J CTF DEP ACT/365 MONTHLY 2.800% 09/18/20 B/E DTD 09/19/18 RD 05/04 PD 05/19/19				570.74	USD
05/20/19		BOND INTEREST RECEIVED 31617CAH6	248000 FIDELITY BK NEW ORLEANS LA CTF DEP ACT/365 MONTHLY 1.900% 07/19/19 B/E DTD 01/19/18 RD 05/04 PD 05/19/19				387.29	USD
05/20/19		BOND INTEREST RECEIVED 42724JEG6	248000 HERITAGE BK HOPKINSVILLE KY CTF DEP ACT/365 MONTHLY 3.000% 06/21/21 B/E DTD 06/19/18 RD 05/04 PD 05/19/19				611.51	USD
05/20/19		BOND INTEREST RECEIVED 909557JA9	248000 UNITED BANKERS BK BLOOMINGTON MINN CTF DEP ACT/365 MONTHLY 3.250% 12/20/21 B/E DTD 12/19/18 CLB RD 05/04 PD 05/19/19				662.47	USD
05/22/19		BOND INTEREST RECEIVED 09248ABG4	248000 BLACKRIDGEBANK FARGO N D CTF DEP ACT/365 MONTHLY 2.100% 12/22/20 B/E DTD 12/22/17 CLB RD 05/07 PD 05/22/19				428.05	USD
05/22/19		BOND INTEREST RECEIVED 29367SHX5	248000 ENTERPRISE BK & TR CLAYTON MO CTF DEP ACT/365 2.800% 06/22/20 B/E DTD 06/22/18 RD 05/07 PD 05/22/19				570.74	USD
05/22/19		BOND INTEREST RECEIVED 38148PTD9	247000 GOLDMAN SACHS BK USA NEW YORK CTF DEP ACT/365 SEMI-ANNUALLY 2.050% 11/23/20 B/E DTD 11/22/17 RD 05/07 PD 05/22/19				2,510.94	USD
05/24/19		BOND INTEREST RECEIVED 17801DDTO	244000 CITY NATL BK FLA MIAMI CTF DEP ACT/365 AT-MATURITY 2.200% 05/24/19 B/E DTD 05/24/18 RD 05/23 PD 05/24/19				5,368.00	USD



May 1, 2019 - May 31, 2019
MEDINA CITY SCHOOLS

Transactions by Type of Activity (continued)

Process/ Settlement Date	Trade/ Transaction Date	Activity Type	Description	Quantity	Price	Accrued Interest	Amount	Currency
Dividends and Interest (continued)								
05/24/19		BOND INTEREST RECEIVED 20033AVA1	248000 COMENITY CAP BK SALT LAKE CITY UTAH CTF DEP ACT/365 1.700% 07/24/19 B/E DTD 07/24/17 RD 05/09 PD 05/24/19				346.52	USD
05/28/19		BOND INTEREST RECEIVED 32112UCU3	245000 FIRST NATL BK MCGREGOR TEX CTF DEP ACT/365 MONTHLY 2.650% 02/01/21 B/E DTD 01/31/19 RD 05/27 PD 05/28/19				533.63	USD
05/28/19		BOND INTEREST RECEIVED 32117BCM8	248000 FIRST NATL BK DAMARISCOTTA ME CTF DEP ACT/365 3.150% 10/25/21 B/E DTD 10/25/18 CLB RD 05/10 PD 05/25/19				642.08	USD
05/28/19		BOND INTEREST RECEIVED 329864AB8	248000 FIRST NATL BK LONG IS N Y CTF DEP ACT/365 MONTHLY 2.300% 09/30/19 B/E DTD 03/28/18 RD 05/13 PD 05/28/19				468.82	USD
05/28/19		BOND INTEREST RECEIVED 489265AW8	247000 KENNEBEC SVGS BK AUGUSTA ME CTF DEP ACT/365 SEMI-ANNUALLY 1.700% 11/29/19 B/E DTD 11/28/17 RD 05/13 PD 05/28/19				2,082.24	USD
05/28/19		BOND INTEREST RECEIVED 90421MCF8	246000 UMPQUA BK ROSEBURG ORE CTF DEP ACT/365 SEMIANNUAL 2.500% 11/25/19 B/E DTD 05/25/18 RD 05/10 PD 05/25/19				3,049.73	USD
05/28/19		BOND INTEREST RECEIVED 947547JQ9	248000 WEBBANK SALT LAKE CITY UTAH CTF DEP ACT/365 MONTHLY 1.850% 03/30/20 B/E DTD 09/28/17 CLB RD 05/13 PD 05/28/19				377.10	USD
05/29/19	05/28/19	BOND INTEREST ADJUSTMENT 32112UCU3	245000 FIRST NATL BK MCGREGOR TEX CTF DEP ACT/365 MONTHLY 2.650% 02/01/21 B/E RD 05/27 PD 05/28/19 ADJ RATE @ 2.250684				-533.63	USD
05/29/19	05/28/19	BOND INTEREST RECEIVED 32112UCU3	245000 FIRST NATL BK MCGREGOR TEX CTF DEP ACT/365 MONTHLY 2.650% 02/01/21 B/E RD 05/27 PD 05/28/19 ADJ RATE @ 2.250684				551.42	USD
05/29/19		BOND INTEREST RECEIVED 066851WM4	248000 BAR HBR BK & TR ME CTF DEP ACT/365 MONTHLY 2.700% 03/29/22 B/E DTD 03/29/19 CLB RD 05/14 PD 05/29/19				550.36	USD

Transactions by Type of Activity (continued)

Process/ Settlement Date	Trade/ Transaction Date	Activity Type	Description	Quantity	Price	Accrued Interest	Amount	Currency
Dividends and Interest (continued)								
05/29/19		BOND INTEREST RECEIVED 3495FTBZ1	248000 FORTIS PRIVATE BK DENVER CO CTF DEP ACT/365 2.700% 03/29/22 B/E DTD 03/29/19 CLB RD 05/14 PD 05/29/19				550.36	USD
05/29/19		BOND INTEREST RECEIVED 58733AES4	248000 MERCANTIL BK NATL ASSN CORAL GABLES FLA CTF DEP ACT/365 MONTHLY 2.200% 12/29/20 B/E DTD 12/29/17 RD 05/14 PD 05/29/19				448.44	USD
05/29/19		BOND INTEREST RECEIVED 86063QAD7	248000 STIFEL BK & TR ST LOUIS MO CTF DEP ACT/365 2.550% 03/30/20 B/E DTD 03/29/18 RD 05/14 PD 05/29/19				519.78	USD
05/29/19		BOND INTEREST RECEIVED 92834KAV6	248000 VIST BK WYOMISSING PA CTF DEP ACT/365 MONTHLY 2.550% 04/29/22 B/E DTD 04/29/19 CLB RD 05/14 PD 05/29/19				519.78	USD
05/30/19		BOND INTEREST RECEIVED 59013JD22	248000 MERRICK BK SOUTH JORDAN UTAH CTF DEP ACT/365 MONTHLY 1.700% 10/30/19 B/E DTD 10/30/17 RD 05/15 PD 05/30/19				346.52	USD
05/30/19		BOND INTEREST RECEIVED 63861NAK1	248000 NATIONWIDE BK COLUMBUS OHIO CTF DEP ACT/365 MONTHLY 1.850% 02/28/20 B/E DTD 11/30/17 RD 05/15 PD 05/30/19				377.10	USD
05/30/19		BOND INTEREST RECEIVED 91330ABJ5	248000 UNITY BK CLINTON NJ CTF DEP ACT/365 MONTHLY 1.950% 07/30/19 B/E DTD 01/30/18 RD 05/29 PD 05/30/19				397.48	USD
05/31/19		BOND INTEREST RECEIVED 31931TEL5	247000 FIRST BK SOUTHN PINES NORTH CAROLINA CTF DEP ACT/365 1.700% 05/31/19 B/E DTD 05/31/17 RD 05/16 PD 05/31/19				356.63	USD
Total Dividends and Interest						\$0.00	\$37,569.46	USD
Distributions								
05/09/19		SECURITY REDEEMED 81500JAN3	SECURITY ST BK FARWELL TEX CTF DEP ACT/365 MONTHLY 3.000% 08/09/21 B/E DTD 08/08/18 CLB	-248,000.000			248,000.00	USD
05/24/19		SECURITY REDEEMED 17801DDTO	CITY NATL BK FLA MIAMI CTF DEP ACT/365 AT-MATURITY 2.200% 05/24/19 B/E DTD 05/24/18 ACCOUNT REDEMPTION	-244,000.000			244,000.00	USD
05/31/19		SECURITY REDEEMED 31931TEL5	FIRST BK SOUTHN PINES NORTH CAROLINA CTF DEP ACT/365 1.700% 05/31/19 B/E DTD 05/31/17 ACCOUNT REDEMPTION	-247,000.000			247,000.00	USD
Total Distributions						\$0.00	\$739,000.00	USD



May 1, 2019 - May 31, 2019
MEDINA CITY SCHOOLS

Transactions by Type of Activity (continued)

Process/ Settlement Date	Trade/ Transaction Date	Activity Type	Description	Quantity	Price	Accrued Interest	Amount	Currency
Cash Withdrawals and Deposits								
05/02/19		ELECTRONIC TRANSACTION USD999997	SEND TO BANK FOR ACH ACH HUNTINGTON NATIONAL BANK				-3,537.23	USD
05/07/19		ELECTRONIC TRANSACTION USD999997	SEND TO BANK FOR ACH ACH HUNTINGTON NATIONAL BANK				-5,250.52	USD
05/08/19		ELECTRONIC TRANSACTION USD999997	SEND TO BANK FOR ACH ACH HUNTINGTON NATIONAL BANK				-248,968.22	USD
05/15/19		ELECTRONIC DEPOSIT USD999997	RECV FR BANK FOR ACH ACH HUNTINGTON NATIONAL BANK				248,000.00	USD
05/20/19		ELECTRONIC TRANSACTION USD999997	SEND TO BANK FOR ACH ACH HUNTINGTON NATIONAL BANK				-7,351.40	USD
05/23/19		ELECTRONIC TRANSACTION USD999997	SEND TO BANK FOR ACH ACH HUNTINGTON NATIONAL BANK				-3,509.73	USD
05/24/19		ELECTRONIC TRANSACTION USD999997	SEND TO BANK FOR ACH ACH HUNTINGTON NATIONAL BANK				-249,714.52	USD
05/29/19		ELECTRONIC TRANSACTION USD999997	SEND TO BANK FOR ACH ACH HUNTINGTON NATIONAL BANK				-9,742.32	USD
05/31/19		ELECTRONIC TRANSACTION USD999997	SEND TO BANK FOR ACH ACH HUNTINGTON NATIONAL BANK				-248,477.73	USD
Total Cash Withdrawals and Deposits						\$0.00	-\$528,551.67	USD
Total Value of Transactions						\$0.00	-\$247,982.21	USD

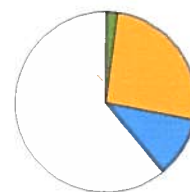
The price and quantity displayed may have been rounded.

Fixed Income Analysis

Bond Quality

Bond Quality	Market Value	% of Bond Market Value
Not Rated	15,346,787.16	100%
Total	15,346,787.16	100%

Bond Maturity Schedule



Bond Maturity	Market Value	% of Bond Market Value
Within 1 month	247,957.84	2%
1 to 6 months	3,957,565.45	26%
7 to 12 months	1,730,766.78	11%
1 to 5 years	9,410,497.09	61%
Total	15,346,787.16	100%

Percentages of bond market values are rounded to the nearest whole percentage.

Bond quality ratings reflect Moody's or Standard and Poor's ratings. Bonds may be rated by other services. Bonds that are in default are not included. Please refer to your Portfolio Holdings section.

You are 100% invested in bonds with a bond quality of Not Rated.

Messages

Although a money market mutual fund seeks to preserve the value of your investment at \$1 per share, it is possible to lose money by investing in a money market mutual fund. Shares of a money market mutual fund or the balance of a bank deposit product held in your brokerage account may be liquidated upon request with the proceeds credited to your brokerage account. Please see the money market mutual fund's prospectus or the bank deposit product's disclosure document or contact your advisor for additional information. Pursuant to SEC Rule 10b-10(b)(1) confirmations are not sent for purchases into money market mutual funds processed on the sweep platform.

Cash Not Yet Received

Security	Record Date	Payable Date	Quantity Held	Rate	Dividend Option	Amount of Payment
Interest						
ALLEGIANCE BK HOUSTON TEX CTF DEP ACT/365	05/29/19	06/13/19	246,000.000	0.013962	Cash	3,434.56
BELMONT BK & TR CO CHICAGO IL CTF DEP ACT/365 MONTHLY	05/22/19	06/06/19	248,000.000	0.001444	Cash	358.07
CTBC BK CORP USA LOS ANGELES CALIF CTF DEP ACT/365	05/31/19	06/15/19	246,000.000	0.014959	Cash	3,679.89
CAPITAL BK N A ROCKVILLE MD CTF DEP ACT/365	05/29/19	06/13/19	248,000.000	0.002208	Cash	547.64
CHIPPEWA VY BK WINTER WIS CTF DEP ACT/365 MONTHLY	05/22/19	06/06/19	248,000.000	0.002548	Cash	631.89
ENERBANK USA SALT LAKE CITY UTAH CTF DEP ACT/365 MONTHLY	05/31/19	06/15/19	248,000.000	0.001444	Cash	358.07
MAGNOLIA BK INC KY CTF DEP ACT/365 MONTHLY	05/28/19	06/12/19	248,000.000	0.001486	Cash	368.60
MAIN STR BK BINGHAM FARMS MI CTF DEP ACT/365	05/20/19	06/04/19	248,000.000	0.002463	Cash	610.83



May 1, 2019 - May 31, 2019
MEDINA CITY SCHOOLS**Cash Not Yet Received (continued)**

Security	Record Date	Payable Date	Quantity Held	Rate	Dividend Option	Amount of Payment
Interest (continued)						
MIDLAND STS BK EFFINGHAM ILL CTF DEP ACT/365	05/30/19	06/14/19	248,000.000	0.001571	Cash	389.67
PINNACLE BK NASHVILLE TENN CTF DEP ACT/365 MONTHLY	05/31/19	06/15/19	248,000.000	0.002166	Cash	537.11
STERLING BK POPLAR BLUFF MO CTF DEP ACT/365 MONTHLY	05/24/19	06/08/19	248,000.000	0.001486	Cash	368.60
WASHINGTON SVGS BK LOWELL MA CTF DEP ACT/365 MONTHLY	05/30/19	06/14/19	248,000.000	0.002336	Cash	579.23

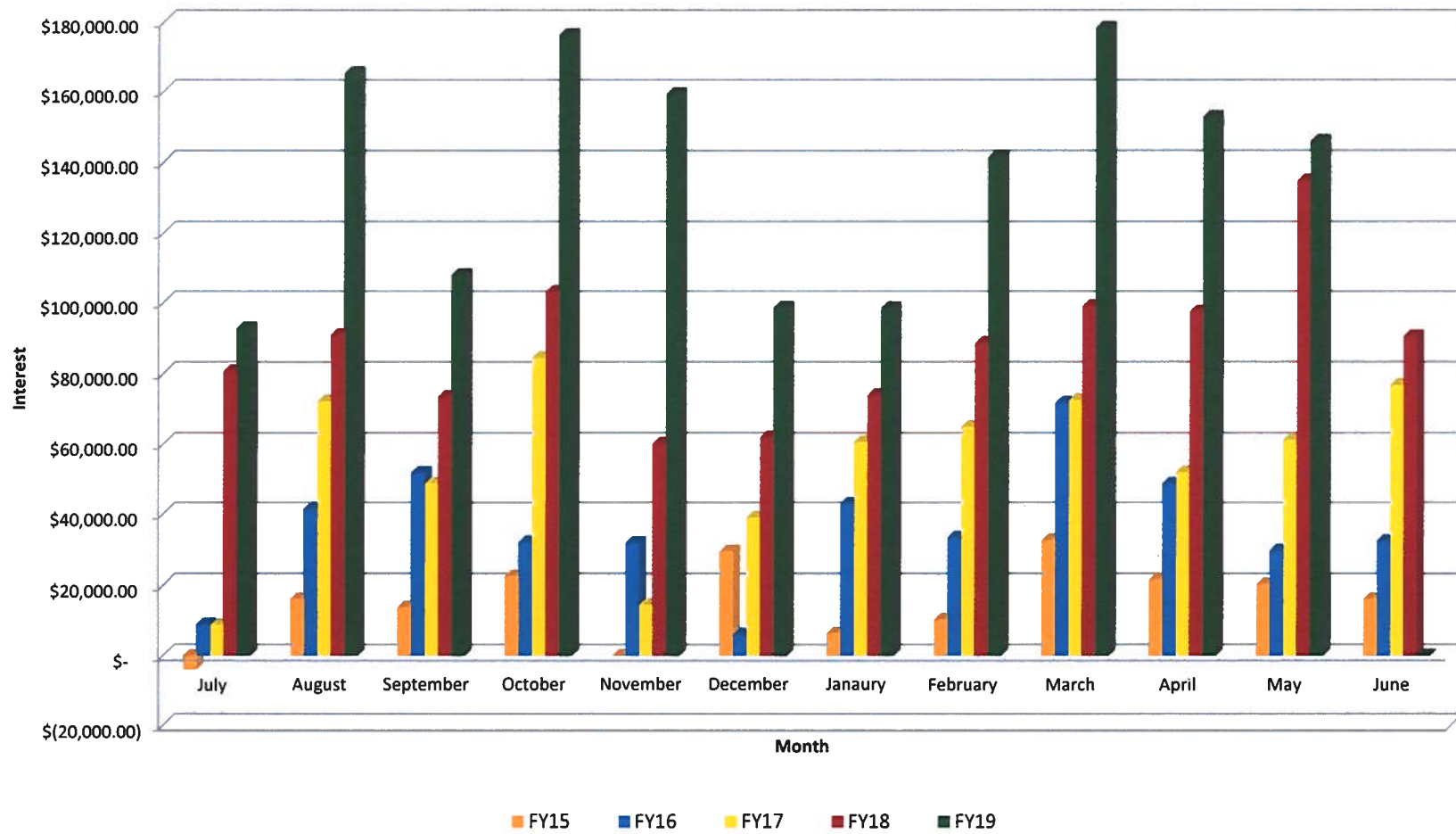
Total Cash Not Yet Received**\$11,864.16**

Assets shown here are not reflected in your account. This information has been received from sources we believe to be reliable. Pershing does not guarantee the accuracy of the information.

Important Information and Disclosures**The Role of Pershing**

- Pershing carries your account as clearing broker pursuant to a clearing agreement with your financial institution. Pershing may accept from your financial institution without inquiry or investigation (i) orders for the purchase and sale of securities and other property and (ii) any other instructions concerning your account. Pershing is not responsible or liable for any acts or omissions of your financial institution or its employees and it does not supervise them. Pershing provides no investment advice nor does it assess the suitability of any transaction or order. Pershing acts as the agent of your financial institution and you agree that you will not hold Pershing or any person controlling or under common control with it liable for any investment losses incurred by you.
- Pershing performs several key functions at the direction of your financial institution. It acts as custodian for funds and securities you may deposit with it directly or through your financial institution or that it receives as the result of securities transactions it processes.
- Your financial institution is responsible for adherence to the securities laws, regulations and rules which apply to it regarding its own operations and the supervision of your account, its sales representatives and other personnel. Your financial institution is also responsible for approving the opening of accounts and obtaining account documents; the acceptance and, in certain instances, execution of securities orders; the assessment of the suitability of those transactions, where applicable; the rendering of investment advice, if any, to you and in general, for the ongoing relationship that it has with you.
- Inquiries concerning the positions and balances in your account may be directed to the Pershing Customer Service Department at (201) 413-3333. All other inquiries regarding your account or activity should be directed to your financial institution. Your financial organization's contact information can be found on the first page of this statement.
- For a description of other functions performed by Pershing please consult the Disclosure Statement provided to you upon the opening of your account. This notice is not meant as a definitive enumeration of every possible circumstance, but as a general disclosure. If you have any questions regarding this notice or if you would like additional copies of the Disclosure Statement, please contact your financial institution.
- Pershing is a member of the Securities Investor Protection Corporation (SIPC®). Please note that SIPC does not protect against loss due to market fluctuation. In addition to SIPC protection, Pershing provides coverage in excess of SIPC limits. For more detailed information please visit: www.pershing.com/about/strength-and-stability.
- This statement will be deemed conclusive. You are advised to report any inaccuracy or discrepancy (including unauthorized trading) promptly, but no later than ten days after receipt of this statement, to your financial organization and Pershing. Please be advised that any oral communication should be re-confirmed in writing to further protect your rights, including your rights under the Securities Investor Protection Act.

Total Monthly Interest Earnings



F I N A N C I A L S U M M A R Y R E P O R T
Processing Month: May 2019
MEDINA CITY SCHOOL DISTRICT

Fnd	Scc	Description	Beginning Balance	MTD Revenues	FYTD Revenues	MTD Expenditures	FYTD Expenditures	Current Available Balance
001	0000	GENERAL FUND	40,167,539.65	4,322,508.92	69,395,268.47	5,812,690.10	68,915,221.53	40,647,586.59
002	0000	BOND RETIREMENT	1,182,040.17	.00	474,006.99	.00	1,389,890.13	266,157.03
002	9000	BOND RETIREMENT - NEW ELE	3,827,987.43	212,071.85	3,752,209.55	680,393.25	4,240,362.46	3,339,834.52
002	9012	LOCAL SALES TAX RETIREMEN	.00	.00	1,278,065.02	460,605.84	1,738,670.86	460,605.84-
002	9014	CONSOLIDATION - ENERGY &	.00	17,806.25	344,806.24	.00	344,806.24	.00
003	0000	PERMANENT IMPROVEMENT FUN	126,628.88	.00	.00	.00	634.27	125,994.61
003	9000	PERMANENT IMPROVEMENT FUN	989.14	.00	8,000.00	.00	388.00	8,601.14
003	9001	MEDINA CITY REC CENTER-PE	593,959.31	.00	104,383.94	2,090.00-	96,779.65	601,563.60
006	0000	LUNCHROOM FUND	38,757.65	252,859.29	2,178,901.92	194,654.83	2,200,934.32	16,725.25
007	9004	COLLINS SCHOLARSHIP/POST-	185.01	64.72	18,350.75	.00	.00	18,535.76
007	9110	ART TRUST - GARFIELD	10,300.89	37.22	358.05	.00	.00	10,658.94
007	9111	CHARLES STANGEL SCHOLARSH	.00	.00	500.00	.00	.00	500.00
007	9333	RIOS STUDENT LEADER SCHOL	27,351.81	111.28	4,519.71	.00	.00	31,871.52
007	9901	BIXLER SCHOLARSHIP FUND	125.00	.00	.00	.00	.00	125.00
008	9002	KANEHL MUSIC TRUST	28,768.25	86.07	862.53	.00	.00	29,630.78
008	9003	RICHARD HOFFMAN COLLINS M	636,337.81	.00	.00	.00	.00	636,337.81
008	9112	ELAINE BUSHMAN FUND	17,752.58	43.82	421.58	.00	.00	18,174.16
009	9000	STAR	2,051.25	838.80	27,364.95	30,243.50	30,243.50	827.30-
009	9110	UNIFORM SUPPLIES GARFIELD	7,654.37	194.10	4,982.75	947.62	2,213.46	10,423.66
009	9120	UNIFORM SUPPLIES - CANAVA	7,885.49	242.60	7,978.05	26.73	4,256.85	11,606.69
009	9130	UNIFORM SUPPLIES - FENN	17,911.19	394.10	8,344.38	583.06	9,331.94	16,923.63
009	9140	UNIFORM SUPPLIES - HERITA	4,052.08	565.65	8,388.50	577.63	4,689.76	7,750.82
009	9160	UNIFORM SUPPLIES - BLAKE	75.40	526.85	10,222.05	940.67	4,609.56	5,687.89
009	9170	UNIFORM SUPPLIES - RALPH	11,797.12	13.35-	12,653.45	249.61	6,055.02	18,395.55
009	9180	UNIFORM SUPPLIES - ELIZA	5,530.88	303.50	9,897.35	499.47	4,446.50	10,981.73
009	9200	UNIFORM SUPPLIES - CLAGGE	52,107.78	564.00	21,674.40	1,234.18	32,113.14	41,669.04
009	9210	UNIFORM SUPPLIES - A.I. R	9,657.05	502.10	26,450.35	1,793.90	28,530.34	7,577.06
009	9300	UNIFORM SUPPLIES - SENIOR	22,804.73	1,853.00	146,989.87	15,194.23	111,396.39	58,398.21
009	9304	AVIATION/PHOTOGRAPHY	3.87	.00	.00	.00	.00	3.87
014	9016	MEDINA CNTY JUV DET CNTR	79,227.24	22,950.00	190,223.28	22,694.74	266,759.22	2,691.30
014	9111	CFIT FY11	5,550.01	.00	.00	.00	.00	5,550.01
014	9116	EVOLVE	184,406.84	45,630.00	872,975.00	92,885.96	780,671.54	276,710.30
016	0000	EMERGENCY LEVY	18,470,574.92	58,422.51	6,726,209.79	310,613.54	3,449,775.12	21,747,009.59
018	0000	PRINT SHOP	6,683.33	.00	.00	.00	.00	6,683.33
018	9000	PUBLIC SCHOOL SUPPORT - S	16.70	.00	.00	.00	.00	16.70
018	9110	PRINCIPAL'S FUND - GARFIE	36,598.58	136.50	8,540.67	905.63	9,639.51	35,499.74
018	9111	GARFIELD SCHOOL STORE	49.99	.00	.00	.00	.00	49.99
018	9113	GARFIELD MEDIA CENTER	810.24	.00	923.37	.00	907.15	826.46
018	9120	PRINCIPAL - CANAVAN	46,644.11	268.00	7,142.22	1,826.61	11,957.25	41,829.08
018	9122	CANAVAN SCHOOL STORE	586.69	.00	.00	.00	.00	586.69
018	9123	BOOK FAIR - CANAVAN	2,376.32	26.00	5,386.64	.00	4,777.25	2,985.71
018	9130	PRINCIPAL - FENN	29,614.17	154.00	11,172.94	154.43	12,125.57	28,661.54
018	9132	FENN SCHOOL STORE	1,243.95	57.07	788.69	50.00-	571.81	1,460.83
018	9133	BOOK FAIR - FENN	598.56	93.54	222.40	.00	.00	820.96
018	9135	MEDINA SKI TEAM - DISTRIC	3,750.04	.00	5,975.00	.00	7,808.70	1,916.34
018	9140	PRINCIPAL'S FUND - HERITA	33,036.16	385.60	15,658.65	714.02	9,345.78	39,349.03

Date: 6/07/19

F I N A N C I A L S U M M A R Y R E P O R T
Processing Month: May 2019
MEDINA CITY SCHOOL DISTRICT

Page: 2
(FINSUM)

Fnd	Sc	Description	Beginning Balance	MTD Revenues	FYTD Revenues	MTD Expenditures	FYTD Expenditures	Current Available Balance
018	9143	HERITAGE MEDIA CENTER	6,292.05	.00	4,228.13	.00	5,984.95	4,535.23
018	9160	PRINCIPAL'S FUND - H G BL	49,340.74	204.00	12,056.65	937.01	19,010.44	42,386.95
018	9161	PBIS - BLAKE	7,394.06	.00	.00	.00	.00	7,394.06
018	9163	BLAKE MEDIA CENTER	15,865.60	53.43	5,879.70	3,072.80	8,653.19	13,092.11
018	9170	PRINCIPALS FUND - RALPH W	71,910.40	706.20	11,654.00	2,233.24	6,935.98	76,628.42
018	9171	WAITE SCHOOL STORE	50.00	.00	.00	.00	.00	50.00
018	9173	MEDIA CENTER RALPH WAITE	5,449.06	17.00	8,502.43	.00	9,727.99	4,223.50
018	9174	FIELD TRIPS RALPH WAITE E	15,209.72	.00	.00	.00	.00	15,209.72
018	9180	PRINCIPALS FUND ELIZA NOR	47,210.96	2,333.00	12,645.86	446.93	5,299.39	54,557.43
018	9181	NORTHROP ELEMENTARY SCHOO	1,681.19	.00	.00	.00	50.00	1,631.19
018	9183	MEDIA CENTER ELIZA NORTH	8,375.80	14.99	6,368.80	50.00-	7,730.85	7,013.75
018	9184	FIELD TRIPS ELIZA NORTHRO	146.00	.00	.00	.00	.00	146.00
018	9200	PRINCIPAL'S FUND - CLAGGE	79,667.58	1,591.00	14,809.25	976.71	15,682.75	78,794.08
018	9203	CLAGGETT M.S. MEDIA CENTE	5,408.59	.00	2,899.23	.00	2,822.72	5,485.10
018	9210	PRINCIPAL'S FUND - ROOT M	34,705.04	190.00	18,665.75	47.93-	15,833.85	37,536.94
018	9211	ROOT M.S. MEDIA CENTER	9,839.79	.00	2,827.85	.00	2,695.57	9,972.07
018	9212	ROOT M.S. - WASHINGTON TR	355.00	.00	.00	.00	.00	355.00
018	9213	SPECIAL FUNDRAISER - ROOT	.02	.00	.00	.00	.00	.02
018	9300	PRINCIPAL'S FUND - SENIOR	47,137.95	1,048.65	13,806.02	3,407.03	19,872.30	41,071.67
018	9301	MEDIA CENTER FUND	1,363.76	.00	.00	.00	.00	1,363.76
018	9302	SPECIAL FUNDRAISER - SENI	37,086.18	.00	.00	.00	.00	37,086.18
018	9303	PERFORMING ARTS	97,571.10	10,108.00	29,433.00	1,176.11	37,089.76	89,914.34
018	9304	BUZZ	16,394.08	1,205.03	11,033.06	1,037.94	11,090.69	16,336.45
018	9305	FLEXIBLE CREDIT FUND	7,634.56	.00	50.00	.00	.00	7,684.56
018	9306	FEED THE BEES	.00	.00	1,392.00	319.53	336.37	1,055.63
018	9884	FACILITY RENTAL	.00	2,995.00	27,785.82	.00	.00	27,785.82
018	9900	INSERVICE - CENTRAL	3,702.01	.00	.00	.00	.00	3,702.01
018	9901	PUBLIC SCHOOL SUPPORT - I	9,540.71	2,250.00	12,250.00	1,003.80	16,004.52	5,786.19
018	9902	INSERVICE - SUPERINTENDEN	24,720.92	.00	.00	.00	.00	24,720.92
018	9903	BOARD/STUDENT DEVELOPMENT	2,800.00	.00	.00	.00	.00	2,800.00
018	9904	WELLNESS FUND	502.00	.00	.00	.00	.00	502.00
018	9905	PUBLIC SCHOOL SUPPORT/STU	52,823.04	.00	8,000.00	.00	7,305.24	53,517.80
018	9906	COMMUNICATIONS - PUBLIC S	2,377.27	.00	500.00	.00	2,362.00	515.27
018	9910	MAINTENANCE DEPARTMENT	3,902.36	.00	.00	.00	.00	3,902.36
018	9914	END OF YEAR	.00	.00	75.00	41.93	41.93	33.07
018	9915	BIKE TO SCHOOL	.00	553.00	1,553.00	954.25	954.25	598.75
018	9916	SPIRIT NIGHT	.00	.00	3,675.00	.00	2,297.52	1,377.48
018	9917	BICENTENNIAL	.00	.00	677.00	553.00	677.00	.00
018	9918	FAMILY FIRST	.00	.00	842.20	.00	842.20	.00
018	9919	STUDENT ART SHOW	.00	.00	250.00	.00	28.47	221.53
018	9920	TRSP FUND	2,241.50	.00	143.31	.00	.00	2,384.81
018	9930	Resource Connection	1,500.00	.00	.00	.00	.00	1,500.00
019	9000	ADAMH GRANT	980.00	.00	6,000.00	1,035.00	6,476.00	504.00
019	9009	MCDAC GRANT FY19	.00	13,519.90	75,019.90	9,790.17	102,038.19	27,018.29-
019	9018	LOWE'S LIGHT UP GARFIELD	48.08	.00	.00	.00	.00	48.08
019	9020	RIF PROGRAM GRANT - NORTH	400.73	.00	.00	.00	.00	400.73

F I N A N C I A L S U M M A R Y R E P O R T
Processing Month: May 2019
MEDINA CITY SCHOOL DISTRICT

Fnd	Sc	Description	Beginning Balance	MTD Revenues	FYTD Revenues	MTD Expenditures	FYTD Expenditures	Current Available Balance
019	9021	JENNINGS - BLAKE - BRYNIA	.82	.00	.00	.00	.00	.82
019	9023	PUBLIC EDUCATION LEADERSH	.01	.00	.00	.00	.00	.01
019	9029	MARTHA HOLDEN JENNINGS GR	6.82	.00	.00	.00	.00	6.82
019	9030	PERFORMANCE BASED ASSESSM	79.76	.00	.00	.00	.00	79.76
019	9031	PBA FY11	256.96	.00	.00	.00	.00	256.96
019	9113	ACS-HACH CHEMISTRY GRANT	96.34	.00	.00	.00	.00	96.34
019	9180	PPG INNOVATIVE CLASSROOM	15.31	.00	.00	.00	.00	15.31
019	9181	FIRST ENERGY GRANT	.00	.00	960.00	.00	959.84	.16
019	9213	VIDEO CLUB GRANT - MHS	2.82	.00	.00	.00	.00	2.82
019	9313	JENNINGS - NORTHROP - MIL	13.86	.00	.00	.00	.00	13.86
019	9413	3M AND OTHER GRANT	152.03	.00	.00	.00	.00	152.03
019	9513	NEA STUDENT ACHIEVEMENT G	191.88	.00	.00	.00	.00	191.88
019	9715	FUEL UP - BLAKE	23.82	.00	.00	.00	.00	23.82
020	9001	TRANSPORTATION ENTERPRISE	61,220.42	3,305.72	30,998.79	7,014.72	17,145.28	75,073.93
022	9000	Unclaimed funds	33,217.15	.00	9.00-	.00	1,307.70	31,900.45
022	9093	DIVERSION PROGRAM FED MON	1,000.00	.00	.00	.00	.00	1,000.00
022	9094	DIVERSION PROGRAM - FED.	1,000.00	.00	.00	.00	.00	1,000.00
022	9300	OH HIGH SCHOOL ATH ASSOC	3,106.23	5,612.00	38,921.67	1,597.92	35,610.77	6,417.13
024	9001	MEDICAL AND DRUG/SELF INS	6,847,635.87	728,166.82	8,026,529.60	664,349.82	7,833,589.77	7,040,575.70
024	9002	DENTAL SELF INSURANCE FUN	357,639.76	56,446.07	619,947.67	56,761.66	623,322.37	354,265.06
024	9094	FLEX PRO	63,113.32	21,981.36	186,899.08	12,358.24	183,830.00	66,182.40
027	0000	WORKMANS COMP.-SELF INS	135,237.63	26,164.47	154,676.11	21,438.33	241,354.14	48,559.60
071	9013	LOCAL SALES TAX PERMANENT	3,368,024.17	.00	3,264,644.56	26,872.72	2,960,610.27	3,672,058.46
200	9110	GARFIELD STUDENT COUNCIL/	678.51	2.45	23.58	.00	.00	702.09
200	9121	ELLA CANAVAN STUDENT COUN	1,058.18	4.17	299.23	.00	163.43	1,193.98
200	9134	FENN STUDENT BUSINESS	8.69	.03	.30	.00	.00	8.99
200	9140	STUDENT COUNCIL - HERITAG	151.19	.55	5.26	.00	.00	156.45
200	9184	NORTHROP ELEMENTARY STUDE	48.39	.17	1.68	.00	.00	50.07
200	9185	K-KIDS KIWANIS ACTIVITY C	6,163.70	132.55	3,850.08	.00	689.96	9,323.82
200	9202	CLAGGETT MIDDLE SCH. STUD	1,651.98	2.90	1,713.13	404.41	2,533.62	831.49
200	9204	CLAGGETT MIDDLE SCHOOL CH	485.90	1.76	16.88	.00	.00	502.78
200	9205	CLAGGETT MIDDLE SCH. BUIL	1,955.42	8.95	841.92	70.67	232.67	2,564.67
200	9209	CLAGGETT MIDDLE SCHOOL DR	19,658.66	79.87	7,207.76	226.49	3,990.15	22,876.27
200	9252	CHEERLEADERS - ROOT M.S.	41.48	.15	1.44	.00	.00	42.92
200	9253	BUILDERS' CLUB - ROOT M.S	3,684.29	157.13-	1,152.19	141.41	207.85	4,628.63
200	9254	HONORS ACADEMY - ROOT	3,504.89	1,351.67	2,589.09	.00	1,549.25	4,544.73
200	9256	DRAMA CLUB - ROOT M.S.	4,660.14	20.21	2,958.68	.00	1,831.50	5,787.32
200	9258	STUDENT COUNCIL - ROOT M.	2,108.13	185.15	3,136.10	13.99	1,848.69	3,395.54
200	9301	YOUNG AMERICANS FOR FREED	3,128.52	.18	17.49	.00	3,095.00	51.01
200	9302	ART CLUB	136.78	.67	522.32	.00	467.75	191.35
200	9303	CULTURAL EXPLORATION	206.06	.66	6.00	.00	23.49	188.57
200	9304	CAREER ASSOCIATION	.37	.00	.00	.00	.00	.37
200	9305	CHEMCLUB	966.23	5.26	785.85	.00	245.52	1,506.56
200	9306	OPERATION SMILE	109.39	.00	3.42	112.81	112.81	.00
200	9307	CHOIR	56,370.48	10,810.89	26,037.01	3,000.00	29,085.01	53,322.48
200	9309	IMPROV CLUB	276.51	1.00	9.60	.00	.00	286.11

Date: 6/07/19

FINANCIAL SUMMARY REPORT
Processing Month: May 2019
MEDINA CITY SCHOOL DISTRICT

Page: 4
(FINSUM)

Fnd	Sec	Description	Beginning Balance	MTD Revenues	FYTD Revenues	MTD Expenditures	FYTD Expenditures	Current Available Balance
200	9310	DELTA EPSILON PHI - NAT'L	.45	.00	.00	.00	.00	.45
200	9312	DRAMA CLUB	31,354.18	127.88	10,463.82	195.58	5,191.75	36,626.25
200	9314	MEDINA OUTDOORS CLUB	.00	.53	151.06	.00	.00	151.06
200	9315	FELLOWSHIP OF CHRISTIAN A	299.84	.01	7.74	54.00	305.94	1.64
200	9318	GIRLS LEADERSHIP CLUB	5,128.27	21.59	1,968.92	96.02	913.25	6,183.94
200	9321	KEY CLUB	37,318.51	170.62	15,237.67	138.80	3,690.55	48,865.63
200	9323	MEDINAMITE	302.43	90.60	1,916.09	343.00	343.00	1,875.52
200	9324	MEDINIAN	33,182.43	583.66	16,044.28	.00	9,512.93	39,713.78
200	9325	MHS BAND	13,924.28	2,479.14	12,641.02	2,841.38	5,904.88	20,660.42
200	9326	NATIONAL HONOR SOCIETY	11,347.80	39.65	2,288.40	1,894.30	2,279.30	11,356.90
200	9327	ORCHESTRA	24,523.59	1,527.28	4,197.84	.00	.00	28,721.43
200	9330	SCIENCE OLYMPIAD CLUB	1,953.65	357.41	2,034.67	862.45	1,956.89	2,031.43
200	9331	SKI CLUB	2.97	.01	.11	.00	.00	3.08
200	9332	SPANISH CLUB	10,465.93	41.09	4,202.85	.00	2,900.11	11,768.67
200	9333	STUDENT COUNCIL	40,707.70	1,643.85	34,488.20	3,418.37	45,451.93	29,743.97
200	9335	LATIN CLUB	2,298.75	.02	5,023.87	.00	7,316.71	5.91
200	9337	AMERICAN SIGN LANGUAGE CL	254.74	.82	104.21	.00	124.30	234.65
200	9339	SPEECH/DEBATE CLUB	15,656.04	2,494.83	19,732.69	437.75	15,387.93	20,000.80
200	9340	S. A. D. D.	1,677.29	6.49	737.06	68.58	555.74	1,858.61
200	9346	PENGUIN BOWL/NOSB	264.07	.74	197.05	.00	250.00	211.12
200	9350	TECHNOLOGY CLUB	483.83	115.01	1,674.27	149.16	1,527.56	630.54
200	9352	VIDEO CLUB - SR HI	7,045.97	26.69	873.66	.00	274.55	7,645.08
200	9353	CHINESE CLUB	909.97	3.34	47.99	.00	.00	957.96
200	9355	GENDER AND SEXUALITY ALLI	1,299.36	204.51	485.79	.00	493.15	1,292.00
200	9380	V O F T	25,124.90	70.88	8,092.97	2,500.00	14,349.23	18,868.64
200	9418	CLASS OF 2018	6,302.61	.00	18.60	219.97	6,321.21	.00
200	9419	CLASS OF 2019	7,057.66	25.66	2,182.32	89.91	1,890.38	7,349.60
200	9420	CLASS OF 2020	4,071.63	28,370.00	48,094.41	37,834.34	39,450.37	12,715.67
200	9421	CLASS OF 2021	1,533.22	11.90	3,773.66	.00	1,897.61	3,409.27
200	9422	CLASS OF 2022	.00	5.82	3,490.71	.00	1,822.59	1,668.12
200	9999	GENERIC STUDENT ACTIV. FD	.01	.00	.00	.00	.00	.01
300	0000	ATHLETIC FUND	188,844.09	15,565.51	298,232.20	15,908.62	324,879.55	162,196.74
300	9110	GARFIELD FIELD TRIPS	2,067.57	5.00-	3,573.00	176.12	5,293.55	347.02
300	9120	CANAVAN FIELD TRIP	1,352.68	300.00	7,878.00	788.00	8,944.64	286.04
300	9121	WORLD WATCHER'S CLUB	7,362.04	.00	.00	.00	.00	7,362.04
300	9130	FENN FIELD TRIPS	517.55	63.50	7,642.50	893.82-	5,645.50	2,514.55
300	9140	HERITAGE FIELD TRIPS	1,136.21	857.00	6,314.00	.00	5,664.00	1,786.21
300	9160	BLAKE FIELD TRIPS	.00	214.00	8,734.00	.00	1,148.42	7,585.58
300	9170	WAITE FIELD TRIPS	.00	878.00	11,492.00	139.52-	12,107.18	615.18-
300	9180	NORTHROP FIELD TRIPS	3,958.79	82.17	8,307.87	42.92	5,401.87	6,864.79
300	9201	CLAGGETT MIDDLE SCH. BAND	26,346.90	.00	15,561.00	520.04	14,312.45	27,595.45
300	9202	CLAGGETT MIDDLE SCH. ORCH	258.00	.00	.00	.00	.00	258.00
300	9203	CLAGGETT MIDDLE SCHOOL LI	370.00	.00	.00	.00	.00	370.00
300	9204	CLAGGETT M.S. CHOIR FUND	634.10	.00	.00	.00	.00	634.10
300	9208	CLAGGETT - 6TH GRADE TRIP	32,331.66	6,932.65	88,034.30	.00	105,568.54	14,797.42
300	9250	ROOT M.S. BAND FUND	17,207.62	.00	19,647.00	2,484.64	17,649.69	19,204.93

Date: 6/07/19

F I N A N C I A L S U M M A R Y R E P O R T
Processing Month: May 2019
MEDINA CITY SCHOOL DISTRICT

Page: 5
(FINSUM)

Fnd	Sec	Description	Beginning Balance	MTD Revenues	FYTD Revenues	MTD Expenditures	FYTD Expenditures	Current Available Balance
300	9251	ROOT M.S. ORCHESTRA FUND	1,238.65	.00	8.00	.00	.00	1,246.65
300	9252	ROOT M.S. CHOIR FUND	3,270.15	.00	.00	.00	.00	3,270.15
300	9253	ROOT M.S. BEEHIVE	776.13	141.30	1,048.07	.00	462.71	1,361.49
300	9258	ROOT - DISTRICT SUPERVISE	107,604.61	73,275.00	135,405.87	9,480.00	120,749.10	122,261.38
300	9301	BOWLING CLUB	.00	.00	2,800.00	.00	2,800.00	.00
300	9302	MENS VOLLEYBALL	9,818.29	1,110.00	7,769.00	2,113.80	8,645.03	8,942.26
300	9303	HUDDLE/SHUDDLE	1,318.22	.00	1,754.89	73.02	647.91	2,425.20
300	9304	LINK CREW	3,477.17	2,250.00	2,350.00	785.84	2,614.53	3,212.64
300	9313	DRAMA/MUSICAL	11,069.51	.00	5,538.00	.00	9,628.20	6,979.31
300	9325	MHS BAND TRIP	7,171.20	.00	.00	.00	.00	7,171.20
300	9334	BEEHIVE CAFE	18,050.78	1,612.56	18,595.85	1,134.60	17,064.40	19,582.23
300	9390	GLOBAL TRIPS	.00	200.00	3,000.00	3,000.00	3,000.00	.00
300	9410	SPARKLE CHEERLEADING	1,768.10	.00	1,935.56	200.00	3,330.67	372.99
401	9017	AUXILIARY FUNDS/ST FRANCI	37.41	.00	.00	.00	.00	37.41
401	9018	AUXILIARY FUNDS/ST FRANCI	72,216.62	.00	110.03	.00	72,326.65	.00
401	9019	AUXILIARY FUNDS/ST FRANCI	.00	428.08	424,674.84	42,051.58	302,070.14	122,604.70
401	9027	AUX FUNDS NURTURY	72.90	.00	.00	.00	.00	72.90
401	9038	AUX FUNDS MCA	24,013.56	.00	.79	.00	24,014.35	.00
401	9039	AUX FUNDS MCA	.00	111.05	186,189.31	6,741.50	154,383.01	31,806.30
401	9048	AUX FUNDS KIDS COUNTRY	9,770.07	.00	3.88	.00	9,773.95	.00
401	9049	AUX FUNDS KIDS COUNTRY	.00	35.72	12,629.25	.00	2,397.58	10,231.67
401	9066	SM WONDERS	1,644.12	.00	.00	.00	.00	1,644.12
432	9097	MANAGE. INFO. SYS. FUND	.80	.00	.00	.00	.00	.80
450	9008	SCHOOLNET PLUS FY2008: GR	1.00	.00	.00	.00	.00	1.00
451	9013	CONNECTIVITY 2013	800.00	.00	.00	.00	.00	800.00
451	9018	CONNECTIVITY FY18	564.00	.00	.00	.00	.00	564.00
451	9019	CONNECTIVITY	.00	.00	19,800.00	.00	.00	19,800.00
452	9008	SCHOOLNET PROFESSIONAL DE	66.15	.00	.00	.00	.00	66.15
499	9012	INTERN PSYCH FY12	45.81	.00	.00	.00	.00	45.81
499	9013	INTERN PSYCH FY13	39.97	.00	.00	.00	.00	39.97
499	9018	STRATEGIES SECONDARY TRAN	3,129.00	.00	3,129.00	.00	6,258.00	.00
499	9019	SCHOOL SAFETY	.00	.00	37,148.75	.00	.00	37,148.75
499	9024	LOCAL GOVERNMENT INNOVATI	7,750.00	.00	.00	.00	.00	7,750.00
499	9039	INTERN PSYCHOLOGIST GRANT	2.20	.00	.00	.00	.00	2.20
499	9112	E-TECH BLENDED LEARNING G	321.71	.00	.00	.00	.00	321.71
506	9014	RESIDENT EDUCATOR GRANT	950.00	.00	.00	.00	.00	950.00
516	9015	TITLE VI-B	2,690.82	.00	.00	.00	.00	2,690.82
516	9016	TITLE VI-B	229.90	.00	.00	.00	.00	229.90
516	9018	TITLE VI-B	13,049.04	.00	259,879.07	.00	272,928.11	.00
516	9019	TITLE VI-B	.00	221,838.30	1,016,810.75	102,567.46	1,074,386.82	57,576.07-
551	9119	TITLE III LEP	.00	.00	8,117.28	.00	8,117.28	.00
572	9018	TITLE I	24,632.47	.00	83,389.25	.00	108,021.72	.00
572	9019	TITLE I	.00	82,193.89	337,423.11	42,128.43	361,695.28	24,272.17-
572	9116	TITLE I-D	2.83	.00	.00	.00	.00	2.83
572	9118	TITLE I-D	30,330.50	.00	39,740.62	.00	70,071.12	.00
572	9119	TITLE I-D	.00	3,789.61	16,948.75	4,647.46	20,705.57	3,756.82-

Date: 6/07/19

F I N A N C I A L S U M M A R Y R E P O R T
Processing Month: May 2019
MEDINA CITY SCHOOL DISTRICT

Page: 6
(FINSUM)

Fnd	Sec	Description	Beginning Balance	MTD Revenues	FYTD Revenues	MTD Expenditures	FYTD Expenditures	Current Available Balance
587	9018	PRESCHOOL	10,962.06	.00	13,554.49	.00	24,516.55	.00
587	9019	PRESCHOOL	.00	8,200.62	36,402.57	4,663.67	39,044.86	2,642.29-
587	9119	6B RESTORATION - PRESCHOO	.00	219.86	2,751.27	.00	2,751.27	.00
590	9018	TITLE II-A	9,793.01	.00	33,086.29	.00	42,879.30	.00
590	9019	TITLE II-A	.00	12,592.16	65,522.81	4,331.48	67,639.45	2,116.64-
599	9018	TITLE IV-A STUDENT SUPPOR	738.14	.00	1,721.43	.00	2,459.57	.00
599	9019	TITLE IV-A STUDENT SUPPOR	.00	4,832.09	28,054.13	2,508.76	29,726.91	1,672.78-
Grand Total All Funds			78,299,035.55	6,306,739.84	101841,470.66	8,745,998.47	99513,401.07	80627,105.14
Total Invested Funds			.00					

Date: 6/07/2019

C H E C K R E G I S T E R
Processing Month: May 2019
MEDINA CITY SCHOOL DISTRICT

Page: 1
(CHKREG)

Check#	Check Date	Org Sta	Vendor Paid	Check Amount	Status Date
008611	05/07/2019	M/M	MEMO - U.S. BANK PURCHASE CARD	39,962.86	
008612	05/10/2019	M/M	MEMO --S T R S	77,783.65	
008613	05/10/2019	M/M	MEMO --S E R S	3,905.82	
008614	05/10/2019	M/M	MEMO -MEDINA CITY SCHOOLS	320,258.95	
008615	05/10/2019	M/M	MEMO - HUNTINGTON NAT'L BANK	28,387.76	
008616	05/10/2019	M/M	MEMO - BUREAU WORK COMP	5,787.98	
008617	05/01/2019	M/M	GORDON FOOD SERVICE	5,942.63	
008618	05/01/2019	M/M	GORDON FOOD SERVICE	464.98	
008619	05/09/2019	M/M	GORDON FOOD SERVICE	3,672.45	
008620	05/09/2019	M/M	GORDON FOOD SERVICE	605.11	
008621	05/02/2019	M/M	MEMO - MEDICAL MUTUAL	91,107.10	
008622	05/07/2019	M/M	MEMO - MEDICAL MUTUAL	216,141.92	
008623	05/10/2019	M/M	OHIO DEPT OF ED - MEMO CK	113,405.71	
008624	05/10/2019	M/M	MEMO MET LIFE INSURANCE	4,766.43	
008625	05/13/2019	M/M	MEMO - MEDICAL MUTUAL	101,070.52	
008626	05/10/2019	M/M	MEMO MET LIFE INSURANCE	56,761.66	
008627	05/15/2019	M/M	GORDON FOOD SERVICE	4,753.73	
008628	05/15/2019	M/M	GORDON FOOD SERVICE	460.46	
008629	05/20/2019	T/T	MEMO -MEDINA CITY SCHOOLS	17,806.25	
008630	05/20/2019	T/T	MEMO -MEDINA CITY SCHOOLS	553.00	
008631	05/17/2019	M/M	MEMO - MEDICAL MUTUAL	155,764.69	
008632	05/21/2019	M/M	GORDON FOOD SERVICE	5,579.17	
008633	05/21/2019	M/M	GORDON FOOD SERVICE	365.02	
008634	05/24/2019	M/M	OHIO DEPT OF ED - MEMO CK	128,907.84	
008635	05/24/2019	M/M	MEMO --S T R S	82,100.80	
008636	05/24/2019	M/M	MEMO --S E R S	3,855.85	
008637	05/24/2019	M/M	MEMO -MEDINA CITY SCHOOLS	319,583.70	
008638	05/24/2019	M/M	MEMO - HUNTINGTON NAT'L BANK	30,343.53	
008639	05/24/2019	M/M	MEMO - BUREAU WORK COMP	20,376.49	
008640	05/29/2019	M/M	MEMO - BANK OF NEW YORK	1,140,999.09	
008641	05/29/2019	M/M	MEMO - MEDICAL MUTUAL	96,517.09	
008642	05/28/2019	M/M	SYSCO CLEVELAND INC	35,374.79	
008643	05/28/2019	M/M	SYSCO CLEVELAND INC	1,592.87	
008644	05/30/2019	M/M	GORDON FOOD SERVICE	1,736.00	
008645	05/30/2019	M/M	GORDON FOOD SERVICE	69.92	
008646	05/31/2019	M/V	MEMO - BUREAU WORK COMP	20,075.64	05/31/2019
008647	05/31/2019	M/M	MEMO - P & A ADMINISTRATIVE	11,424.24	
008648	05/31/2019	M/M	STRS	473,266.00	
008649	05/31/2019	M/M	SERS - MEMO	128,578.00	
008650	05/31/2019	M/M	MEMO - BUREAU WORK COMP	18,191.33	
627852	05/13/2019	W/R	ABDO PUBLISHING COMPANY	3,072.80	05/22/2019
627853	05/13/2019	W/R	ACHIEVEMENT ADVANTAGE	1,050.00	05/16/2019
627854	05/13/2019	W/R	ADVANCE AUTO PARTS	355.77	05/20/2019
627855	05/13/2019	W/R	AMERICAN LEGION POST 202	45.00	05/17/2019
627856	05/13/2019	W/R	ANGELA NUCKOLS	927.50	05/15/2019
627857	05/13/2019	W/R	APPLIED MSS	1,353.86	05/16/2019
627858	05/13/2019	W/R	AQUACLEAR	46.00	05/16/2019
627859	05/13/2019	W/R	ARDENT PIANO	75.00	05/20/2019
627860	05/13/2019	W/R	ARMSTRONG CABLE	149.95	05/16/2019
627861	05/13/2019	W/R	BARNES & NOBLE BOOKSELLERS,	997.12	05/20/2019
627862	05/13/2019	W/R	BAUMSPAGE.COM, LLC	17.00	05/28/2019
627863	05/13/2019	W/R	BLICK ART MATERIALS LLC	754.91	05/16/2019

Date: 6/07/2019

C H E C K R E G I S T E R
Processing Month: May 2019
MEDINA CITY SCHOOL DISTRICT

Page: 2
(CHKREG)

Check#	Check Date	Org Sta	Vendor Paid	Check Amount	Status Date
627864	05/13/2019	W/R	BOOKSOURCE	682.67	05/17/2019
627865	05/13/2019	W/R	DAIRYMENS	1,688.81	05/16/2019
627866	05/13/2019	W/R	BSN SPORTS LLC	2,468.49	05/16/2019
627867	05/13/2019	W/R	CARDINAL BUS SALES &	1,462.47	05/16/2019
627868	05/13/2019	W/R	CENTERRA CO-OP	17,814.04	05/20/2019
627869	05/13/2019	W/R	CENTRAL INSTRUMENT CO.	719.33	05/16/2019
627870	05/13/2019	W/R	CHARLOTTE KOLKE	7.07	05/15/2019
627871	05/13/2019	W/R	CHIPPEWA VALLEY HARDWOODS	128.40	05/24/2019
627872	05/13/2019	W/R	CHRISTOPHER HAWK	12.31	05/15/2019
627873	05/13/2019	W/R	CINTAS FIRST AID & SAFETY	234.16	05/17/2019
627874	05/13/2019	W/R	CINTAS CORPORATION	337.21	05/17/2019
627875	05/13/2019	W/R	CLEVELAND MUSEUM OF NAT.HIST.	240.00	05/22/2019
627876	05/13/2019	W/R	COLLINCARESCURECANCER CORP	500.00	05/17/2019
627877	05/13/2019	W/R	CYNTHIA M SHEVEL	1,545.00	05/16/2019
627878	05/13/2019	W/R	DAMON INDUSTRIES INC	6,823.30	05/17/2019
627879	05/13/2019	W/R	DAWNCEM INC	65.96	05/16/2019
627880	05/13/2019	W/R	DECKER EQUIPMENT	127.38	05/16/2019
627881	05/13/2019	W/R	DELTA EDUCATION LLC	15.34	05/17/2019
627882	05/13/2019	W/R	DEMCO INC	318.23	05/20/2019
627883	05/13/2019	W/R	ELECTRICAL APPLIANCE REPAIR	69.05	05/21/2019
627884	05/13/2019	W/R	FRANKLIN COVEY	42.91	05/24/2019
627885	05/13/2019	W/R	FINE-LINE COMMUNICATIONS INC.	1,780.00	05/23/2019
627886	05/13/2019	W/R	OASBO - FIVE COUNTY	20.00	05/21/2019
627887	05/13/2019	W/R	FRAN SCHOEN	6,890.00	05/17/2019
627888	05/13/2019	W/R	FRONTIER	5,751.31	05/20/2019
627889	05/13/2019	W/R	GRIZZLY AUTO & TIRE	771.30	05/17/2019
627890	05/13/2019	W/R	HARRISON FORD INC	41.03	05/17/2019
627891	05/13/2019	W/R	HERSHEY CREAMERY CO	1,477.68	05/21/2019
627892	05/13/2019	W/R	INNOVATIVE SOLUTIONS	1,988.50	05/21/2019
627893	05/13/2019	W/R	JACOB CIULLA	146.00	05/17/2019
627894	05/13/2019	W/R	JENNIFER ENGLER	274.29	05/15/2019
627895	05/13/2019	W/R	JESSICA SCHAFFER MEMORIAL FUND	1,000.00	05/16/2019
627896	05/13/2019	W/R	JOSHEN PAPER & PACKAGING	1,613.21	05/16/2019
627897	05/13/2019	W/R	JUDITH NIGHTINGALE	44.53	05/15/2019
627898	05/13/2019	W/W	JW PEPPER & SON, INC.	171.98	
627899	05/13/2019	W/R	KARON LIPPINCOTT	46.44	05/15/2019
627900	05/13/2019	W/R	KIMBERLY BEARD	26.91	05/15/2019
627901	05/13/2019	W/R	KRISTINE QUALLICH	143.88	05/15/2019
627902	05/13/2019	W/R	LODI LUMBER CO	29.85	05/16/2019
627903	05/13/2019	W/R	MACKIN EDUCATIONAL RESOURCES	384.43	05/20/2019
627904	05/13/2019	W/R	MAGICAL THEATRE COMPANY	54.00	05/28/2019
627905	05/13/2019	W/R	MASTER TEACHER INC	272.90	05/17/2019
627906	05/13/2019	W/R	MCMASTER-CARR	655.39	05/16/2019
627907	05/13/2019	W/R	MCS FOOD SERVICE DEPT.	257.56	05/14/2019
627908	05/13/2019	W/R	MEDINA ATHLETIC BOOSTER CLUB	1,726.66	05/21/2019
627909	05/13/2019	W/R	MEDINA CITY SCHOOLS FOUNDATION	1,000.00	05/20/2019
627910	05/13/2019	W/R	MEDINA HARDWARE, INC	545.09	05/20/2019
627911	05/13/2019	W/R	MELISSA ALICE COTTAGE	306.00	05/15/2019
627912	05/13/2019	W/R	MNJ TECHNOLOGIES DIRECT INC	1,140.00	05/17/2019
627913	05/13/2019	W/R	MONTVILLE POLICE DEPARTMENT	46.00	05/28/2019
627914	05/13/2019	W/R	MUSIC THERAPY ENRICHMENT	1,003.00	05/28/2019
627915	05/13/2019	W/R	NICKLES BAKERY	718.45	05/17/2019

Date: 6/07/2019

C H E C K R E G I S T E R
Processing Month: May 2019
MEDINA CITY SCHOOL DISTRICT

Page: 3
(CHKREG)

Check#	Check Date	Org Sta	Vendor Paid	Check Amount	Status Date
627916	05/13/2019	W/R	ORLO AUTO PARTS INC	1,625.00	05/16/2019
627917	05/13/2019	W/R	P & A ADMINISTRATIVE SERVICES	527.00	05/17/2019
627918	05/13/2019	W/R	POINT SPRING & DRIVESHAFT CO	782.28	05/16/2019
627919	05/13/2019	W/V	REBECCA MARPLE	67.51	05/16/2019
627920	05/13/2019	W/R	REINHARDT SUPPLY COMPANY	1,822.48	05/21/2019
627921	05/13/2019	W/R	RETTIG MUSIC, INC.	229.90	05/21/2019
627922	05/13/2019	W/R	RJ VERNAK REFRIGERATION	247.50	05/17/2019
627923	05/13/2019	W/R	RONDA FRENCH	2,770.00	05/15/2019
627924	05/13/2019	W/R	SCHOLASTIC INC	200.00	05/17/2019
627925	05/13/2019	W/R	SCHOOL DATEBOOKS INC	172.26	05/17/2019
627926	05/13/2019	W/R	SCHOOL SPECIALTY, INC	134.11	05/16/2019
627927	05/13/2019	W/R	SENDERO THERAPIES, INC.	24,660.64	05/14/2019
627928	05/13/2019	W/R	SHAR PRODUCTS CO.	71.88	05/16/2019
627929	05/13/2019	W/R	SHARON OLTERS DORF	111.83	05/15/2019
627930	05/13/2019	W/R	SHARON TERRION	130.17	05/30/2019
627931	05/13/2019	W/R	SHELLEY MACK	560.00	05/15/2019
627932	05/13/2019	W/R	SHERWIN WILLIAMS COMPANY	56.47	05/20/2019
627933	05/13/2019	W/R	SPORTSWORLD	187.00	05/17/2019
627934	05/13/2019	W/R	STACY M FARRENHOLZ	456.25	05/15/2019
627935	05/13/2019	W/R	STANDARD WELDING & STEEL	67.45	05/17/2019
627936	05/13/2019	W/R	STANTON'S SHEET MUSIC INC	93.68	05/16/2019
627937	05/13/2019	W/R	STAPLES INC	26.52	05/20/2019
627938	05/13/2019	W/R	STATE OF OHIO UST FUND	1,100.00	05/21/2019
627939	05/13/2019	W/R	TALBERT'S COMMERCIAL PRODUCTS	46.75	05/20/2019
627940	05/13/2019	W/R	AUDITOR OF STATE'S OFFICE	3,694.50	05/16/2019
627941	05/13/2019	W/R	UNITY SCHOOL BUS PARTS	323.34	05/16/2019
627942	05/13/2019	W/R	USA MOBILE DRUG TESTING	565.00	05/20/2019
627943	05/13/2019	W/R	VINCENT LIGHTING SYSTEMS CO	3,000.00	05/16/2019
627944	05/13/2019	W/R	WARD'S SCIENCE	220.98	05/16/2019
627945	05/13/2019	W/R	WENDY SHUBROWSKY	57.40	05/15/2019
627946	05/13/2019	W/R	WOLFF BROS. SUPPLY, INC.	970.98	05/16/2019
627947	05/13/2019	W/R	WORLD RISK MANAGEMENT, LLC	3,247.00	05/23/2019
627948	05/13/2019	W/R	WORLD TRUCK TOWING &	150.00	05/16/2019
627949	05/14/2019	W/R	ABC THERAPY, LTD	23,612.25	05/15/2019
627950	05/14/2019	W/W	AKRON CHILDRENS HOSPITAL	20,656.69	
627951	05/14/2019	W/R	ANGELA NUCKOLS	752.50	05/16/2019
627952	05/14/2019	W/R	ANTHONY BELSITO	540.00	05/16/2019
627953	05/14/2019	W/R	APPLEWOOD CENTERS INC DBA	3,875.55	05/21/2019
627954	05/14/2019	W/R	CITY OF MEDINA	14,134.10	05/20/2019
627955	05/14/2019	W/R	CROSS THREAD SOLUTIONS LLC	456.06	05/21/2019
627956	05/14/2019	W/R	DAMON INDUSTRIES INC	561.42	05/20/2019
627957	05/14/2019	W/R	DISCOUNT SCHOOL SUPPLY	191.90	05/22/2019
627958	05/14/2019	W/R	DYSLEXIA COACH OF NJ LLC	1,275.00	05/20/2019
627959	05/14/2019	W/R	EASY GRAPHICS CORP	4,095.00	05/28/2019
627960	05/14/2019	W/R	EDUCATION ALTERNATIVES	9,744.00	05/21/2019
627961	05/14/2019	W/R	ENNIS BRITTON CO LPA	9,197.50	05/15/2019
627962	05/14/2019	W/R	ENTERPRISE FLEET MGMT INC.	10,342.42	05/21/2019
627963	05/14/2019	W/R	ENVIRONMENTAL DESIGN GROUP LLC	688.75	05/20/2019
627964	05/14/2019	W/R	ESC OF MEDINA COUNTY	2,575.00	05/20/2019
627965	05/14/2019	W/R	FRONTIER	866.00	05/21/2019
627966	05/14/2019	W/R	GOODWILL INDUSTRIES AKRON INC	4,221.75	05/15/2019
627967	05/14/2019	W/R	GREATER MEDINA CHAMBER	36.00	05/23/2019

Date: 6/07/2019

C H E C K R E G I S T E R
Processing Month: May 2019
MEDINA CITY SCHOOL DISTRICT

Page: 4
(CHKREG)

Check#	Check Date	Org Sta	Vendor Paid	Check Amount	Status Date
627968	05/14/2019	W/R	GUNTON CORPORATION DBA	1,576.55	05/21/2019
627969	05/14/2019	W/R	HEALTHCARE BILLING SERVICES	1,331.88	05/21/2019
627970	05/14/2019	W/R	JENNIFER ULMER	14.95	05/16/2019
627971	05/14/2019	W/R	LANGUAGE LEARNING ASSOCIATES	38,097.00	05/16/2019
627972	05/14/2019	W/R	LORI S KELLY	2,257.00	05/16/2019
627973	05/14/2019	W/R	MEDINA CITY SCHOOLS	1,350.00	05/16/2019
627974	05/14/2019	W/R	MEDINA COUNTY SANITARY	1,494.95	05/15/2019
627975	05/14/2019	W/R	MELISSA ALICE COTTAGE	244.80	05/16/2019
627976	05/14/2019	W/R	MNJ TECHNOLOGIES DIRECT INC	1,525.20	05/20/2019
627977	05/14/2019	W/R	MONTVILLE POLICE DEPARTMENT	1,363.50	05/28/2019
627978	05/14/2019	W/R	PETERS KALAIL & MARKAKIS CO	3,329.99	05/20/2019
627979	05/14/2019	W/R	POINT SPRING & DRIVESHAFT CO	404.85	05/22/2019
627980	05/14/2019	W/R	QUILL CORPORATION	10.92	05/23/2019
627981	05/14/2019	W/R	REDTREE INVESTMENT GROUP	1,547.37	05/24/2019
627982	05/14/2019	W/R	ROLLING & HOCEVAR INC	2,400.00	05/21/2019
627983	05/14/2019	W/R	SC STRATEGIC SOLUTIONS LLC	8,488.66	05/21/2019
627984	05/14/2019	W/R	PHONAK LLC	100.00	05/20/2019
627985	05/14/2019	W/R	STACY M FARRENHOLZ	456.25	05/16/2019
627986	05/14/2019	W/R	TALBERT'S COMMERCIAL PRODUCTS	1.60	05/21/2019
627987	05/14/2019	W/R	VERIZON WIRELESS	357.76	05/20/2019
627988	05/14/2019	W/R	WOLFF BROS. SUPPLY, INC.	436.63	05/20/2019
627989	05/20/2019	W/R	A-KOBAC CONTAINER	118.75	05/24/2019
627990	05/20/2019	W/R	ACCO BRANDS	495.00	05/30/2019
627991	05/20/2019	W/R	ZEP SALES & SERVICE	325.15	05/28/2019
627992	05/20/2019	W/W	ADLER TEAM SPORTS	1,884.25	
627993	05/20/2019	W/R	ADVANCE AUTO PARTS	259.73	05/28/2019
627994	05/20/2019	W/R	AIRGAS USA, LLC	22.80	05/28/2019
627995	05/20/2019	W/W	ALBRIGHT SECURITY CENTER, INC.	20.55	
627996	05/20/2019	W/R	ANGELA NUCKOLS	805.00	05/22/2019
627997	05/20/2019	W/R	ARBOR SCIENTIFIC	48.70	05/28/2019
627998	05/20/2019	W/R	AUTO-JET MUFFLER CORP.	277.61	05/30/2019
627999	05/20/2019	W/R	B&H PHOTO & ELECTRONICS CORP	183.62	05/28/2019
628000	05/20/2019	W/R	BAUMSPAGE.COM, LLC	73.47	05/28/2019
628001	05/20/2019	W/R	BELLEFAIRE JEWISH CHILDREN'S	51,484.73	05/28/2019
628002	05/20/2019	W/R	BETH JACK	85.98	05/22/2019
628003	05/20/2019	W/R	BLICK ART MATERIALS LLC	1,493.57	05/24/2019
628004	05/20/2019	W/R	BOOKSOURCE	719.47	05/28/2019
628005	05/20/2019	W/R	DAIRYMENS	5,239.41	05/24/2019
628006	05/20/2019	W/R	BORGMAN ATHLETICS GROUP LLC	1,446.03	05/29/2019
628007	05/20/2019	W/R	BRADLEY DALZELL	226.49	05/22/2019
628008	05/20/2019	W/R	BUCKEYE STATE BLAST LLC	100.00	05/28/2019
628009	05/20/2019	W/R	BUEHLER'S MARKETS	1,192.50	05/24/2019
628010	05/20/2019	W/R	BUZZARD TOOLS LLC	1,597.15	05/28/2019
628011	05/20/2019	W/R	CARDINAL BUS SALES &	365.59	05/24/2019
628012	05/20/2019	W/R	CAROLINA BIOLOGICAL SUPPLY CO.	454.50	05/28/2019
628013	05/20/2019	W/W	DOMINIC'S PIZZA	68.58	
628014	05/20/2019	W/R	CENTERRA CO-OP	19,474.94	05/28/2019
628015	05/20/2019	W/R	CENTRAL INSTRUMENT CO.	618.83	05/24/2019
628016	05/20/2019	W/R	CENTRAL RESTAURANT PRODUCTS	39.79	05/29/2019
628017	05/20/2019	W/R	CHERYL BELL	11.99	05/22/2019
628018	05/20/2019	W/R	CHUCK'S CUSTOM, LLC	26.94	05/31/2019
628019	05/20/2019	W/R	CINTAS CORPORATION	1,115.93	05/28/2019

Date: 6/07/2019

C H E C K R E G I S T E R
Processing Month: May 2019
MEDINA CITY SCHOOL DISTRICT

Page: 5
(CHKREG)

Check#	Check Date	Org Sta	Vendor Paid	Check Amount	Status Date
628020	05/20/2019	W/R	CLEVELAND DOOR CONTROLS, INC.	2,450.00	05/24/2019
628021	05/20/2019	W/R	CLEVELAND MUSEUM OF NAT.HIST.	525.00	05/30/2019
628022	05/20/2019	W/R	CLEVELAND PLAYHOUSE	420.00	05/29/2019
628023	05/20/2019	W/R	CLEVELAND VICON COMPANY INC	2,680.00	05/28/2019
628024	05/20/2019	W/R	CLOVERLEAF ALL SPORTS BOOSTERS	250.00	05/31/2019
628025	05/20/2019	W/R	COCA COLA BOTTLING CO CSLDT	951.50	05/28/2019
628026	05/20/2019	W/R	COLUMBIA GAS OF OHIO, INC	231.60	05/29/2019
628027	05/20/2019	W/R	CROSS THREAD SOLUTIONS LLC	142.40	05/28/2019
628028	05/20/2019	W/R	CROWN TROPHY OF MEDINA	183.60	05/24/2019
628029	05/20/2019	W/R	CUYAHOGA COMMUNITY COLLEGE	2,040.69	05/24/2019
628030	05/20/2019	W/W	DALE J GAYDOS	80.00	
628031	05/20/2019	W/R	DANIEL FENN	103.00	05/22/2019
628032	05/20/2019	W/R	DANIEL SMITH	19.60	05/22/2019
628033	05/20/2019	W/R	DAVID J BARNWELL	80.00	05/28/2019
628034	05/20/2019	W/R	DEBBRA LANEVILLE	88.57	05/22/2019
628035	05/20/2019	W/R	DEMCO INC	99.95	05/28/2019
628036	05/20/2019	W/W	DOORS AND MORE CO., INC.	19,965.00	
628037	05/20/2019	W/R	ELIZABETH KIOUSIS	53.04	05/22/2019
628038	05/20/2019	W/R	ESC OF MEDINA COUNTY	402.24	05/28/2019
628039	05/20/2019	W/R	EXCEL MANAGEMENT LLC	8,475.00	05/31/2019
628040	05/20/2019	W/W	FIRST RATE SERVICE LLC	502.48	
628041	05/20/2019	W/R	FLINN SCIENTIFIC, INC.	64.62	05/28/2019
628042	05/20/2019	W/R	FOLLETT SCHOOL SOLUTIONS INC	3,760.47	05/28/2019
628043	05/20/2019	W/R	GIONINO'S PIZZERIA	84.00	05/28/2019
628044	05/20/2019	W/R	GLENOAK HIGH SCHOOL	220.00	05/31/2019
628045	05/20/2019	W/R	GORDON FOOD SERVICE	336.68	05/28/2019
628046	05/20/2019	W/R	GORDON FOOD SERVICE	72.85	05/24/2019
628047	05/20/2019	W/R	GREAT LAKES BIOMEDICAL LTD	391.00	05/24/2019
628048	05/20/2019	W/R	GRIZZLY AUTO & TIRE	79.95	05/28/2019
628049	05/20/2019	W/R	HARRIS BATTERY COMPANY INC	545.76	05/29/2019
628050	05/20/2019	W/R	HARRISON FORD INC	195.92	05/29/2019
628051	05/20/2019	W/R	HERSHEY CREAMERY CO	1,703.52	05/30/2019
628052	05/20/2019	W/W	HOUSE OF FLOWERS & GIFTS LLC	102.50	
628053	05/20/2019	W/R	HUMAN RELATIONS MEDIA CTR INC	329.89	05/30/2019
628054	05/20/2019	W/R	ICANDI GRAPHICS	107.10	05/31/2019
628055	05/20/2019	W/R	INNOVATIVE SOLUTIONS	1,950.00	05/28/2019
628056	05/20/2019	W/R	ITIP OHIO	599.00	05/28/2019
628057	05/20/2019	W/R	JACQUELYN HARPER	314.87	05/22/2019
628058	05/20/2019	W/R	JOHN WESTFALL JR	15.08	05/22/2019
628059	05/20/2019	W/R	JOSEPH E POLACK	80.00	05/30/2019
628060	05/20/2019	W/R	JOSHEN PAPER & PACKAGING	1,126.03	05/24/2019
628061	05/20/2019	W/R	JOSTENS INC	4,289.90	05/30/2019
628062	05/20/2019	W/R	JS PRINTING	343.00	05/29/2019
628063	05/20/2019	W/R	JULIE CREW	393.95	05/24/2019
628064	05/20/2019	W/W	JULIE WILLIAMS	2,935.63	
628065	05/20/2019	W/R	JW PEPPER & SON, INC.	645.03	05/28/2019
628066	05/20/2019	W/R	KATE HARBAUGH	37.52	05/22/2019
628067	05/20/2019	W/R	KATIE WAGNER	80.00	05/28/2019
628068	05/20/2019	W/W	KELSEY SHEWBRIDGE	80.00	
628069	05/20/2019	W/R	KESTRAL FOUNDATION OF MAINE	460.08	05/29/2019
628070	05/20/2019	W/R	LAURA CALAIACOVO	10.99	05/22/2019
628071	05/20/2019	W/R	LAUREN C SMITH	29.55	05/22/2019

Date: 6/07/2019

C H E C K R E G I S T E R
Processing Month: May 2019
MEDINA CITY SCHOOL DISTRICT

Page: 6
(CHKREG)

Check#	Check Date	Org Sta	Vendor Paid	Check Amount	Status Date
628072	05/20/2019	W/R	MARCO'S PIZZA, INC	60.72	05/28/2019
628073	05/20/2019	W/R	MARTIN PUBLIC SEATING	300.00	05/24/2019
628074	05/20/2019	W/R	MARY RUTH BOOKS INC	424.49	05/31/2019
628075	05/20/2019	W/R	MCS FOOD SERVICE DEPT.	1,418.58	05/21/2019
628076	05/20/2019	W/R	MEDINA CITY SCHOOLS	1,307.12	05/21/2019
628077	05/20/2019	W/R	MEDINA COUNTY BOARD OF	2,814.50	05/28/2019
628078	05/20/2019	W/R	MEDINA COUNTY SANITARY	93.50	05/28/2019
628079	05/20/2019	W/R	MEDINA SENIOR HIGH SCHOOL	112.81	05/23/2019
628080	05/20/2019	W/R	MELISSA ALICE COTTAGE	306.00	05/22/2019
628081	05/20/2019	W/R	MICHAEL MOZINGO	3,000.00	05/22/2019
628082	05/20/2019	W/R	MICHAEL WESNER	210.00	05/22/2019
628083	05/20/2019	W/R	MICHELLE LOBUGLIO	16.40	05/22/2019
628084	05/20/2019	W/R	MICHELLE MARDOVIN	66.18	05/22/2019
628085	05/20/2019	W/R	MIDLAND HARDWARE COMPANY	34.45	05/24/2019
628086	05/20/2019	W/R	MUSICIAN'S FRIEND	237.25	05/29/2019
628087	05/20/2019	W/W	MVP HOOPS LLC	250.00	
628088	05/20/2019	W/R	MYERS EQUIPMENT CORP.	26.53	05/28/2019
628089	05/20/2019	W/R	THE M CONLEY COMPANY	295.50	05/24/2019
628090	05/20/2019	W/R	NICKLES BAKERY	999.43	05/29/2019
628091	05/20/2019	W/R	NORTH GATEWAY TIRE CO INC	31.63	05/28/2019
628092	05/20/2019	W/W	OAEP	210.00	
628093	05/20/2019	W/R	OBAR DOOR & GATE CO INC	271.00	05/24/2019
628094	05/20/2019	W/R	OHIO DEPT OF JOB &	305.40	05/29/2019
628095	05/20/2019	W/R	OHIO EDISON COMPANY	56,394.08	05/24/2019
628096	05/20/2019	W/R	OHIO SCHOOLS COUNCIL- NAT GAS	16,319.00	05/30/2019
628097	05/20/2019	W/R	ORLO AUTO PARTS INC	318.10	05/24/2019
628098	05/20/2019	W/R	OTC BRANDS INC	141.49	05/28/2019
628099	05/20/2019	W/R	CAFETERIA-PEPSI COLA ORDERS	1,417.72	05/28/2019
628100	05/20/2019	W/R	PIER ASSOCIATES INC	11,810.00	05/24/2019
628101	05/20/2019	W/R	POSITIVE PROMOTIONS, INC	649.80	05/31/2019
628102	05/20/2019	W/W	POWER OF THE PEN	225.00	
628103	05/20/2019	W/R	PRAXAIR	26.64	05/28/2019
628104	05/20/2019	W/R	QUILL CORPORATION	33.24	05/28/2019
628105	05/20/2019	W/R	REINHARDT SUPPLY COMPANY	3,323.82	05/30/2019
628106	05/20/2019	W/R	RJ VERNAK REFRIGERATION	1,686.08	05/24/2019
628107	05/20/2019	W/R	ROWLEYS WHOLESALE	353.86	05/28/2019
628108	05/20/2019	W/R	RYDIN	958.00	05/28/2019
628109	05/20/2019	W/R	SANDRA DEBNAR	79.06	05/22/2019
628110	05/20/2019	W/R	SCHOLASTIC BOOK CLUBS, INC	199.62	05/29/2019
628111	05/20/2019	W/R	SCHOLASTIC INC	533.37	05/29/2019
628112	05/20/2019	W/R	SCHOLASTIC INC.	292.47	05/24/2019
628113	05/20/2019	W/R	SCHOOL SPECIALTY, INC	2,613.24	05/24/2019
628114	05/20/2019	W/W	SCIENCE OLYMPIAD	564.65	
628115	05/20/2019	W/R	SHIFFLER EQUIPMENT SALES INC	44.28	05/24/2019
628116	05/20/2019	W/R	SMITH BROTHERS INC.	120.00	05/28/2019
628117	05/20/2019	W/R	SPORTS EQUIPMENT SPECIALISTS	75.00	05/24/2019
628118	05/20/2019	W/R	SPORTSWORLD	3,144.25	05/28/2019
628119	05/20/2019	W/R	STACY M FARRENHOLZ	456.25	05/22/2019
628120	05/20/2019	W/R	STANDARD WELDING & STEEL	47.00	05/28/2019
628121	05/20/2019	W/R	STAPLES INC	587.34	05/28/2019
628122	05/20/2019	W/R	STERLING PAPER CO	108.40	05/28/2019
628123	05/20/2019	W/R	STERLING FARM EQUIPMENT	26.16	05/29/2019

Date: 6/07/2019

C H E C K R E G I S T E R
Processing Month: May 2019
MEDINA CITY SCHOOL DISTRICT

Page: 7
(CHKREG)

Check#	Check Date	Org Sta	Vendor Paid	Check Amount	Status Date
628124	05/20/2019	W/R	SUBURBAN SCHOOL	44,124.00	05/24/2019
628125	05/20/2019	W/R	SUSAN TOTH	80.94	05/22/2019
628126	05/20/2019	W/R	TALBERT'S COMMERCIAL PRODUCTS	4,460.24	05/28/2019
628127	05/20/2019	W/R	TAYLOR RENTAL CENTER, INC	2,823.25	05/24/2019
628128	05/20/2019	W/R	TECHNOLOGY ENGINEERING	7,832.50	05/22/2019
628129	05/20/2019	W/W	THE OHIO STATE UNIVERSITY	170.00	
628130	05/20/2019	W/W	TES THERAPY	6,440.00	
628131	05/20/2019	W/R	TRACY BROWN	920.00	05/24/2019
628132	05/20/2019	W/R	TRANSPORTATION ACCESSORIES	1,455.00	05/29/2019
628133	05/20/2019	W/R	TREE MAINTENANCE SERVICE INC	800.00	05/28/2019
628134	05/20/2019	W/R	UNITY SCHOOL BUS PARTS	86.05	05/24/2019
628135	05/20/2019	W/W	USA MOBILE DRUG TESTING	293.00	
628136	05/20/2019	W/R	W W WILLIAMS COMPANY LLC	565.20	05/24/2019
628137	05/20/2019	W/R	W.B. MASON CO., INC.	26.36	05/24/2019
628138	05/20/2019	W/R	WARD'S SCIENCE	116.31	05/24/2019
628139	05/20/2019	W/R	MacGILL DISCOUNT NURSE SUPPLY	244.47	05/29/2019
628140	05/20/2019	W/R	WOLFF BROS. SUPPLY, INC.	22.00	05/24/2019
628141	05/20/2019	W/R	WOODWIND AND BRASSWIND INC	87.35	05/31/2019
628142	05/20/2019	W/W	WOMENS TRI-COUNTY BASKETBALL	205.00	
628143	05/21/2019	B/B	MICHAEL PROCK	38.00	
628144	05/21/2019	B/R	RACHAEL FULLER	50.00	05/28/2019
628145	05/21/2019	B/R	HEATHER KELPS	15.00	05/28/2019
628146	05/21/2019	B/B	MELISSA COBB	50.00	
628147	05/21/2019	B/R	KELLY TERWILLIGER	50.00	05/28/2019
628148	05/21/2019	B/B	EMILY PIGNATO	10.00	
628149	05/21/2019	B/R	MATTHEW COLLINS	175.00	05/31/2019
628150	05/21/2019	B/R	ANNIE DUPRE OR	73.70	05/24/2019
628151	05/21/2019	B/R	NANCY OR ROBERT PFAFF	18.00	05/31/2019
628152	05/21/2019	B/B	ST. FRANCIS XAVIER CHURCH	285.00	
628153	05/21/2019	B/B	SUE WATKINS	330.00	
628154	05/21/2019	B/R	BRENDA OR RICHARD KOVACH	79.00	05/28/2019
628155	05/21/2019	B/R	SANDRA TAYLOR	350.00	05/28/2019
628156	05/21/2019	B/R	JENNIFER SIPSOCK	5.00	05/24/2019
628157	05/21/2019	B/B	CRISTEN CAROL DESHA	38.00	
628158	05/21/2019	B/B	DAMIR LJUBANOVIC	38.00	
628159	05/21/2019	B/R	NANCY OR TERRY VALENTINE	20.00	05/29/2019
628160	05/30/2019	W/W	ACT, INC	216.58	
628161	05/30/2019	W/W	ADVANCE AUTO PARTS	149.11	
628162	05/30/2019	W/W	AG-PRO OHIO, LLC	1,098.70	
628163	05/30/2019	W/W	AIS COMMERCIAL PARTS & SERVICE	288.00	
628164	05/30/2019	W/W	ALBRIGHT SECURITY CENTER, INC.	19.98	
628165	05/30/2019	W/W	ALISON SNOOK	15.28	
628166	05/30/2019	W/W	AMAZON.COM	21,959.72	
628167	05/30/2019	W/W	AMLE	65.98	
628168	05/30/2019	W/W	ANDREW JAGER	60.00	
628169	05/30/2019	W/W	ANGELA NUCKOLS	682.50	
628170	05/30/2019	W/W	ANTHONY BELSITO	540.00	
628171	05/30/2019	W/W	APEX MARKETING SOLUTIONS	6,664.96	
628172	05/30/2019	W/W	AQUACLEAR	62.85	
628173	05/30/2019	W/R	ARAMARK SERVICES, INC	16,738.03	05/31/2019
628174	05/30/2019	W/W	ARDENT PIANO	375.00	
628175	05/30/2019	W/W	ARKAY FLORALS-FLOWER GALLERY	365.00	

Date: 6/07/2019

C H E C K R E G I S T E R
Processing Month: May 2019
MEDINA CITY SCHOOL DISTRICT

Page: 8
(CHKREG)

Check#	Check Date	Org Sta	Vendor Paid	Check Amount	Status Date
628176	05/30/2019	W/W	BARNES & NOBLE BOOKSELLERS,	195.19	
628177	05/30/2019	W/W	BARNES & NOBLE BOOKSELLERS	81.50	
628178	05/30/2019	W/W	BATTELLE FOR KIDS	700.00	
628179	05/30/2019	W/W	BAUDVILLE INC	38.06	
628180	05/30/2019	W/W	BIO CORPORATION	21.95	
628181	05/30/2019	W/W	BLICK ART MATERIALS LLC	1,631.22	
628182	05/30/2019	W/W	BOOKSOURCE	535.41	
628183	05/30/2019	W/W	DAIRYMENS	4,977.99	
628184	05/30/2019	W/W	BRETT SMITH	83.25	
628185	05/30/2019	W/W	BUEHLER'S MARKETS	353.57	
628186	05/30/2019	W/W	BUZZARD TOOLS LLC	377.82	
628187	05/30/2019	W/W	C MARTIN TRUCKING	1,262.02	
628188	05/30/2019	W/W	CAPP USA, INC.	1,667.94	
628189	05/30/2019	W/W	CARDINAL BUS SALES &	1,890.93	
628190	05/30/2019	W/W	CAROLINA BIOLOGICAL SUPPLY CO.	1,488.89	
628191	05/30/2019	W/W	CENTRAL INSTRUMENT CO.	122.50	
628192	05/30/2019	W/W	CHARLOTTE KOLKE	96.12	
628193	05/30/2019	W/W	CHERYL BELL	73.56	
628194	05/30/2019	W/W	CHRISTA BORLING	207.17	
628195	05/30/2019	W/W	CHRONICLE TELEGRAM	95.10	
628196	05/30/2019	W/W	CHUCK'S CUSTOM, LLC	2,890.00	
628197	05/30/2019	W/W	CINDY GRICE	477.47	
628198	05/30/2019	W/W	CINTAS CORPORATION	1,154.37	
628199	05/30/2019	W/W	CITY OF MEDINA	13,658.42	
628200	05/30/2019	W/W	CITY OF MEDINA	4,058.03	
628201	05/30/2019	W/W	CLEVELAND CLINIC ATWORK	65.00	
628202	05/30/2019	W/W	CLEVELAND MUSEUM OF NAT.HIST.	240.00	
628203	05/30/2019	W/W	CLOVERLEAF LOCAL SCHOOLS	3,000.00	
628204	05/30/2019	W/W	COCA COLA BOTTLING CO CSLDT	677.00	
628205	05/30/2019	W/W	COLUMBIA GAS OF OHIO, INC	6,158.33	
628206	05/30/2019	W/W	COURTNEY LONDON	100.00	
628207	05/30/2019	W/W	CPM EDUCATIONAL PROGRAM	934.56	
628208	05/30/2019	W/W	CROWN TROPHY OF MEDINA	2,053.85	
628209	05/30/2019	W/W	CUMMINS INTERSTATE POWER INC	580.73	
628210	05/30/2019	W/W	DAVID L ARBOGAST	195.00	
628211	05/30/2019	W/W	DAVID RAINS	3.02	
628212	05/30/2019	W/W	DAWN CIPRO	11.87	
628213	05/30/2019	W/W	DAWN CIPRO	162.04	
628214	05/30/2019	W/W	DAWNCHEM INC	2,520.05	
628215	05/30/2019	W/W	DEAN ROBLE	50.00	
628216	05/30/2019	W/W	DENISE ROBISON	141.41	
628217	05/30/2019	W/W	DYNAMERICAN, INC.	600.00	
628218	05/30/2019	W/W	EDUCATIONAL SERVICE CENTER	30,600.00	
628219	05/30/2019	W/W	ELIZABETH KISSNER	71.87	
628220	05/30/2019	W/W	ESC OF MEDINA COUNTY	44,310.28	
628221	05/30/2019	W/W	ETIENNE MASSICOTTE	730.00	
628222	05/30/2019	W/W	FAIR-PLAY SCOREBOARDS	235.00	
628223	05/30/2019	W/W	FASTENAL COMPANY	135.15	
628224	05/30/2019	W/W	FIXLER ROOFING LLC	5,243.75	
628225	05/30/2019	W/W	FOLLETT SCHOOL SOLUTIONS INC	1,322.50	
628226	05/30/2019	W/W	FOLLETT SCHOOL SOLUTIONS INC	422.99	
628227	05/30/2019	W/W	FOWLER COMPANY	2,103.17	

Date: 6/07/2019

C H E C K R E G I S T E R
Processing Month: May 2019
MEDINA CITY SCHOOL DISTRICT

Page: 9
(CHKREG)

Check#	Check Date	Org Sta	Vendor Paid	Check Amount	Status Date
628228	05/30/2019	W/W	FREE SPIRIT PUBLISHING INC	417.69	
628229	05/30/2019	W/W	FRONTIER	5,611.80	
628230	05/30/2019	W/W	FUN AND FUNCTION LLC	56.91	
628231	05/30/2019	W/W	GIONINO'S PIZZERIA	84.00	
628232	05/30/2019	W/W	GOODTIME III	788.00	
628233	05/30/2019	W/W	GOPHER SPORT	418.74	
628234	05/30/2019	W/W	GORDON FOOD SERVICE	147.59	
628235	05/30/2019	W/W	GORDON FOOD SERVICE	41.93	
628236	05/30/2019	W/W	GRAINGER SUPPLY CO	129.73	
628237	05/30/2019	W/W	GREAT LAKES BIOMEDICAL LTD	644.00	
628238	05/30/2019	W/W	GREAT POTENTIAL PRESS, INC	615.45	
628239	05/30/2019	W/W	HEIGHTS LACROSSE	200.00	
628240	05/30/2019	W/W	HERSHEY CREAMERY CO	672.24	
628241	05/30/2019	W/W	HUDL	1,200.00	
628242	05/30/2019	W/R	ACA TRACK	3,748.50	05/31/2019
628243	05/30/2019	W/W	ITIP OHIO	458.00	
628244	05/30/2019	W/W	JEANNE BLANKENSHIP	298.35	
628245	05/30/2019	W/W	JENNIFER ULMER	13.14	
628246	05/30/2019	W/W	JOHNSON CONTROLS, INC.	4,210.51	
628247	05/30/2019	W/W	JORDAN OLSON	54.00	
628248	05/30/2019	W/W	JOSTENS INC	1,515.73	
628249	05/30/2019	W/W	JULIE CREW	79.84	
628250	05/30/2019	W/W	JULIE KEARNEY	24.71	
628251	05/30/2019	W/W	JULIE WILLIAMS	2,942.51	
628252	05/30/2019	W/W	JUSTIN RAK	25.62	
628253	05/30/2019	W/W	JUSTINE MYERS	80.00	
628254	05/30/2019	W/W	JW PEPPER & SON, INC.	6.99	
628255	05/30/2019	W/W	KELE, INC.	277.18	
628256	05/30/2019	W/W	KIDSLINK NEUROBEHAVIORAL	5,012.50	
628257	05/30/2019	W/W	KIEFER EQUIPMENT CO	77.96	
628258	05/30/2019	W/W	KRISTA LYNCH	59.58	
628259	05/30/2019	W/W	LAKESHORE LEARNING MATERIALS	57.49	
628260	05/30/2019	W/W	LAURA CALAIACOVO	30.00	
628261	05/30/2019	W/W	LEGACY MAINTENANCE SERVICES	3,390.00	
628262	05/30/2019	W/W	LIFETOUCH NATIONAL SCHOOLS	170.00	
628263	05/30/2019	W/W	LINDA CORNELL	23.78	
628264	05/30/2019	W/W	LISA DUBE	3.83	
628265	05/30/2019	W/W	LISA KAISER	13.99	
628266	05/30/2019	W/W	LITERACY RESOURCES, INC.	309.96	
628267	05/30/2019	W/W	LODI LUMBER CO	130.43	
628268	05/30/2019	W/W	LORI S KELLY	2,470.50	
628269	05/30/2019	W/W	LYNN RAK	24.02	
628270	05/30/2019	W/W	M.C. DJ SERVICES, INC.	1,650.00	
628271	05/30/2019	W/W	MACKIN EDUCATIONAL RESOURCES	1,478.03	
628272	05/30/2019	W/W	MARCO'S PIZZA, INC	23.72	
628273	05/30/2019	W/W	MARS ELECTRIC CO.	2,210.92	
628274	05/30/2019	W/W	MASTER TEACHER INC	122.82	
628275	05/30/2019	W/W	MCS FOOD SERVICE DEPT.	2,413.06	
628276	05/30/2019	W/R	MEDINA CITY SCHOOLS	814.58	05/31/2019
628277	05/30/2019	W/W	MEDINA COUNTY BOARD OF	2,888.42	
628278	05/30/2019	W/W	MEDINA COUNTY ECONOMIC	1,500.00	
628279	05/30/2019	W/W	MEDINA COUNTY PORT AUTHORITY	853.00	

Date: 6/07/2019

C H E C K R E G I S T E R
Processing Month: May 2019
MEDINA CITY SCHOOL DISTRICT

Page: 10
(CHKREG)

Check#	Check Date	Org Sta	Vendor Paid	Check Amount	Status Date
628280	05/30/2019	W/W	MEDINA GLASS COMPANY	455.80	
628281	05/30/2019	W/W	MEDINA SENIOR HIGH SCHOOL	219.97	
628282	05/30/2019	W/W	MEDINA SIGN POST INC	2,037.38	
628283	05/30/2019	W/W	MELISSA ALICE COTTAGE	306.00	
628284	05/30/2019	W/W	MICHAEL MOZINGO	59.63	
628285	05/30/2019	W/W	MICRO CENTER, INC	179.96	
628286	05/30/2019	W/W	MIDNIGHT MUSIC AND MEMORIES	700.00	
628287	05/30/2019	W/W	MINDAN ALT	48.15	
628288	05/30/2019	W/W	MONICA GORMAN	242.49	
628289	05/30/2019	W/W	MT BUSINESS TECHNOLOGIES, INC.	958.29	
628290	05/30/2019	W/W	MUSICIAN'S FRIEND	114.00	
628291	05/30/2019	W/W	NAEIR	316.50	
628292	05/30/2019	W/W	THE M CONLEY COMPANY	14,884.24	
628293	05/30/2019	W/W	NICHOLAS CERIMELE	19.84	
628294	05/30/2019	W/W	NICKLES BAKERY	869.58	
628295	05/30/2019	W/W	OAASFEP	475.00	
628296	05/30/2019	W/W	OASBO	525.00	
628297	05/30/2019	W/W	OHIO EDISON COMPANY	20,886.93	
628298	05/30/2019	W/W	OHIO HIGH SCHOOL BOYS	207.00	
628299	05/30/2019	W/W	OHIO HISTORY CONNECTION	682.00	
628300	05/30/2019	W/W	OHIO HIGH SCHOOL ATHLETIC ASSN	952.00	
628301	05/30/2019	W/W	ORLO AUTO PARTS INC	13.36	
628302	05/30/2019	W/W	OTC BRANDS INC	123.56	
628303	05/30/2019	W/W	P & A ADMINISTRATIVE SERVICES	407.00	
628304	05/30/2019	W/W	PATRICIA A SALVATORE	60.00	
628305	05/30/2019	W/R	PEARSON EDUCATION, INC.	861.03	05/31/2019
628306	05/30/2019	W/W	CAFETERIA-PEPSI COLA ORDERS	3,220.38	
628307	05/30/2019	W/W	PERFECTION LEARNING CORP.	806.58	
628308	05/30/2019	W/W	PEROVSEK ENGINEERING INC	375.00	
628309	05/30/2019	W/W	PIECES OF LEARNING INC	424.23	
628310	05/30/2019	W/W	PITSCO INC	308.11	
628311	05/30/2019	W/W	POINT SPRING & DRIVESHAFT CO	857.57	
628312	05/30/2019	W/W	POSITIVE PROMOTIONS, INC	58.23	
628313	05/30/2019	W/W	PSI AFFILIATES, INC.	21,451.08	
628314	05/30/2019	W/W	QUILL CORPORATION	104.13	
628315	05/30/2019	W/W	R L DEPPMANN COMPANY	67.54	
628316	05/30/2019	W/W	RACHELLE CLOUD	183.34	
628317	05/30/2019	W/W	RAFCOMM, INC.	48.50	
628318	05/30/2019	W/W	REALLY GOOD STUFF LLC	77.60	
628319	05/30/2019	W/W	REBECCA GIBSON	36.88	
628320	05/30/2019	W/W	REDTREE INVESTMENT GROUP	1,535.70	
628321	05/30/2019	W/W	REINHARDT SUPPLY COMPANY	3,495.33	
628322	05/30/2019	W/W	RENAISSANCE LEARNING INC	34,269.66	
628323	05/30/2019	W/W	REPRO-DEPOT PRINTING	10.68	
628324	05/30/2019	W/W	ROJEN COMPANY	46.70	
628325	05/30/2019	W/W	RONDA FRENCH	2,376.00	
628326	05/30/2019	W/W	SAFETY SYSTEM CONTROLS, INC	5,831.92	
628327	05/30/2019	W/W	SCHOLASTIC BOOK CLUBS, INC	989.68	
628328	05/30/2019	W/W	SCHOLASTIC BOOK FAIRS	254.60	
628329	05/30/2019	W/W	SCHOLASTIC INC	244.46	
628330	05/30/2019	W/R	SCHOLASTIC INC.	130.13	05/31/2019
628331	05/30/2019	W/R	SCHOOL SPECIALTY, INC	1,121.75	05/31/2019

Date: 6/07/2019

C H E C K R E G I S T E R
Processing Month: May 2019
MEDINA CITY SCHOOL DISTRICT

Page: 11
(CHKREG)

Check#	Check Date	Org Sta	Vendor Paid	Check Amount	Status Date
628332	05/30/2019	W/W	SHARON OLTERSDORF	129.92	
628333	05/30/2019	W/W	SHERWIN WILLIAMS COMPANY	24.87	
628334	05/30/2019	W/W	SHINDIGZ/STUMPS	33.55	
628335	05/30/2019	W/W	SMETZER'S TIRE CENTER, INC.	77.75	
628336	05/30/2019	W/W	SPACE WALK OF MEDINA	705.00	
628337	05/30/2019	W/W	SPHERO INC	2,361.35	
628338	05/30/2019	W/W	SPORTSWORLD	674.50	
628339	05/30/2019	W/W	STACY M FARRENHOLZ	438.00	
628340	05/30/2019	W/W	STAPLES INC	1,192.36	
628341	05/30/2019	W/W	TALBERT'S COMMERCIAL PRODUCTS	743.40	
628342	05/30/2019	W/W	TEACHERS PAY TEACHERS	230.98	
628343	05/30/2019	W/R	TECHNOLOGY ENGINEERING	15,580.00	05/31/2019
628344	05/30/2019	W/W	THE OHIO STATE UNIVERSITY	34,511.26	
628345	05/30/2019	W/W	THE PERSONAL TOUCH	2,075.00	
628346	05/30/2019	W/W	THOMAS G MCKENNA	200.00	
628347	05/30/2019	W/W	TODD SHAPIRO	140.00	
628348	05/30/2019	W/W	TOLEDO PHYS EDUCATION SUPPLY	127.94	
628349	05/30/2019	W/W	TONY TRIPLET	50.00	
628350	05/30/2019	W/W	TRACI SWANTEK	33.88	
628351	05/30/2019	W/W	TRANSPORT SERVICES INC	10,350.00	
628352	05/30/2019	W/W	TRECA DIGITAL ACADEMY	14,302.86	
628353	05/30/2019	W/W	UNITED STATES AWARDS INC	750.07	
628354	05/30/2019	W/W	UNITED RENTALS (N AMERICA) INC	150.00	
628355	05/30/2019	W/W	US BANK EQUIPMENT FINANCE	11,415.00	
628356	05/30/2019	W/W	VERIZON BUSINESS	901.86	
628357	05/30/2019	W/W	W W WILLIAMS COMPANY LLC	9,025.33	
628358	05/30/2019	W/R	W.B. MASON CO., INC.	200.82	05/31/2019
628359	05/30/2019	W/W	WARD'S SCIENCE	237.16	
628360	05/30/2019	W/W	WENDY GOOD	552.44	
628361	05/30/2019	W/W	WENDY SHUBROWSKY	18.99	
628362	05/30/2019	W/W	WHITE HOUSE ARTESIAN SPRINGS	29.00	
628363	05/30/2019	W/W	WILLIAM COLATRUGLIO	30.89	
628364	05/30/2019	W/W	WOLFF BROS. SUPPLY, INC.	285.20	
628365	05/30/2019	W/W	WOODWIND AND BRASSWIND INC	43.70	
628366	05/30/2019	B/B	MICHAEL PROCK	42.00	
628367	05/30/2019	B/B	MICHAEL PROCK	59.00	
628368	05/30/2019	B/B	DIANNE VOLOVAR	7.95	
628369	05/30/2019	B/B	KRISTIN BALONIER	23.05	
628370	05/30/2019	B/B	KANE HENDERSON	25.30	
628371	05/30/2019	B/B	SHERI HARTMAN	25.85	
628372	05/30/2019	B/B	RICH KNAPIK	7.25	
628373	05/30/2019	B/B	ISABELLA STEIN	20.00	
628374	05/30/2019	B/B	TONY MARTIN	115.00	
628375	05/30/2019	B/B	MICHELE CARSON	40.00	
628376	05/30/2019	B/B	ERIK OR APRIL MEADOWS	330.00	
628377	05/30/2019	B/B	JULIE OR DAVIDE TENAGLIA	330.00	
628378	05/30/2019	B/B	KAREN PEACOCK	265.00	
628379	05/30/2019	B/B	MARSHALL LARIBEE	71.45	
942414	05/10/2019	C/C	MEMO -MEDINA CITY SCHOOLS	1,912,062.70	
942415	05/24/2019	C/C	MEMO -MEDINA CITY SCHOOLS	2,045,697.73	

Total Checks Issued

\$ 8,837,158.82

Date: 06/07/19
Time: 1:31 pm

MEDINA CITY SCHOOL DISTRICT
Appropriation Account Summary
SORTED BY FUND-SCC

Page: 1
(APPSUM)

FYTD Appropriated	Prior FY Carryover Encumbrances	FYTD Expendable	FYTD Actual Expenditures	MTD Actual Expenditures	Current Encumbrances	FYTD Unencumbered Balance	FYTD Percent Exp/Enc
*****TOTAL FOR FUND-SCC 001 0000 (GENERAL FUND):							
76,772,901.21	723,414.76	77,496,315.97	68,915,221.53	5,812,690.10	1,819,539.59	6,761,554.85	91.27
=====							
*****TOTAL FOR FUND-SCC 002 0000 (BOND RETIREMENT):							
1,408,750.00	0.00	1,408,750.00	1,389,890.13	0.00	0.00	18,859.87	98.66
=====							
*****TOTAL FOR FUND-SCC 002 9000 (BOND RETIREMENT - NEW ELEM/SR HIGH):							
4,269,786.50	0.00	4,269,786.50	4,240,362.46	680,393.25	0.00	29,424.04	99.31
=====							
*****TOTAL FOR FUND-SCC 002 9012 (LOCAL SALES TAX RETIREMENT OF COPS):							
1,742,687.50	0.00	1,742,687.50	1,738,670.86	460,605.84	0.00	4,016.64	99.77
=====							
*****TOTAL FOR FUND-SCC 002 9014 (CONSOLIDATION - ENERGY & TRANSP NOTES):							
344,806.25	0.00	344,806.25	344,806.24	0.00	0.00	0.01	100.00
=====							
*****TOTAL FOR FUND-SCC 003 0000 (PERMANENT IMPROVEMENT FUND):							
126,628.88	0.00	126,628.88	634.27	0.00	0.00	125,994.61	0.50
=====							
*****TOTAL FOR FUND-SCC 003 9000 (PERMANENT IMPROVEMENT FUND):							
8,989.14	0.00	8,989.14	388.00	0.00	0.00	8,601.14	4.32
=====							
*****TOTAL FOR FUND-SCC 003 9001 (MEDINA CITY REC CENTER-PERMANENT IMPROV.):							
166,000.00	13,957.50	179,957.50	96,779.65	2,090.00-	36,422.80	46,755.05	74.02
=====							
*****TOTAL FOR FUND-SCC 006 0000 (LUNCHROOM FUND):							
2,535,200.00	16,398.18	2,551,598.18	2,200,934.32	194,654.83	49,278.56	301,385.30	88.19
=====							
*****TOTAL FOR FUND-SCC 007 9004 (COLLINS SCHOLARSHIP/POST-GRADUATE):							
18,000.00	0.00	18,000.00	0.00	0.00	18,000.00	0.00	100.00
=====							

Date: 06/07/19
Time: 1:31 pm

MEDINA CITY SCHOOL DISTRICT
Appropriation Account Summary
SORTED BY FUND-SCC

Page: 2
(APPSUM)

FYTD Appropriated	Prior FY Carryover Encumbrances	FYTD Expendable	FYTD Actual Expenditures	MTD Actual Expenditures	Current Encumbrances	FYTD Unencumbered Balance	FYTD Percent Exp/Enc
*****TOTAL FOR FUND-SCC 007 9111 (CHARLES STANGEL SCHOLARSHIP FUND):							
1,000.00	0.00	1,000.00	0.00	0.00	0.00	1,000.00	0.00
=====							
*****TOTAL FOR FUND-SCC 007 9333 (RIOS STUDENT LEADER SCHOLAR.):							
5,000.00	0.00	5,000.00	0.00	0.00	4,250.00	750.00	85.00
=====							
*****TOTAL FOR FUND-SCC 008 9002 (KANEHL MUSIC TRUST):							
250.00	0.00	250.00	0.00	0.00	250.00	0.00	100.00
=====							
*****TOTAL FOR FUND-SCC 008 9003 (RICHARD HOFFMAN COLLINS MEMORIAL SCHOLARSHIP):							
40,000.00	0.00	40,000.00	0.00	0.00	32,800.00	7,200.00	82.00
=====							
*****TOTAL FOR FUND-SCC 008 9112 (ELAINE BUSHMAN FUND):							
500.00	0.00	500.00	0.00	0.00	400.00	100.00	80.00
=====							
*****TOTAL FOR FUND-SCC 009 9000 (STAR):							
30,243.50	0.00	30,243.50	30,243.50	30,243.50	0.00	0.00	100.00
=====							
*****TOTAL FOR FUND-SCC 009 9110 (UNIFORM SUPPLIES GARFIELD):							
6,716.40	0.00	6,716.40	2,213.46	947.62	0.00	4,502.94	32.96
=====							
*****TOTAL FOR FUND-SCC 009 9120 (UNIFORM SUPPLIES - CANAVAN):							
10,615.30	0.00	10,615.30	4,256.85	26.73	1,835.10	4,523.35	57.39
=====							
*****TOTAL FOR FUND-SCC 009 9130 (UNIFORM SUPPLIES - FENN):							
12,818.40	0.00	12,818.40	9,331.94	583.06	157.30	3,329.16	74.03
=====							
*****TOTAL FOR FUND-SCC 009 9140 (UNIFORM SUPPLIES - HERITAGE):							
9,383.70	155.74	9,539.44	4,689.76	577.63	655.17	4,194.51	56.03
=====							

Date: 06/07/19
Time: 1:31 pm

MEDINA CITY SCHOOL DISTRICT
Appropriation Account Summary
SORTED BY FUND-SCC

Page: 3
(APPSUM)

FYTD Appropriated	Prior FY Carryover Encumbrances	FYTD Expendable	FYTD Actual Expenditures	MTD Actual Expenditures	Current Encumbrances	FYTD Unencumbered Balance	FYTD Percent Exp/Enc
*****TOTAL FOR FUND-SCC 009 9160 (UNIFORM SUPPLIES - BLAKE):							
12,485.70	75.40	12,561.10	4,609.56	940.67	251.12	7,700.42	38.70
=====							
*****TOTAL FOR FUND-SCC 009 9170 (UNIFORM SUPPLIES - RALPH WAITE ELEMENTARY):							
13,866.40	732.71	14,599.11	6,055.02	249.61	3.04	8,541.05	41.50
=====							
*****TOTAL FOR FUND-SCC 009 9180 (UNIFORM SUPPLIES - ELIZA NORTHROP ELEMENTARY):							
12,386.90	0.00	12,386.90	4,446.50	499.47	54.33	7,886.07	36.34
=====							
*****TOTAL FOR FUND-SCC 009 9200 (UNIFORM SUPPLIES - CLAGGETT MIDDLE SCHOOL):							
32,581.40	37.82	32,619.22	32,113.14	1,234.18	465.07	41.01	99.87
=====							
*****TOTAL FOR FUND-SCC 009 9210 (UNIFORM SUPPLIES - A.I. ROOT MIDDLE SCHOOL):							
29,977.40	56.86	30,034.26	28,530.34	1,793.90	813.61	690.31	97.70
=====							
*****TOTAL FOR FUND-SCC 009 9300 (UNIFORM SUPPLIES - SENIOR HIGH SCHOOL):							
197,400.00	2,195.68	199,595.68	111,396.39	15,194.23	62,047.28	26,152.01	86.90
=====							
*****TOTAL FOR FUND-SCC 014 9016 (MEDINA CNTY JUV DET CNTR):							
291,335.38	0.00	291,335.38	266,759.22	22,694.74	0.00	24,576.16	91.56
=====							
*****TOTAL FOR FUND-SCC 014 9116 (EVOLVE):							
771,267.00	7,179.89	778,446.89	780,671.54	92,885.96	6,426.77	8,651.42	101.11
=====							
*****TOTAL FOR FUND-SCC 016 0000 (EMERGENCY LEVY):							
5,372,569.00	12,737.28	5,385,306.28	3,449,775.12	310,613.54	28,822.04	1,906,709.12	64.59
=====							
*****TOTAL FOR FUND-SCC 018 9110 (PRINCIPAL'S FUND - GARFIELD):							
15,800.00	75.00	15,875.00	9,639.51	905.63	1,078.68	5,156.81	67.52
=====							

Date: 06/07/19
Time: 1:31 pm

MEDINA CITY SCHOOL DISTRICT
Appropriation Account Summary
SORTED BY FUND-SCC

Page: 4
(APPSUM)

FYTD Appropriated	Prior FY Carryover Encumbrances	FYTD Expendable	FYTD Actual Expenditures	MTD Actual Expenditures	Current Encumbrances	FYTD Unencumbered Balance	FYTD Percent Exp/Enc
*****TOTAL FOR FUND-SCC 018 9113 (GARFIELD MEDIA CENTER):							
3,500.00	0.00	3,500.00	907.15	0.00	0.00	2,592.85	25.92
=====							
*****TOTAL FOR FUND-SCC 018 9120 (PRINCIPAL - CANAVAN):							
16,319.00	1,764.50	18,083.50	11,957.25	1,826.61	2,528.45	3,597.80	80.10
=====							
*****TOTAL FOR FUND-SCC 018 9123 (BOOK FAIR - CANAVAN):							
8,000.00	0.00	8,000.00	4,777.25	0.00	3,170.60	52.15	99.35
=====							
*****TOTAL FOR FUND-SCC 018 9130 (PRINCIPAL - FENN):							
30,000.00	663.94	30,663.94	12,125.57	154.43	2,920.11	15,618.26	49.07
=====							
*****TOTAL FOR FUND-SCC 018 9132 (FENN SCHOOL STORE):							
750.00	0.00	750.00	571.81	50.00-	0.00	178.19	76.24
=====							
*****TOTAL FOR FUND-SCC 018 9133 (BOOK FAIR - FENN):							
250.00	0.00	250.00	0.00	0.00	0.00	250.00	0.00
=====							
*****TOTAL FOR FUND-SCC 018 9135 (MEDINA SKI TEAM - DISTRICTWIDE):							
9,500.00	0.00	9,500.00	7,808.70	0.00	0.00	1,691.30	82.20
=====							
*****TOTAL FOR FUND-SCC 018 9140 (PRINCIPAL'S FUND - HERITAGE):							
23,450.00	619.30	24,069.30	9,345.78	714.02	3,454.94	11,268.58	53.18
=====							
*****TOTAL FOR FUND-SCC 018 9143 (HERITAGE MEDIA CENTER):							
6,000.00	0.00	6,000.00	5,984.95	0.00	15.05	0.00	100.00
=====							
*****TOTAL FOR FUND-SCC 018 9160 (PRINCIPAL'S FUND - H G BLAKE):							
25,100.00	383.83	25,483.83	19,010.44	937.01	432.66	6,040.73	76.30
=====							

Date: 06/07/19
Time: 1:31 pm

MEDINA CITY SCHOOL DISTRICT
Appropriation Account Summary
SORTED BY FUND-SCC

Page: 5
(APPSUM)

FYTD Appropriated	Prior FY Carryover Encumbrances	FYTD Expendable	FYTD Actual Expenditures	MTD Actual Expenditures	Current Encumbrances	FYTD Unencumbered Balance	FYTD Percent Exp/Enc
*****TOTAL FOR FUND-SCC 018 9161 (PBIS - BLAKE):							
7,300.00	0.00	7,300.00	0.00	0.00	0.00	7,300.00	0.00
=====							
*****TOTAL FOR FUND-SCC 018 9162 (BLAKE RUNNING CLUB):							
200.00	0.00	200.00	0.00	0.00	0.00	200.00	0.00
=====							
*****TOTAL FOR FUND-SCC 018 9163 (BLAKE MEDIA CENTER):							
9,500.00	0.00	9,500.00	8,653.19	3,072.80	0.00	846.81	91.09
=====							
*****TOTAL FOR FUND-SCC 018 9170 (PRINCIPALS FUND - RALPH WAITE ELEMENTARY):							
19,800.00	1,033.32	20,833.32	6,935.98	2,233.24	2,621.86	11,275.48	45.88
=====							
*****TOTAL FOR FUND-SCC 018 9173 (MEDIA CENTER RALPH WAITE ELEMENTARY):							
10,000.00	2,377.13	12,377.13	9,727.99	0.00	0.00	2,649.14	78.60
=====							
*****TOTAL FOR FUND-SCC 018 9180 (PRINCIPALS FUND ELIZA NORTHROP ELEMENTARY):							
24,900.00	641.82	25,541.82	5,299.39	446.93	6,364.41	13,878.02	45.67
=====							
*****TOTAL FOR FUND-SCC 018 9181 (NORTHROP ELEMENTARY SCHOOL STORE):							
500.00	0.00	500.00	50.00	0.00	0.00	450.00	10.00
=====							
*****TOTAL FOR FUND-SCC 018 9183 (MEDIA CENTER ELIZA NORTHROP ELEMENTARY):							
5,000.00	3,000.00	8,000.00	7,730.85	50.00-	0.00	269.15	96.64
=====							
*****TOTAL FOR FUND-SCC 018 9200 (PRINCIPAL'S FUND - CLAGGETT M.S.):							
30,500.00	1,491.33	31,991.33	15,682.75	976.71	6,384.38	9,924.20	68.98
=====							
*****TOTAL FOR FUND-SCC 018 9203 (CLAGGETT M.S. MEDIA CENTER):							
3,200.00	0.00	3,200.00	2,822.72	0.00	0.00	377.28	88.21
=====							

Date: 06/07/19
Time: 1:31 pm

MEDINA CITY SCHOOL DISTRICT
Appropriation Account Summary
SORTED BY FUND-SCC

Page: 6
(APPSUM)

FYTD Appropriated	Prior FY Carryover Encumbrances	FYTD Expendable	FYTD Actual Expenditures	MTD Actual Expenditures	Current Encumbrances	FYTD Unencumbered Balance	FYTD Percent Exp/Enc
*****TOTAL FOR FUND-SCC 018 9210 (PRINCIPAL'S FUND - ROOT M.S.):							
42,000.00	4,512.67	46,512.67	15,833.85	47.93-	10,349.02	20,329.80	56.29
=====							
*****TOTAL FOR FUND-SCC 018 9211 (ROOT M.S. MEDIA CENTER):							
5,100.00	0.00	5,100.00	2,695.57	0.00	0.00	2,404.43	52.85
=====							
*****TOTAL FOR FUND-SCC 018 9300 (PRINCIPAL'S FUND - SENIOR HIGH):							
41,000.00	7,619.86	48,619.86	19,872.30	3,407.03	20,079.87	8,667.69	82.17
=====							
*****TOTAL FOR FUND-SCC 018 9303 (PERFORMING ARTS):							
65,575.00	24,503.78	90,078.78	37,089.76	1,176.11	45,383.63	7,605.39	91.56
=====							
*****TOTAL FOR FUND-SCC 018 9304 (BUZZ):							
13,850.00	4,899.23	18,749.23	11,090.69	1,037.94	7,596.71	61.83	99.67
=====							
*****TOTAL FOR FUND-SCC 018 9306 (FEED THE BEES):							
10,000.00	0.00	10,000.00	336.37	319.53	9,663.63	0.00	100.00
=====							
*****TOTAL FOR FUND-SCC 018 9901 (PUBLIC SCHOOL SUPPORT - INSTRUCTION DEPT.):							
22,214.86	2,580.94	24,795.80	16,004.52	1,003.80	1,400.00	7,391.28	70.19
=====							
*****TOTAL FOR FUND-SCC 018 9905 (PUBLIC SCHOOL SUPPORT/STUDENT SERVICES):							
9,580.00	0.00	9,580.00	7,305.24	0.00	0.00	2,274.76	76.26
=====							
*****TOTAL FOR FUND-SCC 018 9906 (COMMUNICATIONS - PUBLIC SCHOOL SUPPORT):							
2,862.00	29.79	2,891.79	2,362.00	0.00	200.00	329.79	88.60
=====							
*****TOTAL FOR FUND-SCC 018 9914 (END OF YEAR):							
200.00	0.00	200.00	41.93	41.93	158.07	0.00	100.00
=====							

Date: 06/07/19
Time: 1:31 pm

MEDINA CITY SCHOOL DISTRICT
Appropriation Account Summary
SORTED BY FUND-SCC

Page: 7
(APPSUM)

FYTD Appropriated	Prior FY Carryover Encumbrances	FYTD Expendable	FYTD Actual Expenditures	MTD Actual Expenditures	Current Encumbrances	FYTD Unencumbered Balance	FYTD Percent Exp/Enc
*****TOTAL FOR FUND-SCC 018 9915 (BIKE TO SCHOOL):							
2,500.00	0.00	2,500.00	954.25	954.25	45.75	1,500.00	40.00
=====							
*****TOTAL FOR FUND-SCC 018 9916 (SPIRIT NIGHT):							
3,500.00	0.00	3,500.00	2,297.52	0.00	0.00	1,202.48	65.64
=====							
*****TOTAL FOR FUND-SCC 018 9917 (BICENTENNIAL):							
677.00	0.00	677.00	677.00	553.00	0.00	0.00	100.00
=====							
*****TOTAL FOR FUND-SCC 018 9918 (FAMILY FIRST):							
1,000.00	0.00	1,000.00	842.20	0.00	0.00	157.80	84.22
=====							
*****TOTAL FOR FUND-SCC 018 9919 (STUDENT ART SHOW):							
250.00	0.00	250.00	28.47	0.00	221.53	0.00	100.00
=====							
*****TOTAL FOR FUND-SCC 019 9000 (ADAMH GRANT):							
6,900.00	0.00	6,900.00	6,476.00	1,035.00	305.00	119.00	98.28
=====							
*****TOTAL FOR FUND-SCC 019 9009 (MCDAC GRANT FY19):							
82,368.00	0.00	82,368.00	102,038.19	9,790.17	0.00	19,670.19	123.88
=====							
*****TOTAL FOR FUND-SCC 019 9181 (FIRST ENERGY GRANT):							
960.00	0.00	960.00	959.84	0.00	0.00	0.16	99.98
=====							
*****TOTAL FOR FUND-SCC 020 9001 (TRANSPORTATION ENTERPRISE):							
40,000.00	1,931.26	41,931.26	17,145.28	7,014.72	1,765.09	23,020.89	45.10
=====							
*****TOTAL FOR FUND-SCC 022 9000 (Unclaimed funds):							
10,000.00	0.00	10,000.00	1,307.70	0.00	3,692.30	5,000.00	50.00
=====							

Date: 06/07/19
Time: 1:31 pm

MEDINA CITY SCHOOL DISTRICT
Appropriation Account Summary
SORTED BY FUND-SCC

Page: 8
(APPSUM)

FYTD Appropriated	Prior FY Carryover Encumbrances	FYTD Expendable	FYTD Actual Expenditures	MTD Actual Expenditures	Current Encumbrances	FYTD Unencumbered Balance	FYTD Percent Exp/Enc
*****TOTAL FOR FUND-SCC 022 9300 (OH HIGH SCHOOL ATH ASSOC FUND):							
60,000.00	0.00	60,000.00	35,610.77	1,597.92	476.64	23,912.59	60.15
=====							
*****TOTAL FOR FUND-SCC 024 9001 (MEDICAL AND DRUG/SELF INSURANCE FUNDS):							
8,271,000.00	0.00	8,271,000.00	7,833,589.77	664,349.82	1,451,566.74	1,014,156.51-	112.26
=====							
*****TOTAL FOR FUND-SCC 024 9002 (DENTAL SELF INSURANCE FUNDS):							
675,000.00	0.00	675,000.00	623,322.37	56,761.66	56,476.68	4,799.05-	100.71
=====							
*****TOTAL FOR FUND-SCC 024 9094 (FLEX PRO):							
190,000.00	362.60	190,362.60	183,830.00	12,358.24	2,815.99	3,716.61	98.05
=====							
*****TOTAL FOR FUND-SCC 027 0000 (WORKMANS COMP.-SELF INS):							
206,000.00	0.00	206,000.00	241,354.14	21,438.33	14,991.16	50,345.30-	124.44
=====							
*****TOTAL FOR FUND-SCC 071 9013 (LOCAL SALES TAX PERMANENT IMPROVEMENTS):							
3,735,687.50	154,962.28	3,890,649.78	2,960,610.27	26,872.72	369,493.76	560,545.75	85.59
=====							
*****TOTAL FOR FUND-SCC 200 9110 (GARFIELD STUDENT COUNCIL/K-KIDS CLUB):							
1,500.00	0.00	1,500.00	0.00	0.00	200.00	1,300.00	13.33
=====							
*****TOTAL FOR FUND-SCC 200 9111 (GARFIELD CHESS CLUB):							
200.00	0.00	200.00	0.00	0.00	0.00	200.00	0.00
=====							
*****TOTAL FOR FUND-SCC 200 9121 (ELLA CANAVAN STUDENT COUNCIL):							
390.00	0.00	390.00	163.43	0.00	0.00	226.57	41.91
=====							
*****TOTAL FOR FUND-SCC 200 9185 (K-KIDS KIWANIS ACTIVITY CLUB-NORTHROP):							
2,500.00	0.00	2,500.00	689.96	0.00	1,000.00	810.04	67.60
=====							

Date: 06/07/19
Time: 1:31 pm

MEDINA CITY SCHOOL DISTRICT
Appropriation Account Summary
SORTED BY FUND-SCC

Page: 9
(APPSUM)

FYTD Appropriated	Prior FY Carryover Encumbrances	FYTD Expendable	FYTD Actual Expenditures	MTD Actual Expenditures	Current Encumbrances	FYTD Unencumbered Balance	FYTD Percent Exp/Enc
*****TOTAL FOR FUND-SCC 200 9202 (CLAGGETT MIDDLE SCH. STUDENT COUNCIL):							
4,814.00	0.00	4,814.00	2,533.62	404.41	104.24	2,176.14	54.80
=====							
*****TOTAL FOR FUND-SCC 200 9205 (CLAGGETT MIDDLE SCH. BUILDERS CLUB):							
300.00	0.00	300.00	232.67	70.67	0.00	67.33	77.56
=====							
*****TOTAL FOR FUND-SCC 200 9209 (CLAGGETT MIDDLE SCHOOL DRAMA CLUB):							
6,000.00	0.00	6,000.00	3,990.15	226.49	0.00	2,009.85	66.50
=====							
*****TOTAL FOR FUND-SCC 200 9253 (BUILDERS' CLUB - ROOT M.S.):							
950.00	0.00	950.00	207.85	141.41	258.56	483.59	49.10
=====							
*****TOTAL FOR FUND-SCC 200 9254 (HONORS ACADEMY - ROOT):							
4,150.00	37.33	4,187.33	1,549.25	0.00	267.07	2,371.01	43.38
=====							
*****TOTAL FOR FUND-SCC 200 9256 (DRAMA CLUB - ROOT M.S.):							
3,826.00	0.00	3,826.00	1,831.50	0.00	0.00	1,994.50	47.87
=====							
*****TOTAL FOR FUND-SCC 200 9258 (STUDENT COUNCIL - ROOT M.S.):							
2,660.00	103.88	2,763.88	1,848.69	13.99	60.00	855.19	69.06
=====							
*****TOTAL FOR FUND-SCC 200 9301 (YOUNG AMERICANS FOR FREEDOM):							
3,200.00	0.00	3,200.00	3,095.00	0.00	0.00	105.00	96.72
=====							
*****TOTAL FOR FUND-SCC 200 9302 (ART CLUB):							
525.00	0.00	525.00	467.75	0.00	0.00	57.25	89.10
=====							
*****TOTAL FOR FUND-SCC 200 9303 (CULTURAL EXPLORATION):							
200.00	0.00	200.00	23.49	0.00	0.00	176.51	11.75
=====							

Date: 06/07/19
Time: 1:31 pm

MEDINA CITY SCHOOL DISTRICT
Appropriation Account Summary
SORTED BY FUND-SCC

Page: 10
(APPSUM)

FYTD Appropriated	Prior FY Carryover Encumbrances	FYTD Expendable	FYTD Actual Expenditures	MTD Actual Expenditures	Current Encumbrances	FYTD Unencumbered Balance	FYTD Percent Exp/Enc
*****TOTAL FOR FUND-SCC 200 9305 (CHEMCLUB):							
900.00	0.00	900.00	245.52	0.00	0.00	654.48	27.28
=====							
*****TOTAL FOR FUND-SCC 200 9306 (OPERATION SMILE):							
170.00	0.00	170.00	112.81	112.81	57.19	0.00	100.00
=====							
*****TOTAL FOR FUND-SCC 200 9307 (CHOIR):							
38,700.00	23,306.57	62,006.57	29,085.01	3,000.00	12,884.66	20,036.90	67.69
=====							
*****TOTAL FOR FUND-SCC 200 9309 (IMPROV CLUB):							
4,300.00	0.00	4,300.00	0.00	0.00	0.00	4,300.00	0.00
=====							
*****TOTAL FOR FUND-SCC 200 9312 (DRAMA CLUB):							
23,000.00	898.89	23,898.89	5,191.75	195.58	4,056.22	14,650.92	38.70
=====							
*****TOTAL FOR FUND-SCC 200 9314 (MEDINA OUTDOORS CLUB):							
500.00	0.00	500.00	0.00	0.00	0.00	500.00	0.00
=====							
*****TOTAL FOR FUND-SCC 200 9315 (FELLOWSHIP OF CHRISTIAN ATHLETES):							
750.00	0.00	750.00	305.94	54.00	444.06	0.00	100.00
=====							
*****TOTAL FOR FUND-SCC 200 9318 (GIRLS LEADERSHIP CLUB):							
2,050.00	0.00	2,050.00	913.25	96.02	1,136.75	0.00	100.00
=====							
*****TOTAL FOR FUND-SCC 200 9321 (KEY CLUB):							
10,000.00	5,496.19	15,496.19	3,690.55	138.80	6,718.66	5,086.98	67.17
=====							
*****TOTAL FOR FUND-SCC 200 9323 (MEDINAMITE):							
3,000.00	0.00	3,000.00	343.00	343.00	2,657.00	0.00	100.00
=====							

Date: 06/07/19
Time: 1:31 pm

MEDINA CITY SCHOOL DISTRICT
Appropriation Account Summary
SORTED BY FUND-SCC

Page: 11
(APPSUM)

FYTD Appropriated	Prior FY Carryover Encumbrances	FYTD Expendable	FYTD Actual Expenditures	MTD Actual Expenditures	Current Encumbrances	FYTD Unencumbered Balance	FYTD Percent Exp/Enc
*****TOTAL FOR FUND-SCC 200 9324 (MEDINIAN):							
20,400.00	2,108.28	22,508.28	9,512.93	0.00	10,600.00	2,395.35	89.36
=====							
*****TOTAL FOR FUND-SCC 200 9325 (MHS BAND):							
25,675.00	0.00	25,675.00	5,904.88	2,841.38	17,607.85	2,162.27	91.58
=====							
*****TOTAL FOR FUND-SCC 200 9326 (NATIONAL HONOR SOCIETY):							
3,500.00	0.00	3,500.00	2,279.30	1,894.30	0.00	1,220.70	65.12
=====							
*****TOTAL FOR FUND-SCC 200 9327 (ORCHESTRA):							
3,000.00	0.00	3,000.00	0.00	0.00	0.00	3,000.00	0.00
=====							
*****TOTAL FOR FUND-SCC 200 9330 (SCIENCE OLYMPIAD CLUB):							
2,720.00	0.00	2,720.00	1,956.89	862.45	702.20	60.91	97.76
=====							
*****TOTAL FOR FUND-SCC 200 9332 (SPANISH CLUB):							
5,280.00	0.00	5,280.00	2,900.11	0.00	0.00	2,379.89	54.93
=====							
*****TOTAL FOR FUND-SCC 200 9333 (STUDENT COUNCIL):							
43,200.00	3,121.27	46,321.27	45,451.93	3,418.37	507.59	361.75	99.22
=====							
*****TOTAL FOR FUND-SCC 200 9335 (LATIN CLUB):							
7,316.94	0.00	7,316.94	7,316.71	0.00	0.00	0.23	100.00
=====							
*****TOTAL FOR FUND-SCC 200 9337 (AMERICAN SIGN LANGUAGE CLUB):							
350.00	0.00	350.00	124.30	0.00	214.86	10.84	96.90
=====							
*****TOTAL FOR FUND-SCC 200 9339 (SPEECH/DEBATE CLUB):							
32,500.00	2,422.88	34,922.88	15,387.93	437.75	17,206.53	2,328.42	93.33
=====							

Date: 06/07/19
Time: 1:31 pm

MEDINA CITY SCHOOL DISTRICT
Appropriation Account Summary
SORTED BY FUND-SCC

Page: 12
(APPSUM)

FYTD Appropriated	Prior FY Carryover Encumbrances	FYTD Expendable	FYTD Actual Expenditures	MTD Actual Expenditures	Current Encumbrances	FYTD Unencumbered Balance	FYTD Percent Exp/Enc
*****TOTAL FOR FUND-SCC 200 9340 (S. A. D. D.):							
1,000.00	0.00	1,000.00	555.74	68.58	512.84	68.58-	106.86
=====							
*****TOTAL FOR FUND-SCC 200 9346 (PENGUIN BOWL/NOSB):							
600.00	0.00	600.00	250.00	0.00	0.00	350.00	41.67
=====							
*****TOTAL FOR FUND-SCC 200 9350 (TECHNOLOGY CLUB):							
3,600.00	145.73	3,745.73	1,527.56	149.16	1,132.58	1,085.59	71.02
=====							
*****TOTAL FOR FUND-SCC 200 9352 (VIDEO CLUB - SR HI):							
6,000.00	0.00	6,000.00	274.55	0.00	5,725.45	0.00	100.00
=====							
*****TOTAL FOR FUND-SCC 200 9353 (CHINESE CLUB):							
100.00	0.00	100.00	0.00	0.00	100.00	0.00	100.00
=====							
*****TOTAL FOR FUND-SCC 200 9355 (GENDER AND SEXUALITY ALLIANCE):							
800.00	0.00	800.00	493.15	0.00	200.00	106.85	86.64
=====							
*****TOTAL FOR FUND-SCC 200 9380 (V O F T):							
25,000.00	15,639.11	40,639.11	14,349.23	2,500.00	10,650.77	15,639.11	61.52
=====							
*****TOTAL FOR FUND-SCC 200 9418 (CLASS OF 2018):							
650.69	5,817.11	6,467.80	6,321.21	219.97	0.00	146.59	97.73
=====							
*****TOTAL FOR FUND-SCC 200 9419 (CLASS OF 2019):							
5,700.00	4,919.39	10,619.39	1,890.38	89.91	7,303.88	1,425.13	86.58
=====							
*****TOTAL FOR FUND-SCC 200 9420 (CLASS OF 2020):							
47,970.00	0.00	47,970.00	39,450.37	37,834.34	8,383.10	136.53	99.72
=====							

Date: 06/07/19
Time: 1:31 pm

MEDINA CITY SCHOOL DISTRICT
Appropriation Account Summary
SORTED BY FUND-SCC

Page: 13
(APPSUM)

FYTD Appropriated	Prior FY Carryover Encumbrances	FYTD Expendable	FYTD Actual Expenditures	MTD Actual Expenditures	Current Encumbrances	FYTD Unencumbered Balance	FYTD Percent Exp/Enc
*****TOTAL FOR FUND-SCC 200 9421 (CLASS OF 2021):							
4,900.00	0.00	4,900.00	1,897.61	0.00	1,202.00	1,800.39	63.26
=====							
*****TOTAL FOR FUND-SCC 200 9422 (CLASS OF 2022):							
1,850.00	0.00	1,850.00	1,822.59	0.00	27.41	0.00	100.00
=====							
*****TOTAL FOR FUND-SCC 300 0000 (ATHLETIC FUND):							
410,500.00	23,132.01	433,632.01	324,879.55	15,908.62	55,101.37	53,651.09	87.63
=====							
*****TOTAL FOR FUND-SCC 300 9110 (GARFIELD FIELD TRIPS):							
10,000.00	0.00	10,000.00	5,293.55	176.12	3,236.88	1,469.57	85.30
=====							
*****TOTAL FOR FUND-SCC 300 9120 (CANAVAN FIELD TRIP):							
10,695.00	225.00	10,920.00	8,944.64	788.00	1,045.26	930.10	91.48
=====							
*****TOTAL FOR FUND-SCC 300 9130 (FENN FIELD TRIPS):							
10,000.00	0.00	10,000.00	5,645.50	893.82-	2,235.00	2,119.50	78.81
=====							
*****TOTAL FOR FUND-SCC 300 9140 (HERITAGE FIELD TRIPS):							
7,247.00	0.00	7,247.00	5,664.00	0.00	1,440.00	143.00	98.03
=====							
*****TOTAL FOR FUND-SCC 300 9160 (BLAKE FIELD TRIPS):							
11,000.00	0.00	11,000.00	1,148.42	0.00	9,137.03	714.55	93.50
=====							
*****TOTAL FOR FUND-SCC 300 9170 (WAITE FIELD TRIPS):							
42,000.00	0.00	42,000.00	12,107.18	139.52-	0.00	29,892.82	28.83
=====							
*****TOTAL FOR FUND-SCC 300 9180 (NORTHROP FIELD TRIPS):							
10,000.00	3,660.00	13,660.00	5,401.87	42.92	7,378.00	880.13	93.56
=====							

Date: 06/07/19
Time: 1:31 pm

MEDINA CITY SCHOOL DISTRICT
Appropriation Account Summary
SORTED BY FUND-SCC

Page: 14
(APPSUM)

FYTD Appropriated	Prior FY Carryover Encumbrances	FYTD Expendable	FYTD Actual Expenditures	MTD Actual Expenditures	Current Encumbrances	FYTD Unencumbered Balance	FYTD Percent Exp/Enc
*****TOTAL FOR FUND-SCC 300 9201 (CLAGGETT MIDDLE SCH. BAND FUND):							
44,000.00	0.00	44,000.00	14,312.45	520.04	25,423.82	4,263.73	90.31
=====							
*****TOTAL FOR FUND-SCC 300 9208 (CLAGGETT - 6TH GRADE TRIPS):							
111,500.00	0.00	111,500.00	105,568.54	0.00	0.00	5,931.46	94.68
=====							
*****TOTAL FOR FUND-SCC 300 9250 (ROOT M.S. BAND FUND):							
32,940.00	0.00	32,940.00	17,649.69	2,484.64	15,042.97	247.34	99.25
=====							
*****TOTAL FOR FUND-SCC 300 9253 (ROOT M.S. BEEHIVE):							
850.00	134.97	984.97	462.71	0.00	327.80	194.46	80.26
=====							
*****TOTAL FOR FUND-SCC 300 9258 (ROOT - DISTRICT SUPERVISED ACTIVITIES):							
140,730.00	0.00	140,730.00	120,749.10	9,480.00	3,157.00	16,823.90	88.05
=====							
*****TOTAL FOR FUND-SCC 300 9301 (BOWLING CLUB):							
4,000.00	0.00	4,000.00	2,800.00	0.00	0.00	1,200.00	70.00
=====							
*****TOTAL FOR FUND-SCC 300 9302 (MENS VOLLEYBALL):							
12,100.00	0.00	12,100.00	8,645.03	2,113.80	2,075.00	1,379.97	88.60
=====							
*****TOTAL FOR FUND-SCC 300 9303 (HUDDLE/SHUDDLE):							
2,775.00	0.00	2,775.00	647.91	73.02	2,058.40	68.69	97.52
=====							
*****TOTAL FOR FUND-SCC 300 9304 (LINK CREW):							
4,500.00	0.00	4,500.00	2,614.53	785.84	0.00	1,885.47	58.10
=====							
*****TOTAL FOR FUND-SCC 300 9313 (DRAMA/MUSICAL):							
21,990.00	0.00	21,990.00	9,628.20	0.00	1,366.80	10,995.00	50.00
=====							

Date: 06/07/19
Time: 1:31 pm

MEDINA CITY SCHOOL DISTRICT
Appropriation Account Summary
SORTED BY FUND-SCC

Page: 15
(APPSUM)

FYTD Appropriated	Prior FY Carryover Encumbrances	FYTD Expendable	FYTD Actual Expenditures	MTD Actual Expenditures	Current Encumbrances	FYTD Unencumbered Balance	FYTD Percent Exp/Enc
*****TOTAL FOR FUND-SCC 300 9334 (BEEHIVE CAFE):							
27,047.16	2,938.15	29,985.31	17,064.40	1,134.60	4,822.98	8,097.93	72.99
=====							
*****TOTAL FOR FUND-SCC 300 9390 (GLOBAL TRIPS):							
3,000.00	0.00	3,000.00	3,000.00	3,000.00	0.00	0.00	100.00
=====							
*****TOTAL FOR FUND-SCC 300 9410 (SPARKLE CHEERLEADING):							
3,568.10	0.00	3,568.10	3,330.67	200.00	69.33	168.10	95.29
=====							
*****TOTAL FOR FUND-SCC 401 9018 (AUXILIARY FUNDS/ST FRANCIS):							
72,030.45	296.20	72,326.65	72,326.65	0.00	0.00	0.00	100.00
=====							
*****TOTAL FOR FUND-SCC 401 9019 (AUXILIARY FUNDS/ST FRANCIS):							
423,805.06	0.00	423,805.06	302,070.14	42,051.58	39,178.43	82,556.49	80.52
=====							
*****TOTAL FOR FUND-SCC 401 9038 (AUX FUNDS MCA):							
1,803.03	22,211.32	24,014.35	24,014.35	0.00	0.00	0.00	100.00
=====							
*****TOTAL FOR FUND-SCC 401 9039 (AUX FUNDS MCA):							
185,757.08	0.00	185,757.08	154,383.01	6,741.50	7,240.98	24,133.09	87.01
=====							
*****TOTAL FOR FUND-SCC 401 9048 (AUX FUNDS KIDS COUNTRY):							
713.86	9,060.09	9,773.95	9,773.95	0.00	0.00	0.00	100.00
=====							
*****TOTAL FOR FUND-SCC 401 9049 (AUX FUNDS KIDS COUNTRY):							
12,519.04	0.00	12,519.04	2,397.58	0.00	354.26	9,767.20	21.98
=====							
*****TOTAL FOR FUND-SCC 499 9018 (STRATEGIES SECONDARY TRANSITION):							
3,129.00	3,129.00	6,258.00	6,258.00	0.00	0.00	0.00	100.00
=====							

Date: 06/07/19
Time: 1:31 pm

MEDINA CITY SCHOOL DISTRICT
Appropriation Account Summary
SORTED BY FUND-SCC

Page: 16
(APPSUM)

FYTD Appropriated	Prior FY Carryover Encumbrances	FYTD Expendable	FYTD Actual Expenditures	MTD Actual Expenditures	Current Encumbrances	FYTD Unencumbered Balance	FYTD Percent Exp/Enc
*****TOTAL FOR FUND-SCC 499 9019 (SCHOOL SAFETY):							
37,148.75	0.00	37,148.75	0.00	0.00	0.00	37,148.75	0.00
=====							
*****TOTAL FOR FUND-SCC 516 9011 (SIX B FY11):							
4,196.41	0.00	4,196.41	0.00	0.00	0.00	4,196.41	0.00
=====							
*****TOTAL FOR FUND-SCC 516 9018 (TITLE VI-B):							
259,932.36	12,995.75	272,928.11	272,928.11	0.00	0.00	0.00	100.00
=====							
*****TOTAL FOR FUND-SCC 516 9019 (TITLE VI-B):							
1,491,051.64	0.00	1,491,051.64	1,074,386.82	102,567.46	20,410.04	396,254.78	73.42
=====							
*****TOTAL FOR FUND-SCC 551 9119 (TITLE III LEP):							
8,117.28	0.00	8,117.28	8,117.28	0.00	0.00	0.00	100.00
=====							
*****TOTAL FOR FUND-SCC 572 9018 (TITLE I):							
83,389.25	24,632.47	108,021.72	108,021.72	0.00	0.00	0.00	100.00
=====							
*****TOTAL FOR FUND-SCC 572 9019 (TITLE I):							
580,831.41	0.00	580,831.41	361,695.28	42,128.43	15,216.68	203,919.45	64.89
=====							
*****TOTAL FOR FUND-SCC 572 9118 (TITLE I-D):							
39,740.62	30,330.50	70,071.12	70,071.12	0.00	0.00	0.00	100.00
=====							
*****TOTAL FOR FUND-SCC 572 9119 (TITLE I-D):							
117,255.18	0.00	117,255.18	20,705.57	4,647.46	11,387.01	85,162.60	27.37
=====							
*****TOTAL FOR FUND-SCC 587 9018 (PRESCHOOL):							
13,554.49	10,962.06	24,516.55	24,516.55	0.00	0.00	0.00	100.00
=====							

Date: 06/07/19
Time: 1:31 pm

MEDINA CITY SCHOOL DISTRICT
Appropriation Account Summary
SORTED BY FUND-SCC

Page: 17
(APPSUM)

FYTD Appropriated	Prior FY Carryover Encumbrances	FYTD Expendable	FYTD Actual Expenditures	MTD Actual Expenditures	Current Encumbrances	FYTD Unencumbered Balance	FYTD Percent Exp/Enc
*****TOTAL FOR FUND-SCC 587 9019 (PRESCHOOL):							
46,171.75	0.00	46,171.75	39,044.86	4,663.67	313.62	6,813.27	85.24
=====							
*****TOTAL FOR FUND-SCC 587 9119 (6B RESTORATION - PRESCHOOL RESTORATION):							
11,656.42	0.00	11,656.42	2,751.27	0.00	0.00	8,905.15	23.60
=====							
*****TOTAL FOR FUND-SCC 590 9018 (TITLE II-A):							
33,086.29	9,793.01	42,879.30	42,879.30	0.00	0.00	0.00	100.00
=====							
*****TOTAL FOR FUND-SCC 590 9019 (TITLE II-A):							
138,672.15	0.00	138,672.15	67,639.45	4,331.48	49,634.63	21,398.07	84.57
=====							
*****TOTAL FOR FUND-SCC 599 9018 (TITLE IV-A STUDENT SUPPORT AND ACADEMIC ENR):							
1,721.43	738.14	2,459.57	2,459.57	0.00	0.00	0.00	100.00
=====							
*****TOTAL FOR FUND-SCC 599 9019 (TITLE IV-A STUDENT SUPPORT AND ACADEMIC ENR):							
49,409.11	0.00	49,409.11	29,726.91	2,508.76	16,024.47	3,657.73	92.60
=====							
*****GRAND TOTALS:							
112,884,771.27	1,208,649.70	114,093,420.97	99,513,401.07	8,745,998.47	4,493,723.72	10,086,296.18	91.16
=====							

GENERAL FUND-TRUE DAYS CASH

Includes Emergency Levy

