

Medina City Schools

General Fund Analysis

May 31, 2020

	2019-2020 Original Estimate	Y-T-D Actual July 2019 - June 2020	Percent	Variance
	(1)	(2)		(3)
Beginning Balance - July 1, 2019		57,996,699.51		0.00
General Fund	37,069,600.65			
Other Funds - Substitute Levy	20,927,098.86			
Revenue	<u>78,343,863.00</u>	<u>77,529,753.83</u>	<u>99.0%</u>	<u>814,109.17</u>
	78,343,863.00	77,529,753.83		814,109.17
Expenditures	84,834,389.00	75,200,009.40	88.6%	9,634,379.60
Encumbrance	851,800.00	2,127,855.51		-1,276,055.51
	<u>85,686,189.00</u>	<u>77,327,864.91</u>		<u>8,358,324.09</u>
Ending Balance - June 30, 2020	50,654,373.51	58,198,588.43		-7,544,214.92

Original Estimate revenue, expenditure and encumbrance taken from May 2019 five-year forecast
Includes May 2018 Substitute Levy

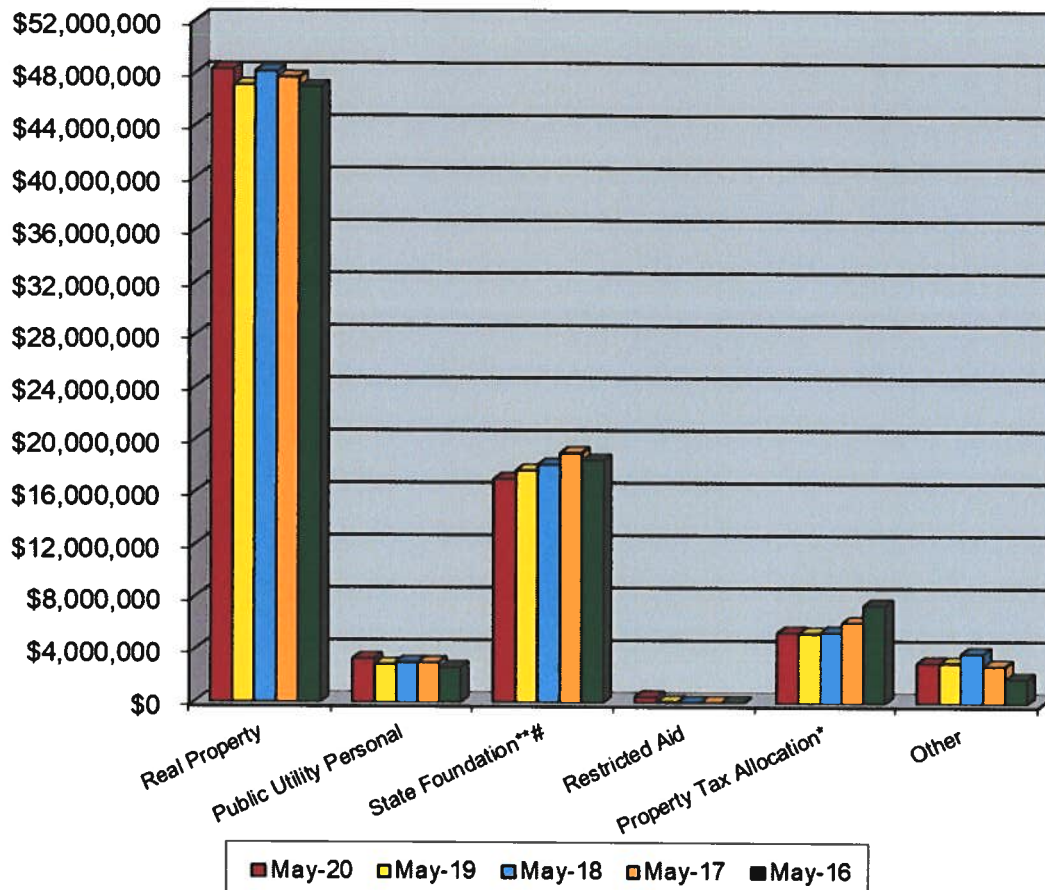
General Fund Summary

May 2020

Revenues

1. Real Property Taxes – Total Real Property Taxes received from the beginning of the fiscal year until May 31, 2020 is \$48,279,664.36. This is an increase of 2.6% above last year's taxes received at this time. \$-0- was collected in May.
2. Public Utility Personal Property Taxes – Total Public Utility Personal Property Taxes received from the beginning of the fiscal year until May 31, 2020 is \$3,317,403.24. These monies are distributed upon settlement from the County Auditor. This amount is listed in a separate line for State and five-year forecasting purposes. \$-0- had been transferred in May.
3. State Foundation – State Foundation monies received from the State of Ohio from the beginning of the fiscal year until May 31, 2020 total \$15,991,813.46. This is a decrease of 3.7% below last year's foundation money received at this time. \$1,045,723.95 was collected in May.
4. Restricted Aid – Restricted Aid monies are for Career Tech funding and Economically Disadvantaged Students. We have added e-Rate funding as well because these funds are restrictive to technology. Monies received from the beginning of the fiscal year until May 31, 2020 total \$447,302.83. \$6,904.68 was collected in May.
5. Homestead and Rollback – Monies received from the State of Ohio from the beginning of the fiscal year until May 31, 2020 total \$5,359,332.44. Receipts are based upon the real property taxes collected and Homestead filings with the County Auditor. \$2,678,584.02 was collected in May.
6. Other – Other monies received from the beginning of the fiscal year until May 31, 2020 total \$3,081,608.87. This is an increase of 0.2% above last year at this time and is due to Tuition, Open Enrollment-In, Miscellaneous Revenues, and Medicare Settlement funds account for this increase. \$119,407.03 was collected in May.

General Fund Revenue



	May-20	May-19	May-18	May-17	May-16	Current Forecast
Real Property	\$48,279,664	\$47,069,606	\$48,117,914	\$47,651,143	\$46,911,362	\$48,279,663
Public Utility Personal	\$3,317,403	\$2,903,216	\$3,061,495	\$3,021,813	\$2,660,947	\$3,316,342
State Foundation**	\$17,037,537	\$17,684,999	\$18,136,879	\$19,027,968	\$18,457,569	\$17,960,693
Restricted Aid	\$454,208	\$76,330	\$31,366	\$29,957	\$12,239	\$82,924
Property Tax Allocation*	\$5,359,332	\$5,310,488	\$5,387,357	\$6,129,771	\$7,466,057	\$5,364,883
Other	\$3,081,609	\$3,076,840	\$3,808,135	\$2,852,333	\$1,853,391	\$3,199,863
Total	\$77,529,754	\$76,121,478	\$78,543,146	\$78,712,986	\$77,361,564	\$78,204,368
State %	29.5%	30.3%	30.0%	32.0%	33.5%	

* Includes Homestead/Rollback, Tangible Personal Property Tax Fixed Rate Loss Reimbursement and Electric Deregulation.

** Includes Casino Revenue in State Foundation beginning January 2013 and Economic Disadvantaged Funding in November 2013.

Includes a one time Hold Harmless on TPP in May 2016

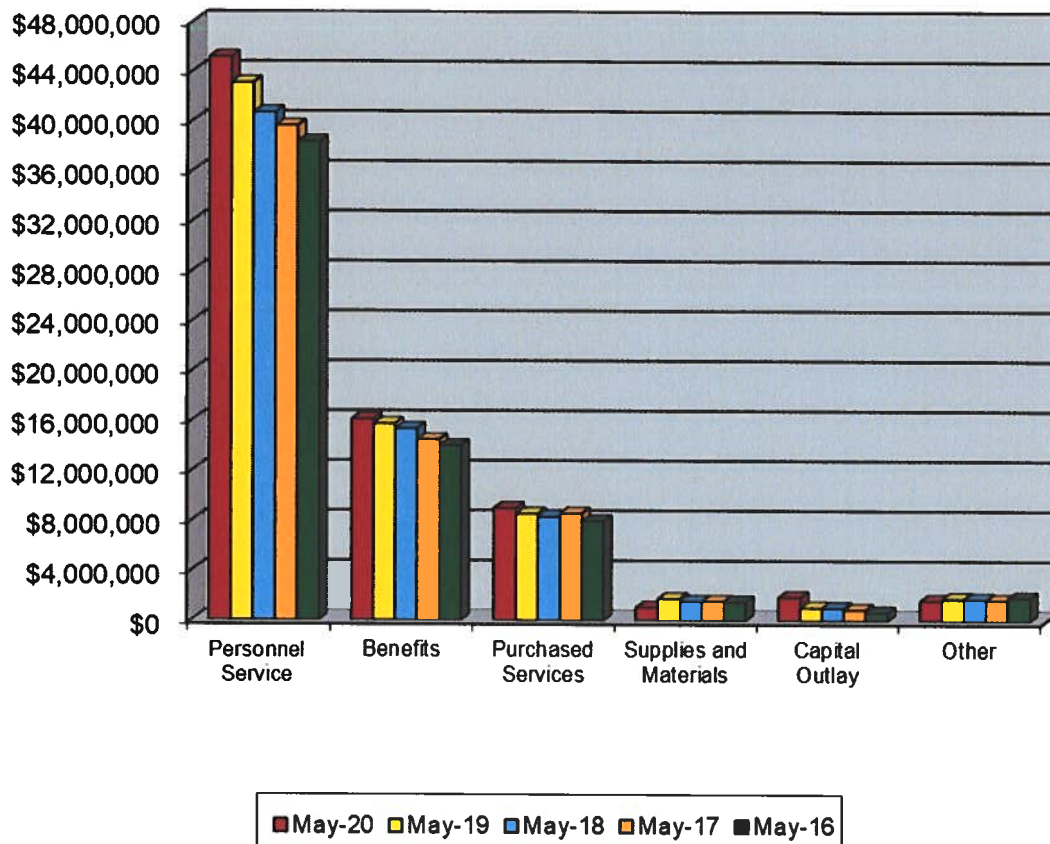
General Fund Summary

May 2020

Expenditures

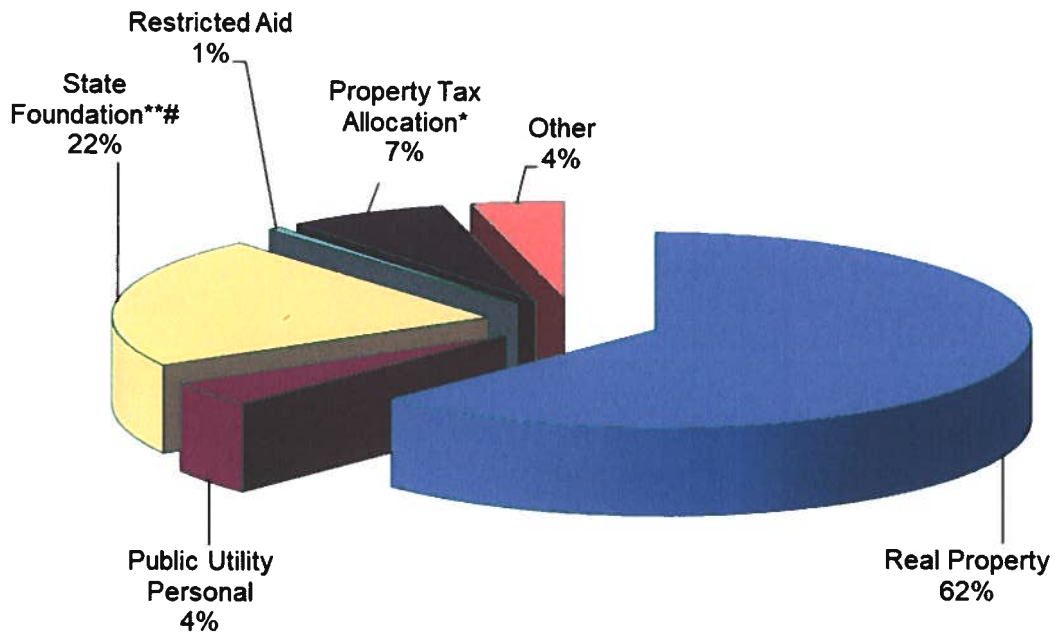
1. Personnel Services– The costs for personnel services for the School District from the beginning of the fiscal year until May 31, 2020 was \$45,144,826.89. This was an increase of 4.8% above last year at this time. \$3,689,188.93 was spent in May.
2. Benefits – The cost for benefits for the School District from the beginning of the fiscal year until May 31, 2020 was \$16,101,744.63. This was an increase of 2.3% above last year at this time. \$1,434,657.07 was spent in May.
3. Purchased Services – The cost for purchased services for the district from the beginning of the fiscal year until May 31, 2020 total \$8,970,499.54. This was a 5.1% increase above last year at this time and is due to General Services, Building Lease, Water/Sewer, Other Tuition, and Community Schools. \$775,362.74 was spent in May.
4. Supplies and Materials – The cost for supplies and materials for the district from the beginning of the fiscal year until May 31, 2020 total \$1,050,614.97. This was a 39.8% decrease below last year at this time. Office Supplies, Textbooks, Media Books, Electronic Subscriptions, Custodial/Maintenance Supplies, Transportation Parts/Supplies, and Fuel account for this decrease. \$63,353.48 was spent in May.
5. Capital Outlay – The cost for capital outlay for the district from the beginning of the fiscal year until May 31, 2020 total \$1,867,976.52. This was a 79.9% increase above last year at this time and was mainly due to New Equipment Middle School, New Equipment Senior High, New Equipment, New Equipment Maintenance, Technology Equipment, and Transportation Equipment. \$-0- was spent in May.
6. Other – The cost of other expenditures excluding transfers for the district was \$1,623,046.35 for the fiscal year until May 31, 2020. This was a 8.7% decrease below last year at this time. \$74,233.11 was spent in May. County Board Services, Taxes/Assessments, and Information Service Awards and Prizes make up the majority of this increase.

General Fund Expenditures

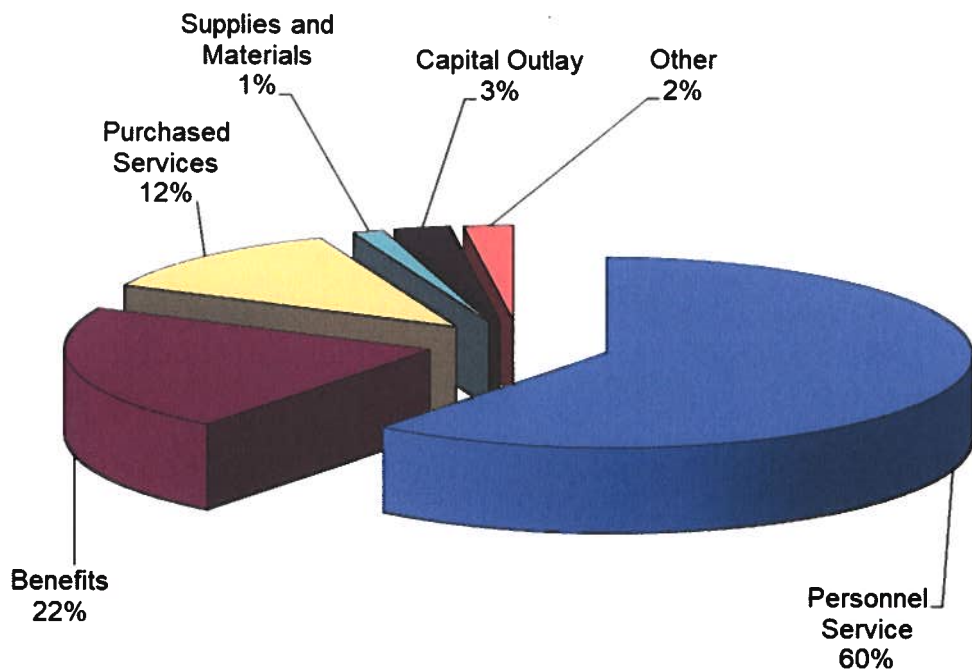


	May-20	May-19	May-18	May-17	May-16	Current Forecast
Personnel Service	\$45,144,827	\$43,084,515	\$40,696,561	\$39,634,401	\$38,359,921	\$50,167,435
Benefits	\$16,101,745	\$15,735,810	\$15,365,996	\$14,464,128	\$13,978,523	\$17,888,985
Purchased Services	\$8,970,500	\$8,536,298	\$8,297,851	\$8,553,912	\$7,948,453	\$9,208,191
Supplies and Materials	\$1,050,615	\$1,746,614	\$1,531,845	\$1,540,780	\$1,491,464	\$1,453,212
Capital Outlay	\$1,867,977	\$1,038,222	\$1,013,838	\$887,314	\$659,160	\$1,963,492
Other	\$1,623,046	\$1,777,732	\$1,734,305	\$1,650,140	\$1,835,273	\$1,683,496
Transfers and Adv., Etc.	\$441,301	\$445,806	\$475,988	\$478,944	\$486,731	\$970,890
Other than Debt						
Total	\$75,200,009	\$72,364,997	\$69,116,383	\$67,209,619	\$64,759,526	\$83,335,703

Current General Fund Revenue



Current General Fund Expenditures



May 2020

		Balance
Bank Balance - Regular Account		11,905,600.72
Petty Cash	0.00	
Financial Checks Outstanding	205,571.29	
Worker Comp Outstanding	1,071.57	
Payroll Checks Outstanding	49,823.73	
	256,466.59	11,649,134.13
Huntington/Flex Spending	62,843.20	
Flex O/S Checks	1,383.85	61,459.35
JPMorgan/Metlife Claims	28,270.40	28,270.40
Investments:		
Redtree Investments	23,692,401.89	
T. Rowe - Collins	300,469.31	
T. Rowe - Bushman	0.00	
Scudder -Collins	324,034.68	
Scudder - Bushman	5,616.66	
Kanehl Stocks	2,862.18	
Star Ohio (22923)	16,450,067.08	
Multi-Bank Securities	16,042,000.00	
Multi-Bank Money Market	1,051.36	
Fifth Third Securities	8,494,099.50	
Fifth Third Money Market	1,656,288.68	
Total	66,968,891.34	78,707,755.22
Adjustments		
Deposits in Transit	9,718.72	
Expenses not posted	336.92	
Total	10,055.64	78,717,810.86
		(10,055.64)
MCSD Balance		78,717,810.86
Difference Between Bank vs. Book		0.00

Medina City School District

Sales Tax Update

Date	Sales Tax Description	Receipts	Expenditures	Balance
July 1, 2019	Beginning Balance (071) Sales Tax and (002-9012) Bond			\$3,195,842.70
July	6-Month Asbestos Surveillance Inspection and Reports		\$525.00	\$3,195,317.70
	Ella Canavan Roof Replacement		\$75,240.00	\$3,120,077.70
	Sales Tax Distribution	\$766,235.16		\$3,886,312.86
	Fleet Master Lease Agreement		\$11,022.02	\$3,875,290.84
	Balance Due on Root Locker Bay Conversion Project		\$10,720.00	\$3,864,570.84
	Ella Canavan Roof Replacement Consulting and Supervision		\$2,560.00	\$3,862,010.84
	Additional Charges for Tennis Court Repairs and Improvements		\$67,441.22	\$3,794,569.62
August	Claggett Middle School Choral Risers with Side Rails		\$14,723.25	\$3,779,846.37
	Summer Paving Program		\$14,378.00	\$3,765,468.37
	Ella Canavan Roof Replacement		\$13,380.00	\$3,752,088.37
	Various District Paving		\$260,795.55	\$3,491,292.82
	Fleet Master Lease Agreement		\$39.68	\$3,491,253.14
	Northrop Connector Trail Consulting		\$3,132.00	\$3,488,121.14
	Asphalt Removal, Installation of Footpath/Sidewalk Between EVOLVE and Garfield		\$6,608.00	\$3,481,513.14
	Stamped, Colored Concrete at Front Doors/Sign at Garfield		\$5,250.00	\$3,476,263.14
	Fenn Flooring Refinish/Repair in Boys/Girls Bathroom		\$3,390.00	\$3,472,873.14
	Claggett Gymnasium Floor Improvements		\$17,355.00	\$3,455,518.14
	Claggett Replacement Gym Seating		\$83,759.71	\$3,371,758.43
	Concrete Addition to Picnic Area at Root Middle School		\$11,375.00	\$3,360,383.43
September	Blake PTO/Digital Msg	\$4,000.00		\$3,364,383.43
	Digital Messaging Center to be Installed in Existing Brick Structure		\$9,555.96	\$3,354,827.47
	Ella Canavan Elementary Roof Replacement Consulting and Supervision		\$1,174.00	\$3,353,653.47
	Ella Canavan Roof Replacement Project		\$10,380.00	\$3,343,273.47
	Installation of Sliding Glass Window in Fenn Cafeteria		\$4,838.00	\$3,338,435.47
	Fleet Master Lease Agreement		\$11,287.85	\$3,327,147.62
	Temporary Cooling Equipment Rental at Claggett		\$10,055.00	\$3,317,092.62
	Northrop Connector Trail Consulting Work		\$2,488.59	\$3,314,604.03
	Summer Paving Program		\$2,558.50	\$3,312,045.53
	Transportation/Post Construction		\$950.00	\$3,311,095.53
	Bowan House Powerwashing		\$500.00	\$3,310,595.53
October	Materials and Labor to Replace Three Windows at MHS		\$1,877.77	\$3,308,717.76
	Additional Charges associated with Tennis Court Repairs		\$12,330.45	\$3,296,387.31
	Temporary Cooling Equipment at Claggett		\$2,905.00	\$3,293,482.31
	Sales Tax Distribution	\$871,168.69		\$4,164,651.00
	Various District Paving		\$13,870.57	\$4,150,780.43
	Fleet Master Lease Agreement		\$11,287.85	\$4,139,492.58
	Northrop Connector Trail Consulting Work and Land Survey		\$3,595.07	\$4,135,897.51
	Materials and Labor to Replace Twelve Windows at Blake		\$8,044.79	\$4,127,852.72
	Labor and Materials Windows at Root		\$6,406.20	\$4,121,446.52
	Waite Elementary Access Drive Repair		\$14,587.63	\$4,106,858.89
	Post Construction Costs Associated with the Tennis Courts/Transportation		\$375.00	\$4,106,483.89
November	Various District Paving		\$13,534.11	\$4,092,949.78
	Fleet Master Lease Agreement		\$17,655.08	\$4,075,294.70
	Northrop Connector Trail Consulting Work		\$139.20	\$4,075,155.50
	Claggett Replacement Gym Seating		\$9,380.00	\$4,065,775.50
	Transportation Lot Improvements		\$34,758.02	\$4,031,017.48
	Post Construction Costs Associated with the Tennis Courts/Transportation		\$375.00	\$4,030,642.48
	2019 Asphalt Improvement-Additional Services		\$2,625.25	\$4,028,017.23
	Construction of Northrop Trail		\$134,982.40	\$3,893,034.83
	COP's Principal and Interest		\$1,290,750.49	\$2,602,284.34
December	Paint for Fenn Playground		\$55.38	\$2,602,228.96
	Rollershades for Garfield		\$19,150.00	\$2,583,078.96
	Fleet Master Lease Agreement		\$11,718.40	\$2,571,360.56
	Additional Services for Northrop Connector Trail Consulting		\$1,701.26	\$2,569,659.30
	Summer Paving Program		\$156.25	\$2,569,503.05

Medina City School District

Sales Tax Update

Date	Sales Tax Description	Receipts	Expenditures	Balance
January 2020	6-Month Asbestos Surveillance Inspection and Reports		\$525.00	\$2,568,978.05
	Fleet Master Lease Agreement		\$11,843.40	\$2,557,134.65
	Sales Tax Distribution	\$854,234.87		\$3,411,369.52
	Additional Services for Northrop Connector Trail Consulting		\$936.33	\$3,410,433.19
	Consulting Services for MHS Roof Replacement Sections E, F		\$24,325.50	\$3,386,107.69
February	Fleet Master Lease Agreement		\$11,843.40	\$3,374,264.29
	Northrop Connector Trail Consulting Work		\$198.32	\$3,374,065.97
	Consulting Services for MHS Roof Replacement Sections E, F		\$9,107.50	\$3,364,958.47
	Construction of Northrop Connector Trail		\$94,787.60	\$3,270,170.87
March	Summer Paving of Specified Areas - Correction		-\$2,241.11	\$3,272,411.98
	Fleet Master Lease Agreement		\$11,827.47	\$3,260,584.51
	Liteweight Mat Set		\$19,624.00	\$3,240,960.51
April	Sales Tax Distribution	\$922,872.24		\$4,163,832.75
	Fleet Master Lease Agreement		\$11,826.28	\$4,152,006.47
	Blueprints for Bidders		\$121.16	\$4,151,885.31
May	Blueprints for Bidders		\$3.96	\$4,151,881.35
	Construction of Northrop Trail		\$16,481.80	\$4,135,399.55
	COPs Interest		\$444,007.06	\$3,691,392.49
	Fleet Master Lease Agreement		\$11,826.28	\$3,679,566.21
	Additional Services for Northrop Connector Trail Consulting Work		\$94.89	\$3,679,471.32
	Trustee Fee for COPs		\$1,250.00	\$3,678,221.32
Fiscal Year Totals		\$3,418,510.96	\$2,936,132.34	

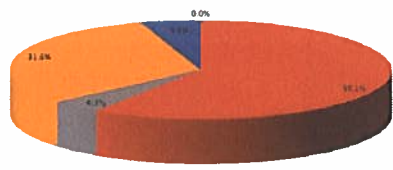
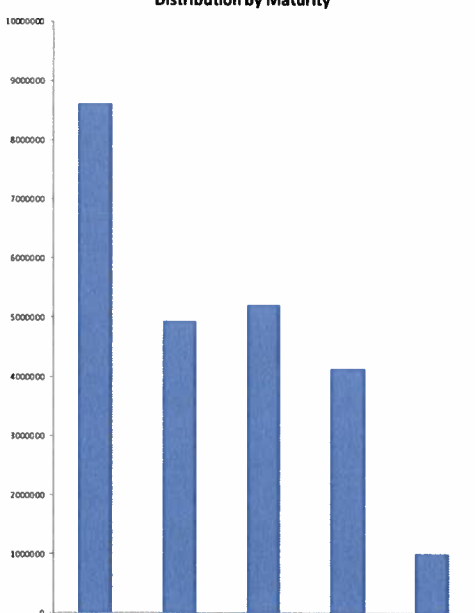
Medina City School District

Recreation Center Update

Date	Description	District Revenue	District Expenses	City Reimbursements	Total Balance
July 1, 2019	Beginning Balance (003-9001)				\$ 381,679.90
07/08/19	Donation - Partner Mktg	\$1,450.93			\$ 383,130.83
07/10/19	Roof Replacement Project - Payment #2		\$ 249,300.00		\$ 133,830.83
07/19/19	Consulting Services for MCRC Roof Replacement		\$12,045.20		\$ 121,785.63
08/09/19	Butterfly Valves for Surge Tanks		\$4,132.73		\$ 117,652.90
08/09/19	Tile Repair		\$1,178.43		\$ 116,474.47
08/09/19	Consulting Services for MCRC Roof Replacement		\$6,788.90		\$ 109,685.57
08/09/19	Roof Replacement Project - Payment #3		\$137,993.40		\$ (28,307.83)
08/20/19	Summer Paving of Specified Areas		\$26,928.70		\$ (55,236.53)
09/10/19	Consulting Services for MCRC Roof Replacement		\$3,394.45		\$ (58,630.98)
09/23/19	3 Projectors and Large Screen Displays for Conference			\$1,744.35	\$ (56,886.63)
09/23/19	Roof Replacement Project - Payment #1			\$111,150.00	\$ 54,263.37
09/23/19	Roof Replacement Project - Payment #2			\$124,650.00	\$ 178,913.37
09/27/19	Roof Replacement Project - Payment #4		\$233,400.60		\$ (54,487.23)
10/03/19	Butterfly Valves for Surge Tanks			\$2,066.37	\$ (52,420.86)
10/03/19	Tile Repair			\$589.22	\$ (51,831.64)
10/03/19	Roof Replacement Project - Payment #3			\$68,996.70	\$ 17,165.06
10/10/19	Dome Cameras and Ethernet Lines, Warrenty		\$47,626.00		\$ (30,460.94)
10/10/19	Additional Ethernet Drop		\$5,975.00		\$ (36,435.94)
10/21/19	Roof Replacement Project - Payment #4			\$116,700.30	\$ 80,264.36
10/21/19	Dome Cameras and Ethernet Lines, Warrenty			\$23,813.00	\$ 104,077.36
10/21/19	Additional Ethernet Drop			\$2,987.50	\$ 107,064.86
10/23/19	Summer Paving of Specified Areas		\$285.00		\$ 106,779.86
10/23/19	Consulting Services for MCRC Roof Replacement		\$1,697.00		\$ 105,082.86
10/31/19	Donation - Partner Mktg	\$145.35			\$ 105,228.21
11/30/19					\$ 105,228.21
12/03/19	Summer Paving of Specified Areas			\$13,606.85	\$ 118,835.06
12/11/19	Tile Repair		\$240.00		\$ 118,595.06
12/11/19	Consulting Services for MCRC Roof Replacement		\$1,697.45		\$ 116,897.61
12/11/19	Roof Replacement Project - Payment #5		\$5,171.40		\$ 111,726.21
12/11/19	Roof Replacement Project - Payment #6		\$94,240.60		\$ 17,485.61
01/07/20	Donation - Partner Mktg	\$1,462.56			\$ 18,948.17
01/21/20	Tile Repair		\$495.00		\$ 18,453.17
01/21/20	Transfer from 001	\$100,000.00			\$ 118,453.17
02/04/20	Roof Replacement Project - Payment #5			\$2,585.70	\$ 121,038.87
02/04/20	Roof Replacement Project - Payment #6			\$47,120.30	\$ 168,159.17
02/04/20	Tile Repair			\$120.00	\$ 168,279.17
02/19/20	Tile Repair			\$247.50	\$ 168,526.67
03/11/20	Summer Paving of Specified Areas - Correction		\$2,241.11		\$ 166,285.56
03/19/20	Consulting Services for MCRC Roof Replacement			\$42,000.00	\$ 208,285.56
04/09/20	Donation - Partner Mktg	\$1,823.30			\$ 210,108.86
04/29/20	Lumber for Sauna Repair		\$2,515.52		\$ 207,593.34
04/29/20	Tile Repair		\$2,000.00		\$ 205,593.34
05/08/20	Sauna Heater and Controls		\$3,310.63		\$ 202,282.71
05/19/20	Mirror Replacement		\$663.00		\$ 201,619.71
05/29/20	Insulation for Sauna		\$165.37		\$ 201,454.34
05/29/20	Tile Repairs		\$2,000.00		\$ 199,454.34
Total Revenues, Expenditures and Reimbursements		\$ 104,882.14	\$ 845,485.49	\$ 558,377.79	

Monthly Investment Summary
Medina City School District
US Bank Custodian Acct Ending x70982
 May 31, 2020

Monthly Cash Flow Activity		Market Value Summary				
From 04-30-20 through 05-31-20		Security Type	Market Value	Pct. Assets	Avg Yield at Cost	Wght Avg Mat
Beginning Book Value	23,680,714.56	Money Market Fund				
Contributions	0.00	MONEY MARKET FUND	7,703.14	0.0	0.06	0.00
Withdrawals	0.00	Fixed Income				
Realized Gains/Losses	15.90	MUNICIPAL BONDS	1,014,240.00	4.2	1.15	0.97
Gross Interest Earnings	11,671.43	U.S. GOVERNMENT AGENCY DISCOUNT NOTES	1,198,140.00	5.0	0.20	0.86
Ending Book Value	23,692,401.89	U.S. GOVERNMENT AGENCY NOTES	14,087,309.98	59.0	1.21	2.60
		U.S. TREASURY NOTES	7,529,610.70	31.5	1.70	0.83
		Accrued Interest	58,467.22	0.2		
		TOTAL PORTFOLIO	23,895,471.04	100.0	1.31	1.88

Maturity Distribution		Security Type Allocation	
Distribution by Maturity			
		<ul style="list-style-type: none"> MONEY MARKET FUND MUNICIPAL BONDS U.S. GOVERNMENT AGENCY NOTES U.S. GOVERNMENT AGENCY DISCOUNT NOTES U.S. TREASURY NOTES 	

Disclosures:

RedTree's internal accounting system is used as the source of the market value of this account. Although obtained from a source believed to be reliable, we cannot guarantee its accuracy. You should review all account statements provided by the custodian and compare with the statements provided by RedTree.

Questions? Call 888.596.2293 or email info@redtreeinv.com

**Portfolio Holdings Report
 Medina City School District
 US Bank Custodian Acct Ending x70982
 May 31, 2020**

Quantity	Cusip	Security Description	Moody's	S&P	Cost Basis	Market Value	Yield at Cost	Wtd Maturity	Purchase Date
U.S. GOVERNMENT AGENCY NOTES									
1,070,000	3135G0F73	Federal Natl Mtg Assoc 1.500% Due 11-30-20	Aaa	AA+	1,063,023.60	1,076,941.21	2.00	0.50	08-01-19
1,000,000	3134GVNS3	Federal Home Ln Mtg 0.550% Due 04-27-22	Aaa	AA+	1,000,000.00	1,000,175.26	0.55	1.90	04-27-20
500,000	3134GVTG3	Federal Home Ln Mtg 0.350% Due 05-13-22	Aaa	AA+	500,000.00	499,885.71	0.35	1.94	05-13-20
1,200,000	3133ELZN7	Federal Farm Credit Bank 0.160% Due 05-18-22	Aaa	AA+	1,197,804.00	1,197,975.29	0.25	1.96	05-26-20
1,000,000	3134GVMH8	Federal Home Ln Mtg 0.550% Due 07-27-22	Aaa	AA+	1,000,000.00	1,000,070.09	0.55	2.14	04-27-20
1,000,000	3130AH5R0	Federal Home Ln Bank 2.000% Due 09-26-22	Aaa	AA+	999,950.00	1,000,838.41	2.00	2.25	10-01-19
1,500,000	3133ELUJ1	Federal Farm Credit Bank 1.000% Due 03-24-23	Aaa	AA+	1,500,000.00	1,501,691.40	1.00	2.77	03-24-20
1,000,000	3135G03P6	Federal Natl Mtg Assoc 0.800% Due 04-27-23	Aaa	AA+	1,000,000.00	1,000,104.96	0.80	2.87	04-27-20
700,000	3135G04Q3	Federal Natl Mtg Assoc 0.250% Due 05-22-23	Aaa	AA+	698,064.50	698,547.63	0.34	2.96	05-28-20
1,000,000	3133EKRJ7	Federal Farm Credit Bank 2.400% Due 06-19-23	Aaa	AA+	1,000,000.00	1,000,718.28	2.40	2.90	06-28-19
1,200,000	3134GUF96	Federal Home Ln Mtg 1.900% Due 09-26-23	Aaa	AA+	1,200,000.00	1,201,271.16	1.90	3.18	12-26-19
700,000	3133ELWJ9	Federal Farm Credit Bank 1.050% Due 10-16-23	Aaa	AA+	700,000.00	700,584.51	1.05	3.31	04-16-20
700,000	3134GVYH5	Federal Home Ln Mtg 0.500% Due 11-28-23	Aaa	AA+	700,000.00	699,990.87	0.50	3.46	05-28-20
500,000	3130AJ6M6	Federal Home Ln Bank 1.700% Due 02-26-24	Aaa	AA+	500,000.00	503,701.48	1.70	3.60	02-26-20
1,000,000	3134GUBQ2	Federal Home Ln Mtg 2.100% Due 09-23-24	Aaa	AA+	999,500.00	1,004,813.72	2.11	4.09	09-23-19
	Accrued Interest					36,216.69			
					14,058,342.10	14,123,526.68	1.21	2.60	
MUNICIPAL BONDS									
1,000,000	971090XA8	City of Willoughby, OH 2.000% Due 05-21-21	Aa2	AA	1,008,400.00	1,014,240.00	1.15	0.97	05-21-20
	Accrued Interest					555.56			
					1,008,400.00	1,014,795.56	1.15	0.97	
U.S. TREASURY NOTES									
1,200,000	912828M98	US Treasury Note 1.625% Due 11-30-20	Aaa	AA+	1,197,187.50	1,208,625.60	1.83	0.50	09-30-19
1,000,000	912828N89	US Treasury Note 1.375% Due 01-31-21	Aaa	AA+	998,125.00	1,007,930.00	1.56	0.66	01-28-20
615,000	912828N89	US Treasury Note 1.375% Due 01-31-21	Aaa	AA+	613,991.02	619,876.95	1.54	0.66	01-30-20
1,200,000	912828P87	US Treasury Note 1.125% Due 02-28-21	Aaa	AA+	1,192,593.76	1,208,343.60	1.66	0.75	12-27-19
1,250,000	912828Q37	US Treasury Note 1.250% Due 03-31-21	Aaa	AA+	1,242,382.81	1,260,888.75	1.69	0.83	10-30-19
1,000,000	912828S27	US Treasury Note 1.125% Due 06-30-21	Aaa	AA+	987,226.56	1,009,883.00	1.86	1.07	09-17-19
1,200,000	912828F6	US Treasury Note 1.125% Due 08-31-21	Aaa	AA+	1,188,750.00	1,214,062.80	1.68	1.24	12-10-19
	Accrued Interest					21,694.97			
					7,420,256.65	7,551,305.67	1.70	0.83	

Disclosures:

RedTree's internal accounting system is used as the source of the market value of this account. Although obtained from a source believed to be reliable, we cannot guarantee its accuracy. You should review all account statements provided by the custodian and compare with the statements provided by RedTree.

Questions? Call 888.596.2293 or email info@redtreeinv.com

Portfolio Holdings Report
Medina City School District
US Bank Custodian Acct Ending x70982
 May 31, 2020

Quantity	Cusip	Security Description	Moody's	S&P	Cost Basis	Market Value	Yield at Cost	Wtd Maturity	Purchase Date
U.S. GOVERNMENT AGENCY DISCOUNT NOTES									
1,200,000	313385EA0	Federal Home Ln Bank Discount Note 0.000% Due 04-07-21	P-1	A-1+	1,197,700.00	1,198,140.00	0.20	0.86	04-27-20
MONEY MARKET FUND									
	USBMMF	First American Treasury Obligations Fund			7,703.14	7,703.14	0.06		
TOTAL PORTFOLIO					23,692,401.89	23,895,471.04	1.31	1.88	

Disclosures:

RedTree's internal accounting system is used as the source of the market value of this account. Although obtained from a source believed to be reliable, we cannot guarantee its accuracy. You should review all account statements provided by the custodian and compare with the statements provided by RedTree.

Questions? Call 888.596.2293 or email info@redtreeinv.com

Monthly Activity Reports
Medina City School District
US Bank Custodian Acct Ending x70982
 From 05-01-20 Through 05-31-20

GROSS INTEREST INCOME

Ex-Date	Pay-Date	Security	Amount
U.S. GOVERNMENT AGENCY NOTES			
05-21-20	05-21-20	Federal Natl Mtg Assoc 1.600% Due 08-24-21	1,856.00
05-24-20	05-24-20	Federal Natl Mtg Assoc 1.600% Due 08-24-21	4,260.00
05-26-20	05-26-20	Federal Farm Credit Bank 0.160% Due 05-18-22	-42.67
05-26-20	05-26-20	Federal Natl Mtg Assoc 1.400% Due 08-28-20	513.33
05-28-20	05-28-20	Federal Natl Mtg Assoc 0.250% Due 05-22-23	-29.17
05-28-20	05-28-20	Federal Natl Mtg Assoc 1.400% Due 08-28-20	4,795.00
			<hr/> 11,352.49
MONEY MARKET FUND			
05-01-20	05-01-20	First American Treasury Obligations Fund	318.94
GROSS INCOME			<hr/> 11,671.43

Disclosures:

RedTree's internal accounting system is used as the source of the market value of this account. Although obtained from a source believed to be reliable, we cannot guarantee its accuracy. You should review all account statements provided by the custodian and compare with the statements provided by RedTree.

Questions? Call 888.596.2293 or email info@redtreeinv.com

Purchase and Sale
Medina City School District
US Bank Custodian Acct Ending x70982
 From 05-01-20 Through 05-31-20

Trade Date	Settle Date	Quantity	Security	Unit Price	Amount
PURCHASES					
05-21-2020	05-21-2020	1,000,000	City of Willoughby, OH 2.000% Due 05-21-21	100.84	1,008,400.00
05-26-2020	05-26-2020	1,200,000	Federal Farm Credit Bank 0.160% Due 05-18-22	99.82	1,197,804.00
05-13-2020	05-13-2020	500,000	Federal Home Ln Mtg 0.350% Due 05-13-22	100.00	500,000.00
05-28-2020	05-28-2020	700,000	Federal Home Ln Mtg 0.500% Due 11-28-23	100.00	700,000.00
05-28-2020	05-28-2020	700,000	Federal Natl Mtg Assoc 0.250% Due 05-22-23	99.72	698,064.50
					4,104,268.50
SALES					
05-21-2020	05-21-2020	480,000	Federal Natl Mtg Assoc 1.600% Due 08-24-21	100.00	480,014.40
05-24-2020	05-24-2020	1,065,000	Federal Natl Mtg Assoc 1.600% Due 08-24-21	100.00	1,065,000.00
05-26-2020	05-26-2020	150,000	Federal Natl Mtg Assoc 1.400% Due 08-28-20	100.00	150,001.50
05-28-2020	05-28-2020	1,370,000	Federal Natl Mtg Assoc 1.400% Due 08-28-20	100.00	1,370,000.00
					3,065,015.90

Disclosures:

RedTree's internal accounting system is used as the source of the market value of this account. Although obtained from a source believed to be reliable, we cannot guarantee its accuracy. You should review all account statements provided by the custodian and compare with the statements provided by RedTree.

Questions? Call 888.596.2293 or email info@redtreeinv.com

Realized Gains/Losses
Medina City School District
US Bank Custodian Acct Ending x70982
 From 05-01-20 Through 05-31-20

Open Date	Close Date	Quantity	Security	Cost Basis	Proceeds	Gain Or Loss	
						Short Term	Long Term
08-30-2016	05-21-2020	480,000	Federal Natl Mtg Assoc 1.600% Due 08-24-21	480,000.00	480,014.40		14.40
08-30-2016	05-24-2020	1,065,000	Federal Natl Mtg Assoc 1.600% Due 08-24-21	1,065,000.00	1,065,000.00		0.00
08-30-2016	05-26-2020	150,000	Federal Natl Mtg Assoc 1.400% Due 08-28-20	150,000.00	150,001.50		1.50
08-30-2016	05-28-2020	1,370,000	Federal Natl Mtg Assoc 1.400% Due 08-28-20	1,370,000.00	1,370,000.00		0.00
TOTAL GAINS						0.00	15.90
TOTAL LOSSES						0.00	0.00
TOTAL REALIZED GAIN/LOSS						0.00	15.90

Disclosures:

RedTree's internal accounting system is used as the source of the market value of this account. Although obtained from a source believed to be reliable, we cannot guarantee its accuracy. You should review all account statements provided by the custodian and compare with the statements provided by RedTree.

Questions? Call 888.596.2293 or email info@redtreeinv.com

ENV# CEBJLPMZBBJJZKC_BBBBB
FIFTH THIRD SECURITIES, INC.
MD IM0B2A
5050 KINGSLEY DRIVE
CINCINNATI, OH 45263

MEDINA CITY SCHOOLS
DAVID CHAMBERS
739 WEYMOUTH RD
MEDINA OH 44256



STATEMENT FOR THE PERIOD MAY 1, 2020 TO MAY 31, 2020

MEDINA CITY SCHOOLS - Corporation
Account Number: [REDACTED]

By the courtesy of:
CARTER/SAVAGE

For questions about your accounts:
Local: 614 744 5496
In-State: 614 744 7074
National: 888 889 1025

TOTAL VALUE OF YOUR PORTFOLIO **\$10,358,645.91**

FOR YOUR INFORMATION

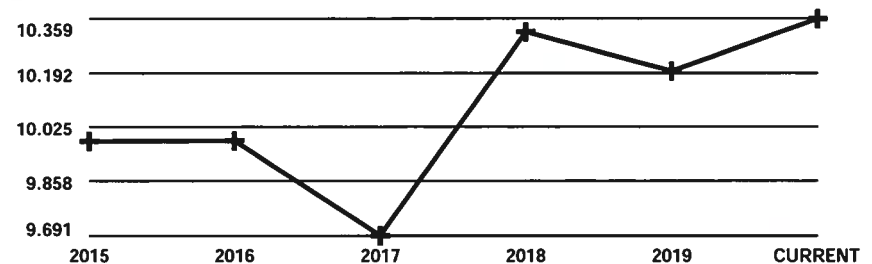
Fifth Third Securities, Inc. Investments offered through Fifth Third Securities, Inc., member
FINRA/SIPC

Fifth Third Securities, Inc.

MN_CEBJLPMZBBJJZKC_BBBBB 20200529

CHANGE IN VALUE OF YOUR PORTFOLIO

\$ millions



Change In Value Of Your Portfolio information can be found in Miscellaneous Footnotes at the end of this statement.

Account carried with National Financial Services LLC, Member
NYSE, SIPC

Statement for the Period May 1, 2020 to May 31, 2020

MEDINA CITY SCHOOLS - Corporation

Account Number: [REDACTED]



Account Overview

CHANGE IN ACCOUNT VALUE	Current Period	Year-to-Date
BEGINNING VALUE	\$10,317,944.88	\$10,198,616.66
Additions and Withdrawals	(\$16,270.15)	(\$92,674.78)
Income	\$16,270.15	\$92,674.78
Taxes, Fees and Expenses	\$0.00	\$0.00
Change in Value	\$40,701.03	\$160,029.25
ENDING VALUE (AS OF 05/31/20)	\$10,358,645.91	\$10,358,645.91

Refer to Miscellaneous Footnotes for more information on Change in Value.

INCOME	Current Period	Year-to-Date
TAXABLE		
Taxable Dividends	\$99.02	\$3,234.72
Taxable Interest	\$16,171.13	\$89,440.06
TOTAL TAXABLE	\$16,270.15	\$92,674.78
TOTAL INCOME	\$16,270.15	\$92,674.78

Taxable income is determined based on information available to NFS at the time the statement was prepared, and is subject to change. Final information on taxation of interest and dividends is available on Form 1099-Div, which is mailed in February of the subsequent year.

REALIZED GAIN (LOSS)	Current Period	Year-to-Date
Short Term Gain	\$0.00	\$5,975.00
Short Term Loss	\$0.00	\$0.00
Disallowed Short Term Loss	\$0.00	\$0.00
TOTAL SHORT TERM GAIN (LOSS)	\$0.00	\$5,975.00

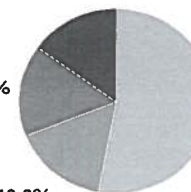
ACCOUNT ALLOCATION

U.S. Treasury / Agency Sec. 15.0%

Municipal Bonds 16.0%

Money Markets 16.0%

CDs 53.0%



	Percent	Prior Period	Current Period
Money Markets	16.0 %	\$921,288.68	\$1,656,288.68
CDs	53.0	\$6,204,451.30	\$5,492,409.23
Municipal Bonds	16.0	\$1,634,633.90	\$1,653,876.50
U.S. Treasury / Agency Sec.	15.0	\$1,557,571.00	\$1,556,071.50
TOTAL	100.0 %	\$10,317,944.88	\$10,358,645.91

Account Allocation shows the percentage that each asset class represents of your total account value. Account Allocation for equities, fixed income, and other categories may include mutual funds and may be net of short positions. NFS has made assumptions concerning how certain mutual funds are allocated. Closed-end mutual funds and Exchange Traded Products (ETPs) listed on an exchange may be included in the equity allocation. The chart may not reflect your actual portfolio allocation. Consult your broker/dealer prior to making investment decisions.

Statement for the Period May 1, 2020 to May 31, 2020

MEDINA CITY SCHOOLS - Corporation

Account Number: [REDACTED]



Account Overview *continued*

REALIZED GAIN (LOSS) <i>continued</i>	Current Period	Year-to-Date
Long Term Gain	\$0.00	\$0.00
Long Term Loss	\$0.00	\$0.00
Disallowed Long Term Loss	\$0.00	\$0.00
TOTAL LONG TERM GAIN (LOSS)	\$0.00	\$0.00

NFS-provided cost basis, realized gain (loss) and holding period information may not reflect all adjustments necessary for your tax reporting purposes. Please refer to Footnotes and Cost Basis Information at the end of this statement for more information.

MESSAGES AND ALERTS

The Coronavirus Aid, Relief, and Economic Security Act or CARES Act, waives required minimum distributions for calendar year 2020. In some cases, the CARES Act also allows for certain coronavirus-related distributions in 2020 for those who meet eligibility requirements. Eligible coronavirus-related distributions are limited to an aggregate of \$100,000 per individual and would not be subject to the usual 10 percent early withdrawal penalty for those under age 59.5. In addition, income tax due on the taxable portion of a qualifying distribution may be spread evenly over 3 years and a qualifying distribution may be repaid to an eligible retirement plan within 3 years. Please discuss options available to you with your financial representative or or tax advisor.

Due to current events, mail may be delayed by circumstances beyond NFSs control. You can always view your statements and other documents online. To learn more about paperless options please contact your Broker-Dealer.

Statement for the Period May 1, 2020 to May 31, 2020

MEDINA CITY SCHOOLS - Corporation

Account Number: [REDACTED]



Holdings

NFS-provided cost basis, realized gain (loss) and holding period information may not reflect all adjustments necessary for tax purposes. Please refer to Footnotes and Cost Basis Information at the end of this statement for more information.

For additional information regarding your holdings, please refer to the footnotes at the end of the statement.

CASH AND CASH EQUIVALENTS - 15.99% of Total Account Value

Description	Symbol/Cusip Account Type	Quantity	Price on 05/31/20	Current Market Value	Estimated Annual Income
Money Markets					
FEDERATED TREASURY OBLIGATIONS IS	TOIXX	1,656,288.68	\$1.00	\$1,656,288.68	
7 DAY YIELD .11%	CASH				
Dividend Option Cash					
Capital Gain Option Cash					
Total Cash and Cash Equivalents				\$1,656,288.68	

Statement for the Period May 1, 2020 to May 31, 2020

MEDINA CITY SCHOOLS - Corporation
Account Number: [REDACTED]



HOLDINGS > FIXED INCOME - 84.01% of Total Account Value

For an explanation of fixed income pricing, please see the last page. Redemption schedule(s), bond rating(s), and other information are provided where available. If information does not appear regarding a particular investment, it is not available. The ratings on this statement are provided by Standard & Poor's and/or Moody's to rate the quality based on the respective rating agency's assessment. Ratings information from Standard & Poor's ("S&P") may not be reproduced. S&P credit ratings are statements of opinion and are not statements of fact or recommendations to purchase, hold, or sell securities, nor do they address the suitability of securities for investment purposes, and should not be relied on as investment advice. S&P does not guarantee the accuracy, completeness, timeliness or availability of any information, including ratings, and is not responsible for errors or omissions (negligent or otherwise). S&P gives no express or implied warranties, including but not limited to any warranties of merchantability or fitness for a particular purpose or use. S&P shall not be liable for any direct, indirect, incidental, exemplary, compensatory, punitive, special or consequential damages, costs, expenses, legal fees, or losses (including lost income or profits and opportunity costs) in connection with any use of ratings.

Description	Symbol/Cusip Account Type	Quantity	Estimated Price on 05/31/20	Estimated Current Market Value	Estimated Annual Income	Original/Adjusted Cost Basis	Unrealized Gain (Loss)
CDs							
Certificates of Deposit (CDs), including Market Indexed CDs and Market Linked CDs (collectively, MCDs) are generally shown at estimated market prices based upon a matrix or model pricing method that may not represent the actual price if sold prior to maturity. However, CDs and MCDs may be shown at face value for up to seven calendar days from date of issue if estimated market prices have not been received from a third party pricing vendor. The actual value of CDs and MCDs may be different from their purchase price. CDs and MCDs are subject to interest rate risk. The estimated market price reflected for MCDs may not be based on the actual closing value of the linked market index on the final maturity date and the market value of MCDs may not correspond directly to increases or decreases in the underlying linked market index. You may sell CDs or MCDs in the secondary market subject to market conditions. The secondary market for CDs and MCDs is generally illiquid. If sold prior to maturity, the value of MCDs may be less than the purchase amount or face value. The sale or redemption of any fixed income security prior to maturity may result in a substantial gain or loss, and an early withdrawal penalty may apply. Certain MCDs may only be redeemed on pre-specified liquidation dates and may have call features that allow the issuer to call the MCD prior to maturity. Certain Step Rate CDs are also subject to reinvestment risk if call provisions are exercised by the issuer and if a CD with a comparable rate is not available.							
See sales materials or contact your broker/dealer for additional information.							
TIAA FSB JACKSONVILLE FLA 1.95000% 11/23/2020 CD FDIC INSURED CPN PMT SEMI-ANNUAL ON MAY 21, NOV 21 Next Interest Payable: 11/21/20 Estimated Yield 1.93% Accrued Interest \$145.15 Average Unit Cost \$1.00 Adjusted Cost Basis	87270LAW3 CASH	247,000	\$1.00901	\$249,225.47	\$4,816.50	\$247,000.00	
						\$247,000.00	D \$2,225.47
ALLY BK MIDVALE UTAH CD 2.50000% 02/01/2021 FDIC INSURED CPN PMT SEMI-ANNUAL ON AUG 01, FEB 01 Next Interest Payable: 08/01/20 Estimated Yield 2.46% Accrued Interest \$2030.48 Average Unit Cost \$1.00 Adjusted Cost Basis	02007GAU7 CASH	245,000	\$1.01596	\$248,910.20	\$6,125.00	\$245,000.00	
						\$245,000.00	D \$3,910.20
PRIME ALLIANCE BK UTAH CD 2.30000% 03/15/2021 FDIC INSURED CPN PMT MONTHLY Next Interest Payable: 06/13/20	74160NFW5 CASH	245,000	\$1.0171	\$249,189.50	\$5,635.00	\$245,000.00	

Fifth Third Securities, Inc.

Account carried with National Financial Services LLC, Member
NYSE, SIPC

MN_CEBJLPMZBBJJZKC_BBBBBB 20200529

Statement for the Period May 1, 2020 to May 31, 2020

MEDINA CITY SCHOOLS - Corporation
Account Number: [REDACTED]



HOLDINGS > FIXED INCOME *continued*

Description	Symbol/Cusip Account Type	Quantity	Estimated Price on 05/31/20	Estimated Current Market Value	Estimated Annual Income	Original/Adjusted Cost Basis	Unrealized Gain (Loss)
PRIME ALLIANCE BK UTAH CD 2.30000%	74160NFW5	continued					
Estimated Yield 2.26%							
Accrued Interest \$293.33							
Average Unit Cost \$1.00							
Adjusted Cost Basis						\$245,000.00 D	\$4,189.50
CAPITAL ONE BK USA NATL ASSN CD 2.25000%	1404202B5	245,000	\$1.01588	\$248,890.60	\$5,512.50	\$243,858.30	
04/19/2021 FDIC INSURED	CASH						
CPN PMT SEMI-ANNUAL							
ON OCT 19, APR 19							
Next Interest Payable: 10/19/20							
Estimated Yield 2.21%							
Accrued Interest \$649.42							
Average Unit Cost \$1.00							
Adjusted Cost Basis						\$243,858.30 D	\$5,032.30
THIRD FED SVGS & LN ASSN OF CD 2.50000%	88413QBZ0	245,000	\$1.02315	\$250,671.75	\$6,125.00	\$245,000.00	
05/28/2021 FDIC INSURED	CASH						
CPN PMT SEMI-ANNUAL							
ON AUG 28, FEB 28							
Next Interest Payable: 08/28/20							
Estimated Yield 2.44%							
Accrued Interest \$1577.40							
Average Unit Cost \$1.00							
Adjusted Cost Basis						\$245,000.00 D	\$5,671.75
KS STATEBANK MANHATTAN KS CD 2.50000%	50116CBX6	245,000	\$1.02466	\$251,041.70	\$6,125.00	\$245,000.00	
06/21/2021 FDIC INSURED	CASH						
CPN PMT MONTHLY							
Next Interest Payable: 06/21/20							
Estimated Yield 2.44%							
Accrued Interest \$184.59							
Average Unit Cost \$1.00							
Adjusted Cost Basis						\$245,000.00 D	\$6,041.70
NORTHPOINTE BK GRAND RAPIDS MI CD	666613GN8	245,000	\$1.02697	\$251,607.65	\$6,247.50	\$245,000.00	
2.55000% 07/19/2021 FDIC INSURED	CASH						
CPN PMT MONTHLY							
Next Interest Payable: 06/19/20							
Estimated Yield 2.48%							
Accrued Interest \$222.51							
Average Unit Cost \$1.00							

Fifth Third Securities, Inc.

Account carried with National Financial Services LLC, Member
NYSE, SIPC

MN_CEBJLPMZBBJJZKC_BBBBB 20200529

Statement for the Period May 1, 2020 to May 31, 2020

MEDINA CITY SCHOOLS - Corporation

Account Number: [REDACTED]



HOLDINGS > FIXED INCOME *continued*

Description	Symbol/Cusip Account Type	Quantity	Estimated Price on 05/31/20	Estimated Current Market Value	Estimated Annual Income	Original/Adjusted Cost Basis	Unrealized Gain (Loss)
NORTHPOINTE BK GRAND RAPIDS MI CD Adjusted Cost Basis	666613GN8	continued				\$245,000.00 D	\$6,607.65
CELTIC BK SALT LAKE CITY UTAH CD 2.85000% 08/24/2021 FDIC INSURED CPN PMT MONTHLY Next Interest Payable: 06/24/20 Estimated Yield 2.75% Accrued Interest \$153.04 Average Unit Cost \$1.00 Adjusted Cost Basis	15118RPT8 CASH	245,000	\$1.0329	\$253,060.50	\$6,982.50	\$245,000.00 D	\$8,060.50
FIRSTTRUST SVGS BK PA CD 2.55000% 09/13/2021 FDIC INSURED CPN PMT MONTHLY Next Interest Payable: 06/12/20 Estimated Yield 2.47% Accrued Interest \$342.33 Average Unit Cost \$1.00 Adjusted Cost Basis	337630BJ5 CASH	245,000	\$1.03039	\$252,445.55	\$6,247.50	\$245,000.00 D	\$7,445.55
MEDALLION BK UTAH CD 2.45000% 02/16/2022 FDIC INSURED CPN PMT MONTHLY Next Interest Payable: 06/16/20 Estimated Yield 2.36% Accrued Interest \$263.12 Average Unit Cost \$1.00 Adjusted Cost Basis	58404DBD2 CASH	245,000	\$1.03819	\$254,356.55	\$6,002.50	\$245,000.00 D	\$9,356.55
NORTHFIELD BK STATEN ISLAND NY CD 2.45000% 02/22/2022 FDIC INSURED CPN PMT SEMI-ANNUAL ON AUG 21, FEB 21 Next Interest Payable: 08/21/20 Estimated Yield 2.35% Accrued Interest \$1660.97 Average Unit Cost \$1.00 Adjusted Cost Basis	66612ACG1 CASH	245,000	\$1.03859	\$254,454.55	\$6,002.50	\$245,000.00 D	\$9,454.55
WELLS FARGO NATL BK WEST LAS V CD 1.85000% 12/30/2022 FDIC INSURED	949495AF2 CASH	245,000	\$1.03905	\$254,567.25	\$4,532.50	\$245,000.00	

Fifth Third Securities, Inc.

Account carried with National Financial Services LLC, Member
NYSE, SIPC

MN _CEBJLPMZBBJJZKC_BBBBB 20200529

Statement for the Period May 1, 2020 to May 31, 2020

MEDINA CITY SCHOOLS - Corporation
Account Number: [REDACTED]



HOLDINGS > FIXED INCOME *continued*

Description	Symbol/Cusip Account Type	Quantity	Estimated Price on 05/31/20	Estimated Current Market Value	Estimated Annual Income	Original/Adjusted Cost Basis	Unrealized Gain (Loss)
WELLS FARGO NATL BK WEST LAS V CD CPN PMT MONTHLY Next Interest Payable: 06/30/20 Estimated Yield 1.78% Accrued Interest \$24.84 Average Unit Cost \$1.00 Adjusted Cost Basis	949495AF2	<i>continued</i>				\$245,000.00 D	\$9,567.25
EVERGREEN BK GROUP ILL CD 1.05000% 04/17/2023 FDIC INSURED CPN PMT MONTHLY Next Interest Payable: 06/15/20 Estimated Yield 1.03% Accrued Interest \$112.48 Average Unit Cost \$1.00 Adjusted Cost Basis	300185JK2 CASH	230,000	\$1.01919	\$234,413.70	\$2,415.00	\$230,000.00 D	\$4,413.70
FIRST SOURCE BK SOUTH BEND IND CD 1.35000% 08/03/2023 FDIC INSURED CPN PMT MONTHLY Next Interest Payable: 06/03/20 Estimated Yield 1.31% Accrued Interest \$232.75 Average Unit Cost \$1.00 Adjusted Cost Basis	33646CMB7 CASH	217,000	\$1.02928	\$223,353.76	\$2,929.50	\$217,000.00 D	\$6,353.76
CFBANK FAIRLAWN OHIO CD 2.80000% 03/15/2024 FDIC INSURED CPN PMT MONTHLY Next Interest Payable: 06/15/20 Estimated Yield 2.57% Accrued Interest \$306.47 Average Unit Cost \$1.00 Adjusted Cost Basis	15721UCY3 CASH	235,000	\$1.08643	\$255,311.05	\$6,580.00	\$235,000.00 D	\$20,311.05
FIRST & FMRS BK PORTLAND ND CD 2.40000% 05/30/2024 FDIC INSURED CPN PMT MONTHLY Next Interest Payable: 06/30/20 Estimated Yield 2.23% Accrued Interest \$32.22 Average Unit Cost \$1.00	31860PAL2 CASH	245,000	\$1.07413	\$263,161.85	\$5,880.00	\$245,000.00	

Fifth Third Securities, Inc.

Account carried with National Financial Services LLC, Member
NYSE, SIPC

MN_CEBJLPMZBBJJZKC_BBBBBB 20200529

Statement for the Period May 1, 2020 to May 31, 2020

MEDINA CITY SCHOOLS - Corporation
Account Number: [REDACTED]



HOLDINGS > FIXED INCOME *continued*

Description	Symbol/Cusip Account Type	Quantity	Estimated Price on 05/31/20	Estimated Current Market Value	Estimated Annual Income	Original/Adjusted Cost Basis	Unrealized Gain (Loss)
FIRST & FMRS BK PORTLAND ND CD 2.40000%	31860PAL2	<i>continued</i>					
Adjusted Cost Basis						\$245,000.00 D	\$18,161.85
STATE BK REESEVILLE WIS CD 2.25000%	856487AX1	240,000	\$1.06793	\$256,303.20	\$5,400.00	\$240,000.00	
06/28/2024 FDIC INSURED	CASH						
CPN PMT MONTHLY							
Next Interest Payable: 06/28/20							
Estimated Yield 2.10%							
Accrued Interest \$59.18							
Average Unit Cost \$1.00							
Adjusted Cost Basis						\$240,000.00 D	\$16,303.20
POPPY BK SANTA ROSA CALIF CD 1.95000%	73319FAA7	245,000	\$1.00411	\$246,006.95	\$4,777.50	\$245,000.00	
08/21/2024 FDIC INSURED	CASH						
CPN PMT MONTHLY							
Next Interest Payable: 06/21/20							
CALLABLE ON 08/21/2020 @ 100.0000							
Estimated Yield 1.94%							
Accrued Interest \$143.98							
Average Unit Cost \$1.00							
Adjusted Cost Basis						\$245,000.00 D	\$1,006.95
RAYMOND JAMES BK NATL ASSN CD 2.00000%	75472RAE1	245,000	\$1.05683	\$258,923.35	\$4,900.00	\$245,000.00	
08/23/2024 FDIC INSURED	CASH						
CPN PMT SEMI-ANNUAL							
ON FEB 23, AUG 23							
Next Interest Payable: 08/23/20							
Estimated Yield 1.89%							
Accrued Interest \$1329.04							
Average Unit Cost \$1.00							
Adjusted Cost Basis						\$245,000.00 D	\$13,923.35
GRANT CNTY BK ULYSSES KANS CD 1.95000%	38762PCP5	245,000	\$1.00084	\$245,205.80	\$4,777.50	\$245,000.00	
10/16/2024 FDIC INSURED	CASH						
CPN PMT MONTHLY							
Next Interest Payable: 06/16/20							
CALLABLE ON 06/16/2020 @ 100.0000							
Estimated Yield 1.94%							
Accrued Interest \$209.42							
Average Unit Cost \$1.00							
Adjusted Cost Basis						\$245,000.00 D	\$205.80

Fifth Third Securities, Inc.

Account carried with National Financial Services LLC, Member
NYSE, SIPC

MN_CEBJLPMZBBJJZKC_BBBBB 20200529

Statement for the Period May 1, 2020 to May 31, 2020

MEDINA CITY SCHOOLS - Corporation

Account Number: [REDACTED]



HOLDINGS > FIXED INCOME *continued*

Description	Symbol/Cusip Account Type	Quantity	Estimated Price on 05/31/20	Estimated Current Market Value	Estimated Annual Income	Original/Adjusted Cost Basis	Unrealized Gain (Loss)
CONGRESSIONAL BK POTOMAC MD CD 1.75000%	20726ABK3	245,000	\$1.00404	\$245,989.80	\$4,287.50	\$245,000.00	
02/28/2025 FDIC INSURED	CASH						
CPN PMT MONTHLY							
Next Interest Payable: 06/28/20							
CALLABLE ON 08/28/2020 @ 100.0000							
Estimated Yield 1.74%							
Accrued Interest \$46.99							
Average Unit Cost \$1.00							
Adjusted Cost Basis						\$245,000.00	\$989.80
CRESKOM BK MYRTLE BEACH S C CD 1.75000%	225862EV9	245,000	\$1.0013	\$245,318.50	\$4,287.50	\$245,000.00	
02/28/2025 FDIC INSURED	CASH						
CPN PMT MONTHLY							
Next Interest Payable: 06/28/20							
CALLABLE ON 06/28/2020 @ 100.0000							
Estimated Yield 1.74%							
Accrued Interest \$46.99							
Average Unit Cost \$1.00							
Adjusted Cost Basis						\$245,000.00	\$318.50
Total CDs		5,334,000		\$5,492,409.23	\$116,588.50	\$5,332,858.30	\$159,550.93
Municipal Bonds							
WASHINGTON OHIO LOC SCH DIST LUCAS CNTY	939483FL2	740,000	\$106.985	\$791,689.00	\$37,000.00	\$776,186.00	
05.00000% 12/01/2021 FACS CONSTR IMPT GO	CASH						
UNLTD TAX BDS SER. 2020 A							
OH SCH DST CR ENH PG							
UNLIMITED GEN OBLIG							
MOODY'S Aa2							
CPN PMT SEMI-ANNUAL							
ON DEC 01, JUN 01							
1ST CPN DTE 12/01/2020							
Next Interest Payable: 12/01/20							
Accrued Interest \$6166.67							
Average Unit Cost \$104.41							
Adjusted Cost Basis						\$772,613.02	\$19,075.98
WASHINGTON OHIO LOC SCH DIST LUCAS CNTY	939483FM0	775,000	\$111.25	\$862,187.50	\$38,750.00	\$835,054.75	
05.00000% 12/01/2022 FACS CONSTR IMPT GO	CASH						
UNLTD TAX BDS SER. 2020 A							
OH SCH DST CR ENH PG							

Fifth Third Securities, Inc.

Account carried with National Financial Services LLC, Member
NYSE, SIPC

MN_CEBJLPMZBBJJZKC_BBBBB 20200529

Statement for the Period May 1, 2020 to May 31, 2020

MEDINA CITY SCHOOLS - Corporation
Account Number: [REDACTED]



HOLDINGS > FIXED INCOME *continued*

Description	Symbol/Cusip Account Type	Quantity	Estimated Price on 05/31/20	Estimated Current Market Value	Estimated Annual Income	Original/Adjusted Cost Basis	Unrealized Gain (Loss)
WASHINGTON OHIO LOC SCH DIST LUCAS CNTY	939483FM0	continued					
UNLIMITED GEN OBLIG							
MOODY'S Aa2							
CPN PMT SEMI-ANNUAL							
ON DEC 01, JUN 01							
1ST CPN DTE 12/01/2020							
Next Interest Payable: 12/01/20							
Accrued Interest \$6458.33							
Average Unit Cost \$107.28							
Adjusted Cost Basis						\$831,384.26 D	\$30,803.24
Total Municipal Bonds		1,515,000		\$1,653,876.50	\$75,750.00	\$1,603,997.28	\$49,879.22
U.S. Treasury / Agency Securities							
FEDERAL FARM CR BKS BOND 1.89000%	3133ELBF0	650,000	\$100.707	\$654,595.50	\$12,285.00	\$650,000.00	
11/27/2024	CASH						
MOODY'S Aaa /S&P AA+							
CPN PMT SEMI-ANNUAL							
ON MAY 27, NOV 27							
Next Interest Payable: 11/27/20							
CONTINUOUSLY CALLABLE FROM 11/27/2020							
CALLABLE ON 11/27/2020 @ 100.0000							
Accrued Interest \$136.50							
Average Unit Cost \$100.00							
Adjusted Cost Basis						\$650,000.00 D	\$4,595.50
FEDERAL HOME LN MTG CORP MTN 1.85000%	3134GUV49	900,000	\$100.164	\$901,476.00	\$16,650.00	\$900,000.00	
01/15/2025	CASH						
MOODY'S Aaa							
CPN PMT SEMI-ANNUAL							
ON JUL 15, JAN 15							
1ST CPN DTE 07/15/2020							
Next Interest Payable: 07/15/20							
CALLABLE ON 07/15/2020 @ 100.0000							
Accrued Interest \$6290.00							
Average Unit Cost \$100.00							
Adjusted Cost Basis						\$900,000.00 D	\$1,476.00
Total U.S. Treasury / Agency Securities		1,550,000		\$1,556,071.50	\$28,935.00	\$1,550,000.00	\$6,071.50
Total Fixed Income		8,399,000		\$8,702,357.23	\$221,273.50	\$8,486,855.58	\$215,501.65

Fifth Third Securities, Inc.

MN_CEBJLPMZBBJJZKC_BBBBB 20200529

Account carried with National Financial Services LLC, Member
NYSE, SIPC

Statement for the Period May 1, 2020 to May 31, 2020

MEDINA CITY SCHOOLS - Corporation
Account Number: [REDACTED]



HOLDINGS > continued

Total Securities	\$8,702,357.23	\$221,273.50	\$8,486,855.58	\$215,501.65
TOTAL PORTFOLIO VALUE	\$10,358,645.91	\$221,273.50	\$8,486,855.58	\$215,501.65

Activity

NFS-provided cost basis, realized gain (loss) and holding period information may not reflect all adjustments necessary for tax purposes. Please refer to Footnotes and Cost Basis Information at the end of this statement for more information.

PURCHASES, SALES, AND REDEMPTIONS

Settlement Date	Account Type	Transaction	Description	Quantity	Amount	Total Cost Basis	Realized Gain (Loss)
Redemptions							
05/14/20	CASH	REDEEMED	BRIDGEWATER BK BLOOMINGTON MN CD 1.70000% 02/14/2025 FULL CALL PAYOUT #REOR R0062521850000 Adjusted Cost Basis	(245,000)	\$245,000.00	\$245,000.00	
05/19/20	CASH	REDEEMED	BANK IDAHO IDAHO FALLS IDAHO CD 1.70000% 02/19/2025 FULL CALL PAYOUT #REOR R0062530670000 Adjusted Cost Basis	(245,000)	\$245,000.00	\$245,000.00	
05/26/20	CASH	REDEEMED	BANKGLOUCESTER CD 2.00000% 08/26/2024 FULL CALL PAYOUT #REOR R0062589010000 Adjusted Cost Basis	(245,000)	\$245,000.00	\$245,000.00	
Total Redemptions					\$735,000.00		

Fifth Third Securities, Inc.

MN _CEBJLPMZBBJJZKC_BBBBB 20200529

Account carried with National Financial Services LLC, Member
NYSE, SIPC

Statement for the Period May 1, 2020 to May 31, 2020

MEDINA CITY SCHOOLS - Corporation

Account Number: [REDACTED]



ACTIVITY > CORE FUND ACTIVITY

For more information about the operation of your core account, please refer to your Customer Agreement.

Settlement Date	Account Type	Transaction	Description	Quantity	Amount
05/01/20	CASH	YOU BOUGHT	FEDERATED TREASURY OBLIGATIONS IS @ 1	99.02	(\$99.02)
05/12/20	CASH	YOU BOUGHT	FEDERATED TREASURY OBLIGATIONS IS @ 1	513.49	(\$513.49)
05/13/20	CASH	YOU BOUGHT	FEDERATED TREASURY OBLIGATIONS IS @ 1	463.15	(\$463.15)
05/14/20	CASH	YOU BOUGHT	FEDERATED TREASURY OBLIGATIONS IS @ 1	245,342.33	(\$245,342.33)
05/15/20	CASH	YOU BOUGHT	FEDERATED TREASURY OBLIGATIONS IS @ 1	739.31	(\$739.31)
05/18/20	CASH	YOU BOUGHT	FEDERATED TREASURY OBLIGATIONS IS @ 1	886.03	(\$886.03)
05/19/20	CASH	YOU BOUGHT	FEDERATED TREASURY OBLIGATIONS IS @ 1	245,855.82	(\$245,855.82)
05/21/20	CASH	YOU BOUGHT	FEDERATED TREASURY OBLIGATIONS IS @ 1	3,297.74	(\$3,297.74)
05/26/20	CASH	YOU BOUGHT	FEDERATED TREASURY OBLIGATIONS IS @ 1	246,782.12	(\$246,782.12)
05/27/20	CASH	YOU BOUGHT	FEDERATED TREASURY OBLIGATIONS IS @ 1	6,142.5	(\$6,142.50)
05/28/20	CASH	YOU BOUGHT	FEDERATED TREASURY OBLIGATIONS IS @ 1	1,148.64	(\$1,148.64)
05/29/20	CASH	YOU SOLD	FEDERATED TREASURY OBLIGATIONS IS @ 1	(16,270.15)	\$16,270.15

Fifth Third Securities, Inc.

MN_CEBJLPMZBBJJZKC_BBBBB 20200529

Account carried with National Financial Services LLC, Member NYSE, SIPC

Statement for the Period May 1, 2020 to May 31, 2020

MEDINA CITY SCHOOLS - Corporation
Account Number: [REDACTED]



ACTIVITY *continued*

	Amount
TOTAL CORE FUND ACTIVITY	(\$735,000.00)

ACTIVITY > ADDITIONS AND WITHDRAWALS > OTHER ADDITIONS AND WITHDRAWALS

Date	Account Type	Transaction	Description	Quantity	Amount
Other Additions and Withdrawals					
05/29/20	CASH	WIRE TRANS TO BANK	WD60835833 THE HUNTINGTON NATIONAL BANK [REDACTED]		(\$16,270.15)
Total Other Additions and Withdrawals					(\$16,270.15)
TOTAL ADDITIONS AND WITHDRAWALS					(\$16,270.15)

ACTIVITY > INCOME > TAXABLE INCOME

Settlement Date	Account Type	Transaction	Description	Quantity	Amount
Taxable Dividends					
04/30/20	CASH	DIVIDEND RECEIVED	FEDERATED TREASURY OBLIGATIONS IS DIVIDEND RECEIVED		\$99.02
Total Taxable Dividends					\$99.02
Taxable Interest					
05/12/20	CASH	INTEREST	FIRSTTRUST SVGS BK PA CD 2.55000% 09/13/2021		\$513.49
05/13/20	CASH	INTEREST	PRIME ALLIANCE BK UTAH CD 2.30000% 03/15/2021		\$463.15
05/14/20	CASH	INTEREST	BRIDGEWATER BK BLOOMINGTON MN CD 1.70000% 02/14/2025		\$342.33

Fifth Third Securities, Inc.

MN_CEBJLPMZBBJJZKC_BBBBB 20200529

Account carried with National Financial Services LLC, Member
NYSE, SIPC

Statement for the Period May 1, 2020 to May 31, 2020

MEDINA CITY SCHOOLS - Corporation

Account Number: [REDACTED]



ACTIVITY> INCOME > TAXABLE INCOME *continued*

Settlement Date	Account Type	Transaction	Description	Quantity	Amount
05/15/20	CASH	INTEREST	CFBANK FAIRLAWN OHIO CD 2.80000% 03/15/2024		\$540.82
05/15/20	CASH	INTEREST	EVERGREEN BK GROUP ILL CD 1.05000% 04/17/2023		\$198.49
05/16/20	CASH	INTEREST	GRANT CNTY BK ULYSSES KANS CD 1.95000% 10/16/2024		\$392.67
05/16/20	CASH	INTEREST	MEDALLION BK UTAH CD 2.45000% 02/16/2022		\$493.36
05/19/20	CASH	INTEREST	BANK IDAHO IDAHO FALLS IDAHO CD 1.70000% 02/19/2025		\$342.33
05/19/20	CASH	INTEREST	NORTHPOINTE BK GRAND RAPIDS MI CD 2.55000% 07/19/2021		\$513.49
05/21/20	CASH	INTEREST	KS STATEBANK MANHATTAN KS CD 2.50000% 06/21/2021		\$503.42
05/21/20	CASH	INTEREST	POPPY BK SANTA ROSA CALIF CD 1.95000% 08/21/2024		\$392.67
05/21/20	CASH	INTEREST	TIAA FSB JACKSONVILLE FLA 1.95000% 11/23/2020 CD		\$2,401.65
05/24/20	CASH	INTEREST	CELTIC BK SALT LAKE CITY UTAH CD 2.85000% 08/24/2021		\$573.90
05/26/20	CASH	INTEREST	BANKGLOUCESTER CD 2.00000% 08/26/2024		\$1,208.22
05/27/20	CASH	INTEREST	FEDERAL FARM CR BKS BOND 1.89000% 11/27/2024		\$6,142.50
05/28/20	CASH	INTEREST	CONGRESSIONAL BK POTOMAC MD CD 1.75000% 02/28/2025		\$352.40
05/28/20	CASH	INTEREST	CRESCOM BK MYRTLE BEACH S C CD 1.75000% 02/28/2025		\$352.40
05/28/20	CASH	INTEREST	STATE BK REESEVILLE WIS CD 2.25000% 06/28/2024		\$443.84
Total Taxable Interest					\$16,171.13
Total Taxable Income					\$16,270.15

Fifth Third Securities, Inc.

MN_CEBJLPMZBBJJZKC_BBBBB 20200529

Account carried with National Financial Services LLC, Member
NYSE, SIPC

Statement for the Period May 1, 2020 to May 31, 2020

MEDINA CITY SCHOOLS - Corporation

Account Number: [REDACTED]

**ACTIVITY** *continued*

	Amount
TOTAL INCOME	\$16,270.15

ACTIVITY > TRADES PENDING SETTLEMENT

These trades settle after the closing date of this statement and will be reflected on your next statement.

Trade Date	Settlement Date	Transaction	Description	Quantity	Amount	Total Cost Basis	Realized Gain (Loss)
05/22/20	06/03/20	BOUGHT	WAYNE CNTY OHIO GO LTD TAX BANS 01.50000% 06/03/2021 PROSPECTUS UNDER SEPARATE COVER SOLICITED ORDER	1,000,000	(\$1,009,440.00)	\$1,009,440.00	

Total Trades Pending Settlement **(\$1,009,440.00)**

Footnotes and Cost Basis Information

Amortization, accretion and similar adjustments to cost basis have been provided for many fixed income securities (and some bond-like equities), however, they are not provided for certain types, such as short-term instruments, Unit Investment Trusts, foreign fixed income securities, or those that are subject to early prepayment of principal (pay downs). Where current year premium or acquisition premium amortization is provided, the prior years' cumulative amortization is reflected in the adjusted cost basis, but we cannot provide a breakdown or the total of such prior amortization amounts.

NFS is required to report certain cost basis and related information to the IRS on the Form 1099-B. Your official 1099-B forms for certain transactions will reflect which lots have been sold for tax purposes. To apply a specific identification cost basis method to 1099-B reporting, appropriate instructions must be on file with NFS or be received by NFS before the trade has settled. Absent such instructions, NFS determines cost basis at the time of sale based on its default methods of average cost for open-end mutual funds and first-in, first-out (FIFO) for all other (including ETFs) unless your broker dealer has elected to use another default method. NFS applies FIFO (or other disposal method, if applicable) based on its records, which may be different from yours. For transactions that are not subject to 1099-B cost basis reporting, you should refer to your trade confirmations and other applicable records to determine which lots were considered sold for tax purposes.

While NFS must meet IRS requirements with respect to certain information required to be reported to the IRS, NFS-provided cost basis, realized gain and loss, and holding period information may not reflect all adjustments necessary for your tax reporting purposes. NFS makes no warranties with respect to and specifically disclaims any liability arising out of a customer's use of, or any tax position taken in reliance upon, such information.

For investments in partnerships, NFS does not make any adjustments to cost basis information as the calculation of basis in such investments requires supplemental information from the partnership on its income and distributions during the period you held your investment. Partnerships usually provide this additional information on a Form K-1 issued by April 15th of the following year.

Consult your tax advisor for further information.

Fifth Third Securities, Inc.

MN_CEBJLPMZBBJJZKC_BBBBB 20200529

Account carried with National Financial Services LLC, Member
NYSE, SIPC

Brokerage

Account Statement

May 1, 2020 - May 31, 2020

Account Number: [REDACTED]

MEDINA CITY SCHOOLS
739 WEYMOUTH RD
MEDINA OH 44256-2037

Portfolio at a Glance

	This Period
BEGINNING ACCOUNT VALUE	\$16,240,094.70
Deposits (Cash & Securities)	741,562.97
Withdrawals (Cash & Securities)	-769,971.94
Dividends, Interest and Other Income	21,605.61
Net Change in Portfolio¹	43,875.09
ENDING ACCOUNT VALUE	\$16,277,166.43
Estimated Annual Income	\$312,349.50

¹ Net Change in Portfolio is the difference between the ending account value and beginning account value after activity.

Asset Summary

Percent	Asset Type	Last Period	This Period
1%	Cash, Money Funds, and Bank Deposits	9,866.27	1,051.36
99%	Fixed Income	16,230,228.43	16,276,115.07
100%	Account Total	\$16,240,094.70	\$16,277,166.43

Please review your allocation periodically with your Account Executive.

Client Service Information

Your Account Executive: ATT
ANDREW CARDINALI**Contact Information****E-Mail Address:**
customerservice@mbssecurities.com**Client Service Information****Service Hours:** Weekdays 09:00 a.m. - 05:00 p.m. (EST)
Client Service Telephone Number: (800) 967-9045
Web Site: WWW.MBSSECURITIES.COM

Your Account Information

INVESTMENT OBJECTIVE

Investment Objective: NONE SPECIFIED

Please discuss your investment objective with your Account Executive.

TAX LOT DEFAULT DISPOSITION METHOD

Default Method for Mutual Funds: First In First Out

Default Method for Stocks in a Dividend Reinvestment Plan: First In First Out

Default Method for all Other Securities: First In First Out

BOND AMORTIZATION ELECTIONS

Amortize premium on taxable bonds based on Constant Yield Method: Yes

Accrual market discount method for all other bond types: Constant Yield Method

Include market discount in income annually: No

ELECTRONIC DELIVERY

Your electronic delivery selections for account communications are listed below:

Electronic Delivery

- | Enrollment | Communication |
|-------------------------------------|----------------------------------|
| <input checked="" type="checkbox"/> | Statements and Reports |
| <input checked="" type="checkbox"/> | Trade Confirmations |
| <input checked="" type="checkbox"/> | Tax Documents |
| <input checked="" type="checkbox"/> | Notifications |
| <input checked="" type="checkbox"/> | Prospectus |
| <input checked="" type="checkbox"/> | Proxy/Shareholder Communications |

You have not enrolled any of the above documents for electronic delivery. Please log in to your account or contact your Account Executive to make any changes to your electronic delivery preferences.

Income and Expense Summary

	Current Period		Year-to-Date	
	Taxable	Non Taxable	Taxable	Non Taxable
Interest Income				
Other Interest	21,605.61	0.00	141,405.72	0.00
Total Income	\$21,605.61	\$0.00	\$141,405.72	\$0.00

Accrued Interest Summary

	Current Period		Year-to-Date	
	Taxable	Non Taxable	Taxable	Non Taxable
Accrued Interest Paid				
Certificates of Deposit	-11.55	0.00	-43.62	0.00
Total Accrued Interest Paid	-\$11.55	\$0.00	-\$43.62	\$0.00



**MBS MULTI-BANK SECURITIES, INC.***1000 Town Center, Suite 2300
Southfield, MI 48075
(800) 967-9045

Member of FINRA & SIPC; MSRB Registered.

May 1, 2020 - May 31, 2020
MEDINA CITY SCHOOLS**Portfolio Holdings**

Description	Quantity	Opening Balance	Closing Balance	Accrued Income	30-Day Yield
CASH, MONEY FUNDS AND BANK DEPOSITS 1.00% of Portfolio					
Cash Balance		9,866.27	1,051.36		
TOTAL CASH, MONEY FUNDS AND BANK DEPOSITS		\$9,866.27	\$1,051.36	\$0.00	

Description	Quantity	Market Price	Market Value	Accrued Interest	Estimated Annual Income	Estimated Yield
FIXED INCOME 99.00% of Portfolio (In Maturity Date Sequence)						
Certificates of Deposit						
*MERCANTILE BK MICH GRAND RAPIDS CTF DEP 2.750% 06/01/20 B/E DTD 06/01/18 ACT/365 1ST CPN DTE 12/01/18 Security Identifier: 58740XZM5	246,000.000	100.0220	246,054.12	3,373.23	6,765.00	2.74%
*ALLEGIANCE BK HOUSTON TEX CTF DEP 2.800% 06/15/20 DTD 06/13/18 ACT/365 1ST CPN DTE 12/13/18 Security Identifier: 01748DBC9	246,000.000	100.1270	246,312.42	3,208.11	6,888.00	2.79%
*ENTERPRISE BK & TR CLAYTON MO CTF DEP 2.800% 06/22/20 DTD 06/22/18 ACT/365 1ST CPN DTE 07/22/18 Security Identifier: 29367SHX5	248,000.000	100.1790	248,443.92	171.22	6,944.00	2.79%
*FIRST FINL BK CINCINNATI OH CTF DEP 2.900% 06/26/20 DTD 12/26/18 ACT/365 Security Identifier: 3202ISFP6	246,000.000	100.2170	246,533.82	3,068.60	7,134.00	2.89%
FIRST REP BK SAN FRANCISCO CALIF NEW CTF DEP 2.750% 07/27/20 DTD 07/27/18 ACT/365 Security Identifier: 33616CAZ3	246,000.000	100.4300	247,057.80	2,316.78	6,765.00	2.73%
MORGAN STANLEY BK N A SALT LAKE CITY UTAH CTF DEP 2.750% 08/03/20 DTD 08/02/18 ACT/365 Security Identifier: 61747M4K4	248,000.000	100.4810	249,192.88	2,223.51	6,820.00	2.73%
BANK AMER NA CHARLOTTE NC CTF DEP 2.750% 08/17/20 DTD 08/15/18 ACT/365 1ST CPN DTE 02/15/19 Security Identifier: 06051VB70	246,000.000	100.5840	247,436.64	1,964.63	6,765.00	2.73%
ORIENTAL BK BROKERED INSTL CTF DEP 2.800% 09/14/20 DTD 09/12/18 ACT/365 1ST CPN DTE 03/12/19 Security Identifier: 68621KCC3	246,000.000	100.8030	247,975.38	1,509.70	6,888.00	2.77%
CONNECTONE BK ENGLEWOOD CLIFFS N J CTF DEP 2.800% 09/18/20 DTD 09/19/18 ACT/365 Security Identifier: 20786ACJ2	248,000.000	100.8260	250,048.48	228.30	6,944.00	2.77%



Portfolio Holdings (continued)

Description	Quantity	Market Price	Market Value	Accrued Interest	Estimated Annual Income	Estimated Yield
FIXED INCOME (continued)						
Certificates of Deposit (continued)						
BARCLAYS BK DEL RETAIL CTF DEP 3A2 INSTL CTF DEP 1.950% 09/21/20 DTD 09/20/17 ACT/365 Security Identifier: 06740KKU0	247,000.000	100.5840	248,442.48	950.10	4,816.50	1.93%
MAIN STR BK BINGHAM FARMS MI CTF DEP 2.900% 10/05/20 DTD 10/04/18 ACT/365 1ST CPN DTE 11/04/18 Security Identifier: 56035BBN5	248,000.000	100.9800	250,430.40	532.01	7,192.00	2.87%
WEX BK MIDVALE UTAH CTF DEP 2.000% 10/19/20 DTD 10/18/17 ACT/365 1ST CPN DTE 04/18/18 Security Identifier: 92937CGB8	247,000.000	100.7450	248,840.15	581.97	4,940.00	1.98%
GOLDMAN SACHS BK USA NEW YORK CTF DEP 2.050% 11/23/20 DTD 11/22/17 ACT/365 1ST CPN DTE 05/22/18 Security Identifier: 38148PTD9	247,000.000	100.9510	249,348.97	124.85	5,063.50	2.03%
MERCANTIL BK NATL ASSN CORAL GABLES FLA CTF DEP 2.200% 12/29/20 DTD 12/29/17 ACT/365 Security Identifier: 58733AES4	248,000.000	101.2100	251,000.80	29.90	5,456.00	2.17%
DISCOVER BK GREENWOOD DEL CTF DEP 2.500% 02/01/21 DTD 01/31/18 ACT/365 Security Identifier: 254673LX2	246,000.000	101.5960	249,926.16	2,038.77	6,150.00	2.46%
FIRST NATL BK MCGREGOR TEX CTF DEP 2.650% 02/01/21 DTD 01/31/19 ACT/365 1ST CPN DTE 02/28/19 Security Identifier: 32112UCU3	245,000.000	101.6920	249,145.40	0.00	6,492.50	2.60%
CAPITAL BK N A ROCKVILLE MD CTF DEP 2.600% 03/12/21 DTD 03/13/19 ACT/365 1ST CPN DTE 04/13/19 Security Identifier: 139805AQ8	248,000.000	101.9160	252,751.68	317.98	6,448.00	2.55%
CITIBANK NATL ASSN SIOUX FALLS S D CTF DEP 2.700% 03/29/21 DTD 03/29/18 ACT/365 Security Identifier: 17312QH77	246,000.000	102.1370	251,257.02	1,146.43	6,642.00	2.64%
SYNCHRONY BK RETAIL CTF DEP FIDELITY INSTL CTF DEP 2.700% 04/13/21 DTD 04/13/18 ACT/365 Security Identifier: 87165FUN2	246,000.000	102.2320	251,490.72	873.47	6,642.00	2.64%
TOWNEBANK PORTSMOUTH VA CTF DEP 2.800% 04/30/21 DTD 04/30/18 ACT/365 1ST CPN DTE 10/30/18 Security Identifier: 89214PBL2	246,000.000	102.4390	251,999.94	585.01	6,888.00	2.73%
FEDERAL SVGS BK CHICAGO IL CTF DEP 2.500% 05/28/21 DTD 05/30/19 ACT/365 1ST CPN DTE 06/30/19 Security Identifier: 313812DA4	248,000.000	102.3220	253,758.56	0.00	6,200.00	2.44%
CTBC BK CORP USA LOS ANGELES CALIF CTF DEP 3.000% 06/15/21 DTD 06/15/18 ACT/365 Security Identifier: 12651HAB5	246,000.000	102.9500	253,257.00	3,396.82	7,380.00	2.91%



**MBS MULTI-BANK SECURITIES, INC.***

1000 Town Center, Suite 2300
Southfield, MI 48075
(800) 967-9045

Member of FINRA & SIPC; MSRB Registered.

May 1, 2020 - May 31, 2020
MEDINA CITY SCHOOLS

Portfolio Holdings (continued)

Description	Quantity	Market Price	Market Value	Accrued Interest	Estimated Annual Income	Estimated Yield
FIXED INCOME (continued)						
Certificates of Deposit (continued)						
HERITAGE BK HOPKINSVILLE KY CTF DEP 3.000% 06/21/21 DTD 06/19/18 ACT/365 Security Identifier: 42724JEG6	248,000.000	102.9970	255,432.56	244.60	7,440.00	2.91%
CHIPPEWA VY BK WINTER WIS CTF DEP 3.000% 07/06/21 DTD 07/06/18 ACT/365 1ST CPN DTE 08/06/18 Security Identifier: 169894AP7	248,000.000	103.1120	255,717.76	509.59	7,440.00	2.90%
BMW BK NORTH AMER SALT LAKE CITY UTAH CTF DEP 3.000% 07/13/21 DTD 07/13/18 ACT/365 Security Identifier: 05580ANK6	246,000.000	103.1640	253,783.44	2,810.47	7,380.00	2.90%
MORGAN STANLEY PRIVATE BK NATL ASSN PUR N Y CTF DEP 2.100% 08/09/21 DTD 08/08/19 ACT/365 Security Identifier: 61760AS83	248,000.000	102.2900	253,679.20	1,612.34	5,208.00	2.05%
MAIN STR BK CORP WHEELING WV CTF DEP 2.950% 02/01/22 DTD 02/01/19 ACT/365 1ST CPN DTE 05/01/19 Security Identifier: 56034WAS0	248,000.000	104.5740	259,343.52	601.32	7,316.00	2.82%
UBS BK USA SALT LAKE CITY UT CTF DEP 1.000% 03/11/22 B/E DTD 03/11/20 ACT/365 1ST CPN DTE 04/11/20 Security Identifier: 90348JSW1	248,000.000	101.3820	251,427.36	135.89	2,480.00	0.98%
PINNACLE BK NASHVILLE TENN CTF DEP ACT/365 1.000% 05/06/22 B/E DTD 05/06/20 ACT/365 Security Identifier: 72345SKR1	248,000.000	101.4870	251,687.76	169.86	2,480.00	0.98%
DELTA NATL BK & TR CO NEW YORK NY CTF DEP 1.100% 08/03/22 B/E DTD 03/30/20 ACT/365 Security Identifier: 24773RBM6	91,000.000	101.8190	92,655.29	170.03	1,001.00	1.08%
CAPITAL ONE NATL ASSN MCLEAN VA CTF DEP 2.050% 08/15/22 DTD 08/14/19 ACT/365 Security Identifier: 14042RMX6	248,000.000	103.9250	257,734.00	1,490.38	5,084.00	1.97%
LAKELAND BK NFLD N J CTF DEP 1.100% 09/30/22 B/E DTD 03/30/20 ACT/365 1ST CPN DTE 09/30/20 Security Identifier: 511640AX2	248,000.000	101.8840	252,672.32	463.39	2,728.00	1.07%
SYNOVUS BK COLUMBUS GA CTF DEP 1.400% 10/17/22 B/E DTD 04/17/20 ACT/365 1ST CPN DTE 10/17/20 Security Identifier: 87164DRV4	248,000.000	102.6180	254,492.64	418.54	3,472.00	1.36%



Portfolio Holdings (continued)

Description	Quantity	Market Price	Market Value	Accrued Interest	Estimated Annual Income	Estimated Yield
FIXED INCOME (continued)						
Certificates of Deposit (continued)						
SALLIE MAE BK SALT LAKE CITY UT CTF DEP 2.650% 01/31/23 DTD 01/31/18 ACT/365 1ST CPN DTE 07/31/18 Security Identifier: 795450J71	246,000.000	106.1250	261,067.50	2,161.09	6,519.00	2.49%
ENVISION BK RANDOLPH MASS CTF DEP 1.650% 02/14/23 DTD 02/14/20 ACT/365 CALLABLE 06/14/20 Security Identifier: 29415LBQ3	248,000.000	100.0670	248,166.16	1,199.57	4,092.00	1.64%
EAGLEBANK BETHESDA MD CTF DEP 1.650% 03/06/23 DTD 03/06/20 ACT/365 1ST CPN DTE 04/06/20 Security Identifier: 27002YEV4	248,000.000	103.5500	256,804.00	280.27	4,092.00	1.59%
LIVE OAK BKG CO WILMINGTON N C CTF DEP 1.550% 03/06/23 DTD 03/06/20 ACT/365 Security Identifier: 538036JZ8	100,000.000	103.2740	103,274.00	127.40	1,550.00	1.50%
FLORIDA CAP BK NATL ASSN JACKSONVILLE FLA CTF DEP 1.150% 03/27/23 B/E DTD 03/26/20 ACT/365 Security Identifier: 340569GV8	248,000.000	102.1900	253,431.20	31.25	2,852.00	1.12%
MUTUALONE BK FRAMINGHAM MA CTF DEP 1.050% 03/27/23 B/E DTD 03/27/20 ACT/365 Security Identifier: 62847HAZ2	246,000.000	100.0720	246,177.12	28.31	2,583.00	1.04%
AMERICAN EXPRESS NATL BK BROKERED INTL CTF DEP PROGRAM INSTL CTF DEP 1.450% 03/31/23 B/E DTD 03/31/20 Security Identifier: 02589AB50	248,000.000	103.0420	255,544.16	600.98	3,596.00	1.40%
BANK LEUMI USA NEW YORK N Y CTF DEP 1.450% 03/31/23 B/E DTD 03/31/20 ACT/365 1ST CPN DTE 09/30/20 Security Identifier: 063248KR8	248,000.000	103.0420	255,544.16	600.98	3,596.00	1.40%
NORTHSTAR BK BAD AXE MICH CTF DEP 1.150% 03/31/23 B/E DTD 03/31/20 ACT/365 1ST CPN DTE 04/30/20 Security Identifier: 66704MEQ0	248,000.000	102.1920	253,436.16	242.22	2,852.00	1.12%
FIRST NATL BK OF MICH KALAMAZOO CTF DEP 1.250% 04/10/23 B/E DTD 04/09/20 ACT/365 Security Identifier: 32114VBZ9	247,000.000	100.9430	249,329.21	186.10	3,087.50	1.23%
FIRST FINL NORTHWEST BK RENTON WASH CTF DEP 1.350% 04/17/23 B/E DTD 04/15/20 ACT/365 Security Identifier: 32022MBV9	248,000.000	100.1590	248,394.32	146.76	3,348.00	1.34%
GREAT SOUTHN BK REEDS SPRINGS MO CTF DEP 1.700% 08/21/23 DTD 02/21/20 ACT/365 Security Identifier: 39120VSS4	248,000.000	100.3630	248,900.24	115.51	4,216.00	1.69%
LIVE OAK BKG CO WILMINGTON N C CTF DEP 1.600% 09/06/23 DTD 03/06/20 ACT/365 Security Identifier: 538036KB9	147,000.000	103.7840	152,562.48	193.32	2,352.00	1.54%



**MBS MULTI-BANK SECURITIES, INC.®**

1000 Town Center, Suite 2300
Southfield, MI 48075
(800) 967-9045

Member of FINRA & SIPC; MSRB Registered.

May 1, 2020 - May 31, 2020
MEDINA CITY SCHOOLS

Portfolio Holdings (continued)

Description	Quantity	Market Price	Market Value	Accrued Interest	Estimated Annual Income	Estimated Yield
FIXED INCOME (continued)						
Certificates of Deposit (continued)						
NICOLET NATL BK GREENBAY WIS CTF DEP ACT/365 1.100% 09/27/23 B/E DTD 03/27/20 ACT/365 Security Identifier: 654062JG4	248,000.000	100.8030	249,991.44	29.90	2,728.00	1.09%
BANKWEST INC PIERRE S D CTF DEP 1.250% 10/24/23 B/E DTD 04/24/20 ACT/365 1ST CPN DTE 05/15/20 Security Identifier: 06652CHH7	248,000.000	102.6970	254,688.56	135.89	3,100.00	1.21%
DELTA NATL BK & TR CO NEW YORK NY CTF DEP 1.200% 03/04/24 B/E DTD 03/31/20 ACT/365 Security Identifier: 24773RBN4	141,000.000	102.6240	144,699.84	282.77	1,692.00	1.16%
PREFERRED BK LOS ANGELES CALIF CTF DEP 1.100% 03/27/24 DTD 03/27/20 ACT/365 Security Identifier: 740367KG1	227,000.000	102.2530	232,114.31	27.36	2,497.00	1.07%
PACIFIC WESTN BK BEVERLY HILLS CALIF CTF DEP 1.300% 04/16/24 B/E DTD 04/16/20 ACT/365 Security Identifier: 69506YRH4	248,000.000	103.0260	255,504.48	397.48	3,224.00	1.26%
CENTERSTATE BK FLA NA WINTERHAVEN FL CTF DEP 1.050% 04/30/24 B/E DTD 04/30/20 ACT/365 Security Identifier: 15201QDH7	248,000.000	102.0660	253,123.68	221.16	2,604.00	1.02%
TEXAS EXCHANGE BK SSB CROWLEY CTF DEP 0.850% 05/20/24 B/E DTD 05/20/20 ACT/365 CALLABLE 08/20/20 Security Identifier: 88241THFO	248,000.000	100.1670	248,414.16	63.53	2,108.00	0.84%
STATE BK INDIA CHICAGO ILL CTF DEP 2.650% 07/12/24 DTD 07/12/19 ACT/365 CALLABLE 07/12/20 Security Identifier: 856283J64	246,000.000	100.2880	246,708.48	2,500.44	6,519.00	2.64%
COMMERCE BK GENEVA MINN CTF DEP 1.900% 09/03/24 DTD 09/03/19 ACT/365 CALLABLE 09/03/20 Security Identifier: 20056QSB0	248,000.000	100.4620	249,145.76	748.76	4,712.00	1.89%
FIRST NATL BK SYRACUSE JOHNSON KANS CTF DEP 1.950% 09/18/24 DTD 09/18/19 ACT/365 Security Identifier: 334342CF7	248,000.000	100.1492	248,370.02	172.24	4,836.00	1.94%
Price Estimated as of: 05/18/20 PARKSIDE FINL BK & TR CLAYTON MO CTF DEP 1.250% 09/27/24 B/E DTD 03/27/20 ACT/365 Security Identifier: 70147ADN1	248,000.000	100.0840	248,208.32	33.97	3,100.00	1.24%



Portfolio Holdings (continued)

Description	Quantity	Market Price	Market Value	Accrued Interest	Estimated Annual Income	Estimated Yield
FIXED INCOME (continued)						
Certificates of Deposit (continued)						
ANCHOR D BK TEXHOMA OKLA CTF DEP 1.950% 09/30/24 B/E DTD 09/30/19 ACT/365 CALLABLE 05/30/20 Security Identifier: 033034AJ8	248,000.000	100.1570	248,389.36	13.25	4,836.00	1.94%
HSBC BK USA NATL ASSOCIATION INSTL CTF DEP PROGRAM 2.125% 11/04/24 DTD 11/04/19 ACT/365 Security Identifier: 44329MBF9	248,000.000	100.8400	250,083.20	389.84	5,270.00	2.10%
FIRST NATL BK AMER EAST LANSING MICH CTF DEP 1.900% 12/13/24 DTD 12/13/19 ACT/365 Security Identifier: 32110YNL5	248,000.000	100.9530	250,363.44	232.37	4,712.00	1.88%
TEXAS SEC BK DALLAS TEX CTF DEP 1.950% 12/20/24 DTD 12/20/19 ACT/365 CALLABLE 06/20/20 Security Identifier: 88269AAU2	248,000.000	100.1040	248,257.92	145.74	4,836.00	1.94%
COMMERCIAL BK WEST LIBERTY KY CTF DEP 1.100% 03/17/25 B/E DTD 03/17/20 ACT/365 CALLABLE 06/17/20 Security Identifier: 201525AC6	248,000.000	100.0490	248,121.52	104.64	2,728.00	1.09%
DRAKE BK ST PAUL MINN CTF DEP 1.100% 03/20/25 DTD 03/20/20 ACT/365 CALLABLE 09/20/20 Security Identifier: 26144KAHO	248,000.000	100.3120	248,773.76	82.21	2,728.00	1.09%
FIRST CAP BK LAURINBURG N C CTF DEP 1.150% 03/20/25 B/E DTD 03/20/20 ACT/365 Security Identifier: 31944ABNO	248,000.000	100.0600	248,148.80	85.95	2,852.00	1.14%
BRADFORD NATL BK GREENVILLE ILL CTF DEP 1.150% 03/27/25 B/E DTD 03/27/20 ACT/365 Security Identifier: 104270AM5	248,000.000	100.0810	248,200.88	31.25	2,852.00	1.14%
BRIDGEWATER BK BLOOMINGTON MINN CTF DEP 1.250% 03/27/25 B/E DTD 03/27/20 ACT/365 Security Identifier: 108622JM4	248,000.000	100.0880	248,218.24	33.97	3,100.00	1.24%
FIRST OKLA BK JENKS CTF DEP 0.950% 05/15/25 B/E DTD 05/15/20 ACT/365 CALLABLE 08/15/20 Security Identifier: 335857BX5	245,000.000	99.8480	244,627.60	102.03	2,327.50	0.95%
Total Certificates of Deposit	16,042,000.000		\$16,276,115.07	\$49,016.31	\$312,349.50	
TOTAL FIXED INCOME	16,042,000.000		\$16,276,115.07	\$49,016.31	\$312,349.50	
			Market Value	Accrued Interest	Estimated Annual Income	
Total Portfolio Holdings			\$16,277,166.43	\$49,016.31	\$312,349.50	

¹ This bond is maturing.

May 1, 2020 - May 31, 2020
MEDINA CITY SCHOOLS**Portfolio Holdings Disclosures****Pricing**

This section includes the net market value of the securities in your account on a settlement date basis, including short positions, at the close of the statement period. The market prices, unless otherwise noted, have been obtained from independent vendor services, which we believe to be reliable. Market prices do not constitute a bid or an offer, and may differ from the actual sale price. Securities for which a price is not available are marked "N/A" and are omitted from the Total.

THE AS OF PRICE DATE ONLY APPEARS WHEN THE PRICE DATE DOES NOT EQUAL THE STATEMENT DATE.

Estimated Annual Figures

The estimated annual income (EAI) and estimated annual yield (EAY) figures are estimates and for informational purposes only. These figures are not considered to be a forecast or guarantee of future results. These figures are computed using information from providers believed to be reliable; however, no assurance can be made as to the accuracy. Since interest and dividend rates are subject to change at any time, and may be affected by current and future economic, political, and business conditions, they should not be relied on for making investment, trading, or tax decisions. These figures assume that the position quantities, interest and dividend rates, and prices remain constant. A capital gain or return of principal may be included in the figures for certain securities, thereby overstating them. Refer to www.pershing.com/disclosures for specific details as to formulas used to calculate the figures. Accrued interest represents interest earned but not yet received.

Reinvestment

The dollar amount of Mutual Fund distributions, Money Market Fund dividend income, Bank Deposit interest income, or dividends for other securities shown on your statement may have been reinvested. You will not receive confirmation of these reinvestments. Upon written request to your financial institution, information pertaining to these transactions, including the time of execution and the name of the person from whom your security was purchased, may be obtained. In dividend reinvestment transactions, Pershing acts as your agent and receives payment for order flow.

Option Disclosure

Information with respect to commissions and other charges incurred in connection with the execution of option transactions has been included in confirmations previously furnished to you. A summary of this information is available to you promptly upon your written request directed to your introducing firm. In order to assist your introducing firm in maintaining current background and financial information concerning your option accounts, please promptly advise them in writing of any material change in your investment objectives or financial situation. Expiring options which are valuable are exercised automatically pursuant to the exercise by exception procedure of the Options Clearing Corporation. Additional information regarding this procedure is available upon written request to your introducing firm.

Certificates of Deposit

Certificates of Deposit acquired through the Certificate of Deposit Account Registry Service ("CDARS") and held in your brokerage account are subject to Securities Investor Protection Corporation (SIPC) coverage. Please see additional information about SIPC under Important Information and Disclosures on this statement.

Please be advised that the secondary market for CDs is generally illiquid; the actual value of CDs may be different from their purchase price; and a significant loss of principal could result if your CDs are sold prior to maturity. In the event that the CDs listed above do not indicate a market valuation, an accurate market value could not be determined. In the event that a price is listed above for your CDs, Pershing has obtained a price from sources deemed to be reliable or has priced your CDs using a matrix formula. Prices are estimates and the actual value you may obtain for your CD may be different if you elect to sell your CD in the secondary market.

Foreign Currency Transactions

Pershing will execute foreign currency transactions as principal for your account. Pershing may automatically convert foreign currency to or from U.S. dollars for dividends and similar corporate action transactions unless you instruct your financial organization otherwise. Pershing's currency conversion rate will not exceed the highest interbank conversion rate identified from customary banking sources on the conversion date or the prior business day, increased by up to 1%, unless a particular rate is required by applicable law. Your financial

Portfolio Holdings Disclosures (continued)

Foreign Currency Transactions (continued)

organization may also increase the currency conversion rate. This conversion rate may differ from rates in effect on the date you executed a transaction, incurred a charge, or received a credit. Transactions converted by agents (such as depositories) will be billed at the rates such agents use.

Proxy Vote

Securities not fully paid for in your margin account may be lent by Pershing to itself or others in accordance with the terms outlined in the Margin Agreement. The right to vote your shares held on margin may be reduced by the amount of shares on loan. The Proxy Voting Instruction Form sent to you may reflect a smaller number of shares entitled to vote than the number of shares in your margin account.

Activity Summary (All amounts shown are in base currency)

	Credits This Period	Debits This Period	Net This Period	Credits Year-to-Date	Debits Year-to-Date	Net Year-to-Date
Securities						
Securities Bought	0.00	-741,011.55	-741,011.55	0.00	-7,148,043.62	-7,148,043.62
Total Securities	\$0.00	-\$741,011.55	-\$741,011.55	\$0.00	-\$7,148,043.62	-\$7,148,043.62
Dividends and Interest	\$22,690.66	-\$1,085.05	\$21,605.61	\$144,013.14	-\$2,607.42	\$141,405.72
Distributions	\$739,000.00	\$0.00	\$739,000.00	\$6,188,000.00	\$0.00	\$6,188,000.00
Cash						
Withdrawals	0.00	-769,971.94	-769,971.94	0.00	-6,339,230.33	-6,339,230.33
Deposits	741,562.97	0.00	741,562.97	7,149,128.67	0.00	7,149,128.67
Total Cash	\$741,562.97	-\$769,971.94	-\$28,408.97	\$7,149,128.67	-\$6,339,230.33	\$809,898.34
Totals	\$1,503,253.63	-\$1,512,068.54	-\$8,814.91	\$13,481,141.81	-\$13,489,881.37	-\$8,739.56

Transactions by Type of Activity

Process/ Settlement Date	Trade/ Transaction Date	Activity Type	Description	Quantity	Price	Accrued Interest	Amount	Currency
Securities Bought and Sold								
05/06/20	04/17/20	PURCHASED	PINNACLE BK NASHVILLE TENN CTF DEP ACT/365 1.000%	248,000.000	100.0000		-248,000.00	USD
			05/06/22 B/E DTD 05/06/20 YLD 1.000 TO MAT					
05/15/20	05/05/20	PURCHASED	FIRST OKLA BK JENKS CTF DEP 0.950% 05/15/25 B/E DTD	245,000.000	100.0000		-245,000.00	USD
			05/15/20 YLD .950 TO PAR					
05/22/20	05/12/20	PURCHASED	TEXAS EXCHANGE BK SSB CROWLEY CTF DEP 0.850%	248,000.000	100.0000	-11.55	-248,011.55	USD
			05/20/24 DTD 05/20/20 CLB YLD .850 TO PAR					
Total Securities Bought and Sold						-\$11.55	-\$741,011.55	USD

May 1, 2020 - May 31, 2020
MEDINA CITY SCHOOLS**Transactions by Type of Activity (continued)**

Process/ Settlement Date	Trade/ Transaction Date	Activity Type	Description	Quantity	Price	Accrued Interest	Amount	Currency
Dividends and Interest								
05/01/20		BOND INTEREST RECEIVED 538036JZ8	100000 LIVE OAK BKG CO WILMINGTON N C CTF DEP 1.550% 03/06/23 DTD 03/06/20 RD 04/16 PD 05/01/20				127.40	USD
05/01/20		BOND INTEREST RECEIVED 538036KB9	147000 LIVE OAK BKG CO WILMINGTON N C CTF DEP 1.600% 09/06/23 DTD 03/06/20 RD 04/16 PD 05/01/20				193.31	USD
05/01/20		BOND INTEREST RECEIVED 56034WAS0	248000 MAIN STR BK CORP WHEELING WV CTF DEP 2.950% 02/01/22 DTD 02/01/19 RD 04/16 PD 05/01/20				1,803.95	USD
05/04/20		BOND INTEREST RECEIVED 20056QSB0	248000 COMMERCE BK GENEVA MINN CTF DEP 1.900% 09/03/24 DTD 09/03/19 CLB RD 04/18 PD 05/03/20				387.29	USD
05/04/20		BOND INTEREST RECEIVED 44329MBF9	248000 HSBC BK USA NATL ASSOCIATION INSTL CTF DEP PROGRAM 2.125% 11/04/24 DTD 11/04/19 CLB RD 04/27 PD 05/04/20				2,627.78	USD
05/04/20		BOND INTEREST RECEIVED 465076KG1	246000 ISRAEL DISC BK NEW YORK N Y CTF DEP 2.700% 05/04/20 B/E DTD 05/04/18 RD 04/19 PD 05/04/20				3,311.90	USD
05/04/20		BOND INTEREST RECEIVED 56035BBN5	248000 MAIN STR BK BINGHAM FARMS MI CTF DEP 2.900% 10/05/20 DTD 10/04/18 RD 04/19 PD 05/04/20				591.12	USD
05/05/20	04/28/20	BOND INTEREST ADJUSTMENT 32112UCU3	245000 FIRST NATL BK MCGREGOR TEX CTF DEP 2.650% 02/01/21 DTD 01/31/19 RD 04/27 PD 04/28/20 REV 04/28 CREDITED 04/30				-551.42	USD
05/06/20		BOND INTEREST RECEIVED 169894AP7	248000 CHIPPEWA VY BK WINTER WIS CTF DEP 3.000% 07/06/21 DTD 07/06/18 RD 04/21 PD 05/06/20				611.51	USD
05/06/20		BOND INTEREST RECEIVED 27002YEV4	248000 EAGLEBANK BETHESDA MD CTF DEP 1.650% 03/06/23 DTD 03/06/20 RD 04/21 PD 05/06/20				336.33	USD
05/11/20		BOND INTEREST RECEIVED 32114VBZ9	247000 FIRST NATL BK OF MICH KALAMAZOO CTF DEP 1.250% 04/10/23 B/E DTD 04/09/20 RD 04/24 PD 05/09/20				253.77	USD
05/11/20		BOND INTEREST RECEIVED 90348JSW1	248000 UBS BK USA SALT LAKE CITY UT CTF DEP 1.000% 03/11/22 B/E DTD 03/11/20 RD 04/26 PD 05/11/20				203.84	USD
05/13/20		BOND INTEREST RECEIVED 139805AQ8	248000 CAPITAL BK N A ROCKVILLE MD CTF DEP 2.600% 03/12/21 DTD 03/13/19 RD 04/28 PD 05/13/20				529.97	USD



Transactions by Type of Activity (continued)

Process/ Settlement Date	Trade/ Transaction Date	Activity Type	Description	Quantity	Price	Accrued Interest	Amount	Currency
Dividends and Interest (continued)								
05/13/20		BOND INTEREST RECEIVED 32110YNL5	248000 FIRST NATL BK AMER EAST LANSING MICH CTF DEP 1.900% 12/13/24 DTD 12/13/19 CLB RD 04/28 PD 05/13/20				387.29	USD
05/14/20		BOND INTEREST RECEIVED 05581WZ24	245000 BMO HARRIS BK NATL ASSN CHICAGO ILL CTF DEP 2.000% 08/14/24 B/E DTD 08/14/19 CLB RD 04/29 PD 05/14/20				1,208.22	USD
05/15/20		BOND INTEREST RECEIVED 06652CHH7	248000 BANKWEST INC PIERRE S D CTF DEP 1.250% 10/24/23 B/E DTD 04/24/20 RD 04/30 PD 05/15/20				178.36	USD
05/15/20		BOND INTEREST RECEIVED 32022MBV9	248000 FIRST FINL NORTHWEST BK RENTON WASH CTF DEP 1.350% 04/17/23 B/E DTD 04/15/20 CLB RD 04/30 PD 05/15/20				275.18	USD
05/18/20		BOND INTEREST RECEIVED 201525AC6	248000 COMMERCIAL BK WEST LIBERTY KY CTF DEP 1.100% 03/17/25 B/E DTD 03/17/20 CLB RD 05/02 PD 05/17/20				224.22	USD
05/18/20		BOND INTEREST RECEIVED 334342CF7	248000 FIRST NATL BK SYRACUSE JOHNSON KANS CTF DEP 1.950% 09/18/24 DTD 09/18/19 RD 05/03 PD 05/18/20				397.48	USD
05/19/20		BOND INTEREST RECEIVED 20786ACJ2	248000 CONNECTONE BK ENGLEWOOD CLIFFS N J CTF DEP 2.800% 09/18/20 DTD 09/19/18 RD 05/04 PD 05/19/20				570.74	USD
05/19/20		BOND INTEREST RECEIVED 42724JEG6	248000 HERITAGE BK HOPKINSVILLE KY CTF DEP 3.000% 06/21/21 DTD 06/19/18 RD 05/04 PD 05/19/20				611.51	USD
05/20/20		BOND INTEREST RECEIVED 26144KAH0	248000 DRAKE BK ST PAUL MINN CTF DEP 1.100% 03/20/25 DTD 03/20/20 CLB RD 05/05 PD 05/20/20				224.22	USD
05/20/20		BOND INTEREST RECEIVED 31944ABN0	248000 FIRST CAP BK LAURINBURG N C CTF DEP 1.150% 03/20/25 B/E DTD 03/20/20 CLB RD 05/05 PD 05/20/20				234.41	USD
05/20/20		BOND INTEREST RECEIVED 88269AAU2	248000 TEXAS SEC BK DALLAS TEX CTF DEP 1.950% 12/20/24 DTD 12/20/19 CLB RD 05/05 PD 05/20/20				397.48	USD
05/21/20		BOND INTEREST RECEIVED 39120VSS4	248000 GREAT SOUTHN BK REEDS SPRINGS MO CTF DEP 1.700% 08/21/23 DTD 02/21/20 CLB RD 05/06 PD 05/21/20				346.52	USD
05/22/20		BOND INTEREST RECEIVED 29367SHX5	248000 ENTERPRISE BK & TR CLAYTON MO CTF DEP 2.800% 06/22/20 DTD 06/22/18 RD 05/07 PD 05/22/20				570.74	USD
05/22/20		BOND INTEREST RECEIVED 38148PTD9	247000 GOLDMAN SACHS BK USA NEW YORK CTF DEP 2.050% 11/23/20 DTD 11/22/17 RD 05/07 PD 05/22/20				2,524.81	USD
05/22/20		BOND INTEREST RECEIVED 88241TFS4	248000 TEXAS EXCHANGE BK SSB CROWLEY CTF DEP 2.000% 12/06/24 B/E DTD 11/22/19 CLB RD 05/07 PD 05/22/20				407.67	USD



**MBS MULTI-BANK SECURITIES, INC.***

1000 Town Center, Suite 2300
Southfield, MI 48075
(800) 967-9045

Member of FINRA & SIPC; MSRB Registered.

May 1, 2020 - May 31, 2020
MEDINA CITY SCHOOLS

Transactions by Type of Activity (continued)

Process/ Settlement Date	Trade/ Transaction Date	Activity Type	Description	Quantity	Price	Accrued Interest	Amount	Currency
Dividends and Interest (continued)								
05/26/20		BOND INTEREST RECEIVED 340569GV8	248000 FLORIDA CAP BK NATL ASSN JACKSONVILLE FLA CTF DEP 1.150% 03/27/23 B/E DTD 03/26/20 RD 05/11 PD 05/26/20				234.41	USD
05/27/20		BOND INTEREST RECEIVED 104270AM5	248000 BRADFORD NATL BK GREENVILLE ILL CTF DEP 1.150% 03/27/25 B/E DTD 03/27/20 CLB RD 05/12 PD 05/27/20				234.41	USD
05/27/20		BOND INTEREST RECEIVED 108622JM4	248000 BRIDGEWATER BK BLOOMINGTON MINN CTF DEP 1.250% 03/27/25 B/E DTD 03/27/20 CLB RD 05/12 PD 05/27/20				254.79	USD
05/27/20		BOND INTEREST RECEIVED 62847HAZ2	246000 MUTUALONE BK FRAMINGHAM MA CTF DEP 1.050% 03/27/23 B/E DTD 03/27/20 CLB RD 05/12 PD 05/27/20				212.30	USD
05/27/20		BOND INTEREST RECEIVED 654062JG4	248000 NICOLET NATL BK GREENBAY WIS CTF DEP ACT/365 1.100% 09/27/23 B/E DTD 03/27/20 CLB RD 05/12 PD 05/27/20				224.22	USD
05/27/20		BOND INTEREST RECEIVED 70147ADN1	248000 PARKSIDE FINL BK & TR CLAYTON MO CTF DEP 1.250% 09/27/24 B/E DTD 03/27/20 CLB RD 05/12 PD 05/27/20				254.79	USD
05/27/20		BOND INTEREST RECEIVED 740367KG1	227000 PREFERRED BK LOS ANGELES CALIF CTF DEP 1.100% 03/27/24 DTD 03/27/20 RD 05/12 PD 05/27/20				205.23	USD
05/28/20		BOND INTEREST RECEIVED 32112UCU3	245000 FIRST NATL BK MCGREGOR TEX CTF DEP 2.650% 02/01/21 DTD 01/31/19 RD 05/27 PD 05/28/20				533.63	USD
05/29/20	05/28/20	BOND INTEREST ADJUSTMENT 32112UCU3	245000 FIRST NATL BK MCGREGOR TEX CTF DEP 2.650% 02/01/21 DTD 01/31/19 RD 05/27 PD 05/28/20 ADJ RATE @ 2.250684				-533.63	USD
05/29/20	05/28/20	BOND INTEREST RECEIVED 32112UCU3	245000 FIRST NATL BK MCGREGOR TEX CTF DEP 2.650% 02/01/21 DTD 01/31/19 RD 05/27 PD 05/28/20 ADJ RATE @ 2.250684				551.42	USD
05/29/20		BOND INTEREST RECEIVED 58733AES4	248000 MERCANTIL BK NATL ASSN CORAL GABLES FLA CTF DEP 2.200% 12/29/20 DTD 12/29/17 RD 05/14 PD 05/29/20				448.44	USD
Total Dividends and Interest						\$0.00	\$21,605.61	USD



Transactions by Type of Activity (continued)

Process/ Settlement Date	Trade/ Transaction Date	Activity Type	Description	Quantity	Price	Accrued Interest	Amount	Currency
Distributions								
05/04/20		SECURITY REDEEMED 465076KG1	ISRAEL DISC BK NEW YORK N Y CTF DEP 2.700% 05/04/20 B/E DTD 05/04/18 ACCOUNT REDEMPTION	-246,000.000			246,000.00	USD
05/14/20		SECURITY REDEEMED 05581WZ24	BMO HARRIS BK NATL ASSN CHICAGO ILL CTF DEP 2.000% 08/14/24 B/E DTD 08/14/19 CLB	-245,000.000			245,000.00	USD
05/22/20		SECURITY REDEEMED 88241TFS4	TEXAS EXCHANGE BK SSB CROWLEY CTF DEP 2.000% 12/06/24 B/E DTD 11/22/19 CLB	-248,000.000			248,000.00	USD
Total Distributions						\$0.00	\$739,000.00	USD
Cash Withdrawals and Deposits								
05/01/20		ELECTRONIC TRANSACTION USD999997	SEND TO BANK FOR ACH ACH HUNTINGTON NATIONAL BANK				-9,814.77	USD
05/04/20		ELECTRONIC TRANSACTION USD999997	SEND TO BANK FOR ACH ACH HUNTINGTON NATIONAL BANK				-246,000.00	USD
05/06/20		ELECTRONIC DEPOSIT USD999997	RECV FR BANK FOR ACH ACH HUNTINGTON NATIONAL BANK				248,000.00	USD
05/08/20		ELECTRONIC DEPOSIT USD999997	RECV FR BANK FOR ACH ACH HUNTINGTON NATIONAL BANK				551.42	USD
05/11/20		ELECTRONIC TRANSACTION USD999997	SEND TO BANK FOR ACH ACH HUNTINGTON NATIONAL BANK				-10,448.20	USD
05/14/20		ELECTRONIC TRANSACTION USD999997	SEND TO BANK FOR ACH ACH HUNTINGTON NATIONAL BANK				-245,000.00	USD
05/15/20		ELECTRONIC DEPOSIT USD999997	RECV FR BANK FOR ACH ACH HUNTINGTON NATIONAL BANK				245,000.00	USD
05/22/20		ELECTRONIC TRANSACTION USD999997	SEND TO BANK FOR ACH ACH HUNTINGTON NATIONAL BANK				-248,000.00	USD
05/22/20		ELECTRONIC TRANSACTION USD999997	SEND TO BANK FOR ACH ACH HUNTINGTON NATIONAL BANK				-5,585.60	USD
05/22/20		ELECTRONIC DEPOSIT USD999997	RECV FR BANK FOR ACH ACH HUNTINGTON NATIONAL BANK				248,011.55	USD
05/28/20		ELECTRONIC TRANSACTION USD999997	SEND TO BANK FOR ACH ACH HUNTINGTON NATIONAL BANK				-5,123.37	USD
Total Cash Withdrawals and Deposits						\$0.00	-\$28,408.97	USD
Total Value of Transactions						-\$11.55	-\$8,814.91	USD

The price and quantity displayed may have been rounded.

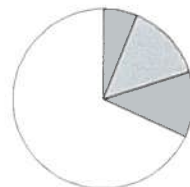
May 1, 2020 - May 31, 2020
MEDINA CITY SCHOOLS

Fixed Income Analysis

Bond Quality

Bond Quality	Market Value	% of Bond Market Value
Not Rated	16,276,115.07	100%
Total	16,276,115.07	100%

Bond Maturity Schedule



Bond Maturity	Market Value	% of Bond Market Value
Within 1 month	987,344.28	6%
1 to 6 months	2,238,773.18	14%
7 to 12 months	2,011,330.28	12%
1 to 5 years	11,038,667.33	68%
Total	16,276,115.07	100%

Percentages of bond market values are rounded to the nearest whole percentage.

Bond quality ratings reflect Moody's or Standard and Poor's ratings. Bonds may be rated by other services. Bonds that are in default are not included. Please refer to your Portfolio Holdings section.

You are 100% invested in bonds with a bond quality of Not Rated.

Called Bonds

Call Date	Security Description	Eligible Quantity	Called Quantity	Call Price	Type of Call	Redemption Proceeds
06/01/2020	ANCHOR D BK TEXHOMA OKLA CTF DEP 1.950% 09/30/24 B/E DTD 09/30/19 ACT/365 CALLABLE 05/30/20	248,000.000	248,000.000	100.0000	Full	248,000.00
06/22/2020	FIRST CAP BK LAURINBURG N C CTF DEP 1.150% 03/20/25 B/E DTD 03/20/20 ACT/365	248,000.000	248,000.000	100.0000	Full	248,000.00

Pershing LLC receives the called bond information from several information sources which Pershing believes are reliable. Pershing does not guarantee the accuracy of the information. For callable options that are available to you please contact your Account Executive.

Messages

Although a money market mutual fund seeks to preserve the value of your investment at \$1 per share, it is possible to lose money by investing in a money market mutual fund. Shares of a money market mutual fund or the balance of a bank deposit product held in your brokerage account may be liquidated upon request with the proceeds credited to your brokerage account. Please see the money market mutual fund's prospectus or the bank deposit product's disclosure document or contact your advisor for additional information. Pursuant to SEC Rule 10b-10(b)(1) confirmations are not sent for purchases into money market mutual funds processed on the sweep platform. Pursuant to applicable regulation, account statements will be produced monthly or quarterly.

Going Digital is Now More Important Than Ever

Messages (continued)

As all of us navigate the evolving global environment, Pershing's digital solutions can help you manage your accounts and access important documentation.

e-Delivery

Our e-Delivery solution provides access to investment account information electronically. It is a simple, safe and convenient way to receive financial account communications and view statements, trade confirmations and tax documents through an online, password-protected portal. Historical data is available from the day of initial signup.

To enroll in e-Delivery, log in to your brokerage account, select "Go Paperless" at the top of any page and follow the on-screen prompts for setup. Enrollment can be activated as quickly as the same day as registration (if enrollment occurs prior to 6 p.m. ET).

Contact your financial professional if you have any questions about these efficient digital tools.

Cash Not Yet Received

Security	Record Date	Payable Date	Quantity Held	Rate	Dividend Option	Amount of Payment
Interest						
ALLEGIANCE BK HOUSTON TEX CTF DEP 2.800% 06/15/20	05/29/20	06/15/20	246,000.000	0.014192	Cash	3,491.18
BANKWEST INC PIERRE S D CTF DEP 1.250% 10/24/23 B/E	05/31/20	06/15/20	248,000.000	0.001062	Cash	263.29
CTBC BK CORP USA LOS ANGELES CALIF CTF DEP	05/31/20	06/15/20	246,000.000	0.015041	Cash	3,700.11
CAPITAL BK N A ROCKVILLE MD CTF DEP 2.600% 03/12/21	05/29/20	06/13/20	248,000.000	0.002208	Cash	547.64
CHIPPEWA VY BK WINTER WIS CTF DEP 3.000% 07/06/21	05/22/20	06/06/20	248,000.000	0.002548	Cash	631.89
COMMERCE BK GENEVA MINN CTF DEP 1.900% 09/03/24	05/19/20	06/03/20	248,000.000	0.001614	Cash	400.20
EAGLEBANK BETHESDA MD CTF DEP 1.650% 03/06/23	05/22/20	06/06/20	248,000.000	0.001401	Cash	347.54
FIRST FINL NORTHWEST BK RENTON WASH CTF DEP	05/31/20	06/15/20	248,000.000	0.001147	Cash	284.35
FIRST NATL BK AMER EAST LANSING MICH CTF DEP	05/29/20	06/13/20	248,000.000	0.001614	Cash	400.20
FIRST NATL BK OF MICH KALAMAZOO CTF DEP	05/25/20	06/09/20	247,000.000	0.001062	Cash	262.23
FIRST OKLA BK JENKS CTF DEP 0.950% 05/15/25 B/E	05/31/20	06/15/20	245,000.000	0.000807	Cash	197.68



**MBS MULTI-BANK SECURITIES, INC.®**

1000 Town Center, Suite 2300
Southfield, MI 48075
(800) 967-9045

Member of FINRA & SIPC; MSRB Registered.

May 1, 2020 - May 31, 2020
MEDINA CITY SCHOOLS

Cash Not Yet Received (continued)

Security	Record Date	Payable Date	Quantity Held	Rate	Dividend Option	Amount of Payment
Interest (continued)						
MAIN STR BK BINGHAM FARMS MI CTF DEP 2.900% 10/05/20	05/20/20	06/04/20	248,000.000	0.002463	Cash	610.83
UBS BK USA SALT LAKE CITY UT CTF DEP 1.000% 03/11/22 B/E	05/27/20	06/11/20	248,000.000	0.000849	Cash	210.63
Total Cash Not Yet Received						\$11,347.77

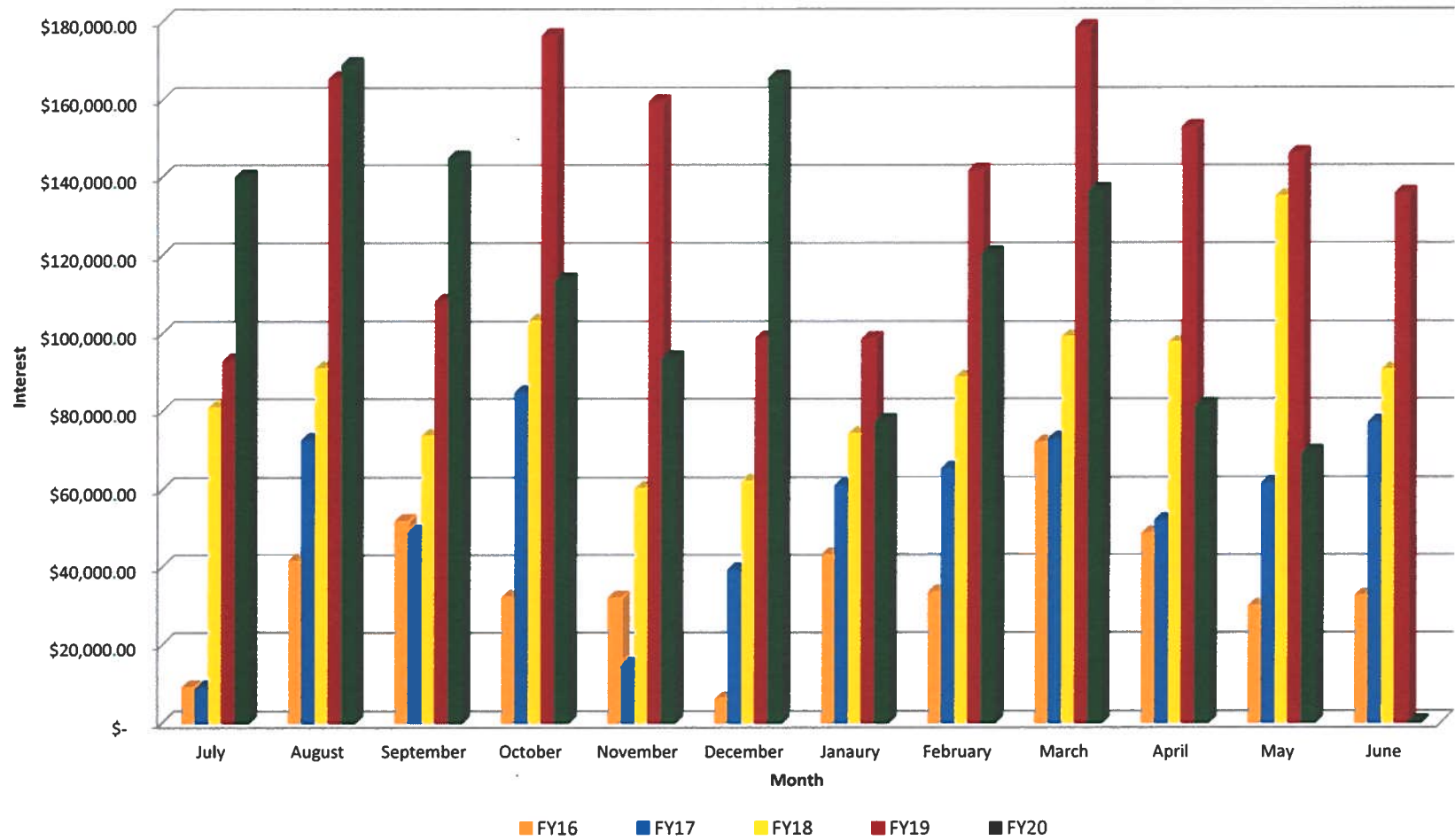
Assets shown here are not reflected in your account. This information has been received from sources we believe to be reliable. Pershing does not guarantee the accuracy of the information.

Important Information and Disclosures**The Role of Pershing**

- Pershing carries your account as clearing broker pursuant to a clearing agreement with your financial institution. Pershing may accept from your financial institution without inquiry or investigation (i) orders for the purchase and sale of securities and other property and (ii) any other instructions concerning your account. Pershing is not responsible or liable for any acts or omissions of your financial institution or its employees and it does not supervise them. Pershing provides no investment advice nor does it assess the suitability of any transaction or order. Pershing acts as the agent of your financial institution and you agree that you will not hold Pershing or any person controlling or under common control with it liable for any investment losses incurred by you.
- Pershing performs several key functions at the direction of your financial institution. It acts as custodian for funds and securities you may deposit with it directly or through your financial institution or that it receives as the result of securities transactions it processes.
- Your financial institution is responsible for adherence to the securities laws, regulations and rules which apply to it regarding its own operations and the supervision of your account, its sales representatives and other personnel. Your financial institution is also responsible for approving the opening of accounts and obtaining account documents; the acceptance and, in certain instances, execution of securities orders; the assessment of the suitability of those transactions, where applicable; the rendering of investment advice, if any, to you and in general, for the ongoing relationship that it has with you.
- Inquiries concerning the positions and balances in your account may be directed to the Pershing Customer Service Department at (201) 413-3333. All other inquiries regarding your account or activity should be directed to your financial institution. Your financial organization's contact information can be found on the first page of this statement.
- For a description of other functions performed by Pershing please consult the Disclosure Statement provided to you upon the opening of your account. This notice is not meant as a definitive enumeration of every possible circumstance, but as a general disclosure. If you have any questions regarding this notice or if you would like additional copies of the Disclosure Statement, please contact your financial institution.
- Pershing is a member of the Securities Investor Protection Corporation (SIPC®). Please note that SIPC does not protect against loss due to market fluctuation. In addition to SIPC protection, Pershing provides coverage in excess of SIPC limits. For more detailed information please visit: www.pershing.com/about/strength-and-stability.
- This statement will be deemed conclusive. You are advised to report any inaccuracy or discrepancy (including unauthorized trading) promptly, but no later than ten days after receipt of this statement, to your financial organization and Pershing. Please be advised that any oral communication should be re-confirmed in writing to further protect your rights, including your rights under the Securities Investor Protection Act.
- Your financial organization's contact information can be found on the first page of this statement. Pershing's contact information is as follows: **Pershing LLC, Legal Department, One Pershing Plaza, Jersey City, New Jersey 07399; (201) 413-3330.** Errors and Omissions excepted.



Total Monthly Interest Earnings



Date: 6/04/20

FINANCIAL SUMMARY REPORT

Processing Month: May 2020

MEDINA CITY SCHOOL DISTRICT

Page: 1
(FINSUM)

Fnd	Scc	Description	Beginning Balance	MTD Revenues	FYTD Revenues	MTD Expenditures	FYTD Expenditures	Current Available Balance
001	0000	GENERAL FUND	37,069,600.65	3,799,524.87	70,653,724.40	5,611,579.52	70,287,562.81	37,435,762.24
002	9000	BOND RETIREMENT - NEW ELE	3,605,991.55	237,516.08	4,069,526.53	607,893.25	4,241,575.19	3,433,942.89
002	9012	LOCAL SALES TAX RETIREMEN	.00	.00	1,290,750.49	445,257.06	1,736,007.55	445,257.06-
002	9014	CONSOLIDATION - ENERGY &	.00	.00	341,349.98	.00	341,349.98	.00
003	0000	PERMANENT IMPROVEMENT FUN	125,994.61	.00	.00	.00	.00	125,994.61
003	9000	PERMANENT IMPROVEMENT FUN	13,601.14	.00	.00	.00	.00	13,601.14
003	9001	MEDINA CITY REC CENTER-PE	381,679.90	.00	104,882.14	6,139.00	287,107.70	199,454.34
006	0000	LUNCHROOM FUND	25,153.72	44,051.33	1,968,091.95	99,579.41	2,018,689.03	25,443.36-
007	9004	COLLINS SCHOLARSHIP/POST-	537.70	33.83	18,338.80	.00	.00	18,876.50
007	9110	ART TRUST - GARFIELD	10,697.53	19.81	355.55	.00	.00	11,053.08
007	9111	CHARLES STANGEL SCHOLARSH	500.00	501.81	512.47	.00	.00	1,012.47
007	9333	RIOS STUDENT LEADER SCHOL	27,721.50	58.47	4,904.26	.00	.00	32,625.76
007	9901	BIXLER SCHOLARSHIP FUND	125.00	.00	.00	.00	.00	125.00
008	9002	KANEHL MUSIC TRUST	27,351.83	50.49	819.10	.00	.00	28,170.93
008	9003	RICHARD HOFFMAN COLLINS M	634,861.74	.00	.00	.00	.00	634,861.74
008	9112	ELAINE BUSHMAN FUND	18,211.77	23.32	418.62	.00	.00	18,630.39
009	9000	STAR	124.35	212.10	23,316.55	30,475.00	30,475.00	7,034.10-
009	9110	UNIFORM SUPPLIES GARFIELD	10,554.36	69.00	3,061.90	.00	4,963.42	8,652.84
009	9120	UNIFORM SUPPLIES - CANAVA	11,649.87	31.00	8,613.90	8.00	8,310.38	11,953.39
009	9130	UNIFORM SUPPLIES - FENN	16,923.63	487.35	9,441.80	.00	14,959.80	11,405.63
009	9140	UNIFORM SUPPLIES - HERITA	7,879.42	10.00-	8,888.10	.00	7,240.54	9,526.98
009	9160	UNIFORM SUPPLIES - BLAKE	5,501.82	44.00	11,333.65	157.05	11,542.25	5,293.22
009	9170	UNIFORM SUPPLIES - RALPH	18,425.55	44.00	14,200.10	88.42	10,991.02	21,634.63
009	9180	UNIFORM SUPPLIES - ELIZA	10,990.20	5.70-	9,412.68	16.24	11,159.13	9,243.75
009	9200	UNIFORM SUPPLIES - CLAGGE	41,244.63	618.50	23,174.56	824.50	29,660.67	34,758.52
009	9210	UNIFORM SUPPLIES - A.I. R	7,484.92	18.00-	24,467.80	155.12	24,848.47	7,104.25
009	9300	UNIFORM SUPPLIES - SENIOR	6,652.06	4,092.10	133,078.61	1,783.58	87,759.83	51,970.84
009	9304	AVIATION/PHOTOGRAPHY	3.87	.00	.00	.00	.00	3.87
014	9016	MEDINA CNTY JUV DET CNTR	81,724.29	14,475.00	253,943.66	23,371.14	323,690.80	11,977.15
014	9111	CFIT FY11	5,550.01	.00	.00	.00	5,550.01	.00
014	9116	EVOLVE	319,058.86	165,230.00	1,114,585.01	78,221.15	928,982.86	504,661.01
016	0000	EMERGENCY LEVY	20,927,098.86	51,094.81	6,876,029.43	425,215.35	4,912,446.59	22,890,681.70
018	0000	PRINT SHOP	6,683.33	.00	.00	.00	.00	6,683.33
018	9000	PUBLIC SCHOOL SUPPORT - S	16.70	.00	.00	.00	.00	16.70
018	9110	PRINCIPAL'S FUND - GARFIE	32,772.64	1,917.30	5,634.60	305.11-	5,041.67	33,365.57
018	9111	GARFIELD SCHOOL STORE	49.99	.00	.00	.00	.00	49.99
018	9113	GARFIELD MEDIA CENTER	835.41	.00	1,104.16	.00	1,092.17	847.40
018	9120	PRINCIPAL - CANAVAN	41,489.84	2,996.70	7,212.90	.00	4,354.65	44,348.09
018	9122	CANAVAN SCHOOL STORE	586.69	.00	.00	.00	.00	586.69
018	9123	BOOK FAIR - CANAVAN	433.42	.00	4,855.81	.00	5,210.83	78.40
018	9130	PRINCIPAL - FENN	28,308.61	6,465.00	11,871.75	785.94	12,388.99	27,791.37
018	9132	FENN SCHOOL STORE	1,460.83	.00	.00	.00	.00	1,460.83
018	9133	BOOK FAIR - FENN	825.96	.00	115.40	.00	.00	941.36
018	9135	MEDINA SKI TEAM - DISTRIC	1,916.34	.00	8,735.00	.00	10,176.67	474.67
018	9140	PRINCIPAL'S FUND - HERITA	38,900.87	3,104.60	12,132.39	356.41	6,026.78	45,006.48
018	9143	HERITAGE MEDIA CENTER	4,535.23	.00	4,509.38	.00	5,997.06	3,047.55

Date: 6/04/20

FINANCIAL SUMMARY REPORT
Processing Month: May 2020
MEDINA CITY SCHOOL DISTRICT

Page: 2
(FINSUM)

Fnd	Sc	Description	Beginning Balance	MTD Revenues	FYTD Revenues	MTD Expenditures	FYTD Expenditures	Current Available Balance
018	9160	PRINCIPAL'S FUND - H G BL	43,492.65	9,883.60	17,677.15	.00	11,039.43	50,130.37
018	9161	PBIS - BLAKE	7,394.06	.00	.00	.00	1,666.06	5,728.00
018	9163	BLAKE MEDIA CENTER	13,142.11	.00	5,283.36	.00	5,106.05	13,319.42
018	9170	PRINCIPALS FUND - RALPH W	73,551.06	6,302.60	14,088.85	151.61-	8,152.77	79,487.14
018	9171	WAITE SCHOOL STORE	50.00	.00	.00	.00	.00	50.00
018	9173	MEDIA CENTER RALPH WAITE	4,223.50	.00	5,931.92	.00	5,090.79	5,064.63
018	9174	FIELD TRIPS RALPH WAITE E	15,209.72	.00	.00	.00	.00	15,209.72
018	9180	PRINCIPALS FUND ELIZA NOR	51,553.12	6,013.80	9,678.55	.00	8,176.41	53,055.26
018	9181	NORTHROP ELEMENTARY SCHOO	1,631.19	.00	.00	.00	.00	1,631.19
018	9183	MEDIA CENTER ELIZA NORTHRO	7,013.75	.00	6,378.90	.00	4,778.84	8,613.81
018	9184	FIELD TRIPS ELIZA NORTHRO	146.00	.00	.00	.00	.00	146.00
018	9200	PRINCIPAL'S FUND - CLAGGE	78,661.94	3,727.92	19,231.09	272.63	22,551.64	75,341.39
018	9203	CLAGGETT M.S. MEDIA CENTE	5,491.13	.00	3,122.94	10.18	3,026.42	5,587.65
018	9210	PRINCIPAL'S FUND - ROOT M	33,051.07	20.20	14,579.32	419.22-	10,223.94	37,406.45
018	9211	ROOT M.S. MEDIA CENTER	10,214.36	3.99	2,749.89	50.00-	2,757.13	10,207.12
018	9212	ROOT M.S. - WASHINGTON TR	355.00	.00	.00	.00	.00	355.00
018	9213	SPECIAL FUNDRAISER - ROOT	.02	.00	.00	.00	.00	.02
018	9300	PRINCIPAL'S FUND - SENIOR	36,762.67	39.00	22,477.57	673.97-	21,613.91	37,626.33
018	9301	MEDIA CENTER FUND	1,381.50	.00	.00	.00	.00	1,381.50
018	9302	SPECIAL FUNDRAISER - SENI	37,086.18	.00	.00	.00	.00	37,086.18
018	9303	PERFORMING ARTS	92,707.30	220.00-	23,322.00	800.00-	25,760.93	90,268.37
018	9304	BUZZ	16,759.64	.00	8,360.38	46.30	8,431.55	16,688.47
018	9305	FLEXIBLE CREDIT FUND	7,834.56	.00	200.00	.00	.00	8,034.56
018	9306	FEED THE BEES	1,004.05	2,237.03	4,807.03	184.12	950.90	4,860.18
018	9884	FACILITY RENTAL	27,476.82	100.00-	51,094.00	.00	.00	78,570.82
018	9900	INSERVICE - CENTRAL	3,702.01	.00	.00	.00	.00	3,702.01
018	9901	PUBLIC SCHOOL SUPPORT - I	2,229.77	.00	.00	.00	508.91	1,720.86
018	9902	INSERVICE - SUPERINTENDEN	24,720.92	.00	.00	.00	13,496.40	11,224.52
018	9903	BOARD/STUDENT DEVELOPMENT	2,800.00	.00	.00	.00	.00	2,800.00
018	9904	WELLNESS FUND	502.00	.00	.00	.00	.00	502.00
018	9905	PUBLIC SCHOOL SUPPORT/STU	51,248.39	.00	.00	.00	.00	51,248.39
018	9906	COMMUNICATIONS - PUBLIC S	315.27	.00	1,418.00	.00	1,460.37	272.90
018	9907	STEAM - SUMMER ENRICHMENT	7,777.17	.00	1,891.75	.00	7,193.52	2,475.40
018	9910	MAINTENANCE DEPARTMENT	3,902.36	.00	.00	.00	.00	3,902.36
018	9914	END OF YEAR	7.13	.00	.00	.00	.00	7.13
018	9915	BIKE TO SCHOOL	53.00	.00	250.00	.00	.00	303.00
018	9916	SPIRIT NIGHT	2,127.48	.00	2,000.00	.00	2,194.50	1,932.98
018	9918	FAMILY FIRST	.00	.00	1.00-	.00	.00	1.00-
018	9919	STUDENT ART SHOW	221.53	.00	288.37	.00	512.46	2.56-
018	9920	TRSP FUND	2,384.81	145.20	457.20	.00	255.76	2,586.25
018	9930	Resource Connection	1,500.00	.00	.00	.00	.00	1,500.00
019	9000	ADAMH GRANT	504.00	.00	6,000.00	.00	5,152.00	1,352.00
019	9001	ADAMH HOPE GRANT	.00	.00	17,000.00	.00	17,000.00	.00
019	9018	LOWE'S LIGHT UP GARFIELD	48.08	.00	.00	.00	.00	48.08
019	9020	RIF PROGRAM GRANT - NORTH	400.73	.00	.00	.00	.00	400.73
019	9021	JENNINGS - BLAKE - BRYNIA	.82	.00	.00	.00	.00	.82

Date: 6/04/20

F I N A N C I A L S U M M A R Y R E P O R T
Processing Month: May 2020
MEDINA CITY SCHOOL DISTRICT

Page: 3
(FINSUM)

Fnd	Sc	Description	Beginning Balance	MTD Revenues	FYTD Revenues	MTD Expenditures	FYTD Expenditures	Current Available Balance
019	9023	PUBLIC EDUCATION LEADERSH	.01	.00	.00	.00	.00	.01
019	9029	MARTHA HOLDEN JENNINGS GR	6.82	.00	.00	.00	.00	6.82
019	9030	PERFORMANCE BASED ASSESSM	79.76	.00	.00	.00	.00	79.76
019	9031	PBA FY11	256.96	.00	.00	.00	.00	256.96
019	9113	ACS-HACH CHEMISTRY GRANT	96.34	.00	.00	.00	.00	96.34
019	9180	PPG INNOVATIVE CLASSROOM	15.31	.00	.00	.00	.00	15.31
019	9181	FIRST ENERGY GRANT	.16	.00	.00	.00	.00	.16
019	9213	VIDEO CLUB GRANT - MHS	2.82	.00	.00	.00	.00	2.82
019	9313	JENNINGS - NORTHROP - MIL	13.86	.00	.00	.00	.00	13.86
019	9413	3M AND OTHER GRANT	152.03	.00	.00	.00	.00	152.03
019	9513	NEA STUDENT ACHIEVEMENT G	191.88	.00	.00	.00	.00	191.88
019	9715	FUEL UP - BLAKE	23.82	.00	.00	.00	.00	23.82
019	9920	MARTHA HOLDEN JENNINGS SU	.00	.00	1,000.00	.00	.00	1,000.00
020	9001	TRANSPORTATION ENTERPRISE	76,186.08	.00	13,591.95	.00	4,549.24	85,228.79
022	9000	Unclaimed funds	36,045.95	18,744.26	20,512.21	11,500.00	13,267.95	43,290.21
022	9093	DIVERSION PROGRAM FED MON	1,000.00	.00	.00	.00	.00	1,000.00
022	9094	DIVERSION PROGRAM - FED.	1,000.00	.00	.00	.00	.00	1,000.00
022	9300	OH HIGH SCHOOL ATH ASSOC	1,874.53	9,842.00	37,756.65	.00	33,070.02	6,561.16
024	9001	MEDICAL AND DRUG/SELF INS	7,125,787.05	755,480.29	8,231,578.09	478,546.80	8,381,532.31	6,975,832.83
024	9002	DENTAL SELF INSURANCE FUN	354,382.97	56,968.31	625,966.24	22,439.34	484,631.15	495,718.06
024	9094	FLEX PRO	63,543.51	23,646.56	206,079.20	13,115.15	201,393.76	68,228.95
027	0000	WORKMANS COMP.-SELF INS	80,731.98	19,808.81	383,627.15	3,497.63	174,635.77	289,723.36
071	9013	LOCAL SALES TAX PERMANENT	3,195,842.70	.00	3,414,510.96	28,406.93	2,486,875.28	4,123,478.38
200	9110	GARFIELD STUDENT COUNCIL/	654.60	1.11	21.11	18.94	54.41	621.30
200	9121	ELLA CANAVAN STUDENT COUN	1,198.30	2.38	253.67	18.44	125.85	1,326.12
200	9134	FENN STUDENT BUSINESS	9.02	.02	.31	.00	.00	9.33
200	9140	STUDENT COUNCIL - HERITAG	157.02	.29	5.23	.00	.00	162.25
200	9184	NORTHROP ELEMENTARY STUDE	50.25	.09	1.67	.00	.00	51.92
200	9185	K-KIDS KIWANIS ACTIVITY C	8,353.95	18.41	2,113.63	.00	197.50	10,270.08
200	9202	CLAGGETT MIDDLE SCH. STUD	749.45	.96	2,651.12	.00	2,864.31	536.26
200	9204	CLAGGETT MIDDLE SCHOOL CH	504.60	.93	16.77	.00	.00	521.37
200	9205	CLAGGETT MIDDLE SCH. BUIL	2,573.95	6.16	890.35	.00	29.55	3,434.75
200	9209	CLAGGETT MIDDLE SCHOOL DR	22,959.08	47.57	9,175.27	.00	5,594.64	26,539.71
200	9252	CHEERLEADERS - ROOT M.S.	43.08	.08	1.43	.00	.00	44.51
200	9253	BUILDERS' CLUB - ROOT M.S	4,570.11	8.29	176.50	.00	121.65	4,624.96
200	9254	HONORS ACADEMY - ROOT	4,561.18	7.11	654.36	.00	1,247.57	3,967.97
200	9256	DRAMA CLUB - ROOT M.S.	5,808.27	12.96	2,783.51	.00	1,358.06	7,233.72
200	9258	STUDENT COUNCIL - ROOT M.	3,352.15	8.10	2,258.94	.00	1,089.99	4,521.10
200	9301	YOUNG AMERICANS FOR FREED	51.20	.09	1.71	.00	.00	52.91
200	9302	ART CLUB	192.04	1.09	416.01	.00	.00	608.05
200	9303	CULTURAL EXPLORATION	189.25	.35	6.30	.00	.00	195.55
200	9304	CAREER ASSOCIATION	.37	.00	.00	.00	.00	.37
200	9305	CHEMCLUB	1,512.02	2.80	50.25	.00	.00	1,562.27
200	9307	CHOIR	43,795.64	48.28	9,988.44	3,250.00	26,844.58	26,939.50
200	9309	IMPROV CLUB	287.15	1.03	287.27	.00	.00	574.42
200	9310	DELTA EPSILON PHI - NAT'L	.45	.00	.00	.00	.00	.45

Date: 6/04/20

F I N A N C I A L S U M M A R Y R E P O R T
Processing Month: May 2020
MEDINA CITY SCHOOL DISTRICT

Page: 4
(FINSUM)

Fnd	Scc	Description	Beginning Balance	MTD Revenues	FYTD Revenues	MTD Expenditures	FYTD Expenditures	Current Available Balance
200	9312	DRAMA CLUB	32,744.35	62.59	8,007.11	837.50-	5,830.23	34,921.23
200	9314	MEDINA OUTDOORS CLUB	151.61	.31	192.98	.00	173.80	170.79
200	9315	FELLOWSHIP OF CHRISTIAN A	1.65	.60	333.71	.00	.00	335.36
200	9318	GIRLS LEADERSHIP CLUB	6,206.33	12.56	1,404.30	.00	604.96	7,005.67
200	9321	KEY CLUB	48,211.56	110.00	15,491.16	.00	2,329.28	61,373.44
200	9323	MEDINAMITE	1,554.12	3.05	744.05	279.00	599.17	1,699.00
200	9324	MEDINIAN	39,857.54	95.91	20,150.92	.00	6,494.63	53,513.83
200	9325	MHS BAND	18,625.42	23.04	14,032.68	.00	19,804.36	12,853.74
200	9326	NATIONAL HONOR SOCIETY	11,398.02	18.43	369.18	.00	1,482.43	10,284.77
200	9327	ORCHESTRA	28,825.40	54.74	2,412.64	360.91	694.01	30,544.03
200	9330	SCIENCE OLYMPIAD CLUB	2,038.78	903.97	2,410.46	.00	2,234.95	2,214.29
200	9331	SKI CLUB	3.09	.01	.10	.00	.00	3.19
200	9332	SPANISH CLUB	11,811.28	22.26	6,624.47	1,500.00	6,015.64	12,420.11
200	9333	STUDENT COUNCIL	28,707.92	70.80	25,845.14	597.70	26,206.24	28,346.82
200	9335	LATIN CLUB	1,966.00	15.35	6,574.66	.00	24.50-	8,565.16
200	9337	AMERICAN SIGN LANGUAGE CL	235.50	.54	64.07	.00	.00	299.57
200	9339	SPEECH/DEBATE CLUB	19,883.43	35.79	18,268.52	.00	18,183.22	19,968.73
200	9340	STUDENT'S H.O.P.E.	1,865.34	2.44	636.54	.00	1,138.60	1,363.28
200	9346	PENGUIN BOWL/NOSB	211.89	.21	257.05	.00	350.00	118.94
200	9350	TECHNOLOGY CLUB	632.83	.99	1,800.68	130.07	1,878.58	554.93
200	9352	VIDEO CLUB - SR HI	7,672.76	11.12	1,886.50	.00	3,353.27	6,205.99
200	9353	CHINESE CLUB	961.43	1.78	31.97	.00	.00	993.40
200	9355	GENDER AND SEXUALITY ALLI	1,095.96	2.61	576.71	.00	219.14	1,453.53
200	9380	V O F T	17,711.12	31.80	3,640.19	.00	3,610.00	17,741.31
200	9419	CLASS OF 2019	3,253.33	.00	72.46	.00	1,005.78	2,320.01
200	9420	CLASS OF 2020	11,497.68	19.92	2,755.81	103.76	3,140.25	11,113.24
200	9421	CLASS OF 2021	3,421.61	20.63	18,854.71	.00	10,763.49	11,512.83
200	9422	CLASS OF 2022	1,674.16	6.59	3,805.39	.00	1,800.00	3,679.55
200	9423	CLASS OF 2023	.00	1.28	3,515.71	.00	1,800.00	1,715.71
200	9999	GENERIC STUDENT ACTIV. FD	.01	.00	.00	.00	.00	.01
300	0000	ATHLETIC FUND	170,034.16	1,504.00	257,100.70	4,277.73	272,667.56	154,467.30
300	9110	GARFIELD FIELD TRIPS	366.34	.00	4,875.00	.00	1,088.96-	6,330.30
300	9120	CANAVAN FIELD TRIP	915.00	.00	4,708.00	59.83	6,229.55	606.55-
300	9121	WORLD WATCHER'S CLUB	7,362.04	.00	.00	.00	.00	7,362.04
300	9130	FENN FIELD TRIPS	237.09	.00	5,788.00	.00	6,269.37	244.28-
300	9140	HERITAGE FIELD TRIPS	479.21	.00	4,314.50	.00	4,705.00	88.71
300	9160	BLAKE FIELD TRIPS	785.58	.00	750.00	100.00-	1,047.00	488.58
300	9170	WAITE FIELD TRIPS	.00	.00	9,218.87	.00	8,531.20	687.67
300	9180	NORTHROP FIELD TRIPS	1,500.00	.00	9,081.58	50.00-	9,213.73	1,367.85
300	9201	CLAGGETT MIDDLE SCH. BAND	26,251.65	.00	12,817.00	568.16	9,976.22	29,092.43
300	9202	CLAGGETT MIDDLE SCH. ORCH	258.00	.00	.00	.00	.00	258.00
300	9203	CLAGGETT MIDDLE SCHOOL LI	370.00	.00	.00	.00	.00	370.00
300	9204	CLAGGETT M.S. CHOIR FUND	634.10	.00	.00	.00	.00	634.10
300	9208	CLAGGETT - 6TH GRADE TRIP	20,913.82	50.00	84,976.80	283.73	104,071.73	1,818.89
300	9250	ROOT M.S. BAND FUND	17,149.72	.00	12,888.00	131.88	17,472.41	12,565.31
300	9251	ROOT M.S. ORCHESTRA FUND	1,246.65	.00	.00	.00	.00	1,246.65

Date: 6/04/20

F I N A N C I A L S U M M A R Y R E P O R T
Processing Month: May 2020
MEDINA CITY SCHOOL DISTRICT

Page: 5
(FINSUM)

Fnd	Sc	Description	Beginning Balance	MTD Revenues	FYTD Revenues	MTD Expenditures	FYTD Expenditures	Current Available Balance
300	9252	ROOT M.S. CHOIR FUND	3,270.15	.00	.00	.00	.00	3,270.15
300	9253	ROOT M.S. BEEHIVE	1,060.80	.00	728.15	.00	253.55	1,535.40
300	9258	ROOT - DISTRICT SUPERVISE	119,680.13	9,415.95-	4,291.55	.00	123,722.60	249.08
300	9301	BOWLING CLUB	.00	.00	3,750.00	.00	.00	3,750.00
300	9302	MENS VOLLEYBALL	7,993.06	.00	.00	.00	573.00-	8,566.06
300	9303	HUDDLE/SHUDDLE	2,185.20	.00	1,650.00	.00	673.69	3,161.51
300	9304	LINK CREW	3,212.64	.00	868.00	.00	1,351.19	2,729.45
300	9313	MUSICAL	6,979.31	.00	12,850.00	.00	5,898.58	13,930.73
300	9325	MHS BAND TRIP	7,171.20	.00	.00	.00	.00	7,171.20
300	9334	BEEHIVE CAFE	20,072.08	.00	10,694.89	203.70-	10,483.88	20,283.09
300	9390	GLOBAL TRIPS	.00	182.00-	3,530.00	.00	.00	3,530.00
300	9410	SPARKLE CHEERLEADING	2,577.99	.00	900.00	.00	1,464.70	2,013.29
401	9010	AUXILIARY FUNDS/ST FRANCI	.00	232.91	377,916.37	25,418.03	247,964.13	129,952.24
401	9017	AUXILIARY FUNDS/ST FRANCI	37.41	.00	.00	.00	.00	37.41
401	9019	AUXILIARY FUNDS/ST FRANCI	78,595.95	.00	187.16	.00	78,783.11	.00
401	9020	AUX FUNDS NURTURY	.00	24.69	14,987.38	.00	1,209.00	13,778.38
401	9027	AUX FUNDS NURTURY	72.90	.00	.00	.00	.00	72.90
401	9030	AUX FUNDS MCA	.00	90.66	190,912.90	3,768.16	140,329.65	50,583.25
401	9039	AUX FUNDS MCA	18,511.09	.00	24.66	.00	18,535.75	.00
401	9049	AUX FUNDS KIDS COUNTRY	10,268.70	.00	28.80	.00	10,297.50	.00
401	9066	SM WONDERS	1,644.12	.00	.00	.00	.00	1,644.12
432	9097	MANAGE. INFO. SYS. FUND	.80	.00	.00	.00	.00	.80
450	9008	SCHOOLNET PLUS FY2008: GR	1.00	.00	.00	.00	.00	1.00
451	9010	CONNECTIVITY	.00	9,900.00	19,800.00	.00	.00	19,800.00
451	9013	CONNECTIVITY 2013	800.00	.00	.00	.00	.00	800.00
451	9018	CONNECTIVITY FY18	564.00	.00	.00	.00	.00	564.00
451	9019	CONNECTIVITY	19,800.00	9,900.00-	.00	.00	19,680.00	120.00
452	9008	SCHOOLNET PROFESSIONAL DE	66.15	.00	.00	.00	.00	66.15
467	9020	FOUNDATION - STUDENT WELL	.00	.00	385,110.86	15,761.66	169,090.12	216,020.74
499	9012	INTERN PSYCH FY12	45.81	.00	.00	.00	.00	45.81
499	9013	INTERN PSYCH FY13	39.97	.00	.00	.00	.00	39.97
499	9019	SCHOOL SAFETY	37,148.75	.00	29,679.80	.00	37,148.75	29,679.80
499	9024	LOCAL GOVERNMENT INNOVATI	7,750.00	.00	.00	.00	.00	7,750.00
499	9039	INTERN PSYCHOLOGIST GRANT	2.20	.00	.00	.00	.00	2.20
499	9112	E-TECH BLENDED LEARNING G	321.71	.00	.00	.00	.00	321.71
506	9014	RESIDENT EDUCATOR GRANT	950.00	.00	.00	.00	.00	950.00
516	9015	TITLE VI-B	2,690.82	.00	.00	.00	.00	2,690.82
516	9016	TITLE VI-B	229.90	.00	.00	.00	.00	229.90
516	9019	TITLE VI-B	6,410.04	.00	272,672.29	.00	279,082.33	.00
516	9020	TITLE VI-B	.00	.00	810,006.43	120,869.97	1,149,049.48	339,043.05-
551	9120	TITLE III LEP	.00	.00	.00	2,940.00	2,940.00	2,940.00-
572	9019	TITLE I	302.23	.00	111,350.41	.00	111,652.64	.00
572	9020	TITLE I	.00	.00	289,447.03	45,157.78	426,991.17	137,544.14-
572	9116	TITLE I-D	2.83	.00	.00	.00	.00	2.83
572	9119	TITLE I-D	9,526.19	.00	25,402.15	.00	34,928.34	.00
572	9120	TITLE I-D	.00	.00	14,889.44	1,361.31	19,067.57	4,178.13-

Date: 6/04/20

F I N A N C I A L S U M M A R Y R E P O R T
Processing Month: May 2020
MEDINA CITY SCHOOL DISTRICT

Page: 6
(FINSUM)

Fnd	Sc	Description	Beginning Balance	MTD Revenues	FYTD Revenues	MTD Expenditures	FYTD Expenditures	Current Available Balance
587	9019	PRESCHOOL	131.48	.00	5,249.61	.00	5,381.09	.00
587	9020	PRESCHOOL	.00	.00	25,957.82	4,202.55	37,878.61	11,920.79-
587	9120	6B RESTORATION - PRESCHOO	.00	.00	.00	349.77	1,331.02	1,331.02-
590	9019	TITLE II-A	41,141.13	.00	35,071.94	.00	76,213.07	.00
590	9020	TITLE II-A	.00	.00	55,691.08	3,890.98	71,307.48	15,616.40-
599	9019	TITLE IV-A STUDENT SUPPOR	15,509.72	.00	10,277.28	.00	25,787.00	.00
599	9020	TITLE IV-A STUDENT SUPPOR	.00	.00	13,041.42	592.60	14,673.19	1,631.77-
Grand Total All Funds			76,258,648.68	5,239,173.07	103522,302.74	8,122,227.07	101063,124.66	78717,826.76
Total Invested Funds			.00					

Date: 6/04/2020

C H E C K R E G I S T E R
Processing Month: May 2020
MEDINA CITY SCHOOL DISTRICT

Page: 1
(CHKREG)

Check#	Check Date	Org Sta	Vendor Paid	Check Amount	Status Date
009080	05/07/2020	M/M	MEMO-CAPITAL ONE	515.98	
009081	05/08/2020	M/M	OHIO DEPT OF ED - MEMO CK	118,598.83	
009082	05/08/2020	M/M	MEMO --S T R S	82,338.07	
009083	05/08/2020	M/M	MEMO --S E R S	4,204.24	
009084	05/08/2020	M/M	MEMO -MEDINA CITY SCHOOLS	329,754.44	
009085	05/08/2020	M/M	MEMO - HUNTINGTON NAT'L BANK	29,383.19	
009086	05/08/2020	M/M	MEMO - BUREAU WORK COMP	9,887.94	
009087	05/12/2020	M/M	MEMO MET LIFE INSURANCE	3,570.00	
009088	05/04/2020	M/M	MEMO - MEDICAL MUTUAL	76,401.05	
009089	05/04/2020	M/M	MEMO - MEDICAL MUTUAL	79,063.49	
009090	05/11/2020	M/M	MEMO - MEDICAL MUTUAL	106,533.37	
009091	05/19/2020	M/M	MEMO - MEDICAL MUTUAL	122,115.62	
009092	05/08/2020	M/M	MEMO MET LIFE INSURANCE	4,916.71	
009093	05/22/2020	M/M	MEMO --S T R S	82,846.20	
009094	05/22/2020	M/M	MEMO --S E R S	4,204.24	
009095	05/22/2020	M/M	MEMO -MEDINA CITY SCHOOLS	329,749.88	
009096	05/22/2020	M/M	MEMO - HUNTINGTON NAT'L BANK	29,501.07	
009097	05/22/2020	M/M	MEMO - BUREAU WORK COMP	9,920.87	
009098	05/22/2020	M/M	OHIO DEPT OF ED - MEMO CK	117,607.87	
009099	05/31/2020	M/M	STRS	489,614.00	
009100	05/31/2020	M/M	SERS - MEMO	126,408.00	
009101	05/29/2020	M/M	SYSCO CLEVELAND INC	707.50	
009102	05/08/2020	M/M	MEMO MET LIFE INSURANCE	10,519.60	
009103	05/22/2020	M/M	MEMO MET LIFE INSURANCE	8,349.74	
009104	05/28/2020	M/M	MEMO - BUREAU WORK COMP	3,981.36	
009105	05/28/2020	M/M	MEMO - BANK OF NEW YORK	523,493.25	
009106	05/29/2020	M/M	MEMO - BANK OF NEW YORK	84,400.00	
009107	05/27/2020	M/M	MEMO - BANK OF NEW YORK	444,007.06	
009108	05/26/2020	M/M	MEMO - MEDICAL MUTUAL	90,666.77	
009109	05/29/2020	M/M	MEMO - P & A ADMINISTRATIVE	12,656.45	
633024	05/08/2020	W/R	ACADEMIC THERAPY PUBLICATIONS/	132.00	05/22/2020
633025	05/08/2020	W/R	ACHIEVEMENT ADVANTAGE	2,400.00	05/14/2020
633026	05/08/2020	W/R	ACT, INC	550.00	05/19/2020
633027	05/08/2020	W/W	ALBRIGHT SECURITY CENTER, INC.	7.50	
633028	05/08/2020	W/R	ALEXANDRA MUSSELMAN	100.05	05/11/2020
633029	05/08/2020	W/R	ALLIED 100 LLC	240.00	05/15/2020
633030	05/08/2020	W/R	AMAZON.COM	1,874.26	05/11/2020
633031	05/08/2020	W/R	ASCA	189.00	05/19/2020
633032	05/08/2020	W/R	ARC	3.96	05/14/2020
633033	05/08/2020	W/R	ARMSTRONG	588.14	05/14/2020
633034	05/08/2020	W/R	ARMSTRONG CABLE	59.95	05/14/2020
633035	05/08/2020	W/R	AUSTIN ARGABRIGHT	120.75	05/11/2020
633036	05/08/2020	W/R	DAIRYMENS	240.00	05/14/2020
633037	05/08/2020	W/R	BULK BOOKSTORE	1,007.13	05/19/2020
633038	05/08/2020	W/R	CATHARINE M FAFRAK	200.00	05/27/2020
633039	05/08/2020	W/R	CCG AUTOMATION, INC	1,500.00	05/21/2020
633040	05/08/2020	W/R	CENTRAL OHIO BEHAVIORAL	2,200.00	05/22/2020
633041	05/08/2020	W/R	CHARLOTTE KOLKE	103.76	05/11/2020
633042	05/08/2020	W/R	CHRONICLE TELEGRAM	351.06	05/15/2020
633043	05/08/2020	W/R	CINTAS CORPORATION	176.39	05/14/2020
633044	05/08/2020	W/R	CITY OF MEDINA	8,288.40	05/14/2020
633045	05/08/2020	W/R	CLEVELAND PLUMBING	3,334.02	05/14/2020

Date: 6/04/2020

C H E C K R E G I S T E R
Processing Month: May 2020
MEDINA CITY SCHOOL DISTRICT

Page: 2
(CHKREG)

Check#	Check Date	Org Sta	Vendor Paid	Check Amount	Status Date
633046	05/08/2020	W/R	COACH EVALUATOR, LP	125.00	05/18/2020
633047	05/08/2020	W/V	CROWN TROPHY OF MEDINA	1,064.85	05/26/2020
633048	05/08/2020	W/R	DAMON INDUSTRIES INC	6,586.06	05/14/2020
633049	05/08/2020	W/R	DANIEL SMITH	16.45	05/11/2020
633050	05/08/2020	W/R	DEBBIE QUAIDER	20.72	05/19/2020
633051	05/08/2020	W/R	DYSLEXIA COACH OF NJ LLC	1,300.00	05/15/2020
633052	05/08/2020	W/R	ESC OF MEDINA COUNTY	66,262.24	05/15/2020
633053	05/08/2020	W/R	FARMERS EXCHANGE CO INC	27.73	05/14/2020
633054	05/08/2020	W/R	GRAINGER SUPPLY CO	215.84	05/15/2020
633055	05/08/2020	W/R	HD SUPPLY FACILITIES	90.78	05/15/2020
633056	05/08/2020	W/R	KIEFER EQUIPMENT CO	175.35	05/18/2020
633057	05/08/2020	W/R	KIMBERLY ANN MARKWORTH	175.00	05/15/2020
633058	05/08/2020	W/R	LODI LUMBER CO	213.60	05/14/2020
633059	05/08/2020	W/R	LORI S KELLY	3,385.50	05/11/2020
633060	05/08/2020	W/R	MACK'S, INC.	82.88	05/15/2020
633061	05/08/2020	W/R	MARS ELECTRIC CO.	129.49	05/14/2020
633062	05/08/2020	W/R	MCMASTER-CARR	167.65	05/14/2020
633063	05/08/2020	W/R	MEDINA CITY SCHOOLS	66,420.00	05/13/2020
633064	05/08/2020	W/R	MEDINA COUNTY SANITARY	1,660.91	05/14/2020
633065	05/08/2020	W/R	MEDINA CREATIVE ACCESSIBILITY	6,294.14	05/11/2020
633066	05/08/2020	W/R	MEDINA GLASS COMPANY	674.36	05/20/2020
633067	05/08/2020	W/R	MORGAN AMEND	2,353.00	05/15/2020
633068	05/08/2020	W/R	MT BUSINESS TECHNOLOGIES, INC.	221.02	05/15/2020
633069	05/08/2020	W/R	MUSIC THERAPY ENRICHMENT	1,004.00	05/21/2020
633070	05/08/2020	W/R	NAEIR	179.50	05/15/2020
633071	05/08/2020	W/R	THE M CONLEY COMPANY	285.75	05/18/2020
633072	05/08/2020	W/R	NICHOLS PAPER & SUPPLY CO.	1,723.22	05/15/2020
633073	05/08/2020	W/R	NORTH GATEWAY TIRE CO INC	54.47	05/14/2020
633074	05/08/2020	W/R	O.P. AQUATICS	955.00	05/14/2020
633075	05/08/2020	W/W	OAEP	50.00	
633076	05/08/2020	W/R	OHIO EDISON COMPANY	45,764.41	05/14/2020
633077	05/08/2020	W/R	ORLO AUTO PARTS INC	19.29	05/14/2020
633078	05/08/2020	W/R	OSPA-OHIO SCHOOL PSYCHOLOGISTS	170.00	05/18/2020
633079	05/08/2020	W/R	P & A ADMINISTRATIVE SERVICES	48.00	05/15/2020
633080	05/08/2020	W/R	PRAXAIR	27.95	05/18/2020
633081	05/08/2020	W/R	PROJECT LEAD THE WAY INC	2,400.00	05/14/2020
633082	05/08/2020	W/W	REACHING NEW HEIGHTS LLC	225.00	
633083	05/08/2020	W/R	REBECCA MARPLE	126.41	05/19/2020
633084	05/08/2020	W/R	REINHARDT SUPPLY COMPANY	2,211.35	05/18/2020
633085	05/08/2020	W/R	RENAISSANCE LEARNING INC	34,112.16	05/15/2020
633086	05/08/2020	W/R	RIVERSIDE INSIGHTS	86.02	05/18/2020
633087	05/08/2020	W/R	ROBERT TRAVIS	281.42	05/11/2020
633088	05/08/2020	W/R	SHELLEY MACK	623.40	05/11/2020
633089	05/08/2020	W/R	SHERWIN WILLIAMS COMPANY	1,105.95	05/18/2020
633090	05/08/2020	W/R	SQUIRE PATTON BOGGS (US) LLP	79.00	05/15/2020
633091	05/08/2020	W/R	STACY M FARRENHOLZ	328.50	05/11/2020
633092	05/08/2020	W/R	SUBURBAN SCHOOL	88,432.00	05/28/2020
633093	05/08/2020	W/R	SUSAN DUALE	29.00	05/11/2020
633094	05/08/2020	W/R	TAMMY LYNES	151.61	05/13/2020
633095	05/08/2020	W/R	TECHNOLOGY ENGINEERING	9,002.50	05/11/2020
633096	05/08/2020	W/R	THYSSENKRUPP ELEVATOR CORP	616.93	05/15/2020
633097	05/08/2020	W/R	TIMOTHY J MCGOLDRICK	300.00	05/18/2020

Date: 6/04/2020

C H E C K R E G I S T E R
Processing Month: May 2020
MEDINA CITY SCHOOL DISTRICT

Page: 3
(CHKREG)

Check#	Check Date	Org Sta	Vendor Paid	Check Amount	Status Date
633098	05/08/2020	W/R	TODD HODKEY	1,654.00	05/11/2020
633099	05/08/2020	W/R	AUDITOR OF STATE'S OFFICE	5,586.20	05/14/2020
633100	05/08/2020	W/R	TREE MAINTENANCE SERVICE INC	1,675.00	05/19/2020
633101	05/08/2020	W/R	VINSON GROUP, LLC	1,666.66	05/18/2020
633102	05/08/2020	W/W	W.B. MASON CO., INC.	346.28	
633103	05/08/2020	W/R	WELLINGTON IMPLEMENT CO., INC.	36.09	05/20/2020
633104	05/08/2020	W/R	WEST MUSIC COMPANY INC	37.23	05/18/2020
633105	05/08/2020	W/R	WOLFF BROS. SUPPLY, INC.	2,385.09	05/14/2020
633106	05/08/2020	B/R	MARY BRANDT	182.00	05/11/2020
633107	05/08/2020	B/R	BIGLEY MUSIC WORKSHOP LLC	120.00	05/20/2020
633108	05/08/2020	B/R	NATHAN HULVEY	240.00	05/14/2020
633109	05/08/2020	B/R	MELINDA HILL	330.00	05/15/2020
633110	05/08/2020	B/R	JULIE WODRICH	330.00	05/14/2020
633111	05/08/2020	B/R	LISA OTT	330.00	05/20/2020
633112	05/08/2020	B/R	KAREN FUREY	330.00	05/21/2020
633113	05/08/2020	B/R	LISA BECK	125.00	05/15/2020
633114	05/19/2020	B/R	CYNTHIA McCLINTOCK	100.00	05/20/2020
633115	05/19/2020	B/B	DANCEXCEL	100.00	
633116	05/19/2020	B/R	ROUTE 42 DANCE ACADEMY	100.00	05/29/2020
633117	05/19/2020	B/R	JULIE WODRICH	49.55	05/26/2020
633118	05/19/2020	B/R	MARGARET MOELLER	37.00	05/27/2020
633119	05/19/2020	B/R	KIM PFAHL	17.70	05/28/2020
633120	05/19/2020	B/R	JACKIE SWEENEY	38.25	05/27/2020
633121	05/19/2020	B/R	ANNA MILBURN	50.80	05/27/2020
633122	05/19/2020	B/R	LESLIE LANGAGER	29.60	05/29/2020
633123	05/19/2020	B/R	GREGORY FEDOR	26.15	05/26/2020
633124	05/19/2020	B/R	KELLY BOTTONI	29.80	05/26/2020
633125	05/19/2020	B/R	ROBERTA BURNETT	49.75	05/26/2020
633126	05/19/2020	B/R	HAROLD DRAVENSTOTT	82.00	05/26/2020
633127	05/19/2020	B/R	SHANNON HENDERSON-AHLBORN	95.20	05/26/2020
633128	05/19/2020	B/B	DON ANGUS	47.60	
633129	05/19/2020	B/R	KRISTOPHER AUPPERLE	47.60	05/27/2020
633130	05/19/2020	B/R	SHANNON AYERS	7.60	05/26/2020
633131	05/19/2020	B/R	JULIE BARSTOW	7.60	05/26/2020
633132	05/19/2020	B/R	NICOLE BEECH	47.60	05/28/2020
633133	05/19/2020	B/B	DIANE BEGOVICH	7.60	
633134	05/19/2020	B/B	COLLEEN BENSON	47.60	
633135	05/19/2020	B/R	DEBBIE BLASCAK	47.60	05/26/2020
633136	05/19/2020	B/R	STEFANIE BLOOM	47.60	05/26/2020
633137	05/19/2020	B/B	KELLY BOEBEL	47.60	
633138	05/19/2020	B/R	PATRICIA BOWER	87.60	05/26/2020
633139	05/19/2020	B/B	MEME BUBNICK	7.60	
633140	05/19/2020	B/R	ELIZABETH BURGIN	7.60	05/28/2020
633141	05/19/2020	B/B	WENDY CHASAR	15.20	
633142	05/19/2020	B/R	RENEE CHENEVEY	47.60	05/26/2020
633143	05/19/2020	B/R	DEBBIE CLEIGHTON	47.60	05/26/2020
633144	05/19/2020	B/B	KRISTINA CLEMETSON	47.60	
633145	05/19/2020	B/B	JENNIFER CONRAD	47.60	
633146	05/19/2020	B/R	ELSIE MUNIZ	47.60	05/26/2020
633147	05/19/2020	B/R	CHRISTOPHER COUNCIL	47.60	05/26/2020
633148	05/19/2020	B/B	AMY CROOKS	7.60	
633149	05/19/2020	B/B	MELANIE CROXFORD	47.60	

Date: 6/04/2020

C H E C K R E G I S T E R
Processing Month: May 2020
MEDINA CITY SCHOOL DISTRICT

Page: 4
(CHKREG)

Check#	Check Date	Org Sta	Vendor Paid	Check Amount	Status Date
633150	05/19/2020	B/R	MELISSA GILL	47.60	05/27/2020
633151	05/19/2020	B/B	TRACY DAVIDSON	47.60	
633152	05/19/2020	B/B	CHRISTINE DEPASQUALE	47.60	
633153	05/19/2020	B/B	SANDRA DOMBROWSKI	7.60	
633154	05/19/2020	B/R	TAMMY PEEBLES	47.60	05/26/2020
633155	05/19/2020	B/B	LYNN DUNLAP	7.60	
633156	05/19/2020	B/R	CHRISTI DUNMIRE	47.60	05/26/2020
633157	05/19/2020	B/R	ELIZABETH DURASTANI	47.60	05/26/2020
633158	05/19/2020	B/R	TRACY ECKERT	7.60	05/26/2020
633159	05/19/2020	B/R	LIESL EMERIKIAN	7.60	05/26/2020
633160	05/19/2020	B/B	MICHELLE POLACK	47.60	
633161	05/19/2020	B/R	LYNN FOSTER	87.60	05/28/2020
633162	05/19/2020	B/B	CHRISTY GABLER	7.60	
633163	05/19/2020	B/R	KRISTI GACEK	7.60	05/20/2020
633164	05/19/2020	B/R	SHAWNA GETZ	47.60	05/26/2020
633165	05/19/2020	B/R	LAURA GONTARZ	47.60	05/28/2020
633166	05/19/2020	B/B	DESPINA GRILLIS	47.60	
633167	05/19/2020	B/R	AMY DONALDSON-HAYES	47.60	05/26/2020
633168	05/19/2020	B/B	KRYSTAL HENDERSON	47.60	
633169	05/19/2020	B/R	JANINA HIGGINS	7.60	05/20/2020
633170	05/19/2020	B/B	SHELLY HINKLE	47.60	
633171	05/19/2020	B/R	DEVIN HINTON	47.60	05/26/2020
633172	05/19/2020	B/B	MOLLY HIPPI	47.60	
633173	05/19/2020	B/B	AMY OR KURT HOES	7.60	
633174	05/19/2020	B/B	HEATHER HOFMANN	7.60	
633175	05/19/2020	B/R	SUSAN HOOPER	47.60	05/28/2020
633176	05/19/2020	B/R	JENNIFER JAYCOX	47.60	05/26/2020
633177	05/19/2020	B/R	KRISTYNE / STEVE KACZMAREK	47.60	05/28/2020
633178	05/19/2020	B/B	JENNIFER WAGNER	7.60	
633179	05/19/2020	B/B	AMANDA MYERS	47.60	
633180	05/19/2020	B/R	NICOLE KENNELLY	47.60	05/28/2020
633181	05/19/2020	B/B	HEATHER KERMES	7.60	
633182	05/19/2020	B/B	LYNN KING	7.60	
633183	05/19/2020	B/R	SUMMER KISH	47.60	05/26/2020
633184	05/19/2020	B/R	CARRIE KNAPP	47.60	05/28/2020
633185	05/19/2020	B/B	KRISTIE KERR	7.60	
633186	05/19/2020	B/R	CAROLE M KOLE	47.60	05/20/2020
633187	05/19/2020	B/B	JENNIFER KORNBLUM	47.65	
633188	05/19/2020	B/B	MIRANDA KOTY	7.60	
633189	05/19/2020	B/B	LISA KOZLOWSKI	7.60	
633190	05/19/2020	B/B	JENNIFER KRAFT	47.60	
633191	05/19/2020	B/B	DANIEL KUFNER	47.60	
633192	05/19/2020	B/R	PATRICK KURKA	7.60	05/26/2020
633193	05/19/2020	B/B	SANDRA KURT	47.60	
633194	05/19/2020	B/R	LAURIE LANDES	7.60	05/26/2020
633195	05/19/2020	B/R	SHIRLEY LARIBEE	47.60	05/29/2020
633196	05/19/2020	B/B	CARL LICCARDI	7.60	
633197	05/19/2020	B/R	JIE LIU	47.60	05/26/2020
633198	05/19/2020	B/B	VICTORIA MACRON	7.60	
633199	05/19/2020	B/R	THERESA MARZLOFF	47.60	05/27/2020
633200	05/19/2020	B/B	JENNIFER MCKELVEY	47.60	
633201	05/19/2020	B/B	MISTY MILLER	7.60	

Date: 6/04/2020

C H E C K R E G I S T E R
Processing Month: May 2020
MEDINA CITY SCHOOL DISTRICT

Page: 5
(CHKREG)

Check#	Check Date	Org Sta	Vendor Paid	Check Amount	Status Date
633202	05/19/2020	B/R	STEPHANIE MILLER	47.60	05/26/2020
633203	05/19/2020	B/R	BRIAN MOG	7.60	05/29/2020
633204	05/19/2020	B/B	JAMIE PATTERSON	7.60	
633205	05/19/2020	B/B	LISA MUSAT	47.60	
633206	05/19/2020	B/R	MELISSA NEMEC	7.60	05/27/2020
633207	05/19/2020	B/R	JULIE NEVI	47.60	05/26/2020
633208	05/19/2020	B/R	TRACEY NEWELL	47.60	05/28/2020
633209	05/19/2020	B/B	MELINDA NEWMAN	47.60	
633210	05/19/2020	B/R	TONY NICOL	47.60	05/26/2020
633211	05/19/2020	B/R	HEIDI NOSSE	7.60	05/29/2020
633212	05/19/2020	B/B	SAMANTHA NOVAK	7.60	
633213	05/19/2020	B/R	CHRISTINA O'REILLY	47.60	05/26/2020
633214	05/19/2020	B/R	HOLLY OSTENDORF	47.60	05/26/2020
633215	05/19/2020	B/B	JACQUE GROTH	7.60	
633216	05/19/2020	B/R	REBECCA PARKHURST	47.60	05/27/2020
633217	05/19/2020	B/R	JENNIFER PIEHLER	47.60	05/26/2020
633218	05/19/2020	B/B	JAYMI POINDEXTER	47.60	
633219	05/19/2020	B/R	MICHAEL POTTER	47.60	05/26/2020
633220	05/19/2020	B/B	DANA RAKLOVITS	47.60	
633221	05/19/2020	B/R	EMILY REESE	47.60	05/27/2020
633222	05/19/2020	B/B	HEATHER ROHDE	7.60	
633223	05/19/2020	B/R	DAVID ROHLEN	7.60	05/26/2020
633224	05/19/2020	B/R	LORRAINE ROMANO	47.60	05/27/2020
633225	05/19/2020	B/B	MICHELLE ROMANO	47.60	
633226	05/19/2020	B/R	KEVIN SCHRAMM	7.60	05/26/2020
633227	05/19/2020	B/B	ALLISON SEBAUGH	7.60	
633228	05/19/2020	B/B	SARA OR MATTHEW SEBRING	87.60	
633229	05/19/2020	B/B	SHERRI WALKER	47.60	
633230	05/19/2020	B/R	ELIZABETH SIELSKI	7.60	05/26/2020
633231	05/19/2020	B/B	AMANDA SINGER	7.60	
633232	05/19/2020	B/B	ANNETTE SMITH	47.60	
633233	05/19/2020	B/R	THOMAS SOWERS	47.60	05/28/2020
633234	05/19/2020	B/B	LAURA STODDARD	47.60	
633235	05/19/2020	B/B	ANN MARIE STUART	47.60	
633236	05/19/2020	B/R	KRISTEN SULLIVAN	47.60	05/27/2020
633237	05/19/2020	B/B	JUDIT TAKACS	7.60	
633238	05/19/2020	B/B	ANNA MARIA PAL	47.60	
633239	05/19/2020	B/R	VALERIE TERRELL	47.60	05/27/2020
633240	05/19/2020	B/R	DANIELLE TISLER	95.20	05/29/2020
633241	05/19/2020	B/B	JULIE TOLLIS	47.60	
633242	05/19/2020	B/R	TIA KIRKBY	47.60	05/27/2020
633243	05/19/2020	B/B	JENNIFER WAGNER	7.60	
633244	05/19/2020	B/B	LAURA HILL	47.60	
633245	05/19/2020	B/R	RAE CLARKE	47.60	05/26/2020
633246	05/19/2020	B/B	JENNIFER WHITTIER	7.60	
633247	05/19/2020	B/B	HOPE WILSON	7.60	
633248	05/19/2020	B/B	CARRIE YANNAYON	47.60	
633249	05/19/2020	W/R	A SIGN ABOVE INC	430.00	05/27/2020
633250	05/19/2020	W/R	ABC THERAPY, LTD	18,464.00	05/20/2020
633251	05/19/2020	W/W	ADLER TEAM SPORTS	1,510.80	
633252	05/19/2020	W/R	AIR RITE INC	409.20	05/26/2020
633253	05/19/2020	W/R	AIRGAS USA, LLC	23.03	05/26/2020

Date: 6/04/2020

C H E C K R E G I S T E R
Processing Month: May 2020
MEDINA CITY SCHOOL DISTRICT

Page: 6
(CHKREG)

Check#	Check Date	Org Sta	Vendor Paid	Check Amount	Status Date
633254	05/19/2020	W/R	AIS COMMERCIAL PARTS & SERVICE	780.25	05/26/2020
633255	05/19/2020	W/W	AKRON CHILDRENS HOSPITAL	27,221.06	
633256	05/19/2020	W/R	AMAZON.COM	292.11	05/20/2020
633257	05/19/2020	W/R	ANGELA NUCKOLS	577.50	05/20/2020
633258	05/19/2020	W/W	ANNA FLETCHER	500.00	
633259	05/19/2020	W/R	APPLE EDUCATION	2,940.00	05/26/2020
633260	05/19/2020	W/R	APPLIED MSS	1,064.88	05/26/2020
633261	05/19/2020	W/R	ARMSTRONG CABLE	59.95	05/26/2020
633262	05/19/2020	W/R	AURORA VANA	500.00	05/26/2020
633263	05/19/2020	W/R	BELINDA MEIER	60.79	05/21/2020
633264	05/19/2020	W/R	DAIRYMENS	120.00	05/26/2020
633265	05/19/2020	W/R	BSN SPORTS LLC	3,266.98	05/26/2020
633266	05/19/2020	W/R	CAPP USA, INC.	554.00	05/28/2020
633267	05/19/2020	W/R	CARDINAL BUS SALES & SERV INC	809.98	05/26/2020
633268	05/19/2020	W/R	CHRISTINA RUEGER	1,500.00	05/20/2020
633269	05/19/2020	W/R	CINTAS CORPORATION	570.64	05/26/2020
633270	05/19/2020	W/R	CITY OF MEDINA	14,341.64	05/26/2020
633271	05/19/2020	W/W	CRICK SOFTWARE, INC.	1,500.00	
633272	05/19/2020	W/W	CROTON CRAFT LLC	76.50	
633273	05/19/2020	W/R	CROWN TROPHY OF MEDINA	960.04	05/29/2020
633274	05/19/2020	W/R	CUMMINS INTERSTATE POWER INC	3,108.60	05/26/2020
633275	05/19/2020	W/R	DAVID RAINS	1.49	05/20/2020
633276	05/19/2020	W/R	DEBORAH MUNIAK	29.91	05/20/2020
633277	05/19/2020	W/R	DISCOUNT SCHOOL SUPPLY	556.63	05/27/2020
633278	05/19/2020	W/W	EDUCATION ALTERNATIVES	8,904.00	
633279	05/19/2020	W/R	EDUCATIONAL SERVICE CENTER	35,664.00	05/26/2020
633280	05/19/2020	W/R	ELIZABETH BONDI	27.26	05/20/2020
633281	05/19/2020	W/R	EMILY PETTWAY	165.51	05/21/2020
633282	05/19/2020	W/R	ENNIS BRITTON CO LPA	648.00	05/20/2020
633283	05/19/2020	W/R	EQUIPARTS	114.27	05/26/2020
633284	05/19/2020	W/R	ESC OF MEDINA COUNTY	8,612.50	05/26/2020
633285	05/19/2020	W/R	ETIENNE MASSICOTTE	131.88	05/29/2020
633286	05/19/2020	W/R	FAMOUS SUPPLY COMPANY	761.97	05/26/2020
633287	05/19/2020	W/W	FBN SYSTEMS, INC.	645.00	
633288	05/19/2020	W/R	FRONTIER NORTH INC	741.82	05/26/2020
633289	05/19/2020	W/W	GARFIELD PTO	8.10	
633290	05/19/2020	W/R	GRAINGER SUPPLY CO	94.57	05/26/2020
633291	05/19/2020	W/W	GROVE CITY AREA SCHOOL DISTRIC	3,400.00	
633292	05/19/2020	W/R	HEALTHCARE BILLING SERVICES	2,199.49	05/26/2020
633293	05/19/2020	W/R	HOBART SALES&SERV,HMR/INNOTECH	28.26	05/26/2020
633294	05/19/2020	W/W	ICANDI GRAPHICS	571.20	
633295	05/19/2020	W/R	JOSTENS INC	8.51	05/26/2020
633296	05/19/2020	W/W	KARLEY HOAK	500.00	
633297	05/19/2020	W/R	KIEFER EQUIPMENT CO	192.47	05/28/2020
633298	05/19/2020	W/R	LAKESHORE LEARNING MATERIALS	1,132.16	05/27/2020
633299	05/19/2020	W/R	LANGUAGE LEARNING ASSOCIATES	46,393.50	05/20/2020
633300	05/19/2020	W/W	LICKING AREA COMPUTER ASSOC.	28,609.77	
633301	05/19/2020	W/V	LODI LUMBER CO	165.37	05/29/2020
633302	05/19/2020	W/R	LORI S KELLY	3,812.50	05/20/2020
633303	05/19/2020	W/R	MARION D LEONARD	450.00	05/20/2020
633304	05/19/2020	W/R	MCMASTER-CARR	293.46	05/26/2020
633305	05/19/2020	W/W	MEDINA ATHLETIC BOOSTER CLUB	40.00	

Date: 6/04/2020

C H E C K R E G I S T E R
Processing Month: May 2020
MEDINA CITY SCHOOL DISTRICT

Page: 7
(CHKREG)

Check#	Check Date	Org Sta	Vendor Paid	Check Amount	Status Date
633306	05/19/2020	W/W	MEDINA COUNTY PORT AUTHORITY	853.00	
633307	05/19/2020	W/W	MEDINA GLASS COMPANY	1,185.83	
633308	05/19/2020	W/R	NAEIR	245.00	05/26/2020
633309	05/19/2020	W/R	NICHOLS PAPER & SUPPLY CO.	1,569.41	05/26/2020
633310	05/19/2020	W/R	OHIO DEPT OF JOB &	1,289.54	05/27/2020
633311	05/19/2020	W/W	OHIO HISTORY CONNECTION	350.00	
633312	05/19/2020	W/R	P & A ADMINISTRATIVE SERVICES	410.70	05/29/2020
633313	05/19/2020	W/R	PETERS KALAIL & MARKAKIS CO	519.00	05/20/2020
633314	05/19/2020	W/R	PRAXAIR	26.95	05/26/2020
633315	05/19/2020	W/R	PSI AFFILIATES, INC.	16,939.26	05/20/2020
633316	05/19/2020	W/R	PURE WATER TECHNOLOGY LLC	59.95	05/28/2020
633317	05/19/2020	W/R	RAPID RIBBONS	279.70	05/27/2020
633318	05/19/2020	W/R	REDTREE INVESTMENT GROUP	1,593.21	05/20/2020
633319	05/19/2020	W/R	REINHARDT SUPPLY COMPANY	977.90	05/26/2020
633320	05/19/2020	W/R	SCHOOL SPECIALTY, INC	108.55	05/26/2020
633321	05/19/2020	W/W	SCRUBBER CITY INC	308.55	
633322	05/19/2020	W/R	SENDERO THERAPIES, INC.	54,334.96	05/20/2020
633323	05/19/2020	W/W	SMITH BROTHERS INC.	300.00	
633324	05/19/2020	W/W	SPORTSWORLD	532.35	
633325	05/19/2020	W/R	STACY M FARRENHOLZ	657.00	05/20/2020
633326	05/19/2020	W/R	STORY EQUIPMENT SALES, INC.	13,152.80	05/26/2020
633327	05/19/2020	W/R	TEACHER INNOVATIONS INC	324.00	05/27/2020
633328	05/19/2020	W/R	THYSSENKRUPP ELEVATOR CORP	10,822.38	05/26/2020
633329	05/19/2020	W/R	TOM BONEZZI	1,750.00	05/26/2020
633330	05/19/2020	W/R	TRANSPORTATION ACCESSORIES	156.63	05/26/2020
633331	05/19/2020	W/R	TRECA DIGITAL ACADEMY	7,227.29	05/27/2020
633332	05/19/2020	W/R	VERIZON WIRELESS	160.89	05/29/2020
633333	05/19/2020	W/R	VIZMEG LANDSCAPE INC	16,481.80	05/26/2020
633334	05/19/2020	W/W	WELLINGTON IMPLEMENT CO., INC.	83.78	
633335	05/19/2020	W/R	WOLFF BROS. SUPPLY, INC.	1,012.69	05/26/2020
633336	05/21/2020	B/B	NEONET	1,050.90	
633337	05/21/2020	B/B	MEDINA CITY SCHOOLS FOUNDATION	100.00	
633338	05/21/2020	B/R	LISA ABERNATHY	477.00	05/26/2020
633339	05/21/2020	B/R	CARL ALLEGER	477.00	05/27/2020
633340	05/21/2020	B/B	DIANNE ANELLO	477.00	
633341	05/21/2020	B/R	CHRISTOPHER COUNCIL	477.00	05/26/2020
633342	05/21/2020	B/B	MELISSA FOX	477.00	
633343	05/21/2020	B/B	MAUREEN KLECAR	477.00	
633344	05/21/2020	B/B	JENNIFER KORNBUM	477.00	
633345	05/21/2020	B/R	RENEE KUCERA	477.00	05/29/2020
633346	05/21/2020	B/R	HILLARY LAMARCA	477.00	05/26/2020
633347	05/21/2020	B/R	DEBORAH MASON	477.00	05/27/2020
633348	05/21/2020	B/R	LAURA MURPHY	79.50	05/26/2020
633349	05/21/2020	B/R	ROBERTA SCHNEIDER	477.00	05/27/2020
633350	05/21/2020	B/R	KRISTEN SULLIVAN	77.00	05/27/2020
633351	05/21/2020	B/B	JENNIFER VILIMONOVIC	238.50	
633352	05/21/2020	B/R	BECKY WEAVER	477.00	05/26/2020
633353	05/21/2020	B/R	JENNIFER ANDERESON	330.00	05/26/2020
633354	05/21/2020	B/R	SHIRLEY LARIBEE	125.00	05/29/2020
633355	05/21/2020	B/R	NICOLE SMITH	125.00	05/28/2020
633356	05/21/2020	B/R	CASSANDRA WEAVER	125.00	05/28/2020
633357	05/21/2020	B/B	MICHELLE MELDRUM	330.00	

Date: 6/04/2020

C H E C K R E G I S T E R
Processing Month: May 2020
MEDINA CITY SCHOOL DISTRICT

Page: 8
(CHKREG)

Check#	Check Date	Org Sta	Vendor Paid	Check Amount	Status Date
633358	05/21/2020	B/R	KRISTINA HOLTHOUSE	125.00	05/26/2020
633359	05/21/2020	B/R	LENNY & SARAH SCHORK	125.00	05/26/2020
633360	05/21/2020	B/B	JONATHAN STEWARD	330.00	
633361	05/21/2020	B/B	PAMELA HUGHMANIC	330.00	
633362	05/21/2020	B/R	BRIAN TONDRA	125.00	05/26/2020
633363	05/21/2020	B/B	BEN DYER	125.00	
633364	05/21/2020	B/R	PETER & KRISTEN SOHAR	125.00	05/29/2020
633365	05/21/2020	B/R	ANN LEONARDI	125.00	05/26/2020
633366	05/21/2020	B/R	MAUREEN CORP	125.00	05/26/2020
633367	05/21/2020	B/R	AMY BREWER	125.00	05/26/2020
633368	05/21/2020	B/R	CARRIE HERMAN	125.00	05/28/2020
633369	05/21/2020	B/B	SUSAN SMIGEL	330.00	
633370	05/21/2020	B/B	JUDIT TAKACS	125.00	
633371	05/21/2020	B/R	LORETTA CZARNOMSKI	210.00	05/29/2020
633372	05/21/2020	B/R	JENNIFER SVEC	330.00	05/26/2020
633373	05/29/2020	W/W	ACA TRACK	3,766.50	
633374	05/29/2020	W/W	AG-PRO OHIO, LLC	100.49	
633375	05/29/2020	W/W	ALAYNA WARRINGTON	71.23	
633376	05/29/2020	W/W	AMAZON.COM	3,318.69	
633377	05/29/2020	W/W	ANGELA NUCKOLS	210.00	
633378	05/29/2020	W/W	BATTELLE EDUCATION	2,000.00	
633379	05/29/2020	W/W	BELLEFAIRE JEWISH CHILDREN'S	20,231.89	
633380	05/29/2020	W/W	BETH NICKLEY	99.00	
633381	05/29/2020	W/W	BLACKHAWK INDUSTRIAL	514.40	
633382	05/29/2020	W/W	DAIRYMENS	1,440.00	
633383	05/29/2020	W/W	CHAD WILSON	31.51	
633384	05/29/2020	W/W	CINTAS CORPORATION	907.97	
633385	05/29/2020	W/W	COLUMBIA GAS OF OHIO, INC	313.55	
633386	05/29/2020	W/W	CROWN TROPHY OF MEDINA	1,691.90	
633387	05/29/2020	W/W	CYNTHIA M SHEVEL	735.00	
633388	05/29/2020	W/W	DAWN CIPRO	241.20	
633389	05/29/2020	W/W	DEBRA HICKS	62.87	
633390	05/29/2020	W/W	ENTERPRISE FLEET MGMT INC.	11,826.28	
633391	05/29/2020	W/W	ENVIROCHEMICAL INC	4,419.75	
633392	05/29/2020	W/W	ENVIRONMENTAL DESIGN GROUP LLC	94.89	
633393	05/29/2020	W/W	FARMERS EXCHANGE CO INC	38.97	
633394	05/29/2020	W/W	FASTENAL COMPANY	240.94	
633395	05/29/2020	W/W	FRANKLIN COVEY	152.56	
633396	05/29/2020	W/W	HD SUPPLY FACILITIES	829.90	
633397	05/29/2020	W/W	HILLYARD INC	253.75	
633398	05/29/2020	W/W	HOBART SALES&SERV,HMR/INNOTECH	200.78	
633399	05/29/2020	W/W	INSECT LORE PRODUCTS	123.15	
633400	05/29/2020	W/W	J & J GLASS	855.00	
633401	05/29/2020	W/W	JOSHEN PAPER & PACKAGING	238.07	
633402	05/29/2020	W/W	JULIE WILLIAMS	2,406.26	
633403	05/29/2020	W/W	JW PEPPER & SON, INC.	6.24	
633404	05/29/2020	W/W	KATIE ALLEN	79.00	
633405	05/29/2020	W/W	KELLY McLAREN-OLIN	30.65	
633406	05/29/2020	W/W	KIEFER EQUIPMENT CO	33.95	
633407	05/29/2020	W/W	LAKE SHORE LEARNING MATERIALS	155.24	
633408	05/29/2020	W/W	LEARNING A-Z	115.45	
633409	05/29/2020	W/W	LIFEACT	2,500.00	

Date: 6/04/2020

C H E C K R E G I S T E R
Processing Month: May 2020
MEDINA CITY SCHOOL DISTRICT

Page: 9
(CHKREG)

Check#	Check Date	Org Sta	Vendor Paid	Check Amount	Status Date
633410	05/29/2020	W/W	LODI LUMBER CO	77.67	
633411	05/29/2020	W/W	MACK'S, INC.	165.37	
633412	05/29/2020	W/W	MARS ELECTRIC CO.	107.66	
633413	05/29/2020	W/W	MCS FOOD SERVICE DEPT.	130.07	
633414	05/29/2020	W/W	MEDINA CITY SCHOOLS	1,378.54	
633415	05/29/2020	W/W	MEDINA CITY SCHOOLS	178.62	
633416	05/29/2020	W/W	MEDINA GLASS COMPANY	654.00	
633417	05/29/2020	W/W	MIAMI UNIVERSITY	165.00	
633418	05/29/2020	W/W	MICHELLE MARDOVIN	41.52	
633419	05/29/2020	W/W	NANCY MYERS	26.44	
633420	05/29/2020	W/W	NORTHEAST OHIO NETWORK FOR TEC	565.82	
633421	05/29/2020	W/W	OHIO ASSOC OF STUDENT COUNCILS	450.00	
633422	05/29/2020	W/W	OHIO EDISON COMPANY	481.53	
633423	05/29/2020	W/W	OLIVER SIGNS & GRAPHICS, LTD	420.00	
633424	05/29/2020	W/W	ORLO AUTO PARTS INC	134.84	
633425	05/29/2020	W/W	PEARSON ASSESSMENTS	88.75	
633426	05/29/2020	W/W	POINT SPRING & DRIVESHAFT CO	483.84	
633427	05/29/2020	W/W	PRAXAIR	27.45	
633428	05/29/2020	W/W	RAFCOMM, INC.	225.80	
633429	05/29/2020	W/W	RIVER RAISIN PHOTOGRAPHY	150.00	
633430	05/29/2020	W/W	RJ VERNAK REFRIGERATION	193.00	
633431	05/29/2020	W/W	SANDI DEBNAR	29.44	
633432	05/29/2020	W/W	SCHOOL SPECIALTY, INC	1,023.03	
633433	05/29/2020	W/W	SCOTT MOATS CONSTRUCTION SERV	2,000.00	
633434	05/29/2020	W/W	SCOTT SCRIVEN LLP	6,985.00	
633435	05/29/2020	W/W	SHARON TERRION	16.24	
633436	05/29/2020	W/W	STACY M FARRENHOLZ	328.50	
633437	05/29/2020	W/W	STEARNS VIOLINS, INC.	1,715.16	
633438	05/29/2020	W/W	STEVEN BRIAN HARRIS	11,500.00	
633439	05/29/2020	W/W	SUMMIT COUNTY ESC	17,400.00	
633440	05/29/2020	W/W	TERI LEWIS	68.90	
633441	05/29/2020	W/W	THE BANK OF NEW YORK MELLON	1,250.00	
633442	05/29/2020	W/W	TRANSPORTATION ACCESSORIES	263.02	
633443	05/29/2020	W/W	WEST MUSIC COMPANY INC	725.20	
633444	05/29/2020	W/W	WILSON LANGUAGE TRAINING CORP	322.92	
633445	05/29/2020	W/W	WOLFF BROS. SUPPLY, INC.	464.92	
942499	05/08/2020	C/C	MEMO -MEDINA CITY SCHOOLS	1,971,262.24	
942500	05/22/2020	C/C	MEMO -MEDINA CITY SCHOOLS	1,977,845.98	
Total Checks Issued				\$ 8,159,059.84	

Date: 06/04/20
Time: 3:18 pm

MEDINA CITY SCHOOL DISTRICT
Appropriation Account Summary
SORTED BY FUND-SCC

Page: 1
(APPSUM)

FYTD Appropriated	Prior FY Carryover Encumbrances	FYTD Expendable	FYTD Actual Expenditures	MTD Actual Expenditures	Current Encumbrances	FYTD Unencumbered Balance	FYTD Percent Exp/Enc
*****TOTAL FOR FUND-SCC 001 0000 (GENERAL FUND):							
78,752,180.34	1,423,382.45	80,175,562.79	70,287,562.81	5,611,579.52	2,127,855.51	7,760,144.47	90.32
=====							
*****TOTAL FOR FUND-SCC 002 9000 (BOND RETIREMENT - NEW ELEM/SR HIGH):							
4,258,286.50	0.00	4,258,286.50	4,241,575.19	607,893.25	0.00	16,711.31	99.61
=====							
*****TOTAL FOR FUND-SCC 002 9012 (LOCAL SALES TAX RETIREMENT OF COPS):							
1,740,087.50	0.00	1,740,087.50	1,736,007.55	445,257.06	0.00	4,079.95	99.77
=====							
*****TOTAL FOR FUND-SCC 002 9014 (CONSOLIDATION - ENERGY & TRANSP NOTES):							
341,350.00	0.00	341,350.00	341,349.98	0.00	0.00	0.02	100.00
=====							
*****TOTAL FOR FUND-SCC 003 0000 (PERMANENT IMPROVEMENT FUND):							
125,994.61	0.00	125,994.61	0.00	0.00	0.00	125,994.61	0.00
=====							
*****TOTAL FOR FUND-SCC 003 9000 (PERMANENT IMPROVEMENT FUND):							
8,601.14	0.00	8,601.14	0.00	0.00	0.00	8,601.14	0.00
=====							
*****TOTAL FOR FUND-SCC 003 9001 (MEDINA CITY REC CENTER-PERMANENT IMPROV.):							
665,140.00	32,934.10	698,074.10	287,107.70	6,139.00	5,736.25	405,230.15	41.95
=====							
*****TOTAL FOR FUND-SCC 006 0000 (LUNCHROOM FUND):							
2,644,131.00	1,816.27	2,645,947.27	2,018,689.03	99,579.41	60,225.21	567,033.03	78.57
=====							
*****TOTAL FOR FUND-SCC 007 9004 (COLLINS SCHOLARSHIP/POST-GRADUATE):							
20,000.00	0.00	20,000.00	0.00	0.00	18,000.00	2,000.00	90.00
=====							
*****TOTAL FOR FUND-SCC 007 9111 (CHARLES STANGEL SCHOLARSHIP FUND):							
1,000.00	0.00	1,000.00	0.00	0.00	1,000.00	0.00	100.00
=====							

Date: 06/04/20
Time: 3:18 pm

MEDINA CITY SCHOOL DISTRICT
Appropriation Account Summary
SORTED BY FUND-SCC

Page: 2
(APPSUM)

FYTD Appropriated	Prior FY Carryover Encumbrances	FYTD Expendable	FYTD Actual Expenditures	MTD Actual Expenditures	Current Encumbrances	FYTD Unencumbered Balance	FYTD Percent Exp/Enc
*****TOTAL FOR FUND-SCC 007 9333 (RIOS STUDENT LEADER SCHOLAR.):							
5,000.00	0.00	5,000.00	0.00	0.00	4,898.06	101.94	97.96
=====							
*****TOTAL FOR FUND-SCC 008 9002 (KANEHL MUSIC TRUST):							
250.00	0.00	250.00	0.00	0.00	250.00	0.00	100.00
=====							
*****TOTAL FOR FUND-SCC 008 9003 (RICHARD HOFFMAN COLLINS MEMORIAL SCHOLARSHIP):							
40,000.00	0.00	40,000.00	0.00	0.00	40,000.00	0.00	100.00
=====							
*****TOTAL FOR FUND-SCC 008 9112 (ELAINE BUSHMAN FUND):							
500.00	0.00	500.00	0.00	0.00	500.00	0.00	100.00
=====							
*****TOTAL FOR FUND-SCC 009 9000 (STAR):							
30,475.00	0.00	30,475.00	30,475.00	30,475.00	0.00	0.00	100.00
=====							
*****TOTAL FOR FUND-SCC 009 9110 (UNIFORM SUPPLIES GARFIELD):							
7,218.00	0.00	7,218.00	4,963.42	0.00	0.00	2,254.58	68.76
=====							
*****TOTAL FOR FUND-SCC 009 9120 (UNIFORM SUPPLIES - CANAVAN):							
11,384.00	1,775.98	13,159.98	8,310.38	8.00	0.00	4,849.60	63.15
=====							
*****TOTAL FOR FUND-SCC 009 9130 (UNIFORM SUPPLIES - FENN):							
15,814.08	157.30	15,971.38	14,959.80	0.00	0.00	1,011.58	93.67
=====							
*****TOTAL FOR FUND-SCC 009 9140 (UNIFORM SUPPLIES - HERITAGE):							
10,542.00	0.00	10,542.00	7,240.54	0.00	0.00	3,301.46	68.68
=====							
*****TOTAL FOR FUND-SCC 009 9160 (UNIFORM SUPPLIES - BLAKE):							
14,282.00	123.85	14,405.85	11,542.25	157.05	0.00	2,863.60	80.12
=====							

Date: 06/04/20
Time: 3:18 pm

MEDINA CITY SCHOOL DISTRICT
Appropriation Account Summary
SORTED BY FUND-SCC

Page: 3
(APPSUM)

FYTD Appropriated	Prior FY Carryover Encumbrances	FYTD Expendable	FYTD Actual Expenditures	MTD Actual Expenditures	Current Encumbrances	FYTD Unencumbered Balance	FYTD Percent Exp/Enc
*****TOTAL FOR FUND-SCC 009 9170 (UNIFORM SUPPLIES - RALPH WAITE ELEMENTARY):							
14,814.00	0.00	14,814.00	10,991.02	88.42	88.42	3,734.56	74.79
=====							
*****TOTAL FOR FUND-SCC 009 9180 (UNIFORM SUPPLIES - ELIZA NORTHROP ELEMENTARY):							
13,576.00	0.00	13,576.00	11,159.13	16.24	0.00	2,416.87	82.20
=====							
*****TOTAL FOR FUND-SCC 009 9200 (UNIFORM SUPPLIES - CLAGGETT MIDDLE SCHOOL):							
33,651.50	0.00	33,651.50	29,660.67	824.50	0.00	3,990.83	88.14
=====							
*****TOTAL FOR FUND-SCC 009 9210 (UNIFORM SUPPLIES - A.I. ROOT MIDDLE SCHOOL):							
27,453.50	133.90	27,587.40	24,848.47	155.12	258.37	2,480.56	91.01
=====							
*****TOTAL FOR FUND-SCC 009 9300 (UNIFORM SUPPLIES - SENIOR HIGH SCHOOL):							
198,900.00	1,273.75	200,173.75	87,759.83	1,783.58	83,591.35	28,822.57	85.60
=====							
*****TOTAL FOR FUND-SCC 014 9016 (MEDINA CNTY JUV DET CNTR):							
342,574.39	0.00	342,574.39	323,690.80	23,371.14	0.00	18,883.59	94.49
=====							
*****TOTAL FOR FUND-SCC 014 9111 (CFIT FY11):							
5,550.01	0.00	5,550.01	5,550.01	0.00	0.00	0.00	100.00
=====							
*****TOTAL FOR FUND-SCC 014 9116 (EVOLVE):							
1,041,483.00	3,034.69	1,044,517.69	928,982.86	78,221.15	28,223.90	87,310.93	91.64
=====							
*****TOTAL FOR FUND-SCC 016 0000 (EMERGENCY LEVY):							
5,364,066.23	32,071.27	5,396,137.50	4,912,446.59	425,215.35	438,535.45	45,155.46	99.16
=====							
*****TOTAL FOR FUND-SCC 018 9000 (PUBLIC SCHOOL SUPPORT - SUPERINTENDENT):							
16.70	0.00	16.70	0.00	0.00	0.00	16.70	0.00
=====							

Date: 06/04/20
Time: 3:18 pm

MEDINA CITY SCHOOL DISTRICT
Appropriation Account Summary
SORTED BY FUND-SCC

Page: 4
(APPSUM)

FYTD Appropriated	Prior FY Carryover Encumbrances	FYTD Expendable	FYTD Actual Expenditures	MTD Actual Expenditures	Current Encumbrances	FYTD Unencumbered Balance	FYTD Percent Exp/Enc
*****TOTAL FOR FUND-SCC 018 9110 (PRINCIPAL'S FUND - GARFIELD):							
15,600.00	290.92	15,890.92	5,041.67	305.11-	425.00	10,424.25	34.40
=====							
*****TOTAL FOR FUND-SCC 018 9113 (GARFIELD MEDIA CENTER):							
3,500.00	0.00	3,500.00	1,092.17	0.00	0.00	2,407.83	31.20
=====							
*****TOTAL FOR FUND-SCC 018 9120 (PRINCIPAL - CANAVAN):							
16,820.00	1,138.38	17,958.38	4,354.65	0.00	5,222.50	8,381.23	53.33
=====							
*****TOTAL FOR FUND-SCC 018 9123 (BOOK FAIR - CANAVAN):							
8,000.00	433.42	8,433.42	5,210.83	0.00	51.40	3,171.19	62.40
=====							
*****TOTAL FOR FUND-SCC 018 9130 (PRINCIPAL - FENN):							
29,450.00	0.00	29,450.00	12,388.99	785.94	0.00	17,061.01	42.07
=====							
*****TOTAL FOR FUND-SCC 018 9132 (FENN SCHOOL STORE):							
1,000.00	0.00	1,000.00	0.00	0.00	0.00	1,000.00	0.00
=====							
*****TOTAL FOR FUND-SCC 018 9133 (BOOK FAIR - FENN):							
250.00	0.00	250.00	0.00	0.00	0.00	250.00	0.00
=====							
*****TOTAL FOR FUND-SCC 018 9135 (MEDINA SKI TEAM - DISTRICTWIDE):							
10,500.00	0.00	10,500.00	10,176.67	0.00	0.00	323.33	96.92
=====							
*****TOTAL FOR FUND-SCC 018 9140 (PRINCIPAL'S FUND - HERITAGE):							
20,850.00	649.49	21,499.49	6,026.78	356.41	1,554.96	13,917.75	35.26
=====							
*****TOTAL FOR FUND-SCC 018 9143 (HERITAGE MEDIA CENTER):							
6,000.00	0.00	6,000.00	5,997.06	0.00	0.00	2.94	99.95
=====							

Date: 06/04/20
Time: 3:18 pm

MEDINA CITY SCHOOL DISTRICT
Appropriation Account Summary
SORTED BY FUND-SCC

Page: 5
(APPSUM)

FYTD Appropriated	Prior FY Carryover Encumbrances	FYTD Expendable	FYTD Actual Expenditures	MTD Actual Expenditures	Current Encumbrances	FYTD Unencumbered Balance	FYTD Percent Exp/Enc
*****TOTAL FOR FUND-SCC 018 9160 (PRINCIPAL'S FUND - H G BLAKE):							
23,250.00	112.29	23,362.29	11,039.43	0.00	4,915.99	7,406.87	68.30
=====							
*****TOTAL FOR FUND-SCC 018 9161 (PBIS - BLAKE):							
7,300.00	0.00	7,300.00	1,666.06	0.00	0.00	5,633.94	22.82
=====							
*****TOTAL FOR FUND-SCC 018 9163 (BLAKE MEDIA CENTER):							
10,000.00	0.00	10,000.00	5,106.05	0.00	0.00	4,893.95	51.06
=====							
*****TOTAL FOR FUND-SCC 018 9170 (PRINCIPALS FUND - RALPH WAITE ELEMENTARY):							
31,063.65	40.98	31,104.63	8,152.77	151.61-	952.45	21,999.41	29.27
=====							
*****TOTAL FOR FUND-SCC 018 9171 (WAITE SCHOOL STORE):							
50.00	0.00	50.00	0.00	0.00	0.00	50.00	0.00
=====							
*****TOTAL FOR FUND-SCC 018 9173 (MEDIA CENTER RALPH WAITE ELEMENTARY):							
10,000.00	0.00	10,000.00	5,090.79	0.00	0.00	4,909.21	50.91
=====							
*****TOTAL FOR FUND-SCC 018 9180 (PRINCIPALS FUND ELIZA NORTHROP ELEMENTARY):							
24,375.00	3,478.49	27,853.49	8,176.41	0.00	96.52	19,580.56	29.70
=====							
*****TOTAL FOR FUND-SCC 018 9183 (MEDIA CENTER ELIZA NORTHROP ELEMENTARY):							
5,200.00	0.00	5,200.00	4,778.84	0.00	0.00	421.16	91.90
=====							
*****TOTAL FOR FUND-SCC 018 9200 (PRINCIPAL'S FUND - CLAGGETT M.S.):							
32,000.00	867.34	32,867.34	22,551.64	272.63	0.00	10,315.70	68.61
=====							
*****TOTAL FOR FUND-SCC 018 9203 (CLAGGETT M.S. MEDIA CENTER):							
3,200.00	0.00	3,200.00	3,026.42	10.18	39.82	133.76	95.82
=====							

Date: 06/04/20
Time: 3:18 pm

MEDINA CITY SCHOOL DISTRICT
Appropriation Account Summary
SORTED BY FUND-SCC

Page: 6
(APPSUM)

FYTD Appropriated	Prior FY Carryover Encumbrances	FYTD Expendable	FYTD Actual Expenditures	MTD Actual Expenditures	Current Encumbrances	FYTD Unencumbered Balance	FYTD Percent Exp/Enc
*****TOTAL FOR FUND-SCC 018 9210 (PRINCIPAL'S FUND - ROOT M.S.):							
30,400.00	4,101.58	34,501.58	10,223.94	419.22-	4,655.57	19,622.07	43.13
=====							
*****TOTAL FOR FUND-SCC 018 9211 (ROOT M.S. MEDIA CENTER):							
5,100.00	0.00	5,100.00	2,757.13	50.00-	198.95	2,143.92	57.96
=====							
*****TOTAL FOR FUND-SCC 018 9300 (PRINCIPAL'S FUND - SENIOR HIGH):							
45,140.00	511.00	45,651.00	21,613.91	673.97-	18,378.40	5,658.69	87.60
=====							
*****TOTAL FOR FUND-SCC 018 9303 (PERFORMING ARTS):							
44,650.00	8,570.45	53,220.45	25,760.93	800.00-	11,030.20	16,429.32	69.13
=====							
*****TOTAL FOR FUND-SCC 018 9304 (BUZZ):							
14,400.00	1,778.65	16,178.65	8,431.55	46.30	5,816.14	1,930.96	88.06
=====							
*****TOTAL FOR FUND-SCC 018 9306 (FEED THE BEES):							
3,985.00	17.52	4,002.52	950.90	184.12	2,331.31	720.31	82.00
=====							
*****TOTAL FOR FUND-SCC 018 9900 (INSERVICE - CENTRAL):							
3,702.01	0.00	3,702.01	0.00	0.00	0.00	3,702.01	0.00
=====							
*****TOTAL FOR FUND-SCC 018 9901 (PUBLIC SCHOOL SUPPORT - INSTRUCTION DEPT.):							
0.00	920.75	920.75	508.91	0.00	0.00	411.84	55.27
=====							
*****TOTAL FOR FUND-SCC 018 9902 (INSERVICE - SUPERINTENDENT):							
24,720.92	0.00	24,720.92	13,496.40	0.00	0.00	11,224.52	54.60
=====							
*****TOTAL FOR FUND-SCC 018 9903 (BOARD/STUDENT DEVELOPMENT):							
2,800.00	0.00	2,800.00	0.00	0.00	0.00	2,800.00	0.00
=====							

Date: 06/04/20
Time: 3:18 pm

MEDINA CITY SCHOOL DISTRICT
Appropriation Account Summary
SORTED BY FUND-SCC

Page: 7
(APPSUM)

FYTD Appropriated	Prior FY Carryover Encumbrances	FYTD Expendable	FYTD Actual Expenditures	MTD Actual Expenditures	Current Encumbrances	FYTD Unencumbered Balance	FYTD Percent Exp/Enc
*****TOTAL FOR FUND-SCC 018 9904 (WELLNESS FUND):							
502.00	0.00	502.00	0.00	0.00	0.00	502.00	0.00
=====							
*****TOTAL FOR FUND-SCC 018 9906 (COMMUNICATIONS - PUBLIC SCHOOL SUPPORT):							
3,000.00	0.00	3,000.00	1,460.37	0.00	0.00	1,539.63	48.68
=====							
*****TOTAL FOR FUND-SCC 018 9907 (STEAM - SUMMER ENRICHMENT):							
6,500.52	693.00	7,193.52	7,193.52	0.00	0.00	0.00	100.00
=====							
*****TOTAL FOR FUND-SCC 018 9914 (END OF YEAR):							
2,500.00	0.00	2,500.00	0.00	0.00	0.00	2,500.00	0.00
=====							
*****TOTAL FOR FUND-SCC 018 9915 (BIKE TO SCHOOL):							
2,500.00	0.00	2,500.00	0.00	0.00	0.00	2,500.00	0.00
=====							
*****TOTAL FOR FUND-SCC 018 9916 (SPIRIT NIGHT):							
3,500.00	0.00	3,500.00	2,194.50	0.00	0.00	1,305.50	62.70
=====							
*****TOTAL FOR FUND-SCC 018 9918 (FAMILY FIRST):							
1,500.00	0.00	1,500.00	0.00	0.00	0.00	1,500.00	0.00
=====							
*****TOTAL FOR FUND-SCC 018 9919 (STUDENT ART SHOW):							
500.00	0.00	500.00	512.46	0.00	0.00	12.46	102.49
=====							
*****TOTAL FOR FUND-SCC 018 9920 (TRSP FUND):							
500.00	0.00	500.00	255.76	0.00	0.00	244.24	51.15
=====							
*****TOTAL FOR FUND-SCC 018 9930 (Resource Connection):							
1,500.00	0.00	1,500.00	0.00	0.00	0.00	1,500.00	0.00
=====							

Date: 06/04/20
Time: 3:18 pm

MEDINA CITY SCHOOL DISTRICT
Appropriation Account Summary
SORTED BY FUND-SCC

Page: 8
(APPSUM)

FYTD Appropriated	Prior FY Carryover Encumbrances	FYTD Expendable	FYTD Actual Expenditures	MTD Actual Expenditures	Current Encumbrances	FYTD Unencumbered Balance	FYTD Percent Exp/Enc
*****TOTAL FOR FUND-SCC 019 9000 (ADAMH GRANT):							
6,504.00	0.00	6,504.00	5,152.00	0.00	193.00	1,159.00	82.18
=====							
*****TOTAL FOR FUND-SCC 019 9001 (ADAMH HOPE GRANT):							
17,000.00	0.00	17,000.00	17,000.00	0.00	0.00	0.00	100.00
=====							
*****TOTAL FOR FUND-SCC 019 9920 (MARTHA HOLDEN JENNINGS SUPPORTING STUGGLING):							
1,000.00	0.00	1,000.00	0.00	0.00	0.00	1,000.00	0.00
=====							
*****TOTAL FOR FUND-SCC 020 9001 (TRANSPORTATION ENTERPRISE):							
10,000.00	1,765.09	11,765.09	4,549.24	0.00	1,246.91	5,968.94	49.27
=====							
*****TOTAL FOR FUND-SCC 022 9000 (Unclaimed funds):							
10,000.00	3,692.30	13,692.30	13,267.95	11,500.00	3,232.05	2,807.70-	120.51
=====							
*****TOTAL FOR FUND-SCC 022 9300 (OH HIGH SCHOOL ATH ASSOC FUND):							
30,000.00	0.00	30,000.00	33,070.02	0.00	5,289.60	8,359.62-	127.87
=====							
*****TOTAL FOR FUND-SCC 024 9001 (MEDICAL AND DRUG/SELF INSURANCE FUNDS):							
8,231,000.00	171,203.21	8,402,203.21	8,381,532.31	478,546.80	2,283,297.55	2,262,626.65-	126.93
=====							
*****TOTAL FOR FUND-SCC 024 9002 (DENTAL SELF INSURANCE FUNDS):							
705,000.00	0.00	705,000.00	484,631.15	22,439.34	121,791.11	98,577.74	86.02
=====							
*****TOTAL FOR FUND-SCC 024 9094 (FLEX PRO):							
215,363.00	0.00	215,363.00	201,393.76	13,115.15	839.20	13,130.04	93.90
=====							
*****TOTAL FOR FUND-SCC 027 0000 (WORKMANS COMP.-SELF INS):							
251,000.00	14,991.16	265,991.16	174,635.77	3,497.63	45,143.44	46,211.95	82.63
=====							

Date: 06/04/20
Time: 3:18 pm

MEDINA CITY SCHOOL DISTRICT
Appropriation Account Summary
SORTED BY FUND-SCC

Page: 9
(APPSUM)

FYTD Appropriated	Prior FY Carryover Encumbrances	FYTD Expendable	FYTD Actual Expenditures	MTD Actual Expenditures	Current Encumbrances	FYTD Unencumbered Balance	FYTD Percent Exp/Enc
*****TOTAL FOR FUND-SCC 071 9013 (LOCAL SALES TAX PERMANENT IMPROVEMENTS):							
4,073,687.50	347,094.27	4,420,781.77	2,486,875.28	28,406.93	904,712.61	1,029,193.88	76.72
=====							
*****TOTAL FOR FUND-SCC 200 9110 (GARFIELD STUDENT COUNCIL/K-KIDS CLUB):							
699.64	0.00	699.64	54.41	18.94	0.00	645.23	7.78
=====							
*****TOTAL FOR FUND-SCC 200 9111 (GARFIELD CHESS CLUB):							
200.00	0.00	200.00	0.00	0.00	0.00	200.00	0.00
=====							
*****TOTAL FOR FUND-SCC 200 9121 (ELLA CANAVAN STUDENT COUNCIL):							
390.00	0.00	390.00	125.85	18.44	0.00	264.15	32.27
=====							
*****TOTAL FOR FUND-SCC 200 9185 (K-KIDS KIWANIS ACTIVITY CLUB-NORTHROP):							
2,500.00	0.00	2,500.00	197.50	0.00	0.00	2,302.50	7.90
=====							
*****TOTAL FOR FUND-SCC 200 9202 (CLAGGETT MIDDLE SCH. STUDENT COUNCIL):							
5,000.00	0.00	5,000.00	2,864.31	0.00	0.00	2,135.69	57.29
=====							
*****TOTAL FOR FUND-SCC 200 9205 (CLAGGETT MIDDLE SCH. BUILDERS CLUB):							
250.00	0.00	250.00	29.55	0.00	0.00	220.45	11.82
=====							
*****TOTAL FOR FUND-SCC 200 9209 (CLAGGETT MIDDLE SCHOOL DRAMA CLUB):							
5,500.00	0.00	5,500.00	5,594.64	0.00	0.00	94.64	101.72
=====							
*****TOTAL FOR FUND-SCC 200 9253 (BUILDERS' CLUB - ROOT M.S.):							
1,500.00	183.56	1,683.56	121.65	0.00	0.00	1,561.91	7.23
=====							
*****TOTAL FOR FUND-SCC 200 9254 (HONORS ACADEMY - ROOT):							
4,000.00	267.07	4,267.07	1,247.57	0.00	0.00	3,019.50	29.24
=====							

Date: 06/04/20
Time: 3:18 pm

MEDINA CITY SCHOOL DISTRICT
Appropriation Account Summary
SORTED BY FUND-SCC

Page: 10
(APPSUM)

FYTD Appropriated	Prior FY Carryover Encumbrances	FYTD Expendable	FYTD Actual Expenditures	MTD Actual Expenditures	Current Encumbrances	FYTD Unencumbered Balance	FYTD Percent Exp/Enc
*****TOTAL FOR FUND-SCC 200 9256 (DRAMA CLUB - ROOT M.S.):							
3,750.00	0.00	3,750.00	1,358.06	0.00	0.00	2,391.94	36.21
=====							
*****TOTAL FOR FUND-SCC 200 9258 (STUDENT COUNCIL - ROOT M.S.):							
2,250.00	4.52	2,254.52	1,089.99	0.00	918.59	245.94	89.09
=====							
*****TOTAL FOR FUND-SCC 200 9302 (ART CLUB):							
800.00	0.00	800.00	0.00	0.00	800.00	0.00	100.00
=====							
*****TOTAL FOR FUND-SCC 200 9303 (CULTURAL EXPLORATION):							
60.00	0.00	60.00	0.00	0.00	60.00	0.00	100.00
=====							
*****TOTAL FOR FUND-SCC 200 9305 (CHEMCLUB):							
1,516.26	0.00	1,516.26	0.00	0.00	0.00	1,516.26	0.00
=====							
*****TOTAL FOR FUND-SCC 200 9307 (CHOIR):							
52,000.00	0.00	52,000.00	26,844.58	3,250.00	23,838.01	1,317.41	97.47
=====							
*****TOTAL FOR FUND-SCC 200 9309 (IMPROV CLUB):							
4,300.00	0.00	4,300.00	0.00	0.00	2,300.00	2,000.00	53.49
=====							
*****TOTAL FOR FUND-SCC 200 9312 (DRAMA CLUB):							
20,500.00	0.00	20,500.00	5,830.23	837.50-	10,365.88	4,303.89	79.01
=====							
*****TOTAL FOR FUND-SCC 200 9314 (MEDINA OUTDOORS CLUB):							
450.00	0.00	450.00	173.80	0.00	0.00	276.20	38.62
=====							
*****TOTAL FOR FUND-SCC 200 9315 (FELLOWSHIP OF CHRISTIAN ATHLETES):							
325.00	0.00	325.00	0.00	0.00	325.00	0.00	100.00
=====							

Date: 06/04/20
Time: 3:18 pm

MEDINA CITY SCHOOL DISTRICT
Appropriation Account Summary
SORTED BY FUND-SCC

Page: 11
(APPSUM)

FYTD Appropriated	Prior FY Carryover Encumbrances	FYTD Expendable	FYTD Actual Expenditures	MTD Actual Expenditures	Current Encumbrances	FYTD Unencumbered Balance	FYTD Percent Exp/Enc
*****TOTAL FOR FUND-SCC 200 9318 (GIRLS LEADERSHIP CLUB):							
2,000.00	0.00	2,000.00	604.96	0.00	1,395.04	0.00	100.00
=====							
*****TOTAL FOR FUND-SCC 200 9321 (KEY CLUB):							
10,000.00	0.00	10,000.00	2,329.28	0.00	7,670.72	0.00	100.00
=====							
*****TOTAL FOR FUND-SCC 200 9323 (MEDINAMITE):							
2,000.00	0.00	2,000.00	599.17	279.00	1,679.83	279.00	113.95
=====							
*****TOTAL FOR FUND-SCC 200 9324 (MEDINIAN):							
11,000.00	0.00	11,000.00	6,494.63	0.00	4,500.00	5.37	99.95
=====							
*****TOTAL FOR FUND-SCC 200 9325 (MHS BAND):							
26,000.00	16,169.43	42,169.43	19,804.36	0.00	7,076.46	15,288.61	63.74
=====							
*****TOTAL FOR FUND-SCC 200 9326 (NATIONAL HONOR SOCIETY):							
3,500.00	0.00	3,500.00	1,482.43	0.00	0.00	2,017.57	42.36
=====							
*****TOTAL FOR FUND-SCC 200 9327 (ORCHESTRA):							
3,000.00	0.00	3,000.00	694.01	360.91	2,305.99	0.00	100.00
=====							
*****TOTAL FOR FUND-SCC 200 9330 (SCIENCE OLYMPIAD CLUB):							
6,120.00	0.00	6,120.00	2,234.95	0.00	3,844.49	40.56	99.34
=====							
*****TOTAL FOR FUND-SCC 200 9332 (SPANISH CLUB):							
8,280.00	0.00	8,280.00	6,015.64	1,500.00	1,500.00	764.36	90.77
=====							
*****TOTAL FOR FUND-SCC 200 9333 (STUDENT COUNCIL):							
40,000.00	0.00	40,000.00	26,206.24	597.70	12,835.40	958.36	97.60
=====							

Date: 06/04/20
Time: 3:18 pm

MEDINA CITY SCHOOL DISTRICT
Appropriation Account Summary
SORTED BY FUND-SCC

Page: 12
(APPSUM)

FYTD Appropriated	Prior FY Carryover Encumbrances	FYTD Expendable	FYTD Actual Expenditures	MTD Actual Expenditures	Current Encumbrances	FYTD Unencumbered Balance	FYTD Percent Exp/Enc
*****TOTAL FOR FUND-SCC 200 9335 (LATIN CLUB):							
6,000.00	0.00	6,000.00	24.50-	0.00	3,205.00	2,819.50	53.01
=====							
*****TOTAL FOR FUND-SCC 200 9337 (AMERICAN SIGN LANGUAGE CLUB):							
150.00	0.00	150.00	0.00	0.00	150.00	0.00	100.00
=====							
*****TOTAL FOR FUND-SCC 200 9339 (SPEECH/DEBATE CLUB):							
29,000.00	17,017.44	46,017.44	18,183.22	0.00	12,359.00	15,475.22	66.37
=====							
*****TOTAL FOR FUND-SCC 200 9340 (STUDENT'S H.O.P.E.):							
2,400.00	0.00	2,400.00	1,138.60	0.00	0.00	1,261.40	47.44
=====							
*****TOTAL FOR FUND-SCC 200 9346 (PENGUIN BOWL/NOSB):							
400.00	0.00	400.00	350.00	0.00	0.00	50.00	87.50
=====							
*****TOTAL FOR FUND-SCC 200 9350 (TECHNOLOGY CLUB):							
1,800.00	0.00	1,800.00	1,878.58	130.07	0.00	78.58-	104.37
=====							
*****TOTAL FOR FUND-SCC 200 9352 (VIDEO CLUB - SR HI):							
6,000.00	5,725.45	11,725.45	3,353.27	0.00	5,708.24	2,663.94	77.28
=====							
*****TOTAL FOR FUND-SCC 200 9353 (CHINESE CLUB):							
100.00	100.00	200.00	0.00	0.00	100.00	100.00	50.00
=====							
*****TOTAL FOR FUND-SCC 200 9355 (GENDER AND SEXUALITY ALLIANCE):							
800.00	0.00	800.00	219.14	0.00	544.88	35.98	95.50
=====							
*****TOTAL FOR FUND-SCC 200 9380 (V O F T):							
8,000.00	0.00	8,000.00	3,610.00	0.00	0.00	4,390.00	45.13
=====							

Date: 06/04/20
Time: 3:18 pm

MEDINA CITY SCHOOL DISTRICT
Appropriation Account Summary
SORTED BY FUND-SCC

Page: 13
(APPSUM)

FYTD Appropriated	Prior FY Carryover Encumbrances	FYTD Expendable	FYTD Actual Expenditures	MTD Actual Expenditures	Current Encumbrances	FYTD Unencumbered Balance	FYTD Percent Exp/Enc
*****TOTAL FOR FUND-SCC 200 9419 (CLASS OF 2019):							
3,253.33	0.00	3,253.33	1,005.78	0.00	2,247.55	0.00	100.00
=====							
*****TOTAL FOR FUND-SCC 200 9420 (CLASS OF 2020):							
13,497.68	6,773.64	20,271.32	3,140.25	103.76	10,916.37	6,214.70	69.34
=====							
*****TOTAL FOR FUND-SCC 200 9421 (CLASS OF 2021):							
45,000.00	0.00	45,000.00	10,763.49	0.00	33,805.45	431.06	99.04
=====							
*****TOTAL FOR FUND-SCC 200 9422 (CLASS OF 2022):							
4,900.00	0.00	4,900.00	1,800.00	0.00	0.00	3,100.00	36.73
=====							
*****TOTAL FOR FUND-SCC 200 9423 (CLASS OF 2023):							
1,900.00	0.00	1,900.00	1,800.00	0.00	0.00	100.00	94.74
=====							
*****TOTAL FOR FUND-SCC 300 0000 (ATHLETIC FUND):							
401,200.00	21,201.51	422,401.51	272,667.56	4,277.73	31,212.42	118,521.53	71.94
=====							
*****TOTAL FOR FUND-SCC 300 9110 (GARFIELD FIELD TRIPS):							
10,000.00	366.34	10,366.34	1,088.96-	0.00	2,500.00	8,955.30	13.61
=====							
*****TOTAL FOR FUND-SCC 300 9120 (CANAVAN FIELD TRIP):							
10,695.00	915.00	11,610.00	6,229.55	59.83	60.00	5,320.45	54.17
=====							
*****TOTAL FOR FUND-SCC 300 9130 (FENN FIELD TRIPS):							
10,000.00	0.00	10,000.00	6,269.37	0.00	0.00	3,730.63	62.69
=====							
*****TOTAL FOR FUND-SCC 300 9140 (HERITAGE FIELD TRIPS):							
7,500.00	61.00	7,561.00	4,705.00	0.00	0.00	2,856.00	62.23
=====							

Date: 06/04/20
Time: 3:18 pm

MEDINA CITY SCHOOL DISTRICT
Appropriation Account Summary
SORTED BY FUND-SCC

Page: 14
(APPSUM)

FYTD Appropriated	Prior FY Carryover Encumbrances	FYTD Expendable	FYTD Actual Expenditures	MTD Actual Expenditures	Current Encumbrances	FYTD Unencumbered Balance	FYTD Percent Exp/Enc
*****TOTAL FOR FUND-SCC 300 9160 (BLAKE FIELD TRIPS):							
11,000.00	396.00	11,396.00	1,047.00	100.00-	0.00	10,349.00	9.19
=====							
*****TOTAL FOR FUND-SCC 300 9170 (WAITE FIELD TRIPS):							
30,000.00	0.00	30,000.00	8,531.20	0.00	935.00	20,533.80	31.55
=====							
*****TOTAL FOR FUND-SCC 300 9180 (NORTHROP FIELD TRIPS):							
10,000.00	1,500.00	11,500.00	9,213.73	50.00-	0.00	2,286.27	80.12
=====							
*****TOTAL FOR FUND-SCC 300 9201 (CLAGGETT MIDDLE SCH. BAND FUND):							
38,000.00	5,960.00	43,960.00	9,976.22	568.16	28,080.35	5,903.43	86.57
=====							
*****TOTAL FOR FUND-SCC 300 9208 (CLAGGETT - 6TH GRADE TRIPS):							
111,500.00	0.00	111,500.00	104,071.73	283.73	0.00	7,428.27	93.34
=====							
*****TOTAL FOR FUND-SCC 300 9250 (ROOT M.S. BAND FUND):							
35,150.00	0.00	35,150.00	17,472.41	131.88	13,176.25	4,501.34	87.19
=====							
*****TOTAL FOR FUND-SCC 300 9253 (ROOT M.S. BEEHIVE):							
850.00	0.00	850.00	253.55	0.00	0.00	596.45	29.83
=====							
*****TOTAL FOR FUND-SCC 300 9258 (ROOT - DISTRICT SUPERVISED ACTIVITIES):							
159,495.00	0.00	159,495.00	123,722.60	0.00	0.00	35,772.40	77.57
=====							
*****TOTAL FOR FUND-SCC 300 9301 (BOWLING CLUB):							
4,000.00	0.00	4,000.00	0.00	0.00	4,000.00	0.00	100.00
=====							
*****TOTAL FOR FUND-SCC 300 9302 (MENS VOLLEYBALL):							
7,600.00	0.00	7,600.00	573.00-	0.00	2,000.00	6,173.00	18.78
=====							

Date: 06/04/20
Time: 3:18 pm

MEDINA CITY SCHOOL DISTRICT
Appropriation Account Summary
SORTED BY FUND-SCC

Page: 15
(APPSUM)

FYTD Appropriated	Prior FY Carryover Encumbrances	FYTD Expendable	FYTD Actual Expenditures	MTD Actual Expenditures	Current Encumbrances	FYTD Unencumbered Balance	FYTD Percent Exp/Enc
*****TOTAL FOR FUND-SCC 300 9303 (HUDDLE/SHUDDLE):							
2,700.00	1,700.00	4,400.00	673.69	0.00	2,092.84	1,633.47	62.88
=====							
*****TOTAL FOR FUND-SCC 300 9304 (LINK CREW):							
5,250.00	0.00	5,250.00	1,351.19	0.00	3,898.81	0.00	100.00
=====							
*****TOTAL FOR FUND-SCC 300 9313 (MUSICAL):							
6,195.00	0.00	6,195.00	5,898.58	0.00	0.00	296.42	95.22
=====							
*****TOTAL FOR FUND-SCC 300 9334 (BEEHIVE CAFE):							
26,500.00	0.00	26,500.00	10,483.88	203.70-	17,746.91	1,730.79-	106.53
=====							
*****TOTAL FOR FUND-SCC 300 9410 (SPARKLE CHEERLEADING):							
8,850.00	0.00	8,850.00	1,464.70	0.00	2,000.00	5,385.30	39.15
=====							
*****TOTAL FOR FUND-SCC 401 9010 (AUXILIARY FUNDS/ST FRANCIS):							
375,079.04	0.00	375,079.04	247,964.13	25,418.03	32,777.90	94,337.01	74.85
=====							
*****TOTAL FOR FUND-SCC 401 9019 (AUXILIARY FUNDS/ST FRANCIS):							
27,709.87	51,073.24	78,783.11	78,783.11	0.00	0.00	0.00	100.00
=====							
*****TOTAL FOR FUND-SCC 401 9020 (AUX FUNDS NURTURY):							
14,781.44	0.00	14,781.44	1,209.00	0.00	1,484.75	12,087.69	18.22
=====							
*****TOTAL FOR FUND-SCC 401 9030 (AUX FUNDS MCA):							
190,311.04	0.00	190,311.04	140,329.65	3,768.16	17,694.10	32,287.29	83.03
=====							
*****TOTAL FOR FUND-SCC 401 9039 (AUX FUNDS MCA):							
523.66	18,012.09	18,535.75	18,535.75	0.00	0.00	0.00	100.00
=====							

Date: 06/04/20
Time: 3:18 pm

MEDINA CITY SCHOOL DISTRICT
Appropriation Account Summary
SORTED BY FUND-SCC

Page: 16
(APPSUM)

FYTD Appropriated	Prior FY Carryover Encumbrances	FYTD Expendable	FYTD Actual Expenditures	MTD Actual Expenditures	Current Encumbrances	FYTD Unencumbered Balance	FYTD Percent Exp/Enc
*****TOTAL FOR FUND-SCC 401 9049 (AUX FUNDS KIDS COUNTRY):							
182.20	10,115.30	10,297.50	10,297.50	0.00	0.00	0.00	100.00
=====							
*****TOTAL FOR FUND-SCC 451 9010 (CONNECTIVITY):							
19,800.00	0.00	19,800.00	0.00	0.00	0.00	19,800.00	0.00
=====							
*****TOTAL FOR FUND-SCC 451 9019 (CONNECTIVITY):							
0.00	19,680.00	19,680.00	19,680.00	0.00	0.00	0.00	100.00
=====							
*****TOTAL FOR FUND-SCC 467 9020 (FOUNDATION - STUDENT WELLNESS AND SUCCESS):							
385,856.00	0.00	385,856.00	169,090.12	15,761.66	27.85	216,738.03	43.83
=====							
*****TOTAL FOR FUND-SCC 499 9019 (SCHOOL SAFETY):							
37,148.75	0.00	37,148.75	37,148.75	0.00	0.00	0.00	100.00
=====							
*****TOTAL FOR FUND-SCC 516 9019 (TITLE VI-B):							
371,430.56	6,410.04	377,840.60	279,082.33	0.00	0.00	98,758.27	73.86
=====							
*****TOTAL FOR FUND-SCC 516 9020 (TITLE VI-B):							
1,524,565.08	0.00	1,524,565.08	1,149,049.48	120,869.97	27,249.11	348,266.49	77.16
=====							
*****TOTAL FOR FUND-SCC 551 9120 (TITLE III LEP):							
9,119.36	0.00	9,119.36	2,940.00	2,940.00	1,500.00	4,679.36	48.69
=====							
*****TOTAL FOR FUND-SCC 572 9019 (TITLE I):							
200,082.08	302.23	200,384.31	111,652.64	0.00	0.00	88,731.67	55.72
=====							
*****TOTAL FOR FUND-SCC 572 9020 (TITLE I):							
574,888.09	0.00	574,888.09	426,991.17	45,157.78	1,400.00	146,496.92	74.52
=====							

Date: 06/04/20
Time: 3:18 pm

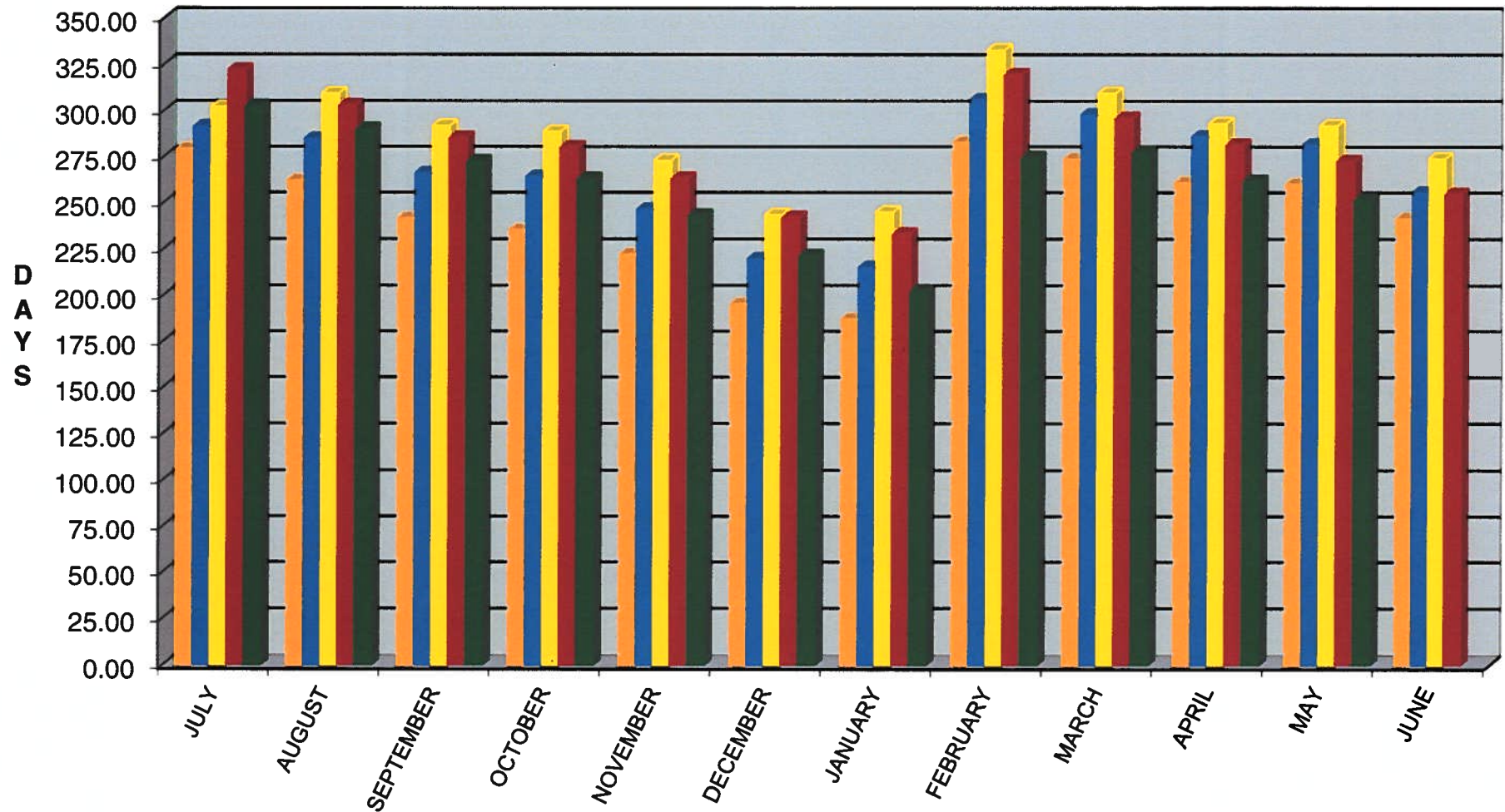
MEDINA CITY SCHOOL DISTRICT
Appropriation Account Summary
SORTED BY FUND-SCC

Page: 17
(APPSUM)

FYTD Appropriated	Prior FY Carryover Encumbrances	FYTD Expendable	FYTD Actual Expenditures	MTD Actual Expenditures	Current Encumbrances	FYTD Unencumbered Balance	FYTD Percent Exp/Enc
*****TOTAL FOR FUND-SCC 572 9119 (TITLE I-D):							
95,207.66	9,526.19	104,733.85	34,928.34	0.00	0.00	69,805.51	33.35
=====							
*****TOTAL FOR FUND-SCC 572 9120 (TITLE I-D):							
165,332.40	0.00	165,332.40	19,067.57	1,361.31	3,255.00	143,009.83	13.50
=====							
*****TOTAL FOR FUND-SCC 587 9019 (PRESCHOOL):							
5,382.83	131.48	5,514.31	5,381.09	0.00	0.00	133.22	97.58
=====							
*****TOTAL FOR FUND-SCC 587 9020 (PRESCHOOL):							
41,187.43	0.00	41,187.43	37,878.61	4,202.55	111.13	3,197.69	92.24
=====							
*****TOTAL FOR FUND-SCC 587 9120 (6B RESTORATION - PRESCHOOL RESTORATION):							
8,905.15	0.00	8,905.15	1,331.02	349.77	0.00	7,574.13	14.95
=====							
*****TOTAL FOR FUND-SCC 590 9019 (TITLE II-A):							
64,777.32	41,141.13	105,918.45	76,213.07	0.00	0.00	29,705.38	71.95
=====							
*****TOTAL FOR FUND-SCC 590 9020 (TITLE II-A):							
158,408.03	0.00	158,408.03	71,307.48	3,890.98	20,234.54	66,866.01	57.79
=====							
*****TOTAL FOR FUND-SCC 599 9019 (TITLE IV-A STUDENT SUPPORT AND ACADEMIC ENR):							
18,197.27	15,509.72	33,706.99	25,787.00	0.00	0.00	7,919.99	76.50
=====							
*****TOTAL FOR FUND-SCC 599 9020 (TITLE IV-A STUDENT SUPPORT AND ACADEMIC ENR):							
42,984.53	0.00	42,984.53	14,673.19	592.60	884.55	27,426.79	36.19
=====							
*****GRAND TOTALS:							
115,310,121.80	2,309,296.23	117,619,418.03	101,063,124.66	8,122,227.07	6,595,350.61	9,960,942.76	91.53
=====							

GENERAL FUND-TRUE DAYS CASH

Includes Emergency Levy



FY2016

FY2017

FY2018

FY2019

FY2020