

Medina City Schools

General Fund Analysis

May 31, 2022

	2021-2022 Original Estimate (1)	Y-T-D Actual July 2021 - June 2022 (2)	Percent	Variance (3)
Beginning Balance - July 1, 2021		50,955,289.82		0.00
General Fund	30,154,351.08			
Other Funds - Substitute Levy	20,800,938.74			
Revenue	<u>80,952,463.00</u>	<u>78,330,637.99</u>	<u>96.8%</u>	<u>2,621,825.01</u>
	80,952,463.00	78,330,637.99		2,621,825.01
Expenditures	87,682,937.00	76,831,240.22	87.6%	10,851,696.78
Encumbrance	851,800.00	1,750,550.93		-898,750.93
	<u>88,534,737.00</u>	<u>78,581,791.15</u>		<u>9,952,945.85</u>
Ending Balance - June 30, 2022	43,373,015.82	50,704,136.66		-7,331,120.84

Original Estimate revenue, expenditure and encumbrance taken from May 2021 five-year forecast
Includes May 2018 Substitute Levy

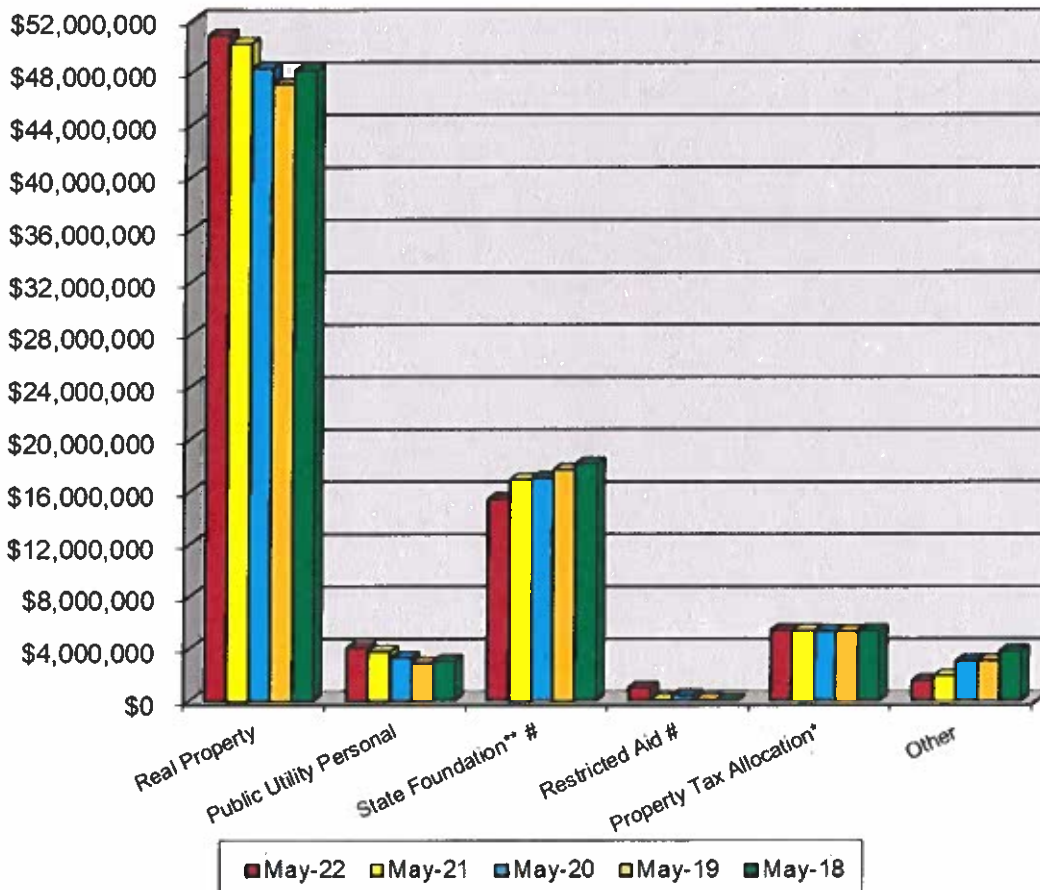
General Fund Summary

May 2022

Revenues

1. Real Property Taxes – Total Real Property Taxes received from the beginning of the fiscal year until May 31, 2022 is \$50,818,509.09 This is an increase of 1.3% above last year's taxes received at this time. \$-0- was collected in May.
2. Public Utility Personal Property Taxes – Total Public Utility Personal Property Taxes received from the beginning of the fiscal year until May 31, 2022 is \$4,054,762.13. These monies are distributed upon settlement from the County Auditor. This amount is listed in a separate line for State and five-year forecasting purposes. \$-0- had been transferred in May.
3. State Foundation – State Foundation monies received from the State of Ohio from the beginning of the fiscal year until May 31, 2022 total \$15,440,562.90. This is a decrease of 8.7% below last year's foundation money received at this time. This is based upon the new funding formula which does not provide money for students attending alternative schools, nor does it charge the District for these students as in the past. \$1,056,240.44 was collected in May. This balance will be changing as the State catches up to the funding plan.
4. Restricted Aid – Restricted Aid monies are for Career Tech funding and Economically Disadvantaged Students. We have added e-Rate funding as well because these funds are restrictive to technology. Monies received from the beginning of the fiscal year until May 31, 2022 total \$1,028,546.77. (\$996.14) was collected in May. These monies are moving as the State catches up to the funding plan.
5. Homestead and Rollback – Monies received from the State of Ohio from the beginning of the fiscal year until May 31, 2022 total \$5,414,667.64. Receipts are based upon the real property taxes collected and Homestead filings with the County Auditor. \$14,225.20 was collected in May.
6. Other – Other monies received from the beginning of the fiscal year until May 31, 2022 total \$1,574,586.00. This is a decrease of 18.6% below last year at this time. \$140,500.00 was collected in May.

General Fund Revenue



	May-22	May-21	May-20	May-19	May-18	Current Forecast
Real Property	\$50,818,509	\$50,162,687	\$48,279,664	\$47,069,606	\$48,117,914	\$50,419,831
Public Utility Personal	\$4,054,762	\$3,774,750	\$3,317,403	\$2,903,216	\$3,061,495	\$3,869,838
State Foundation** #	\$15,440,563	\$16,912,338	\$17,037,537	\$17,684,999	\$18,136,879	\$16,410,345
Restricted Aid #	\$1,027,551	\$75,954	\$454,208	\$76,330	\$31,366	\$1,029,695
Property Tax Allocation*	\$5,414,668	\$5,390,620	\$5,359,332	\$5,310,488	\$5,387,357	\$5,435,310
Other	\$1,574,586	\$1,934,020	\$3,081,609	\$3,076,840	\$3,808,135	\$2,664,835
Total	\$78,330,638	\$78,250,369	\$77,529,754	\$76,121,478	\$78,543,146	\$79,829,854
State %	27.9%	28.6%	29.5%	30.3%	30.0%	

* Includes Homestead/Rollback, Tangible Personal Property Tax Fixed Rate Loss Reimbursement and Electric Deregulation.

** Includes Casino Revenue in State Foundation beginning January 2013 and Economic Disadvantaged Funding in November 2013.

Encompasses the Fair School Funding Plan as of January 2022

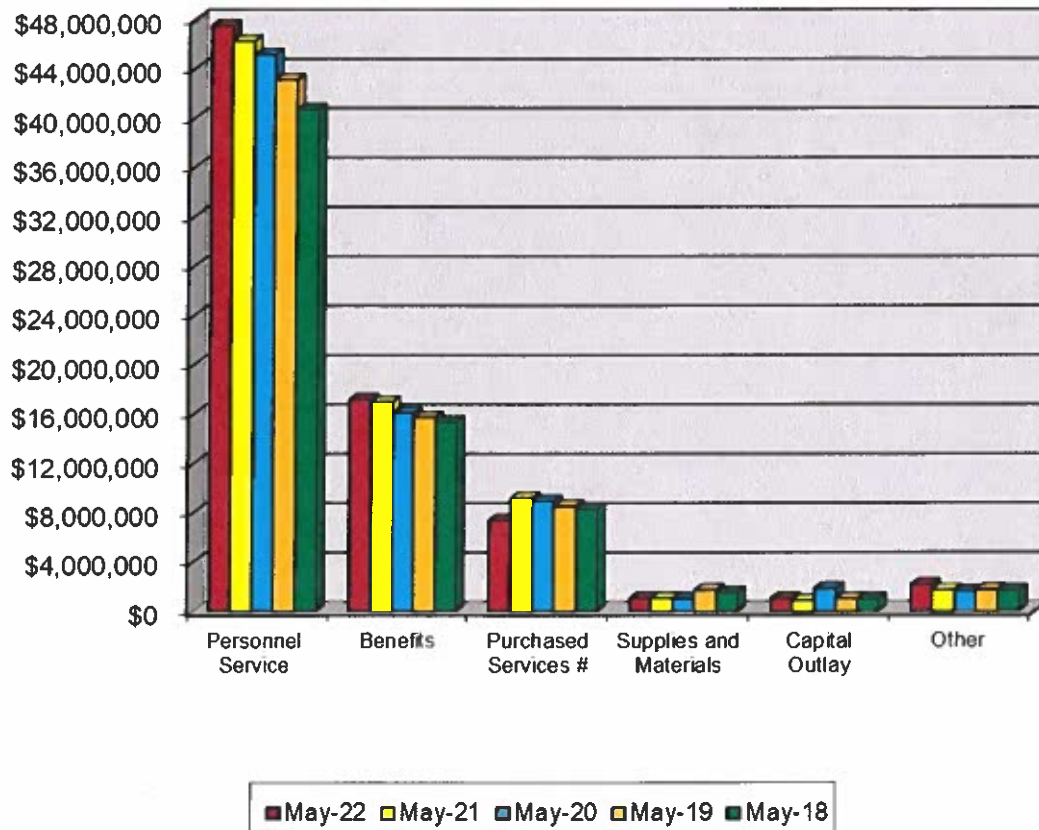
General Fund Summary

May 2022

Expenditures

1. **Personnel Services**– The costs for personnel services for the School District from the beginning of the fiscal year until May 31, 2022 was \$47,484,719.14. This was an increase of 2.7% above last year at this time. \$3,922,705.86 was spent in May.
2. **Benefits** – The cost for benefits for the School District from the beginning of the fiscal year until May 31, 2022 was \$17,196,216.08. This was an increase of 1.3% above last year at this time. \$1,488,097.71 was spent in May.
3. **Purchased Services** – The cost for purchased services for the district from the beginning of the fiscal year until May 31, 2022 total \$7,389,762.27. This was a 19.6% decrease below last year at this time. \$671,844.38 was spent in May.
4. **Supplies and Materials** – The cost for supplies and materials for the district from the beginning of the fiscal year until May 31, 2022 total \$1,082,753.96. This was a 1.5% increase above last year at this time. \$122,929.55 was spent in May.
5. **Capital Outlay** – The cost for capital outlay for the district from the beginning of the fiscal year until May 31, 2022 total \$1,068,987.38. This was a 19.1% increase above last year at this time. \$11,598.47 was spent in May.
6. **Other** – The cost of other expenditures excluding transfers for the district was \$2,169,588.87 for the fiscal year until May 31, 2022. This was a 23.7% increase above last year at this time. This is due to \$76,713.32 spent in May including the first half real property settlement expenses.

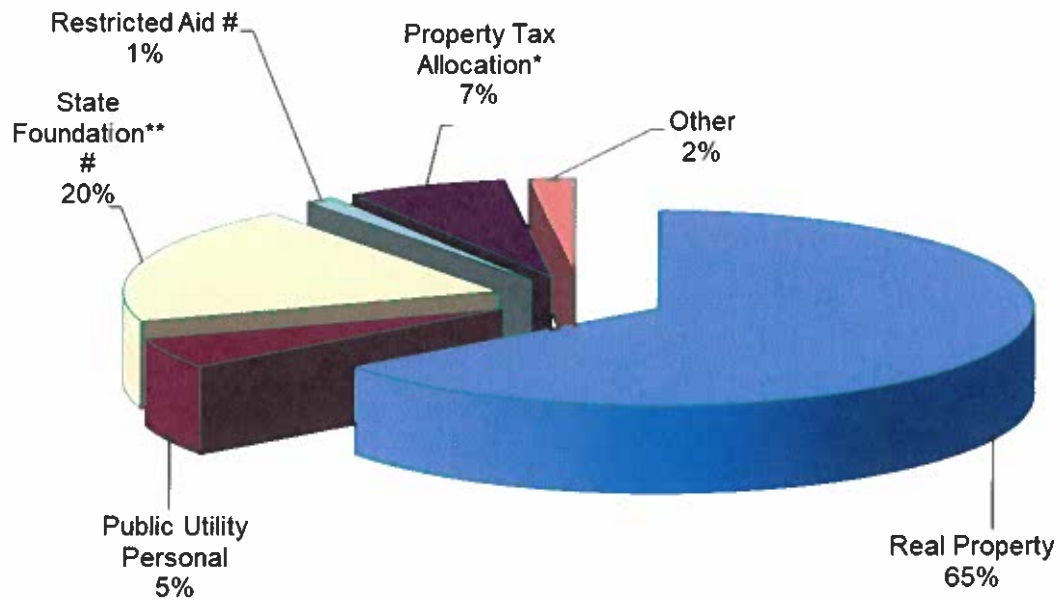
General Fund Expenditures



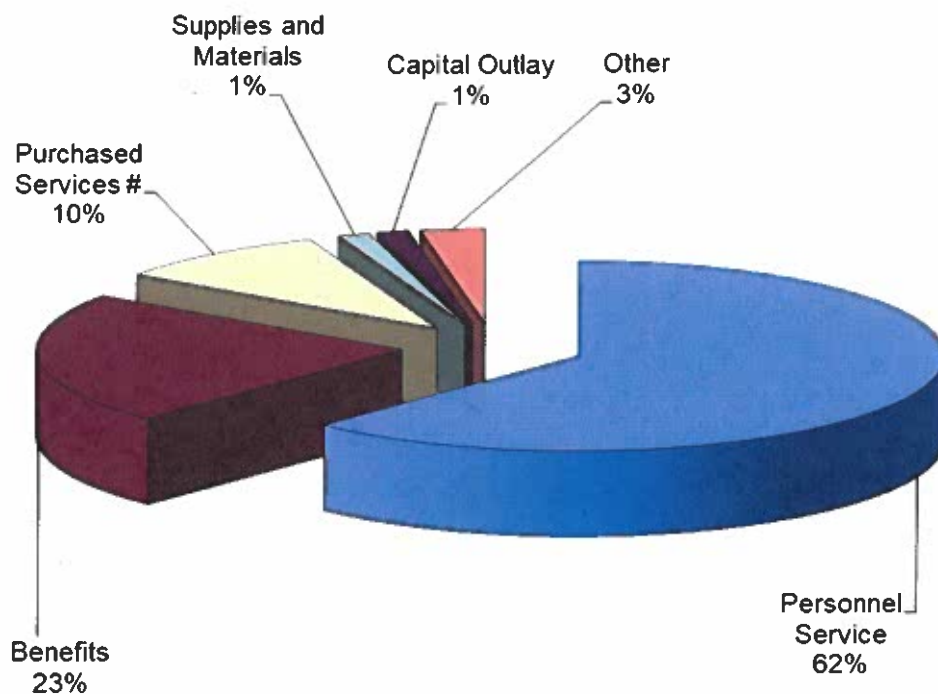
	May-22	May-21	May-20	May-19	May-18	Current Forecast
Personnel Service	\$47,484,719	\$46,239,278	\$45,144,827	\$43,084,515	\$40,696,561	\$53,060,220
Benefits	\$17,196,216	\$16,970,670	\$16,101,745	\$15,735,810	\$15,365,996	\$19,081,053
Purchased Services #	\$7,389,762	\$9,192,547	\$8,970,500	\$8,536,298	\$8,297,851	\$8,374,247
Supplies and Materials	\$1,082,754	\$1,066,816	\$1,050,615	\$1,746,614	\$1,531,845	\$1,435,249
Capital Outlay	\$1,068,987	\$897,930	\$1,867,977	\$1,038,222	\$1,013,838	\$2,063,141
Other	\$2,169,589	\$1,753,423	\$1,623,046	\$1,777,732	\$1,734,305	\$1,717,813
Transfers and Adv., Etc.	\$439,213	\$437,756	\$441,301	\$445,806	\$475,988	\$1,109,907
Other than Debt						
Total	\$76,831,240	\$76,558,421	\$75,200,009	\$72,364,997	\$69,116,383	\$86,841,630

Reduced with Fair School Funding Plan in January 2022

Current General Fund Revenue



Current General Fund Expenditures



MAY 2021

		Balance
Bank Balance - Regular Account		1,476,972.88
Financial Checks Outstanding	194,756.31	
Workers Comp Outstanding	0.00	
Payroll Checks Outstanding	52,794.27	
	247,550.58	1,229,422.30
Huntington/Flex Spending	45,270.25	
Flex O/S Checks	0.00	45,270.25
JPMorgan/Metlife Claims	260,929.82	260,929.82
Westfield Bank	15,000.00	15,000.00
Westfield Bank Sweep	3,117,439.15	3,117,439.15
Investments:		
Redtree Investments	24,095,203.90	
T. Rowe - Collins	299,699.57	
Scudder - Collins	428,042.83	
Scudder - Bushman	7,042.02	
Kanehl Stocks	3,598.42	
Star Ohio (22923)	19,436,712.17	
Multi-Bank Securities	13,567,000.00	
Multi-Bank Money Market	1,245.58	
Fifth Third Securities	10,061,036.65	
Fifth Third Money Market	43,279.70	
Total	67,942,860.84	72,610,922.36
Adjustments		
Deposits in Transit	(19,102.04)	
Expenses not posted	(248,334.31)	
Total	(267,436.35)	72,343,486.01
MCSD Balance		72,343,486.01
Difference Between Bank vs. Book		0.00

Medina City School District
Sales Tax Update

Date	Sales Tax Description	Receipts	Expenditures	Balance
July 1, 2021	Beginning Balance (071) Sales Tax and (002-9012) Bond			\$3,529,350.83
July	Sales Tax Distribution	\$912,109.50		\$4,441,460.33
	Replacement of Board Office Roof Door		\$2,465.00	\$4,438,995.33
	Blake Elementary Pod A Carpet and Tile Replacement		\$15,611.00	\$4,423,384.33
	Cafeteria Tables		\$38,880.24	\$4,384,504.09
	Fleet Master Lease Agreement		\$11,830.95	\$4,372,673.14
	Field Assessment and Design Services for Summer Paving Program		\$23,081.33	\$4,349,591.81
	Refinishing 1016 Lockers at Claggett		\$19,913.60	\$4,329,678.21
	Summer Roofing Project		\$239,240.88	\$4,090,437.33
	Summer Roofing Project		\$185,694.12	\$3,904,743.21
	Roof Replacement Evaluation, Design for Root, Blake, Canavan, BOE, MHS		\$5,372.25	\$3,899,370.96
	2021 District Paving Including Transportation Bus Lot		\$183,221.31	\$3,716,149.65
	Wiring and Breakers for Scoreboard at Dukes Stadium		\$4,596.39	\$3,711,553.26
August	Fleet Master Lease Agreement		\$8,628.79	\$3,702,924.47
	Field Assessment		\$8,625.34	\$3,694,299.13
	Capp Stock 3 CS3		\$5,190.00	\$3,689,109.13
	Roof Replacement Evaluation, Design for Root, Blake, Canavan, BOE, MHS		\$5,372.25	\$3,683,736.88
	Roof Replacement MHS		\$24,900.00	\$3,658,836.88
	Summer Roofing Projects		\$305,874.00	\$3,352,962.88
	Athletic Booster Scoreboard Reimbursement	\$30,000.00		\$3,382,962.88
September	Fleet Master Lease Agreement		\$8,468.72	\$3,374,494.16
	Memorial Stadium Scoreboard		\$31,665.00	\$3,342,829.16
	MHS Roof Fireproof Patching		\$5,500.00	\$3,337,329.16
	Dukes Stadium Scoreboard		\$137,265.10	\$3,200,064.06
	Summer Roof Projects		\$35,302.50	\$3,164,761.56
	Fenn Serving Counters/Cash Register Stand		\$16,249.11	\$3,148,512.45
	Fenn Student Desk, Chairs, and Bench		\$30,372.00	\$3,118,140.45
	Capp Stock 3 CS3		(\$5,190.00)	\$3,123,330.45
	Evolve Remove and Replace Windows		\$14,522.00	\$3,108,808.45
	Remove Two Sidewalk Panels		\$4,500.00	\$3,104,308.45
	Evolve Intallation of Vinyl Floor		\$1,372.50	\$3,102,935.95
	Admin, Fenn, MHS Misc Construction		\$6,450.00	\$3,096,485.95
	Heritage Excavation Concrete		\$6,800.00	\$3,089,685.95
	MHS Antenna Installation		\$51,073.93	\$3,038,612.02
	Installation of Sound System at Dukes and Memorial Stadiums		\$30,110.00	\$3,008,502.02
	District Tree Replacemant		\$3,900.00	\$3,004,602.02
October	District Summer Paving		\$6,908.16	\$2,997,693.86
	Sales Tax Distribution	\$1,072,960.38		\$4,070,654.24
	MHS Paving		\$6,400.00	\$4,064,254.24
	Heritage Excavation Concrete		\$5,214.00	\$4,059,040.24
	Fleet Master Lease Agreement		\$8,468.72	\$4,050,571.52
November	Heritage Additional Brick and Tuckpointing		\$2,100.00	\$4,048,471.52
	Ken Dukes Lighting Repair		\$4,540.21	\$4,043,931.31
	Student Combination Desks		\$23,880.00	\$4,020,051.31
	Summer Roofing Projects		\$22,918.50	\$3,997,132.81
	District Paving		\$151,275.80	\$3,845,857.01
	Fleet Master Lease Agreement		\$8,468.72	\$3,837,388.29
	COP's Principal and Interest		\$1,321,943.75	\$2,515,444.54
December	Summer Roof Projects		\$100,041.60	\$2,415,402.94
	Fleet Master Lease Agreement		\$8,468.72	\$2,406,934.22
January	Sales Tax Distribution	\$1,022,337.37		\$3,429,271.59
	Roof Replacement Consulting		\$62,262.00	\$3,367,009.59
	Fleet Master Lease Agreement		\$8,468.72	\$3,358,540.87
February	Roof Replacement-Canavan, Fenn		\$16,381.00	\$3,342,159.87
	Combination Ovens - MHS, Claggett, Fenn		\$102,861.45	\$3,239,298.42
	Summer Roof Projects		\$43,806.40	\$3,195,492.02
	Roof Replacement Consulting		\$5,372.25	\$3,190,119.77
	Fleet Master Lease Agreement		\$8,468.72	\$3,181,651.05
	District Paving		\$700.00	\$3,180,951.05

Medina City School District
Sales Tax Update

Date	Sales Tax Description	Receipts	Expenditures	Balance
March	Infrared Survey of Roof Sections A & B		\$1,185.00	\$3,179,766.05
	Blake Carpet POD B		\$11,227.66	\$3,168,538.39
	Claggett Camera System		\$53,204.91	\$3,115,333.48
	Root Camera System		\$46,337.76	\$3,068,995.72
	Fleet Master Lease Agreement		\$8,468.72	\$3,060,527.00
	Transfer to PI		\$50,000.00	\$3,010,527.00
April	Sales Tax Distribution	\$1,067,121.34		\$4,077,648.34
	Field Assessment and Preliminary Design - Parking		\$18,500.00	\$4,059,148.34
	Kiln at Blake and Heritage		\$7,400.00	\$4,051,748.34
	Fleet Master Lease Agreement		\$8,468.72	\$4,043,279.62
May	COP's Interest Payment		\$404,568.75	\$3,638,710.87
	6-Month Asbestos Surveillance Inspection and Reports		\$1,120.00	\$3,637,590.87
	Field Assessment and Preliminary Design - Parking		\$6,150.00	\$3,631,440.87
	Maintenance and Operation Window and Lintel Restoration		\$6,033.00	\$3,625,407.87
	Roofing Project 2022		\$220,941.45	\$3,404,466.42
	Fleet Master Lease Agreement		\$8,468.72	\$3,395,997.70
	Fiscal Year Totals	\$4,104,528.59	\$3,556,231.08	

Medina City School District
Recreation Center Update

Date	Description	District Revenue	District Expenses	City Reimbursements	Total Balance
July 1, 2021	Beginning Balance (003-9001)				\$ 237,578.90
July	No Expenditures				\$ 237,578.90
August	Bleacher Seat Replacement in Fieldhouse			\$4,245.00	\$ 241,823.90
September	Partner Marketing	\$72.60			\$ 241,896.50
	Playground, Poured in Place Sort Surface and Concrete		\$18,848.00		\$ 223,048.50
	Rain Drop Products		\$8,762.10		\$ 214,286.40
October	Leisure Pool Electricity		\$14,323.00		\$ 199,963.40
	Playground, Poured in Place Sort Surface and Concrete			\$11,336.50	\$ 211,299.90
November	Leisure Pool Electricity			\$7,161.50	\$ 218,461.40
	Rain Drop Products		\$115,462.60		\$ 102,998.80
December	No Expenditures				\$ 102,998.80
January	Rain Drop Products			\$62,112.35	\$ 165,111.15
	Roof Replacement - Consulting		\$8,187.00		\$ 156,924.15
February	Pool Filter Sand		\$1,375.70		\$ 155,548.45
	Pool Filter Sand			\$687.85	\$ 156,236.30
	Roof Replacement - Consulting			\$4,093.50	\$ 160,329.80
March	Transfer from 001	\$100,000.00			\$ 260,329.80
April	Feild Assessment and Preliminary Design - Parking		\$1,600.00		\$ 258,729.80
May	Field Assessment and Preliminary Design - Parking		\$1,800.00		\$ 256,929.80
	Roberts Roofing		\$50,535.00		\$ 206,394.80
Total Revenues, Expenditures and Reimbursements		\$ 100,072.60	\$ 220,893.40	\$ 89,636.70	

Monthly Investment Summary
Medina City School District
US Bank Custodian Acct Ending x70982
 May 31, 2022

Monthly Cash Flow Activity

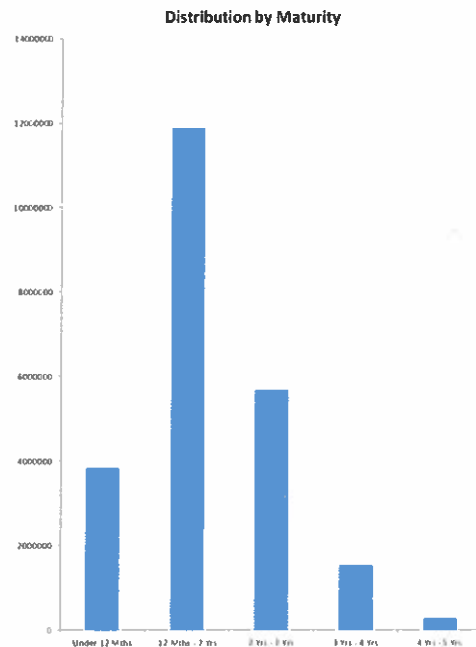
From 04-30-22 through 05-31-22

Beginning Book Value	24,085,849.87
Contributions	0.00
Withdrawals	0.00
Realized Gains/Losses	2,180.25
Gross Interest Earnings	7,173.78
Ending Book Value	24,095,203.90

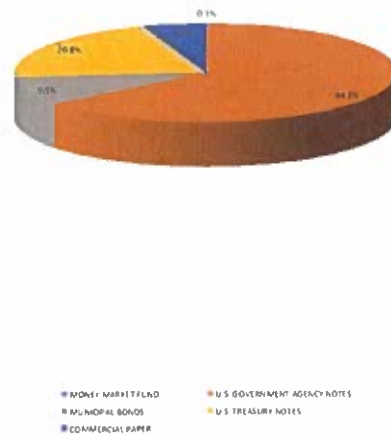
Market Value Summary

Security Type	Market Value	Pct. Assets	Avg Yield at Cost	Wght Avg Mat
Money Market Fund				
MONEY MARKET FUND	14,852.70	0.1	0.63	0.00
Fixed Income				
MUNICIPAL BONDS	2,196,285.00	9.5	0.72	1.77
U.S. GOVERNMENT AGENCY NOTES	14,909,131.97	64.2	0.41	1.94
U.S. TREASURY NOTES	4,827,132.00	20.8	0.32	1.31
Accrued Interest	39,439.41	0.2		
Commercial Paper				
COMMERCIAL PAPER	1,252,828.28	5.4	2.19	0.58
TOTAL PORTFOLIO	23,239,669.36	100.0	0.52	1.72

Maturity Distribution



Security Type Allocation



Disclosures:

RedTree's internal accounting system is used as the source of the market value of this account. Although obtained from a source believed to be reliable, we cannot guarantee its accuracy. You should review all account statements provided by the custodian and compare with the statements provided by RedTree.

Questions? Call 888.596.2293 or email info@redtreeinv.com

Portfolio Holdings Report
Medina City School District
US Bank Custodian Acct Ending x70982
 May 31, 2022

Quantity	Cusip	Security Description	Moody's	S&P	Cost Basis	Market Value	Yield at Cost	Wtd Maturity	Purchase Date
U.S. GOVERNMENT AGENCY NOTES									
1,000,000	3133ELN26	Federal Farm Credit Bank 0.260% Due 06-22-22	Aaa	AA+	999,460.00	999,754.65	0.29	0.06	06-22-20
1,000,000	3137EAEV7	Federal Home Ln Mtg 0.250% Due 08-24-23	Aaa	AA+	999,630.00	976,265.78	0.26	1.22	10-08-20
500,000	3133EL6J8	Federal Farm Credit Bank 0.220% Due 09-08-23	Aaa	AA+	499,855.00	486,733.14	0.23	1.26	04-08-21
1,000,000	3133EMUF7	Federal Farm Credit Bank 0.220% Due 09-22-23	Aaa	AA+	999,198.00	974,306.07	0.25	1.30	03-22-21
1,000,000	3135G06H1	Federal Natl Mtg Assoc 0.250% Due 11-27-23	Aaa	AA+	998,860.00	969,169.34	0.29	1.47	11-25-20
460,000	3137EAF2	Federal Home Ln Mtg 0.250% Due 12-04-23	Aaa	AA+	459,434.20	445,685.04	0.30	1.49	04-14-21
625,000	3133EMRZ7	Federal Farm Credit Bank 0.250% Due 02-26-24	Aaa	AA+	623,324.16	602,051.17	0.34	1.71	03-09-21
385,000	3133EMRZ7	Federal Farm Credit Bank 0.250% Due 02-26-24	Aaa	AA+	384,110.65	370,863.52	0.33	1.71	03-31-21
1,000,000	3130ALSG0	Federal Home Ln Bank 0.250% Due 03-08-24	Aaa	AAA	998,332.00	961,755.89	0.31	1.75	05-24-21
240,000	3133EMTW2	Federal Farm Credit Bank 0.300% Due 03-18-24	Aaa	AA+	239,805.60	231,537.55	0.33	1.77	04-27-21
1,200,000	3133EMGF3	Federal Farm Credit Bank 0.350% Due 05-16-24	Aaa	AA+	1,197,900.00	1,150,415.16	0.40	1.93	11-19-20
115,000	3130ANMM9	Federal Home Ln Bank 0.540% Due 08-26-24	Aaa	AAA	115,000.00	110,272.25	0.54	2.20	08-26-21
750,000	3130ANX88	Federal Home Ln Bank 0.500% Due 09-27-24	Aaa	AA+	749,775.00	714,717.12	0.51	2.28	09-27-21
1,500,000	3130ALQV9	Federal Home Ln Bank 0.570% Due 09-30-24	Aaa	AA+	1,500,000.00	1,431,696.00	0.57	2.29	03-30-21
500,000	3130ALTH7	Federal Home Ln Bank 0.510% Due 09-30-24	Aaa	AA+	500,000.00	474,419.82	0.51	2.29	03-30-21
415,000	3130AKDS2	Federal Home Ln Bank 0.390% Due 10-28-24	Aaa	AA+	415,402.55	393,657.18	0.36	2.37	02-19-21
1,000,000	3135G06E8	Federal Natl Mtg Assoc 0.420% Due 11-18-24	Aaa	AA+	998,250.00	942,202.39	0.46	2.42	11-18-20
1,200,000	3133EMER9	Federal Farm Credit Bank 0.470% Due 01-27-25	Aaa	AA+	1,198,620.00	1,127,111.08	0.50	2.60	10-29-20
800,000	3134GXDM3	Federal Home Ln Mtg 0.620% Due 12-01-25	Aaa	AA+	799,400.00	736,576.99	0.64	3.41	12-02-20
380,000	3134GXHD9	Federal Home Ln Mtg 0.700% Due 12-23-25	Aaa	AA+	380,000.00	351,090.26	0.70	3.46	12-23-20
500,000	3130AKZ25	Federal Home Ln Bank 0.650% Due 02-26-26	Aaa	AA+	500,000.00	458,851.56	0.65	3.64	02-26-21
Accrued Interest						14,113.28			
					15,556,357.16	14,923,245.25	0.41	1.94	
MUNICIPAL BONDS									
500,000	0100332D9	City of Akron, OH GO 2.000% Due 12-01-22		A+	515,505.00	501,225.00	0.48	0.49	11-12-20
460,000	244721FK7	Defiance CSD, OH GO 4.000% Due 12-01-23	Aa2		502,522.40	467,360.00	1.20	1.42	07-16-20
500,000	677581JA9	State of Ohio, OH REV 0.300% Due 12-15-23	Aa2	AA	500,000.00	482,165.00	0.30	1.52	06-08-21
500,000	677581JB7	State of Ohio, OH REV 0.520% Due 12-15-24	Aa2	AA	500,000.00	469,230.00	0.52	2.48	06-08-21
250,000	668180CW0	Northwestern LSD, OH GO 5.820% Due 12-01-26	Aa2		304,310.00	276,305.00	1.42	3.89	10-12-21

Disclosures:

RedTree's internal accounting system is used as the source of the market value of this account. Although obtained from a source believed to be reliable, we cannot guarantee its accuracy. You should review all account statements provided by the custodian and compare with the statements provided by RedTree.

Questions? Call 888.596.2293 or email info@redtreeinv.com

Portfolio Holdings Report
Medina City School District
US Bank Custodian Acct Ending x70982
 May 31, 2022

Quantity	Cusip	Security Description	Moody's	S&P	Cost Basis	Market Value	Yield at Cost	Wtd Maturity	Purchase Date
Accrued Interest						23,365.56			
					2,322,337.40	2,219,650.56	0.72	1.77	
U.S. TREASURY NOTES									
295,000	91282CBN0	US Treasury Note 0.125% Due 02-28-23	Aaa	AA+	294,631.25	291,082.10	0.20	0.74	06-22-21
600,000	91282CBU4	US Treasury Note 0.125% Due 03-31-23	Aaa	AA+	599,109.38	590,836.20	0.21	0.82	06-22-21
210,000	91282CBX8	US Treasury Note 0.125% Due 04-30-23	Aaa	AA+	209,114.06	206,267.67	0.42	0.91	11-24-21
1,045,000	91282CCK5	US Treasury Note 0.125% Due 06-30-23	Aaa	AA+	1,041,938.47	1,022,222.13	0.27	1.07	06-30-21
810,000	91282CDA6	US Treasury Note 0.250% Due 09-30-23	Aaa	AA+	809,086.59	788,927.04	0.31	1.32	09-30-21
500,000	91282CAW1	US Treasury Note 0.250% Due 11-15-23	Aaa	AA+	497,148.44	485,332.00	0.54	1.44	11-15-21
950,000	91282CBR1	US Treasury Note 0.250% Due 03-15-24	Aaa	AA+	948,033.21	913,670.10	0.33	1.77	08-09-21
550,000	91282CBV2	US Treasury Note 0.375% Due 04-15-24	Aaa	AA+	549,978.52	528,794.75	0.38	1.85	09-20-21
Accrued Interest						1,960.58			
					4,949,039.92	4,829,092.58	0.32	1.31	
COMMERCIAL PAPER									
800,000	89233HLW2	Toyota Motor Credit 0.000% Due 11-30-22	P-1	A-1+	791,288.22	791,060.80	2.01	0.50	05-17-22
470,000	78015DPD6	Royal Bank of Canada (RBC) 0.000% Due 02-13-23	P-1	A-1+	461,328.50	461,767.48	2.51	0.70	05-19-22
					1,252,616.72	1,252,828.28	2.19	0.58	
MONEY MARKET FUND									
	USBMMF	First American Treasury Obligations Fund			14,852.70	14,852.70	0.63		
TOTAL PORTFOLIO					24,095,203.90	23,239,669.36	0.52	1.72	

Disclosures:

RedTree's internal accounting system is used as the source of the market value of this account. Although obtained from a source believed to be reliable, we cannot guarantee its accuracy. You should review all account statements provided by the custodian and compare with the statements provided by RedTree.

Questions? Call 888.596.2293 or email info@redtreeinv.com

Monthly Activity Reports
Medina City School District
US Bank Custodian Acct Ending x70982
 From 05-01-22 Through 05-31-22

GROSS INTEREST INCOME

Ex-Date	Pay-Date	Security	Amount
U.S. GOVERNMENT AGENCY NOTES			
05-16-22	05-16-22	Federal Farm Credit Bank 0.350% Due 05-16-24	2,100.00
05-16-22	05-17-22	Federal Farm Credit Bank 0.160% Due 05-18-22	596.67
05-18-22	05-18-22	Federal Farm Credit Bank 0.160% Due 05-18-22	360.00
05-18-22	05-18-22	Federal Natl Mtg Assoc 0.420% Due 11-18-24	2,100.00
05-27-22	05-27-22	Federal Natl Mtg Assoc 0.250% Due 11-27-23	1,250.00
			6,406.67
U.S. TREASURY NOTES			
05-02-22	05-02-22	US Treasury Note 0.125% Due 04-30-23	131.25
05-16-22	05-16-22	US Treasury Note 0.250% Due 11-15-23	625.00
			756.25
MONEY MARKET FUND			
05-02-22	05-02-22	First American Treasury Obligations Fund	10.86
GROSS INCOME			7,173.78

Disclosures:

RedTree's internal accounting system is used as the source of the market value of this account. Although obtained from a source believed to be reliable, we cannot guarantee its accuracy. You should review all account statements provided by the custodian and compare with the statements provided by RedTree.

Questions? Call 888.596.2293 or email info@redtreeinv.com

Purchase and Sale
Medina City School District
US Bank Custodian Acct Ending x70982
 From 05-01-22 Through 05-31-22

Trade Date	Settle Date	Quantity	Security	Unit Price	Amount
PURCHASES					
05-19-2022	05-19-2022	470,000	Royal Bank of Canada (RBC) 0.000% Due 02-13-23	98.15	461,328.50
05-17-2022	05-17-2022	800,000	Toyota Motor Credit 0.000% Due 11-30-22	98.91	791,288.22
					1,252,616.72
SALES					
05-16-2022	05-17-2022	750,000	Federal Farm Credit Bank 0.160% Due 05-18-22	100.00	749,984.25
05-18-2022	05-18-2022	450,000	Federal Farm Credit Bank 0.160% Due 05-18-22	100.00	450,000.00
					1,199,984.25

Disclosures:

RedTree's internal accounting system is used as the source of the market value of this account. Although obtained from a source believed to be reliable, we cannot guarantee its accuracy. You should review all account statements provided by the custodian and compare with the statements provided by RedTree.

Questions? Call 888.596.2293 or email info@redtreeinv.com

Realized Gains/Losses
Medina City School District
US Bank Custodian Acct Ending x70982
 From 05-01-22 Through 05-31-22

Open Date	Close Date	Quantity	Security	Cost Basis	Proceeds	Gain Or Loss	
						Short Term	Long Term
05-26-2020	05-17-2022	750,000	Federal Farm Credit Bank 0.160% Due 05-18-22	748,627.50	749,984.25		1,356.75
05-26-2020	05-18-2022	450,000	Federal Farm Credit Bank 0.160% Due 05-18-22	449,176.50	450,000.00		823.50
TOTAL GAINS						0.00	2,180.25
TOTAL LOSSES						0.00	0.00
TOTAL REALIZED GAIN/LOSS						0.00	2,180.25
				1,197,804.00	1,199,984.25		
		2,180.25					

Disclosures:

RedTree's internal accounting system is used as the source of the market value of this account. Although obtained from a source believed to be reliable, we cannot guarantee its accuracy. You should review all account statements provided by the custodian and compare with the statements provided by RedTree.

Questions? Call 888.596.2293 or email info@redtreeinv.com

ENV# CEBMLQLMBBKZKWQ_BBBBB
FIFTH THIRD SECURITIES, INC.
MD 1M0B2A
5050 KINGSLEY DRIVE
CINCINNATI, OH 45263



MEDINA CITY SCHOOLS
DAVID CHAMBERS
739 WEYMOUTH RD
MEDINA OH 44256

STATEMENT FOR THE PERIOD MAY 1, 2022 TO MAY 31, 2022

MEDINA CITY SCHOOLS - Corporation
Account Number: [REDACTED]

Your Office Manager Is
Carter & Savage

For questions about your accounts:
In-State: 513 534 3723
National: 888 889 1025

By the courtesy of:
Carter & Savage

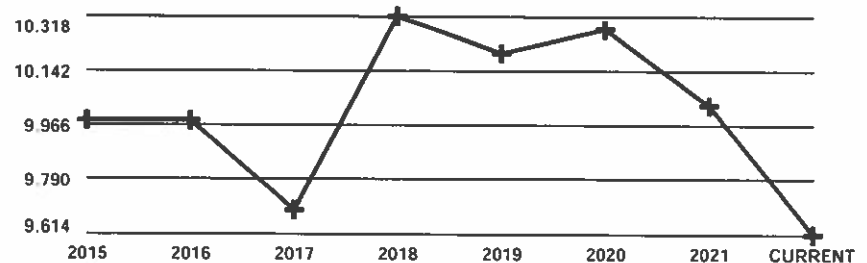
TOTAL VALUE OF YOUR PORTFOLIO **\$9,614,111.47**

FOR YOUR INFORMATION

Fifth Third Securities, Inc. Investments offered through Fifth Third Securities, Inc., member
FINRA/SIPC

CHANGE IN VALUE OF YOUR PORTFOLIO

\$ millions



Change In Value Of Your Portfolio information can be found in Miscellaneous Footnotes at the end of this statement.

Account carried with National Financial Services LLC, Member
NYSE, SIPC

Fifth Third Securities, Inc.

MN_CEBMLQLMBBKZKWQ_BBBBB 20220531

Statement for the Period May 1, 2022 to May 31, 2022

MEDINA CITY SCHOOLS - Corporation
Account Number: [REDACTED]



Account Overview

CHANGE IN ACCOUNT VALUE	Current Period	Year-to-Date
BEGINNING VALUE	\$9,582,694.42	\$10,031,983.03
Additions and Withdrawals	(\$3,507.83)	(\$29,498.83)
Misc. & Corporate Actions	\$0.00	\$0.00
Income	\$3,507.83	\$29,498.83
Taxes, Fees and Expenses	\$0.00	\$0.00
Change in Value	\$31,417.05	(\$417,871.56)
ENDING VALUE (AS OF 05/31/22)	\$9,614,111.47	\$9,614,111.47

Refer to Miscellaneous Footnotes for more information on Change in Value.

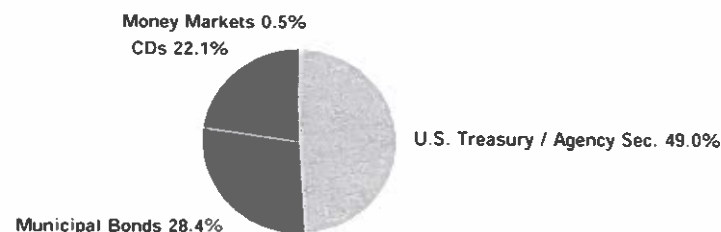
INCOME	Current Period	Year-to-Date
TAXABLE		
Taxable Dividends	\$7.01	\$55.26
Taxable Interest	\$3,500.82	\$29,443.57
TOTAL TAXABLE	\$3,507.83	\$29,498.83
TOTAL INCOME	\$3,507.83	\$29,498.83

Taxable income is determined based on information available to NPS at the time the statement was prepared, and is subject to change. Final information on taxation of interest and dividends is available on Form 1099-Div, which is mailed in February of the subsequent year.

MESSAGES AND ALERTS

Customers wishing to learn more about their investment professional can contact the FINRA BrokerCheck Hotline Number at 1-800-289-9999 or visit the FINRA Regulation website www.finra.org. Customers can also obtain an investor brochure that includes information describing the FINRA BrokerCheck program by contacting Brokerage Operations 1-888-889-1025.

ACCOUNT ALLOCATION



	Percent	Prior Period	Current Period
Money Markets	0.5 %	\$43,279.70	\$43,279.70
CDs	22.1	\$2,128,735.62	\$2,125,404.37
Municipal Bonds	28.4	\$2,724,944.10	\$2,731,868.40
U.S. Treasury / Agency Sec.	49.0	\$4,685,735.00	\$4,713,559.00
TOTAL	100.0 %	\$9,582,694.42	\$9,614,111.47

Account Allocation shows the percentage that each asset class represents of your total account value. Account Allocation for equities, fixed income, and other categories may include mutual funds and may be net of short positions. NPS has made assumptions concerning how certain mutual funds are allocated. Closed-end mutual funds and Exchange Traded Products (ETPs) listed on an exchange may be included in the equity allocation. The chart may not reflect your actual portfolio allocation. Consult your broker dealer prior to making investment decisions.

Please note that the FDIC insured deposit at Fifth Third Bank under the Fifth Third BD Program is not covered by SIPC. The FDIC insured deposit is eligible for FDIC insurance subject to FDIC coverage limits at the time funds are deposited at Fifth Third Bank. As referenced in the Fifth Third BD Program disclosure document, clients are responsible for monitoring their total assets at Fifth Third Bank to determine the extent of available FDIC coverage.

Fifth Third Securities, Inc.

MN_CEBMLQLMBBKZK_WQ_BBBBB 20220531

Account carried with National Financial Services LLC, Member
NYSE, SIPC

Statement for the Period May 1, 2022 to May 31, 2022

MEDINA CITY SCHOOLS - Corporation
Account Number: [REDACTED]



Account Overview *continued*

MESSAGES AND ALERTS *continued*

Customers wishing to learn more about how an order is routed or executed should notify their investment professional in writing. Pursuant to SEC rules, customers can request details on the identity of the venue to which their orders were routed for execution. A written report will be furnished upon request. To learn more about how your order is routed online, please visit <https://www.53.com/investments>.

Fifth Third Securities reminds you to please promptly report any inaccuracies or discrepancies in your account to Brokerage Operations by calling 1-888-889-1025. Please reconfirm any oral communications in writing to your investment professional to further protect your rights under the Securities Investor Protection Act (SIPA). Visit [53.com/FTSdisclosure](https://www.53.com/FTSdisclosure) to find important disclosures for retail investors, which includes information on the services our firm offers, fees, costs, and conflicts of interest.

Statement for the Period May 1, 2022 to May 31, 2022

MEDINA CITY SCHOOLS - Corporation
Account Number: [REDACTED]



Holdings

NFS-provided cost basis, realized gain (loss) and holding period information may not reflect all adjustments necessary for tax purposes. Please refer to Footnotes and Cost Basis Information at the end of this statement for more information.

For additional information regarding your holdings, please refer to the footnotes at the end of the statement.

Client Investment - Reflects the amount from share purchases, transfers and conversions that have customer or third party provided cost basis. The amount does not reflect all account activity, including, but not limited to shares acquired via certain corporate actions, gifted/inherited, date of death step-up, or dividend reinvestments. The amount may fluctuate over time based on activity within the account due to buying, transferring or converting additional shares or selling all or part of a security. Transfers or conversions that do not have cost basis will not be reflected in the Client Investment amount. The reflected Client Investment amount does not represent your cost basis reported on IRS Form 1099-B, as it is a separate calculation.

CASH AND CASH EQUIVALENTS - 0.45% of Total Account Value

Description	Symbol/Cusip Account Type	Quantity	Price on 05/31/22	Current Market Value	Estimated Annual Income
Money Markets					
FEDERATED HERMES GOVT OBLIGATIONS IS	GOIXX	43,279.7	\$1.00	\$43,279.70	
7 DAY YIELD .65%	CASH				
Dividend Option Cash					
Capital Gain Option Cash					
Total Cash and Cash Equivalents				\$43,279.70	

Statement for the Period May 1, 2022 to May 31, 2022

MEDINA CITY SCHOOLS - Corporation
Account Number: [REDACTED]



HOLDINGS > FIXED INCOME - 99.55% of Total Account Value

For an explanation of fixed income pricing, please see the last page. Redemption schedule(s), bond rating(s), and other information are provided where available. If information does not appear regarding a particular investment, it is not available. The ratings on this statement are provided by Standard & Poor's and/or Moody's to rate the quality based on the respective rating agency's assessment. Ratings information from Standard & Poor's ("S&P") may not be reproduced. S&P credit ratings are statements of opinion and are not statements of fact or recommendations to purchase, hold, or sell securities, nor do they address the suitability of securities for investment purposes, and should not be relied on as investment advice. S&P does not guarantee the accuracy, completeness, timeliness or availability of any information, including ratings, and is not responsible for errors or omissions (negligent or otherwise). S&P gives no express or implied warranties, including but not limited to any warranties of merchantability or fitness for a particular purpose or use. S&P shall not be liable for any direct, indirect, incidental, exemplary, compensatory, punitive, special or consequential damages, costs, expenses, legal fees, or losses (including lost income or profits and opportunity costs) in connection with any use of ratings.

Description	Symbol/Cusip Account Type	Quantity	Estimated Price on 05/31/22	Estimated Current Market Value	Estimated Annual Income	Original/Adjusted Cost Basis	Unrealized Gain (Loss)
CDs							
Certificates of Deposit (CDs), including Market Indexed CDs and Market Linked CDs (collectively, MCDs) are generally shown at estimated market prices based upon a matrix or model pricing method that may not represent the actual price if sold prior to maturity. However, CDs and MCDs may be shown at face value for up to seven calendar days from date of issue if estimated market prices have not been received from a third party pricing vendor. The actual value of CDs and MCDs may be different from their purchase price. CDs and MCDs are subject to interest rate risk. The estimated market price reflected for MCDs may not be based on the actual closing value of the linked market index on the final maturity date and the market value of MCDs may not correspond directly to increases or decreases in the underlying linked market index. You may sell CDs or MCDs in the secondary market subject to market conditions. The secondary market for CDs and MCDs is generally illiquid. If sold prior to maturity, the value of MCDs may be less than the purchase amount or face value. The sale or redemption of any fixed income security prior to maturity may result in a substantial gain or loss, and an early withdrawal penalty may apply. Certain MCDs may only be redeemed on pre-specified liquidation dates and may have call features that allow the issuer to call the MCD prior to maturity. Certain Step Rate CDs are also subject to reinvestment risk if call provisions are exercised by the issuer and if a CD with a comparable rate is not available.							
See sales materials or contact your broker/dealer for additional information.							
WELLS FARGO NATL BK WEST LAS V CD 1.85000% 12/30/2022 FDIC INSURED CPN PMT MONTHLY Next Interest Payable: 06/30/22 Estimated Yield 1.84% Accrued Interest \$24.84 Average Unit Cost \$1.00 Client Investment \$245,000.00 Adjusted Cost Basis	949495AF2 CASH	245,000	\$1.00221	\$245,541.45	\$4,532.50	\$245,000.00	
EVERGREEN BK GROUP ILL CD 1.05000% 04/17/2023 FDIC INSURED CPN PMT MONTHLY Next Interest Payable: 06/15/22 Estimated Yield 1.05% Accrued Interest \$112.48 Average Unit Cost \$1.00 Client Investment \$230,000.00 Adjusted Cost Basis	300185JK2 CASH	230,000	\$0.99244	\$228,261.20	\$2,415.00	\$230,000.00	
FIRST SOURCE BK SOUTH BEND IND CD 1.35000% 08/03/2023 FDIC INSURED CPN PMT MONTHLY Next Interest Payable: 06/03/22	33646CMB7 CASH	217,000	\$0.98955	\$214,732.35	\$2,929.50	\$217,000.00	
						\$245,000.00 D	\$541.45
						\$230,000.00 D	(\$1,738.80)

Fifth Third Securities, Inc.

Account carried with National Financial Services LLC, Member
NYSE, SIPC

MN_CEBMLQLMBBKZKWQ_BBBBBB 20220531

Statement for the Period May 1, 2022 to May 31, 2022

MEDINA CITY SCHOOLS - Corporation
Account Number: [REDACTED]



HOLDINGS > FIXED INCOME *continued*

Description	Symbol/Cusip Account Type	Quantity	Estimated Price on 05/31/22	Estimated Current Market Value	Estimated Annual Income	Original/Adjusted Cost Basis	Unrealized Gain (Loss)
FIRST SOURCE BK SOUTH BEND IND CD	33646CMB7	<i>continued</i>					
Estimated Yield 1.36%							
Accrued Interest \$232.75							
Average Unit Cost \$1.00							
Client Investment \$217,000.00							
Adjusted Cost Basis						\$217,000.00 D	(\$2,267.65)
NEW YORK COMMUNITY BANK CD 0.30000%	649447UHO	249,000	\$0.96701	\$240,785.49	\$747.00	\$249,000.00	
12/11/2023 FDIC INSURED	CASH						
CPN PMT SEMI-ANNUAL							
ON JUN 11, DEC 11							
Next Interest Payable: 06/11/22							
Estimated Yield 0.31%							
Accrued Interest \$352.01							
Average Unit Cost \$1.00							
Client Investment \$249,000.00							
Adjusted Cost Basis						\$249,000.00 D	(\$8,214.51)
MORGAN STANLEY BK N A CD 0.25000%	61765QQ28	249,000	\$0.96587	\$240,501.63	\$622.50	\$249,000.00	
01/08/2024 FDIC INSURED	CASH						
CPN PMT QUARTERLY							
ON OCT 08, JAN 08, APR 08, JUL 08							
Next Interest Payable: 07/08/22							
STEP COUPON							
RESET FREQUENCY TERM MODE							
NEXT RESET 07/08/2022 @ 0.35000							
Estimated Yield 0.25%							
Accrued Interest \$90.39							
Average Unit Cost \$1.00							
Client Investment \$249,000.00							
Adjusted Cost Basis						\$249,000.00 D	(\$8,498.37)
CFBANK FAIRLAWN OH CD 2.80000%	15721UCY3	235,000	\$1.00179	\$235,420.65	\$6,580.00	\$235,000.00	
03/15/2024 FDIC INSURED	CASH						
CPN PMT MONTHLY							
Next Interest Payable: 06/15/22							
Estimated Yield 2.79%							
Accrued Interest \$306.47							
Average Unit Cost \$1.00							
Client Investment \$235,000.00							
Adjusted Cost Basis						\$235,000.00 D	\$420.65

Fifth Third Securities, Inc.

Account carried with National Financial Services LLC, Member
NYSE, SIPC

MN_CEBMLQLMBBKZK_WQ_BBBBB 20220531

Statement for the Period May 1, 2022 to May 31, 2022

MEDINA CITY SCHOOLS - Corporation
Account Number: [REDACTED]



HOLDINGS > FIXED INCOME *continued*

Description	Symbol/Cusip Account Type	Quantity	Estimated Price on 05/31/22	Estimated Current Market Value	Estimated Annual Income	Original/Adjusted Cost Basis	Unrealized Gain (Loss)
FIRST ST BK BUXTON ND CD 2.40000% 05/30/2024 FDIC INSURED CPN PMT MONTHLY Next Interest Payable: 06/30/22 Estimated Yield 2.42% Accrued Interest \$32.22 Average Unit Cost \$1.00 Client Investment \$245,000.00 Adjusted Cost Basis	31860PAL2 CASH	245,000	\$0.9913	\$242,868.50	\$5,880.00	\$245,000.00	
						\$245,000.00 D	(\$2,131.50)
STATE BK REESEVILLE WIS CD 2.25000% 06/28/2024 FDIC INSURED CPN PMT MONTHLY Next Interest Payable: 06/28/22 Estimated Yield 2.27% Accrued Interest \$59.18 Average Unit Cost \$1.00 Client Investment \$240,000.00 Adjusted Cost Basis	856487AX1 CASH	240,000	\$0.98759	\$237,021.60	\$5,400.00	\$240,000.00	
						\$240,000.00 D	(\$2,978.40)
RAYMOND JAMES BK NATL ASSN CD 2.00000% 08/23/2024 FDIC INSURED CPN PMT SEMI-ANNUAL ON FEB 23, AUG 23 Next Interest Payable: 08/23/22 Estimated Yield 2.03% Accrued Interest \$1315.62 Average Unit Cost \$1.00 Client Investment \$245,000.00 Adjusted Cost Basis	75472RAE1 CASH	245,000	\$0.9807	\$240,271.50	\$4,900.00	\$245,000.00	
						\$245,000.00 D	(\$4,728.50)
Total CDs		2,155,000		\$2,125,404.37	\$34,006.50	\$2,155,000.00	(\$29,595.63)
Municipal Bonds							
WASHINGTON OHIO LOC SCH DIST LUCAS CNTY 05.00000% 12/01/2022 FACS CONSTR IMPT GO UNLTD TAX BDS SER. 2020 A OH SCH DST CR ENH PG UNLIMITED GEN OBLIG MOODY'S Aa2 CPN PMT SEMI-ANNUAL	939483FM0 CASH	775,000	\$101.776	\$788,764.00	\$38,750.00	\$835,054.75	

Fifth Third Securities, Inc.

Account carried with National Financial Services LLC. Member
NYSE, SIPC

MN_CEBMLQLMBBKZK WQ_BBBBB 20220531

Statement for the Period May 1, 2022 to May 31, 2022

MEDINA CITY SCHOOLS - Corporation
Account Number: [REDACTED]



HOLDINGS > FIXED INCOME *continued*

Description	Symbol/Cusip Account Type	Quantity	Estimated Price on 05/31/22	Estimated Current Market Value	Estimated Annual Income	Original/Adjusted Cost Basis	Unrealized Gain (Loss)
WASHINGTON OHIO LOC SCH DIST LUCAS CNTY 939483FM0 <i>continued</i>							
ON DEC 01, JUN 01 Next Interest Payable: 06/01/22 Accrued Interest \$19375.00 Average Unit Cost \$101.48 Client Investment \$835,054.75 Adjusted Cost Basis							
						\$786,497.80 D	\$2,266.20
COLUMBUS OHIO ST CMNTY COLLEGE 00.56700% 19954VAJ6 460,000 \$94.409 \$434,281.40 \$2,608.20 \$453,645.40							
12/01/2024 TAXABLE FACS CONSTR IMPT GO CASH UNLTD TAX BDS SER. 2020 B UNLIMITED GEN OBLIG MOODY'S Aa1 /S&P AA CPN PMT SEMI-ANNUAL ON JUN 01, DEC 01 Next Interest Payable: 06/01/22 Accrued Interest \$1304.10 Average Unit Cost \$98.62 Client Investment \$453,645.40 Adjusted Cost Basis							
						\$453,645.40 D	(\$19,364.00)
Unrealized Market Discount Income \$555.19 Q							
CENTERVILLE OHIO CITY SCH DIST 00.81900% 152239JX8 250,000 \$92.742 \$231,855.00 \$2,047.50 \$250,772.50							
12/01/2025 TAXABLE UNLTD TAX GO IMPT REF CASH BDS SER. 2020 UNLIMITED GEN OBLIG MOODY'S Aa1 CPN PMT SEMI-ANNUAL ON DEC 01, JUN 01 Next Interest Payable: 06/01/22 Accrued Interest \$1023.75 Average Unit Cost \$100.24 Client Investment \$250,772.50 Adjusted Cost Basis							
						\$250,594.40 D	(\$18,739.40)
FRANKLIN CNTY OHIO TAXABLE GO LTD TAX 3531727W3 1,400,000 \$91.212 \$1,276,968.00 \$11,900.00 \$1,400,000.00							
00.85000% 06/01/2026 VAR PURP REF BDS CASH SER. 2021 B LIMITED GEN OBLIG MOODY'S Aaa /S&P AAA CPN PMT SEMI-ANNUAL ON DEC 01, JUN 01							

Fifth Third Securities, Inc.

Account carried with National Financial Services LLC, Member
NYSE, SIPC

MN_CEBMLQLMBBKZKWQ_BBBBBB 20220531

Statement for the Period May 1, 2022 to May 31, 2022

MEDINA CITY SCHOOLS - Corporation
Account Number: [REDACTED]



HOLDINGS > FIXED INCOME *continued*

Description	Symbol/Cusip Account Type	Quantity	Estimated Price on 05/31/22	Estimated Current Market Value	Estimated Annual Income	Original/Adjusted Cost Basis	Unrealized Gain (Loss)
FRANKLIN CNTY OHIO TAXABLE GO LTD TAX	3531727W3	<i>continued</i>					
Next Interest Payable: 06/01/22							
Accrued Interest \$5950.00							
Average Unit Cost \$100.00							
Client Investment \$1,400,000.00							
Adjusted Cost Basis						\$1,400,000.00 D	(\$123,032.00)
Total Municipal Bonds		2,885,000		\$2,731,868.40	\$55,305.70	\$2,890,737.60	(\$158,869.20)
U.S. Treasury / Agency Securities							
FEDERAL NATL MTG ASSN NOTE 0.42000%	3135G06E8	275,000	\$94.22	\$259,105.00	\$1,155.00	\$274,835.00	
11/18/2024	CASH						
MOODY'S Aaa /S&P AA+							
CPN PMT SEMI-ANNUAL							
ON MAY 18, NOV 18							
Next Interest Payable: 11/18/22							
CALLABLE ON 11/18/2022 @ 100.0000							
Accrued Interest \$41.71							
Average Unit Cost \$99.94							
Client Investment \$274,835.00							
Adjusted Cost Basis						\$274,835.00 D	(\$15,730.00)
FEDERAL HOME LOAN BA SER HR-9025	3130AQRN5	1,000,000	\$97.798	\$977,980.00	\$11,500.00	\$994,230.00	
1.15000% 02/18/2025	CASH						
MOODY'S Aaa /S&P AA+							
CPN PMT SEMI-ANNUAL							
ON AUG 18, FEB 18							
1ST CPN DTE 08/18/2022							
Next Interest Payable: 08/18/22							
CALLABLE ON 08/18/2022 @ 100.0000							
STEP COUPON							
RESET FREQUENCY TERM MODE							
NEXT RESET 08/18/2023 @ 2.15000							
Accrued Interest \$3290.28							
Average Unit Cost \$99.42							
Client Investment \$994,230.00							
Adjusted Cost Basis						\$994,230.00 D	(\$16,250.00)
FEDERAL FARM CR BKS BOND 0.53000%	3133EMFC1	1,000,000	\$94.15	\$941,500.00	\$5,300.00	\$998,500.00	
07/29/2025	CASH						
MOODY'S Aaa /S&P AA+							

Fifth Third Securities, Inc.

Account carried with National Financial Services LLC, Member
NYSE, SIPC

MN_CEBMLQLMBBKZKWO_BBBBBB 20220531

Statement for the Period May 1, 2022 to May 31, 2022

MEDINA CITY SCHOOLS - Corporation
Account Number: [REDACTED]



HOLDINGS > FIXED INCOME *continued*

Description	Symbol/Cusip Account Type	Quantity	Estimated Price on 05/31/22	Estimated Current Market Value	Estimated Annual Income	Original/Adjusted Cost Basis	Unrealized Gain (Loss)
FEDERAL FARM CR BKS BOND 0.53000% CPN PMT SEMI-ANNUAL ON JAN 29, JUL 29 Next Interest Payable: 07/29/22 CONTINUOUSLY CALLABLE FROM 10/29/2021 CALLABLE ON 06/06/2022 @ 100.0000 Accrued Interest \$1796.11 Average Unit Cost \$99.85 Client Investment \$998,500.00 Adjusted Cost Basis	3133EMFC1	<i>continued</i>				\$998,500.00 D	(\$57,000.00)
FEDERAL FARM CR BKS BOND 0.61000% 08/25/2025 MOODY'S Aaa /S&P AA+ CPN PMT SEMI-ANNUAL ON FEB 25, AUG 25 Next Interest Payable: 08/25/22 CONTINUOUSLY CALLABLE FROM 02/25/2021 CALLABLE ON 06/06/2022 @ 100.0000 Accrued Interest \$1626.67 Average Unit Cost \$100.00 Client Investment \$1,000,000.00 Adjusted Cost Basis	3133EL4W1 CASH	1,000,000	\$92.955	\$929,550.00	\$6,100.00	\$1,000,000.00 D	(\$70,450.00)
FEDERAL HOME LOAN BA SER L7-2026 0.50000% 04/14/2026 MOODY'S Aaa /S&P AA+ CPN PMT SEMI-ANNUAL ON OCT 14, APR 14 Next Interest Payable: 10/14/22 CALLABLE ON 07/14/2022 @ 100.0000 STEP COUPON RESET FREQUENCY TERM MODE NEXT RESET 04/14/2023 Accrued Interest \$652.78 Average Unit Cost \$100.00 Client Investment \$1,000,000.00 Adjusted Cost Basis	3130ALVT8 CASH	1,000,000	\$94.923	\$949,230.00	\$5,000.00	\$1,000,000.00 D	(\$50,770.00)
FEDERAL HOME LOAN BA SER TX-9026 0.65000% 09/30/2026 MOODY'S Aaa /S&P AA+	3130ANZM5 CASH	700,000	\$93.742	\$656,194.00	\$4,550.00	\$698,999.00	

Fifth Third Securities, Inc.

Account carried with National Financial Services LLC, Member
NYSE, SIPC

MN_CEBMLQLMBBKZK_WQ_BBBBB 20220531

Statement for the Period May 1, 2022 to May 31, 2022

MEDINA CITY SCHOOLS - Corporation
Account Number: [REDACTED]



HOLDINGS > FIXED INCOME *continued*

Description	Symbol/Cusip Account Type	Quantity	Estimated Price on 05/31/22	Estimated Current Market Value	Estimated Annual Income	Original/Adjusted Cost Basis	Unrealized Gain (Loss)
FEDERAL HOME LOAN BA SER TX-9026	3130ANZM5	<i>continued</i>					
CPN PMT SEMI-ANNUAL ON MAR 30, SEP 30 Next Interest Payable: 09/30/22 CALLABLE ON 06/30/2022 @ 100.0000 STEP COUPON RESET FREQUENCY TERM MODE NEXT RESET 09/30/2022 @ 0.70000 Accrued Interest \$758.33 Average Unit Cost \$99.86 Client Investment \$698,999.00 Adjusted Cost Basis						\$698,999.00 D	(\$42,805.00)
Total U.S. Treasury / Agency Securities		4,975,000		\$4,713,559.00	\$33,605.00	\$4,966,564.00	(\$253,005.00)
Total Fixed Income		10,015,000		\$9,570,831.77	\$122,917.20	\$10,012,301.60	(\$441,469.83)
Total Fixed Income Client Investment		\$10,061,036.65					
Total Securities				\$9,570,831.77	\$122,917.20	\$10,012,301.60	(\$441,469.83)
TOTAL PORTFOLIO VALUE				\$9,614,111.47	\$122,917.20	\$10,012,301.60	(\$441,469.83)
TOTAL CLIENT INVESTMENT		\$10,061,036.65					

Activity

NFS-provided cost basis, realized gain (loss) and holding period information may not reflect all adjustments necessary for tax purposes. Please refer to Footnotes and Cost Basis Information at the end of this statement for more information.

CORE FUND ACTIVITY

For more information about the operation of your core account, please refer to your Customer Agreement.

Settlement Date	Account Type	Transaction	Description	Quantity	Amount
05/02/22	CASH	YOU BOUGHT	FEDERATED HERMES GOVT OBLIGATIONS IS @ 1	891.36	(\$891.36)

Fifth Third Securities, Inc.

Account carried with National Financial Services LLC, Member
NYSE, SIPC

MN_CEBMLQLMBBKZK WQ_BBBBB 20220531

Statement for the Period May 1, 2022 to May 31, 2022

MEDINA CITY SCHOOLS - Corporation
Account Number: [REDACTED]



CORE FUND ACTIVITY *continued*

Settlement Date	Account Type	Transaction	Description	Quantity	Amount
05/16/22	CASH	YOU BOUGHT	FEDERATED HERMES GOVT OBLIGATIONS IS @ 1	739.31	(\$739.31)
05/18/22	CASH	YOU BOUGHT	FEDERATED HERMES GOVT OBLIGATIONS IS @ 1	577.5	(\$577.50)
05/31/22	CASH	YOU SOLD	FEDERATED HERMES GOVT OBLIGATIONS IS @ 1	(2,208.17)	\$2,208.17
TOTAL CORE FUND ACTIVITY					\$0.00

ACTIVITY > ADDITIONS AND WITHDRAWALS > OTHER ADDITIONS AND WITHDRAWALS

Date	Account Type	Transaction	Description	Quantity	Amount
Other Additions and Withdrawals					
05/31/22	CASH	WIRE TRANS TO BANK	WD66494641 THE HUNTINGTON NATIONAL BANK [REDACTED]		(\$3,507.83)
Total Other Additions and Withdrawals					(\$3,507.83)
TOTAL ADDITIONS AND WITHDRAWALS					(\$3,507.83)

ACTIVITY > INCOME > TAXABLE INCOME

Settlement Date	Account Type	Transaction	Description	Quantity	Amount
Taxable Dividends					
04/29/22	CASH	DIVIDEND RECEIVED	FEDERATED HERMES GOVT OBLIGATIONS IS DIVIDEND RECEIVED		\$7.01
Total Taxable Dividends					\$7.01

Taxable Interest

Fifth Third Securities, Inc.

Account carried with National Financial Services LLC. Member
NYSE, SIPC

MN_CEBMLQLMBBKZK WQ_BBBBB 20220531

Statement for the Period May 1, 2022 to May 31, 2022

MEDINA CITY SCHOOLS - Corporation
Account Number: [REDACTED]



ACTIVITY > INCOME > TAXABLE INCOME *continued*

Settlement Date	Account Type	Transaction	Description	Quantity	Amount
04/30/22	CASH	INTEREST	FIRST ST BK BUXTON ND CD 2.40000% 05/30/2024		\$499.40
04/30/22	CASH	INTEREST	WELLS FARGO NATL BK WEST LAS V CD 1.85000% 12/30/2022		\$384.95
05/15/22	CASH	INTEREST	CFBANK FAIRLAWN OH CD 2.80000% 03/15/2024		\$540.82
05/15/22	CASH	INTEREST	EVERGREEN BK GROUP ILL CD 1.05000% 04/17/2023		\$198.49
05/18/22	CASH	INTEREST	FEDERAL NATL MTG ASSN NOTE 0.42000% 11/18/2024		\$577.50
05/28/22	CASH	INTEREST	STATE BK REESEVILLE WIS CD 2.25000% 06/28/2024		\$443.84
05/30/22	CASH	INTEREST	FIRST ST BK BUXTON ND CD 2.40000% 05/30/2024		\$483.29
05/30/22	CASH	INTEREST	WELLS FARGO NATL BK WEST LAS V CD 1.85000% 12/30/2022		\$372.53
Total Taxable Interest					\$3,500.82
Total Taxable Income					\$3,507.83
TOTAL INCOME					\$3,507.83

Fifth Third Securities, Inc.

MN_CEBMLQLMBBKZKWQ_BBBBB 20220531

Account carried with National Financial Services LLC, Member
NYSE, SIPC



MULTI-BANK SECURITIES, INC.*

1060 Town Center, Suite 2500
Southfield, MI 48075
(800) 967-9045

Member FINRA & SIPC, MSRB Registered.

Brokerage Account Statement

May 1, 2022 - May 31, 2022

Account Number: XXXXXXXXXX

MEDINA CITY SCHOOLS
739 WEYMOUTH RD
MEDINA OH 44256-2037

Portfolio at a Glance

	This Period
BEGINNING ACCOUNT VALUE	\$13,202,618.00
Deposits (Cash & Securities)	248,000.00
Withdrawals (Cash & Securities)	-254,929.57
Dividends, Interest and Other Income	7,627.64
Net Change in Portfolio¹	-3,607.42
ENDING ACCOUNT VALUE	\$13,199,708.65
Estimated Annual Income	\$125,336.50

¹ Net Change in Portfolio is the difference between the ending account value and beginning account value after activity.

Asset Summary

Percent	Asset Type	Last Period	This Period
1%	Cash, Money Funds, and Bank Deposits	547.51	1,245.58
99%	Fixed Income	13,202,070.49	13,198,463.07
100%	Account Total	\$13,202,618.00	\$13,199,708.65

Please review your allocation periodically with your Account Executive.

Client Service Information

Your Account Executive: ATT
ANDREW CARDINALI

Contact Information
E-Mail: customerservice@mbssecurities.com

Client Service Information
Service Hours: Weekdays 09:00 a.m. - 05:00 p.m. (EST)
Client Service Telephone Number: (800) 967-9045
Web Site: WWW.MBSSECURITIES.COM



Your Account Information

INVESTMENT OBJECTIVE

Investment Objective: NONE SPECIFIED

Please discuss your investment objective with your Account Executive.

TAX LOT DEFAULT DISPOSITION METHOD

Default Method for Mutual Funds: First In First Out

Default Method for Stocks in a Dividend Reinvestment Plan: First In First Out

Default Method for all Other Securities: First In First Out

BOND AMORTIZATION ELECTIONS

Amortize premium on taxable bonds based on Constant Yield Method: Yes

Accrual market discount method for all other bond types: Constant Yield Method

Include market discount in income annually: No

ELECTRONIC DELIVERY

Your electronic delivery selections for account communications are listed below:

Electronic Delivery

Enrollment Communication

- ☒ Statements and Reports
- ☒ Trade Confirmations
- ☒ Tax Documents
- ☒ Notifications
- ☒ Prospectus
- ☒ Proxy/Shareholder Communications

You have not enrolled any of the above documents for electronic delivery. Please log in to your account or contact your Account Executive to make any changes to your electronic delivery preferences.

Income and Expense Summary

	Current Period		Year-to-Date	
	Taxable	Non Taxable	Taxable	Non Taxable
Interest Income				
Bond Interest	346.50	0.00	2,083.50	0.00
Other Interest	7,281.14	0.00	40,511.68	0.00
Total Income	\$7,627.64	\$0.00	\$42,595.18	\$0.00

Portfolio Holdings

Description	Quantity	Opening Balance	Closing Balance	Accrued Income	30-Day Yield
CASH, MONEY FUNDS AND BANK DEPOSITS 1.00% of Portfolio					
Cash Balance		\$47.51	\$1,245.58		
TOTAL CASH, MONEY FUNDS AND BANK DEPOSITS		\$547.51	\$1,245.58	\$0.00	

**MBS MULTI-BANK SECURITIES, INC.***

1000 Town Center, Suite 2500
Southfield, MI 48075
(800) 967-9045

Member of FINRA & SIPC; MSRB Registered

May 1, 2022 - May 31, 2022
MEDINA CITY SCHOOLS

Portfolio Holdings (continued)

Description	Quantity	Market Price	Market Value	Accrued Interest	Estimated Annual Income	Estimated Yield
FIXED INCOME 99.00% of Portfolio (In Maturity Date Sequence)						
Certificates of Deposit						
DELTA NATL BK & TR CO NEW YORK NY CTF DEP 1.100% 08/03/22 B/E DTD 03/30/20 ACT/365 Security Identifier: 24773RBM6	91,000.0000	100.0000	91,000.00	167.29	1,001.00	1.10%
CAPITAL ONE NATL ASSN MCLEAN VA CTF DEP 2.050% 08/15/22 DTD 08/14/19 ACT/365 Security Identifier: 14042RMX6	248,000.0000	100.2020	248,500.96	1,476.45	5,084.00	2.04%
LAKELAND BK NFLD N J CTF DEP 1.100% 09/30/22 B/E DTD 03/30/20 ACT/365 1ST CPN DTE 09/30/20 Security Identifier: 511640AX2	248,000.0000	99.9750	247,938.00	455.91	2,728.00	1.10%
SYNOVUS BK COLUMBUS GA CTF DEP 1.400% 10/17/22 B/E DTD 04/17/20 ACT/365 1ST CPN DTE 10/17/20 Security Identifier: 87164DRV4	248,000.0000	100.0670	248,166.16	418.54	3,472.00	1.39%
SALLIE MAE BK SALT LAKE CITY UT CTF DEP 2.650% 01/31/23 DTD 01/31/18 ACT/365 1ST CPN DTE 07/31/18 Security Identifier: 795450J71	246,000.0000	100.7050	247,734.30	2,143.23	6,519.00	2.63%
EAGLEBANK BETHESDA MD CTF DEP 1.650% 03/06/23 DTD 03/06/20 ACT/365 1ST CPN DTE 04/06/20 Security Identifier: 27002YEV4	248,000.0000	99.9490	247,873.52	280.27	4,092.00	1.65%
LIVE OAK BKG CO WILMINGTON N C CTF DEP 1.550% 03/06/23 DTD 03/06/20 ACT/365 Security Identifier: 538036JZ8	100,000.0000	99.8720	99,872.00	127.40	1,550.00	1.55%
BANKUNITED NATL ASSN MIAMI LAKES FL CTF DEP 0.250% 03/20/23 B/E DTD 03/19/21 ACT/365 Security Identifier: 066519QQ5	248,000.0000	98.7740	244,959.52	20.38	620.00	0.25%
MAINSTREET BK FAIRFAX VA CTF DEP ACT/365 0.200% 03/29/23 B/E DTD 03/29/21 ACT/365 Security Identifier: 56065GAL2	248,000.0000	98.6600	244,676.80	2.72	496.00	0.20%
AMERICAN EXPRESS NATL BK BROKERED INTL CTF DEP PROGRAM INSTL CTF DEP 1.450% 03/31/23 B/E DTD 03/31/20 Security Identifier: 02589AB50	248,000.0000	99.6790	247,203.92	600.98	3,596.00	1.45%
BANK LEUMI USA NEW YORK N Y CTF DEP 1.450% 03/31/23 B/E DTD 03/31/20 ACT/365 1ST CPN DTE 09/30/20 Security Identifier: 063248KR8	248,000.0000	99.6790	247,203.92	600.98	3,596.00	1.45%



Portfolio Holdings (continued)

Description	Quantity	Market Price	Market Value	Accrued Interest	Estimated Annual Income	Estimated Yield
FIXED INCOME (continued)						
Certificates of Deposit (continued)						
NORTHSTAR BK BAD AXE MICH CTF DEP 1.150% 03/31/23 B/E DTD 03/31/20 ACT/365 1ST CPN DTE 04/30/20 Security Identifier: 66704MEQO	248,000.0000	99.4330	246,593.84	0.00	2,852.00	1.15%
WEBBANK SALT LAKE CITY UTAH CTF DEP 0.200% 05/01/23 B/E DTD 04/30/21 ACT/365 CALLABLE 06/30/22 Security Identifier: 947547MS1	246,000.0000	98.3740	242,000.04	41.79	492.00	0.20%
M Y SAFRA BK FSB NEW YORK N Y CTF DEP 0.250% 05/26/23 B/E DTD 11/27/20 ACT/365 CALLABLE 11/27/22 Security Identifier: 55406JBL5	248,000.0000	98.1780	243,481.44	6.79	620.00	0.25%
HINGHAM INSTN SVGS MASS CTF DEP 0.200% 06/28/23 B/E DTD 06/28/21 ACT/365 1ST CPN DTE 12/28/21 Security Identifier: 433323EA6	248,000.0000	97.9010	242,794.48	209.27	496.00	0.20%
WEX BK MIDVALE UTAH CTF DEP 0.250% 06/30/23 B/E DTD 06/30/21 ACT/365 1ST CPN DTE 12/30/21 Security Identifier: 92937CKM9	248,000.0000	97.9400	242,891.20	258.19	620.00	0.25%
INDUSTRIAL & COML BK CHINA USA NATL ASSN N Y 0.250% 07/21/23 B/E DTD 07/22/21 ACT/365 Security Identifier: 45581ECL3	246,000.0000	97.7790	240,536.34	217.36	615.00	0.25%
GOLDMAN SACHS BK USA NEW YORK CTF DEP 0.250% 08/07/23 DTD 05/05/21 ACT/365 CALLABLE 06/05/22 Security Identifier: 38149MWB5	246,000.0000	97.6500	240,219.00	43.81	615.00	0.25%
LIVE OAK BKG CO WILMINGTON N C CTF DEP 1.600% 09/06/23 DTD 03/06/20 ACT/365 Security Identifier: 538036KB9	147,000.0000	99.1030	145,681.41	193.32	2,352.00	1.61%
SYNCHRONY BK RETAIL CTF DEP FIDELITY INSTL CTF DEP 0.350% 09/11/23 DTD 09/10/21 ACT/365 Security Identifier: 87165FZV9	248,000.0000	97.5060	241,814.88	195.00	868.00	0.35%
BANK HAPOLIM B M NEW YORK BRH CTF DEP 0.300% 09/14/23 B/E DTD 09/14/20 ACT/365 1ST CPN DTE 03/14/21 Security Identifier: 06251A2E9	246,000.0000	97.4190	239,650.74	157.71	738.00	0.30%
JPMORGAN CHASE BK NA COLUMBUS OHIO CTF DEP 1.400% 09/29/23 B/E DTD 03/31/22 ACT/365 Security Identifier: 48128WWMR3	248,000.0000	98.7290	244,847.92	580.25	3,472.00	1.41%
MORGAN STANLEY BK N A MKT LKD INSTL CTF DEP PROGRAM 1.400% 09/29/23 B/E DTD 03/31/22 ACT/365 Security Identifier: 61773TDC4	248,000.0000	98.7370	244,867.76	580.25	3,472.00	1.41%
BANKWEST INC PIERRE S D CTF DEP 1.250% 10/24/23 B/E DTD 04/24/20 ACT/365 1ST CPN DTE 05/15/20 Security Identifier: 06652CHH7	248,000.0000	98.3980	244,027.04	135.89	3,100.00	1.27%



May 1, 2022 - May 31, 2022
MEDINA CITY SCHOOLS

Portfolio Holdings (continued)

Description	Quantity	Market Price	Market Value	Accrued Interest	Estimated Annual Income	Estimated Yield
FIXED INCOME (continued)						
Certificates of Deposit (continued)						
NEW YORK CMNTY BK WESTBURY NEW YORK CTF DEP 0.300% 11/09/23 B/E DTD 11/09/20 ACT/365 Security Identifier: 649447UE7	248,000.0000	96.9600	240,460.80	44.84	744.00	0.30%
BMW BK NORTH AMER SALT LAKE CITY UTAH CTF DEP 0.350% 01/16/24 DTD 07/16/21 ACT/365 Security Identifier: 05580AA95	246,000.0000	96.4640	237,301.44	318.45	861.00	0.36%
DELTA NATL BK & TR CO NEW YORK NY CTF DEP 1.200% 03/04/24 B/E DTD 03/31/20 ACT/365 Security Identifier: 24773RBN4	141,000.0000	97.4620	137,421.42	282.77	1,692.00	1.23%
THIRD FED SVGS & LN ASSN OF CLEVELAND CTF DEP 0.400% 03/15/24 B/E DTD 09/15/21 ACT/365 Security Identifier: 88413QDC9	245,000.0000	95.9950	235,187.75	206.74	980.00	0.41%
PREFERRED BK LOS ANGELES CALIF CTF DEP 1.100% 03/27/24 DTD 03/27/20 ACT/365 Security Identifier: 740367KG1	227,000.0000	97.1170	220,455.59	27.36	2,497.00	1.13%
SECURITY ST BK FARWELL TEX CTF DEP 0.400% 03/28/24 B/E DTD 03/31/21 ACT/365 CALLABLE 05/31/22 Security Identifier: 81500JBG7	248,000.0000	95.8680	237,752.64	0.00	992.00	0.41%
PACIFIC WESTN BK BEVERLY HILLS CALIF CTF DEP 1.300% 04/16/24 B/E DTD 04/16/20 ACT/365 Security Identifier: 69506YRH4	248,000.0000	97.3360	241,393.28	397.48	3,224.00	1.33%
DISCOVER BK GREENWOOD DEL CTF DEP 2.500% 04/29/24 B/E DTD 04/27/22 ACT/365 Security Identifier: 254673B62	248,000.0000	99.4670	246,678.16	577.53	6,200.00	2.51%
CENTERSTATE BK FLA NA WINTERHAVEN FL CTF DEP 1.050% 04/30/24 B/E DTD 04/30/20 ACT/365 Security Identifier: 15201QDH7	248,000.0000	96.7670	239,982.16	221.16	2,604.00	1.08%
LINCOLN SVGS BK REINBECK IOWA CTF DEP CT/365 0.600% 06/24/24 B/E DTD 06/24/20 ACT/365 Security Identifier: 534732AV4	248,000.0000	95.4630	236,748.24	28.54	1,488.00	0.62%
FIRST KEYSTONE CMNTY BK BERWICK PA CTF DEP 0.600% 06/28/24 B/E DTD 06/30/20 ACT/365 Security Identifier: 32065RAK1	248,000.0000	95.4350	236,678.80	4.08	1,488.00	0.62%

Portfolio Holdings (continued)

Description	Quantity	Market Price	Market Value	Accrued Interest	Estimated Annual Income	Estimated Yield
FIXED INCOME (continued)						
Certificates of Deposit (continued)						
FLAGSTAR BK FSB TROY MICH CTF DEP 0.500% 07/17/24 B/E DTD 07/17/20 ACT/365 1ST CPN DTE 01/17/21 Security Identifier: 33847E3V7	248,000.0000	95.1220	235,902.56	455.23	1,240.00	0.52%
TOYOTA FINL SVGS BK HEND NV CTF DEP 0.600% 08/12/24 B/E DTD 08/12/21 ACT/365 1ST CPN DTE 02/12/22 Security Identifier: 89235MLG4	248,000.0000	95.1430	235,954.64	440.28	1,488.00	0.63%
INSTITUTION FOR SVGS IN NEWBURYPORT & ITS VIC MA CTF DEP 0.700% 10/28/24 B/E DTD 10/28/21 ACT/365 Security Identifier: 45780PB80	249,000.0000	94.8030	236,059.47	14.33	1,743.00	0.73%
MAGNOLIA BK INC KY CTF DEP 0.400% 10/30/24 B/E DTD 10/30/20 ACT/365 CALLABLE 06/30/22 Security Identifier: 559582AK7	247,000.0000	94.0900	232,402.30	2.71	988.00	0.42%
CAPITAL ONE BK USA NATL ASSN GLEN ALLEN VA CTF DEP 0.700% 11/18/24 B/E DTD 11/17/21 ACT/365 Security Identifier: 14042TDV6	246,000.0000	94.6740	232,898.04	66.05	1,722.00	0.73%
COMMERCIAL BK WEST LIBERTY KY CTF DEP 1.100% 03/17/25 DTD 03/17/20 ACT/365 CALLABLE 06/17/22 Security Identifier: 201525AC6	248,000.0000	94.8710	235,280.08	104.64	2,728.00	1.15%
SAFRA NATL BK NEW YORK CTF DEP INSTL CTF DEP 2.000% 03/24/25 B/E DTD 03/23/22 ACT/365 Security Identifier: 78658RHM6	248,000.0000	97.2640	241,214.72	937.64	4,960.00	2.05%
BEAL BK PLANO TEX CTF DEP 2.600% 04/16/25 B/E DTD 04/20/22 ACT/365 1ST CPN DTE 10/20/22 Security Identifier: 07371AN74	246,000.0000	98.8110	243,075.06	718.45	6,396.00	2.63%
ALLY BK SANDY UTAH CTF DEP 2.950% 04/28/25 B/E DTD 04/28/22 ACT/365 CALLABLE 10/28/22 Security Identifier: 02007GQG1	246,000.0000	99.7570	245,402.22	656.11	7,257.00	2.95%
STATE BK INDIA CHICAGO ILL CTF DEP 0.950% 07/10/25 B/E DTD 07/10/20 ACT/365 1ST CPN DTE 01/10/21 Security Identifier: 856283P26	246,000.0000	93.7600	230,649.60	902.79	2,337.00	1.01%
BANK BARODA NEW YORK BRH CTF DEP 0.650% 07/22/25 B/E DTD 07/22/20 ACT/365 1ST CPN DTE 01/22/21 Security Identifier: 06063HMT7	246,000.0000	92.7950	228,275.70	565.13	1,599.00	0.70%
TEXAS EXCHANGE BK SSB CROWLEY CTF DEP 0.850% 11/14/25 B/E DTD 10/08/21 ACT/365 CALLABLE 06/08/22 Security Identifier: 88241TLZ1	248,000.0000	92.6380	229,742.24	132.83	2,108.00	0.91%
MORGAN STANLEY PRIVATE BK NATL ASSN INSTL CTF DEP 3.200% 11/28/25 B/E DTD 05/31/22 ACT/365 Security Identifier: 61768U4L8	248,000.0000	100.3190	248,791.12	0.00	7,936.00	3.18%

May 1, 2022 - May 31, 2022
MEDINA CITY SCHOOLS

Portfolio Holdings (continued)

Description	Quantity	Market Price	Market Value	Accrued Interest	Estimated Annual Income	Estimated Yield
FIXED INCOME (continued)						
Certificates of Deposit (continued)						
TIAA FSB JACKSONVILLE FLA CTF DEP 0.500% 02/12/26 B/E DTD 02/12/21 ACT/365 Security Identifier: 8727OLDL4	246,000.0000	90.8970	223,606.62	363.95	1,230.00	0.55%
Total Certificates of Deposit	11,591,000.0000		\$11,283,849.84	\$16,382.87	\$119,568.00	
U.S. Government Bonds						
FEDERAL FARM CR BKS CONS SYSTEMWIDE BDS 0.140% 05/18/23 B/E DTD 05/18/21 CALLABLE 06/05/22 @ 100.000 Moody Rating Aaa S & P Rating AA+ Security Identifier: 3133EMZPO	495,000.0000	98.1570	485,877.15	25.03	693.00	0.14%
FEDERAL AGRIC MTG CORP MEDIUM TERM NTS FED 0.260% 09/29/23 B/E DTD 09/29/20 CALLABLE 06/29/22 Security Identifier: 31422BW97	740,000.0000	97.4520	721,144.80	331.36	1,924.00	0.26%
FEDERAL HOME LN MTG CORP MEDIUM TERM NTS FED 0.300% 12/29/23 B/E DTD 09/29/20 CALLABLE 06/29/22 Moody Rating Aaa Security Identifier: 3134GWY2	248,000.0000	96.7400	239,915.20	314.13	744.00	0.31%
FEDERAL HOME LN BKS CONS BD 0.350% 04/23/24 B/E DTD 06/23/21 CALLABLE 06/23/22 @ 100.000 Moody Rating Aaa S & P Rating AA+ Security Identifier: 3130AMQQ8	245,000.0000	96.3840	236,140.80	376.35	857.50	0.36%
FEDERAL HOME LN MTG CORP MEDIUM TERM NTS FED 0.625% 09/15/25 B/E DTD 09/15/20 CALLABLE 09/15/22 Moody Rating Aaa Security Identifier: 3134GWB70	248,000.0000	93.3610	231,535.28	327.22	1,550.00	0.66%
Total U.S. Government Bonds	1,976,000.0000		\$1,914,613.23	\$1,374.09	\$5,768.50	
TOTAL FIXED INCOME	13,567,000.0000		\$13,198,463.07	\$17,756.96	\$125,336.50	
			Market Value	Accrued Interest	Estimated Annual Income	
Total Portfolio Holdings			\$13,199,708.65	\$17,756.96	\$125,336.50	

Portfolio Holdings Disclosures

Pricing

This section includes the net market value of the securities in your account on a settlement date basis, including short positions, at the close of the statement period. The market prices, unless otherwise noted, have been obtained from independent vendor services, which we believe to be reliable. In some cases the pricing vendor may provide prices quoted by a single broker or market maker. Market prices do not constitute a bid or an offer, and may differ from the actual sale price. Securities for which a price is not available are marked "N/A" and are omitted from the Total.

THE AS OF PRICE DATE ONLY APPEARS WHEN THE PRICE DATE DOES NOT EQUAL THE STATEMENT DATE.

Estimated Annual Figures

The estimated annual income (EAI) and estimated annual yield (EAY) figures are estimates and for informational purposes only. These figures are not considered to be a forecast or guarantee of future results. These figures are computed using information from providers believed to be reliable; however, no assurance can be made as to the accuracy. Since interest and dividend rates are subject to change at any time, and may be affected by current and future economic, political, and business conditions, they should not be relied on for making investment, trading, or tax decisions. These figures assume that the position quantities, interest and dividend rates, and prices remain constant. A capital gain or return of principal may be included in the figures for certain securities, thereby overstating them. Refer to www.pershing.com/disclosures for specific details as to formulas used to calculate the figures. Accrued interest represents interest earned but not yet received.

Reinvestment

The dollar amount of Mutual Fund distributions, Money Market Fund dividend income, Bank Deposit interest income, or dividends for other securities shown on your statement may have been reinvested. You will not receive confirmation of these reinvestments. Upon written request to your financial institution, information pertaining to these transactions, including the time of execution and the name of the person from whom your security was purchased, may be obtained. In dividend reinvestment transactions, Pershing acts as your agent and receives payment for order flow.

Option Disclosure

Information with respect to commissions and other charges incurred in connection with the execution of option transactions has been included in confirmations previously furnished to you. A summary of this information is available to you promptly upon your written request directed to your introducing firm. In order to assist your introducing firm in maintaining current background and financial information concerning your option accounts, please promptly advise them in writing of any material change in your investment objectives or financial situation. Expiring options which are valuable are exercised automatically pursuant to the exercise by exception procedure of the Options Clearing Corporation. Additional information regarding this procedure is available upon written request to your introducing firm.

Certificates of Deposit

Certificates of Deposit acquired through the Certificate of Deposit Account Registry Service ("CDARS") and held in your brokerage account are subject to Securities Investor Protection Corporation (SIPC) coverage. Please see additional information about SIPC under Important Information and Disclosures on this statement.

Please be advised that the secondary market for CDs is generally illiquid; the actual value of CDs may be different from their purchase price; and a significant loss of principal could result if your CDs are sold prior to maturity. In the event that the CDs listed above do not indicate a market valuation, an accurate market value could not be determined. In the event that a price is listed above for your CDs, Pershing has obtained a price from sources deemed to be reliable or has priced your CDs using a matrix formula. Prices are estimates and the actual value you may obtain for your CD may be different if you elect to sell your CD in the secondary market.

Foreign Currency Transactions

Pershing will execute foreign currency transactions as principal for your account. Pershing may automatically convert foreign currency to or from U.S. dollars for dividends and similar corporate action transactions unless you instruct your financial organization otherwise. Pershing's currency conversion rate will not exceed the highest interbank conversion rate identified from customary banking sources on the conversion date or the prior business day, increased by up to 1%, unless a particular rate is required by applicable law. Your financial organization may also increase the currency conversion rate. This conversion rate may differ from rates in effect on the date you executed a transaction, incurred a charge, or received a credit. Transactions converted by agents (such as depositories) will be billed at the rates such agents use.

Proxy Vote

Securities not fully paid for in your margin account may be lent by Pershing to itself or others in accordance with the terms outlined in the Margin Agreement. The right to vote your

**MBS MULTI-BANK SECURITIES, INC.***1000 Town Center, Suite 2500
Southfield, MI 48075
(800) 967-9045

Member of FINRA & SIPC; MSRB Registered

May 1, 2022 - May 31, 2022
MEDINA CITY SCHOOLS**Portfolio Holdings Disclosures (continued)****Proxy Vote (continued)**

shares held on margin may be reduced by the amount of shares on loan. The Proxy Voting Instruction Form sent to you may reflect a smaller number of shares entitled to vote than the number of shares in your margin account.

Ratings

This statement may contain credit rating information obtained from Standard & Poor's. Reproducing and distributing any information received from Standard & Poor's is not permitted without prior written authorization from Standard & Poor's. Standard & Poor's does not guarantee the accuracy, completeness, timeliness or availability of any information. Standard & Poor's is not responsible for any errors or omissions, regardless of the cause, or for the results of using such content. Standard & Poor's makes no express or implied warranties including warranties of merchantability or fitness for a particular purpose. Standard & Poor's shall not be legally responsible for any fees, costs, expenses or losses in connection with the use of their content. Credit ratings are opinions and not statements of facts; are not recommendations to purchase, hold or sell securities; and do not address suitability for investment purpose. Credit ratings should not be relied upon as investment advice.

Activity Summary (All amounts shown are in base currency)

	Credits This Period	Debits This Period	Net This Period	Credits Year-to-Date	Debits Year-to-Date	Net Year-to-Date
Securities						
Securities Bought	0.00	-248,000.00	-248,000.00	0.00	-1,732,000.00	-1,732,000.00
Total Securities	\$0.00	-\$248,000.00	-\$248,000.00	\$0.00	-\$1,732,000.00	-\$1,732,000.00
Dividends and Interest	\$7,627.64	\$0.00	\$7,627.64	\$42,595.18	\$0.00	\$42,595.18
Distributions	\$248,000.00	\$0.00	\$248,000.00	\$744,000.00	\$0.00	\$744,000.00
Cash						
Withdrawals	0.00	-254,929.57	-254,929.57	0.00	-786,007.51	-786,007.51
Deposits	248,000.00	0.00	248,000.00	1,732,000.00	0.00	1,732,000.00
Total Cash	\$248,000.00	-\$254,929.57	-\$6,929.57	\$1,732,000.00	-\$786,007.51	\$945,992.49
Totals	\$503,627.64	-\$502,929.57	\$698.07	\$2,518,595.18	-\$2,518,007.51	\$587.67



Transactions by Type of Activity

Process/ Settlement Date	Trade/ Transaction Date	Activity Type	Description	Quantity	Price	Accrued Interest	Amount	Currency
Securities Bought and Sold								
05/31/22	05/16/22	PURCHASED 61768U4L8	MORGAN STANLEY PRIVATE BK NATL ASSN INSTL CTF DEP 3.200% 11/28/25 B/E DTD 05/31/22 CLB YLD 3.200 TO PAR	248,000.0000	100.0000		-248,000.00	USD
Total Securities Bought and Sold						\$0.00	-\$248,000.00	USD
Dividends and Interest								
05/02/22		BOND INTEREST RECEIVED 15201QDH7	248000 CENTERSTATE BK FLA NA WINTERHAVEN FL CTF DEP 1.050% 04/30/24 B/E DTD 04/30/20 RD 04/29 PD 04/30/22				1,298.43	USD
05/02/22		BOND INTEREST RECEIVED 32065RAK1	248000 FIRST KEYSTONE CMNTY BK BERWICK PA CTF DEP 0.600% 06/28/24 B/E DTD 06/30/20 CLB RD 04/29 PD 04/30/22				126.38	USD
05/02/22		BOND INTEREST RECEIVED 538036JZ8	100000 LIVE OAK BKG CO WILMINGTON N C CTF DEP 1.550% 03/06/23 DTD 03/06/20 RD 04/30 PD 05/01/22				127.40	USD
05/02/22		BOND INTEREST RECEIVED 538036KB9	147000 LIVE OAK BKG CO WILMINGTON N C CTF DEP 1.600% 09/06/23 DTD 03/06/20 RD 04/30 PD 05/01/22				193.32	USD
05/02/22		BOND INTEREST RECEIVED 559582AK7	247000 MAGNOLIA BK INC KY CTF DEP 0.400% 10/30/24 B/E DTD 10/30/20 CLB RD 04/29 PD 04/30/22				83.91	USD
05/02/22		BOND INTEREST RECEIVED 66704MEQ0	248000 NORTHSTAR BK BAD AXE MICH CTF DEP 1.150% 03/31/23 B/E DTD 03/31/20 RD 04/29 PD 04/30/22				234.41	USD
05/02/22		BOND INTEREST RECEIVED 81500JBG7	248000 SECURITY ST BK FARWELL TEX CTF DEP 0.400% 03/28/24 B/E DTD 03/31/21 CLB RD 04/29 PD 04/30/22				81.53	USD
05/02/22		BOND INTEREST RECEIVED 947547MS1	246000 WEBBANK SALT LAKE CITY UTAH CTF DEP 0.200% 05/01/23 B/E DTD 04/30/21 CLB RD 04/29 PD 04/30/22				243.98	USD
05/05/22		BOND INTEREST RECEIVED 38149MWB5	246000 GOLDMAN SACHS BK USA NEW YORK CTF DEP 0.250% 08/07/23 DTD 05/05/21 CLB RD 05/04 PD 05/05/22				50.55	USD
05/06/22		BOND INTEREST RECEIVED 27002YEV4	248000 EAGLEBANK BETHESDA MD CTF DEP 1.650% 03/06/23 DTD 03/06/20 RD 05/05 PD 05/06/22				336.33	USD
05/06/22		BOND INTEREST RECEIVED 72345SKR1	248000 PINNACLE BK NASHVILLE TENN CTF DEP ACT/365 1.000% 05/06/22 B/E DTD 05/06/20 RD 05/05 PD 05/06/22				1,229.81	USD
05/09/22		BOND INTEREST RECEIVED 649447UE7	248000 NEW YORK CMNTY BK WESTBURY NEW YORK CTF DEP 0.300% 11/09/23 B/E DTD 11/09/20 RD 05/08 PD 05/09/22				368.94	USD

**MBS MULTI-BANK SECURITIES, INC.***

1000 Town Center, Suite 2500
Southfield, MI 48075
(800) 967-9045

Member of FINRA & SIPC; MSRB Registered.

May 1, 2022 - May 31, 2022
MEDINA CITY SCHOOLS

Transactions by Type of Activity (continued)

Process/ Settlement Date	Trade/ Transaction Date	Activity Type	Description	Quantity	Price	Accrued Interest	Amount	Currency
Dividends and Interest (continued)								
05/09/22		BOND INTEREST RECEIVED 88241TLZ1	248000 TEXAS EXCHANGE BK SSB CROWLEY CTF DEP 0.850% 11/14/25 B/E DTD 10/08/21 CLB RD 05/07 PD 05/08/22				173.26	USD
05/16/22		BOND INTEREST RECEIVED 06652CHH7	248000 BANKWEST INC PIERRE S D CTF DEP 1.250% 10/24/23 B/E DTD 04/24/20 RD 05/14 PD 05/15/22				254.80	USD
05/17/22		BOND INTEREST RECEIVED 14042TDV6	246000 CAPITAL ONE BK USA NATL ASSN GLEN ALLEN VA CTF DEP 0.700% 11/18/24 B/E DTD 11/17/21 RD 05/16 PD 05/17/22				853.92	USD
05/17/22		BOND INTEREST RECEIVED 201525AC6	248000 COMMERCIAL BK WEST LIBERTY KY CTF DEP 1.100% 03/17/25 DTD 03/17/20 CLB RD 05/16 PD 05/17/22				224.22	USD
05/18/22		BOND INTEREST RECEIVED 3133EMZPO	495000 FEDERAL FARM CR BKS CONS SYSTEMWIDE BDS 0.140% 05/18/23 B/E DTD 05/18/21 CLB RD 05/17 PD 05/18/22				346.50	USD
05/19/22		BOND INTEREST RECEIVED 066519QQ5	248000 BANKUNITED NATL ASSN MIAMI LAKES FL CTF DEP 0.250% 03/20/23 B/E DTD 03/19/21 CLB RD 05/18 PD 05/19/22				50.96	USD
05/24/22		BOND INTEREST RECEIVED 534732AV4	248000 LINCOLN SVGS BK REINBECK IOWA CTF DEP CT/365 0.600% 06/24/24 B/E DTD 06/24/20 CLB RD 05/23 PD 05/24/22				122.30	USD
05/27/22		BOND INTEREST RECEIVED 55406JBL5	248000 M Y SAFRA BK FSB NEW YORK N Y CTF DEP 0.250% 05/26/23 B/E DTD 11/27/20 CLB RD 05/26 PD 05/27/22				307.45	USD
05/27/22		BOND INTEREST RECEIVED 740367KG1	227000 PREFERRED BK LOS ANGELES CALIF CTF DEP 1.100% 03/27/24 DTD 03/27/20 RD 05/26 PD 05/27/22				205.23	USD
05/31/22		BOND INTEREST RECEIVED 32065RAK1	248000 FIRST KEYSTONE CMNTY BK BERWICK PA CTF DEP 0.600% 06/28/24 B/E DTD 06/30/20 CLB RD 05/29 PD 05/30/22				122.30	USD
05/31/22		BOND INTEREST RECEIVED 45780PBBO	249000 INSTITUTION FOR SVGS IN NEWBURYPORT & ITS VIC MA CTF DEP 0.700% 10/28/24 B/E DTD 10/28/21 CLB RD 05/27 PD 05/28/22				143.26	USD



Transactions by Type of Activity (continued)

Process/ Settlement Date	Trade/ Transaction Date	Activity Type	Description	Quantity	Price	Accrued Interest	Amount	Currency
Dividends and Interest (continued)								
05/31/22		BOND INTEREST RECEIVED 559582AK7	247000 MAGNOLIA BK INC KY CTF DEP 0.400% 10/30/24 B/E DTD 10/30/20 CLB RD 05/29 PD 05/30/22				81.21	USD
05/31/22		BOND INTEREST RECEIVED 56065GAL2	248000 MAINSTREET BK FAIRFAX VA CTF DEP ACT/365 0.200% 03/29/23 B/E DTD 03/29/21 RD 05/28 PD 05/29/22				40.77	USD
05/31/22		BOND INTEREST RECEIVED 66704MEQ0	248000 NORTHSTAR BK BAD AXE MICH CTF DEP 1.150% 03/31/23 B/E DTD 03/31/20 RD 05/30 PD 05/31/22				242.22	USD
05/31/22		BOND INTEREST RECEIVED 81500JBG7	248000 SECURITY ST BK FARWELL TEX CTF DEP 0.400% 03/28/24 B/E DTD 03/31/21 CLB RD 05/29 PD 05/30/22				84.25	USD
Total Dividends and Interest						\$0.00	\$7,627.64	USD
Distributions								
05/06/22		SECURITY REDEEMED 72345SKR1	PINNACLE BK NASHVILLE TENN CTF DEP ACT/365 1.000% 05/06/22 B/E DTD 05/06/20 ACCOUNT REDEMPTION	-248,000.0000			248,000.00	USD
Total Distributions						\$0.00	\$248,000.00	USD
Cash Withdrawals and Deposits								
05/04/22		ELECTRONIC TRANSACTION USD999997	SEND TO BANK FOR ACH ACH [REDACTED] BANK				-2,917.98	USD
05/06/22		ELECTRONIC TRANSACTION USD999997	SEND TO BANK FOR ACH ACH [REDACTED] BANK				-248,000.00	USD
05/24/22		ELECTRONIC TRANSACTION USD999997	SEND TO BANK FOR ACH ACH [REDACTED] BANK				-4,011.59	USD
05/31/22		ELECTRONIC DEPOSIT USD999997	RECV FR BANK FOR ACH ACH [REDACTED] BANK				248,000.00	USD
Total Cash Withdrawals and Deposits						\$0.00	-\$6,929.57	USD
Total Value of Transactions						\$0.00	\$698.07	USD

The price and quantity displayed may have been rounded.

May 1, 2022 - May 31, 2022
MEDINA CITY SCHOOLS

Fixed Income Analysis

Bond Quality

Bond Quality	Market Value	% of Bond Market Value	Percent of Fixed Income
AAA	1,193,468.43	9%	
Not Rated	12,004,994.64	91%	
Total	13,198,463.07	100%	

Bond Maturity Schedule



Percentages of bond market values are rounded to the nearest whole percentage.

Bond quality ratings reflect Moody's or Standard and Poor's ratings. Bonds may be rated by other services. Bonds that are in default are not included. Please refer to your Portfolio Holdings section.

Trades Not Settled

Settlement Date	Trade Date	Activity Type	Description	Quantity	Price	Accrued Interest	Settlement Amount
06/02/22	05/27/22	Buy	BARCLAYS BK DEL RETAIL CTF DEP 3.050% 06/02/25 B/E DTD 06/02/22 YLD 3.050 TO MAT	248,000.000	100.0000	0.00	-248,000.00

Total Amount of Trades Not Settled **-\$248,000.00**

Messages

Although a money market mutual fund (money fund) seeks to preserve the value of your investment at \$1 per share, it is possible to lose money by investing in a money fund. Shares of a money fund or the balance of a bank deposit product held in your brokerage account may be liquidated upon request with the proceeds credited to your brokerage account. Please see the money fund's prospectus or the bank deposit product's disclosure document or contact your advisor for additional information. Pursuant to SEC Rule 10b-10(b)(1) confirmations are not sent for purchases into money funds processed on the sweep platform. Pursuant to applicable regulation, account statements will be produced monthly or quarterly. Please note, DWS money funds will no longer be available as sweep options to new clients effective May 9, 2022.

eDelivery

Going digital is more important than ever before, and the benefits of electronic delivery--speed, convenience and safety--are clear. We offer eDelivery for account statements, prospectus documents, proxy or shareholder communications, tax documents, trade confirmations and more.

Messages (continued)

To enroll, log in to your brokerage account and look for the one-click eDelivery pop-up or simply select 'Go Paperless' at the top of any page and follow the on-screen prompts for set-up. Enrollment can be activated as quickly as the day you register, and you will be notified when documents are available in an online, password-protected portal.

Contact your financial professional if you have any questions about any of our efficient digital tools.

Please be advised that beginning March 1, 2022, Pershing will be implementing a change to client accounts governed by a margin agreement. Under the new process, eligible settled long positions will be maintained in a client's margin account type. Accounts that are not governed by a margin agreement will not be affected by this change.

Please contact your financial organization if you wish to learn more about this change.

Cash Not Yet Received

Security	Record Date	Payable Date	Quantity Held	Rate	Dividend Option	Amount of Payment
Interest						
LIVE OAK BKG CO WILMINGTON N C CTF DEP	05/31/22	06/01/22	100,000,000	1.316440	Cash	131.64
LIVE OAK BKG CO WILMINGTON N C CTF DEP	05/31/22	06/01/22	147,000,000	1.358900	Cash	199.76
Total Cash Not Yet Received						\$331.40

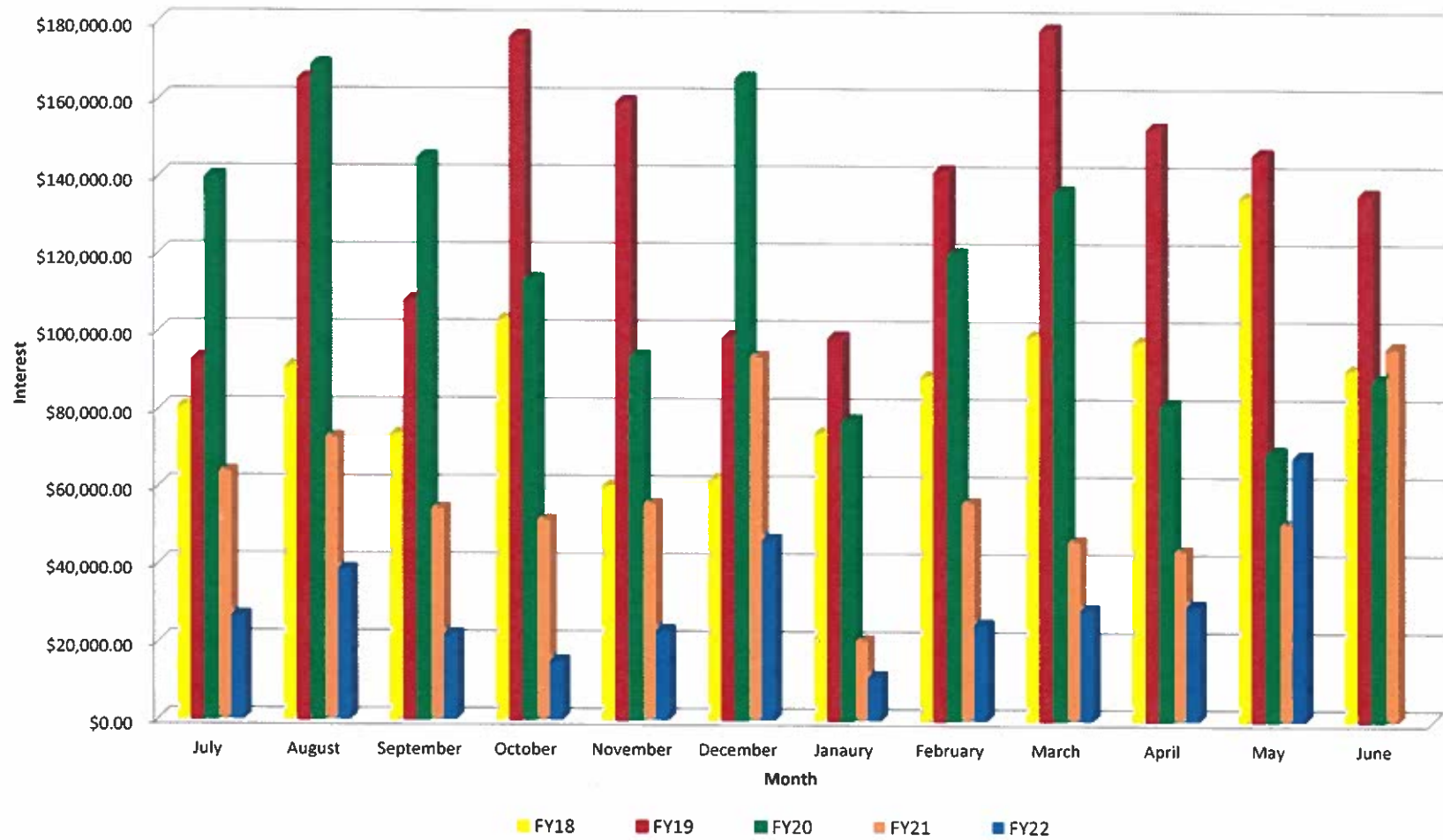
Assets shown here are not reflected in your account. This information has been received from sources we believe to be reliable. Pershing does not guarantee the accuracy of the information.

Important Information and Disclosures

The Role of Pershing

- Pershing carries your account as clearing broker pursuant to a clearing agreement with your financial institution. Pershing may accept from your financial institution without inquiry or investigation (i) orders for the purchase and sale of securities and other property and (ii) any other instructions concerning your account. Pershing is not responsible or liable for any acts or omissions of your financial institution or its employees and it does not supervise them. Pershing provides no investment advice nor does it assess the suitability of any transaction or order. Pershing acts as the agent of your financial institution and you agree that you will not hold Pershing or any person controlling or under common control with it liable for any investment losses incurred by you.
- Pershing performs several key functions at the direction of your financial institution. It acts as custodian for funds and securities you may deposit with it directly or through your financial institution or that it receives as the result of securities transactions it processes.
- Your financial institution is responsible for adherence to the securities laws, regulations and rules which apply to it regarding its own operations and the supervision of your account, its sales representatives and other personnel. Your financial institution is also responsible for approving the opening of accounts and obtaining account documents; the acceptance and, in certain instances, execution of securities orders; the assessment of the suitability of those transactions, where applicable; the rendering of investment advice, if any, to you and in general, for the ongoing relationship that it has with you.
- Inquiries concerning the positions and balances in your account may be directed to the Pershing Customer Service Department at (201) 413-3333. All other inquiries regarding your account or activity should be directed to your financial institution. Your financial organization's contact information can be found on the first page of this statement.
- For a description of other functions performed by Pershing please consult the Disclosure Statement provided to you upon the opening of your account. This notice is not meant

Total Monthly Interest Earnings



EFINANCEPLUS
 DATE: 06/13/2022
 TIME: 15:35:19
 SELECTION CRITERIA : ALL

MEDINA CITY SCHOOLS
 OH Cash Position Report

PAGE NUMBER: 1

ACCOUNTING PERIOD : 11/22

FUND	SCC	DESCRIPTION	BEGIN BALANCE	MTD RECEIPTS	FYTD RECEIPTS	MTD EXPENDITURES	FYTD EXPENDITURES	CURRENT FUND BALANCE	CURRENT ENCUMBRANCE	UNENCUMBERED FUND BALANCE
001	0000	GENERAL FUND	30,154,351.08	1,179,727.90	70,907,683.15	5,523,467.79	67,629,442.57	33,432,591.66	1,487,540.36	31,945,051.30
001	0950	GENERAL FUND - CHROME	0.00	5,755.00	125,866.58	0.00	0.00	125,866.58	0.00	125,866.58
001	2000		0.00	24,485.81	179,013.11	0.00	0.00	179,013.11	0.00	179,013.11
Total For Fund 001:			30,154,351.08	1,209,968.71	71,212,562.84	5,523,467.79	67,629,442.57	33,737,471.35	1,487,540.36	32,249,930.99
002	9000	BOND RETIRE - ELEM/HIGH	3,561,305.29	0.00	4,333,753.73	0.00	3,735,459.62	4,159,599.40	495,518.25	3,664,081.15
002	9012	SALES TAX - COPS	0.00	0.00	1,321,943.75	404,568.75	1,726,512.50	-404,568.75	1,250.00	-405,818.75
002	9014	ENERGY & TRANSP NOTES	0.00	0.00	339,212.52	0.00	343,887.50	-4,674.98	0.00	-4,674.98
Total For Fund 002:			3,561,305.29	0.00	5,994,910.00	404,568.75	5,805,859.62	3,750,355.67	496,768.25	3,253,587.42
003	0000	PERMANENT IMPROVEMENT	185,994.61	5,000.00	55,000.00	0.00	0.00	240,994.61	0.00	240,994.61
003	9000	PERMANENT IMPROVEMENT	13,601.14	0.00	0.00	0.00	0.00	13,601.14	0.00	13,601.14
003	9001	REC CENTER-PERMANENT IMP	237,578.90	0.00	100,072.60	52,335.00	131,256.70	206,394.80	100,866.54	105,528.26
Total For Fund 003:			437,174.65	5,000.00	155,072.60	52,335.00	131,256.70	460,990.55	100,866.54	360,124.01
006	0000	LUNCHROOM FUND	54,793.54	39,358.53	386,348.97	105,628.17	1,396,835.58	-955,693.07	17,773.13	-973,466.20
006	9006	FEDERAL FUNDS	0.00	540,262.69	3,352,116.54	149,182.94	1,216,690.93	2,135,425.61	172,290.99	1,963,134.62

EFINANCEPLUS
DATE: 06/13/2022
TIME: 15:35:19
SELECTION CRITERIA : ALL

MEDINA CITY SCHOOLS
OH Cash Position Report

PAGE NUMBER: 2

ACCOUNTING PERIOD : 11/22

FUND	SCC	DESCRIPTION BEGIN BALANCE	MTD RECEIPTS	FYTD RECEIPTS	MTD EXPENDITURES	FYTD EXPENDITURES	CURRENT FUND BALANCE	CURRENT ENCUMBRANCE	UNENCUMBERED FUND BALANCE
006	9022	P-EBT ADMINISTRATIVE FUND 0.00	0.00	3,063.00	0.00	0.00	3,063.00	0.00	3,063.00
<hr/>									
Total For Fund	006:	54,793.54	579,621.22	3,741,528.51	254,811.11	2,613,526.51	1,182,795.54	190,064.12	992,731.42
007	9004	COLLINS SCH/POST-GRADUATE 1,004.45	44.71	18,129.64	0.00	0.00	19,134.09	20,000.00	-865.91
007	9022	0.00	28.32	12,111.80	0.00	0.00	12,111.80	0.00	12,111.80
007	9110	ART TRUST - GARFIELD 11,304.69	26.68	111.99	0.00	0.00	11,416.68	0.00	11,416.68
007	9111	CHARLES STANGEL SCH 12.75	0.02	500.50	1,000.00	1,000.00	-486.75	0.00	-486.75
007	9333	RIOS STUDENT LEADER SCH 26,523.67	62.59	262.71	0.00	0.00	26,786.38	6,000.00	20,786.38
007	9901	BIXLER SCHOLARSHIP FUND 125.00	0.30	1.16	0.00	0.00	126.16	0.00	126.16
<hr/>									
Total For Fund	007:	38,970.56	162.62	31,117.80	1,000.00	1,000.00	69,088.36	26,000.00	43,088.36
008	9002	KANEHL MUSIC TRUST 29,031.43	68.51	287.53	0.00	0.00	29,318.96	250.00	29,068.96
008	9003	RICHARD HOFFMAN COLLINS 772,391.85	0.00	0.00	0.00	0.00	772,391.85	50,000.00	722,391.85
008	9112	ELAINE BUSHMAN FUND 19,547.27	46.13	193.60	0.00	0.00	19,740.87	500.00	19,240.87
<hr/>									
Total For Fund	008:	820,970.55	114.64	481.13	0.00	0.00	821,451.68	50,750.00	770,701.68
009	9000	STAR 601.20	161.70	24,303.20	0.00	0.00	24,904.40	24,742.70	161.70

EFINANCEPLUS
DATE: 06/13/2022
TIME: 15:35:19
SELECTION CRITERIA : ALL

MEDINA CITY SCHOOLS
OH Cash Position Report

PAGE NUMBER: 3

ACCOUNTING PERIOD : 11/22

FUND	SCC	DESCRIPTION	MTD RECEIPTS	FYTD RECEIPTS	MTD EXPENDITURES	FYTD EXPENDITURES	CURRENT FUND BALANCE	CURRENT ENCUMBRANCE	UNENCUMBERED FUND BALANCE
009	9110	UNIFORM SUPPLIES GA 5,580.80	492.00	4,238.35	217.32	6,237.37	3,581.78	339.83	3,241.95
009	9120	UNIFORM SUPPLIES - CN 11,585.62	1,144.00	10,605.10	391.33	7,794.82	14,395.90	5,000.00	9,395.90
009	9130	UNIFORM SUPPLIES - FN 6,676.73	434.00	10,233.15	194.74	10,622.25	6,287.63	5,392.80	894.83
009	9140	UNIFORM SUPPLIES - HE 11,078.66	222.80	9,972.80	37.00	7,566.63	13,484.83	5,459.66	8,025.17
009	9160	UNIFORM SUPPLIES - BL 3,512.47	285.00	12,472.60	524.36	11,147.57	4,837.50	6,593.78	-1,756.28
009	9170	UNIFORM SUPPLIES - WA 23,755.64	268.00	14,013.00	46.11	13,570.81	24,197.83	6,800.00	17,397.83
009	9180	UNIFORM SUPPLIES - NO 6,843.94	729.00	12,940.40	34.64	9,546.37	10,237.97	5,670.72	4,567.25
009	9200	UNIFORM SUPPLIES - CL 20,471.40	727.75	24,220.15	2,220.97	24,726.22	19,965.33	942.79	19,022.54
009	9210	UNIFORM SUPPLIES - RT 2,910.42	1,749.50	23,135.85	1,590.90	19,506.19	6,540.08	1,674.66	4,865.42
009	9300	UNIFORM SUPPLIES - HS 16,369.65	3,335.40	150,019.19	56,278.57	117,642.94	48,745.90	12,207.09	36,538.81
009	9304	AVIATION/PHOTOGRAPHY 3.87	0.00	0.00	0.00	0.00	3.87	0.00	3.87
<hr/>									
Total For Fund	009:	109,390.40	9,549.15	296,153.79	61,535.94	228,361.17	177,183.02	74,824.03	102,358.99
<hr/>									
014	9016	MEDINA CNTY JUV DET CNTR 88,161.99	16,950.00	148,315.48	25,091.89	276,228.32	-39,750.85	0.00	-39,750.85
014	9116	EVOLVE 653,227.29	125,565.20	936,461.60	67,673.89	847,671.39	742,017.50	44,293.75	697,723.75
<hr/>									
Total For Fund	014:	741,389.28	142,515.20	1,084,777.08	92,765.78	1,123,899.71	702,266.65	44,293.75	657,972.90
<hr/>									
016	0000	EMERGENCY LEVY 20,800,938.74	0.00	7,118,075.15	718,838.61	8,507,637.19	19,411,376.70	263,010.57	19,148,366.13

EFINANCEPLUS
 DATE: 06/13/2022
 TIME: 15:35:19
 SELECTION CRITERIA : ALL

MEDINA CITY SCHOOLS
 OH Cash Position Report

PAGE NUMBER: 4

ACCOUNTING PERIOD : 11/22

FUND	SCC	DESCRIPTION	BEGIN BALANCE	MTD RECEIPTS	FYTD RECEIPTS	MTD EXPENDITURES	FYTD EXPENDITURES	CURRENT FUND BALANCE	CURRENT ENCUMBRANCE	UNENCUMBERED FUND BALANCE
016	0410	EMERGENCY LVY 0.00		0.00	0.00	10,012.35	116,656.94	-116,656.94	0.00	-116,656.94
016	1000	EMERGNCY LVY 0.00		0.00	0.00	48,570.54	577,503.52	-577,503.52	0.00	-577,503.52
Total For Fund 016:			20,800,938.74	0.00	7,118,075.15	777,421.50	9,201,797.65	18,717,216.24	263,010.57	18,454,205.67
018	0000	PRINT SHOP 6,683.33		0.00	0.00	0.00	0.00	6,683.33	0.00	6,683.33
018	9000	PUBLIC SCHOOL SUP - SUPER 16.70		0.00	0.00	0.00	0.00	16.70	0.00	16.70
018	9110	PRINCIPAL'S FUND - GA 29,493.15		8.50	2,946.00	434.29	9,598.95	22,840.20	2,949.60	19,890.60
018	9111	GARFIELD SCHOOL STORE 49.99		0.00	0.00	0.00	0.00	49.99	0.00	49.99
018	9113	GARFIELD MEDIA CENTER 911.35		6.99	36.98	0.00	0.00	948.33	0.00	948.33
018	9120	PRINCIPAL - CN 43,266.18		667.43	3,030.50	484.44	5,899.18	40,397.50	3,102.28	37,295.22
018	9122	CANAVAN SCHOOL STORE 586.69		0.00	0.00	0.00	0.00	586.69	0.00	586.69
018	9123	BOOK FAIR - CANAVAN 91.40		20.95	3,849.24	0.00	3,828.29	112.35	0.00	112.35
018	9130	PRINCIPAL - FN 28,036.39		409.57	15,762.12	-142.83	7,300.77	36,497.74	1,399.00	35,098.74
018	9133	BOOK FAIR - FENN 981.60		103.50	355.08	0.00	0.00	1,336.68	0.00	1,336.68
018	9135	MEDINA SKI TEAM 474.67		0.00	0.00	0.00	0.00	474.67	0.00	474.67
018	9140	PRINCIPAL'S FUND - HE 51,456.76		3,545.44	11,944.66	1,283.57	9,233.25	54,168.17	1,680.77	52,487.40
018	9143	HERITAGE MEDIA CENTER 3,047.55		4,830.89	4,953.22	4,815.02	5,812.42	2,188.35	184.98	2,003.37
018	9160	PRINCIPAL'S FUND - BL 51,986.05		439.75	16,849.25	692.60	16,968.98	51,866.32	1,484.36	50,381.96
018	9161	PBIS - BLAKE 4,488.25		0.00	0.00	0.00	0.00	4,488.25	0.00	4,488.25

EFINANCEPLUS
DATE: 06/13/2022
TIME: 15:35:19
SELECTION CRITERIA : ALL

MEDINA CITY SCHOOLS
OH Cash Position Report

PAGE NUMBER: 5

ACCOUNTING PERIOD : 11/22

FUND	SCC	DESCRIPTION	MTD RECEIPTS	FYTD RECEIPTS	MTD EXPENDITURES	FYTD EXPENDITURES	CURRENT FUND BALANCE	CURRENT ENCUMBRANCE	UNENCUMBERED FUND BALANCE
018	9163	BLAKE MEDIA CENTER 13,561.82	4,584.13	4,880.68	4,518.74	4,568.74	13,873.76	1,000.00	12,873.76
018	9170	PRINCIPALS FUND - WA 82,678.64	306.32	4,757.43	395.66	7,154.27	80,281.80	10,324.58	69,957.22
018	9171	WAITE SCHOOL STORE 1,191.68	597.50	2,023.82	111.05	985.21	2,230.29	0.00	2,230.29
018	9173	MEDIA CENTER WA 5,064.63	13.00	141.95	0.00	0.00	5,206.58	0.00	5,206.58
018	9174	FIELD TRIPS WA 15,209.72	0.00	0.00	0.00	0.00	15,209.72	0.00	15,209.72
018	9180	PRINCIPALS FUND NO 48,286.07	231.71	4,776.47	-57.50	5,094.50	47,968.04	1,741.77	46,226.27
018	9181	NO SCHOOL STORE 1,631.19	0.00	0.00	0.00	0.00	1,631.19	0.00	1,631.19
018	9183	MEDIA CENTER NO 8,702.32	5,148.60	5,148.60	0.00	0.00	13,850.92	5,000.00	8,850.92
018	9184	FIELD TRIPS NO 146.00	0.00	0.00	0.00	0.00	146.00	0.00	146.00
018	9200	PRINCIPAL'S FUND - CL 74,955.05	-117.00	15,690.83	1,449.29	18,087.27	72,558.61	6,827.88	65,730.73
018	9203	CL MEDIA CENTER 5,744.47	46.17	498.42	0.00	918.68	5,324.21	0.00	5,324.21
018	9210	PRINCIPAL'S FUND - RT 37,166.91	198.00	9,551.68	269.75	5,473.75	41,244.84	14,049.17	27,195.67
018	9211	ROOT M.S. MEDIA CENTER 10,296.91	370.94	539.17	0.00	50.00	10,786.08	0.00	10,786.08
018	9300	PRINCIPAL'S FUND - HS 39,456.44	13.00	19,537.99	2,244.61	16,257.32	42,737.11	26,358.30	16,378.81
018	9301	MEDIA CENTER FUND 1,431.50	0.00	0.00	0.00	0.00	1,431.50	0.00	1,431.50
018	9302	SPECIAL FUNDRAISER - HS 37,086.18	0.00	0.00	0.00	1,320.00	35,766.18	37,000.00	-1,233.82
018	9303	PERFORMING ARTS 75,486.00	34,190.00	51,141.00	1,358.74	14,966.63	111,660.37	43,930.14	67,730.23
018	9304	BUZZ 16,880.60	822.88	9,060.16	551.10	7,175.95	18,764.81	6,332.30	12,432.51
018	9305	FLEXIBLE CREDIT FUND 8,284.56	0.00	100.00	0.00	0.00	8,384.56	0.00	8,384.56
018	9306	FEED THE BEES 8,538.90	0.00	2,880.00	0.00	2,961.21	8,457.69	2,895.25	5,562.44

EFINANCEPLUS
 DATE: 06/13/2022
 TIME: 15:35:19
 SELECTION CRITERIA : ALL

MEDINA CITY SCHOOLS
 OH Cash Position Report

PAGE NUMBER: 6

ACCOUNTING PERIOD : 11/22

FUND	SCC	DESCRIPTION	BEGIN BALANCE	MTD RECEIPTS	FYTD RECEIPTS	MTD EXPENDITURES	FYTD EXPENDITURES	CURRENT FUND BALANCE	CURRENT ENCUMBRANCE	UNENCUMBERED FUND BALANCE
018	9884	FACILITY RENTAL								
		75,655.82	1,048.00	6,691.00	0.00	0.00	82,346.82	0.00	82,346.82	
018	9900	INSERVICE - CENTRAL								
		3,702.01	0.00	0.00	0.00	0.00	3,702.01	0.00	3,702.01	
018	9901	PUBLIC SCH SUPPORT - INST								
		1,720.86	0.00	0.00	-3,767.67	0.00	1,720.86	0.00	1,720.86	
018	9902	INSERVICE - SUPER								
		11,224.52	0.00	0.00	0.00	0.00	11,224.52	0.00	11,224.52	
018	9903	BOARD/STUDENT DEVELOPMENT								
		2,800.00	0.00	0.00	0.00	0.00	2,800.00	0.00	2,800.00	
018	9904	WELLNESS FUND								
		502.00	0.00	0.00	0.00	0.00	502.00	0.00	502.00	
018	9905	PUBLIC SCH SUPT/STUD SERV								
		51,248.39	0.00	0.00	0.00	0.00	51,248.39	0.00	51,248.39	
018	9906	COMMUNICA-PUBLIC SCH SUP								
		1,117.90	0.00	20.00	0.00	477.00	660.90	0.00	660.90	
018	9907	STEAM - SUMMER ENRICHMENT								
		2,475.40	9,940.00	10,780.00	0.00	0.00	13,255.40	3,000.00	10,255.40	
018	9910	MAINTENANCE DEPARTMENT								
		3,902.36	0.00	0.00	0.00	0.00	3,902.36	0.00	3,902.36	
018	9914	END OF YEAR								
		7.13	100.00	150.00	0.00	0.00	157.13	0.00	157.13	
018	9915	BIKE TO SCHOOL								
		803.00	500.00	500.00	0.00	0.00	1,303.00	250.00	1,053.00	
018	9916	SPIRIT NIGHT								
		4,432.98	0.00	1,000.00	0.00	1,976.25	3,456.73	28.00	3,428.73	
018	9919	STUDENT ART SHOW								
		189.09	0.00	500.00	0.00	109.90	579.19	0.00	579.19	
018	9920	TRSP FUND								
		2,518.00	0.00	23.00	277.10	1,026.02	1,514.98	205.73	1,309.25	
018	9922	AMERICAN HEART GRANT								
		0.00	0.00	1,000.00	0.00	0.00	1,000.00	0.00	1,000.00	
018	9930	RESOURCE CONNECTION								
		1,500.00	0.00	0.00	0.00	0.00	1,500.00	0.00	1,500.00	
<hr/>										
Total For Fund	018:	877,169.11	68,026.27	211,119.25	14,917.96	147,244.54	941,043.82	169,744.11	771,299.71	

EFINANCEPLUS
 DATE: 06/13/2022
 TIME: 15:35:19
 SELECTION CRITERIA : ALL

MEDINA CITY SCHOOLS
 OH Cash Position Report

PAGE NUMBER: 7

ACCOUNTING PERIOD : 11/22

FUND	SCC	DESCRIPTION	MTD RECEIPTS	FYTD RECEIPTS	MTD EXPENDITURES	FYTD EXPENDITURES	CURRENT FUND BALANCE	CURRENT ENCUMBRANCE	UNENCUMBERED FUND BALANCE
019	9000	ADAMH GRANT 7,352.00	0.00	0.00	1,311.00	1,311.00	6,041.00	0.00	6,041.00
019	9018	LOWE'S LIGHT UP GA FY08 48.08	0.00	0.00	0.00	0.00	48.08	0.00	48.08
019	9020	RIF PROGRAM GRANT - NO 400.73	0.00	0.00	0.00	0.00	400.73	0.00	400.73
019	9021	JENNINGS - B - BRYNIARSKI 0.82	0.00	0.00	0.00	0.00	0.82	0.00	0.82
019	9023	PUB EDU LEADERSHIP COM GT 0.01	0.00	0.00	0.00	0.00	0.01	0.00	0.01
019	9029	M H J GRANT/ZAVESKY/FY09 6.82	0.00	0.00	0.00	0.00	6.82	0.00	6.82
019	9030	PERF BASD ASSMENT GT FY10 79.76	0.00	0.00	0.00	0.00	79.76	0.00	79.76
019	9031	PBA FY11 256.96	0.00	0.00	0.00	0.00	256.96	0.00	256.96
019	9113	ACS-HACH CHEM GT - HAMMAN 96.34	0.00	0.00	0.00	0.00	96.34	0.00	96.34
019	9121	ADAMH GRANT 40,888.00	0.00	0.00	0.00	0.00	40,888.00	0.00	40,888.00
019	9180	PPG INNOV CLASSRM GT-NO 15.31	0.00	0.00	0.00	0.00	15.31	0.00	15.31
019	9181	FIRST ENERGY GRANT 0.16	0.00	0.00	0.00	0.00	0.16	0.00	0.16
019	9213	VIDEO CLUB GRANT - MHS 2.82	0.00	0.00	0.00	0.00	2.82	0.00	2.82
019	9301	PPG GRANT - ROBOTICS 9.07	0.00	0.00	0.00	0.00	9.07	0.00	9.07
019	9313	JENNINGS - NOP - MILLER 13.86	0.00	0.00	0.00	0.00	13.86	0.00	13.86
019	9413	3M AND OTHER GRANT 152.03	0.00	0.00	0.00	0.00	152.03	0.00	152.03
019	9513	NEA STUDENT ACHIEVE GT 191.88	0.00	0.00	0.00	0.00	191.88	0.00	191.88
019	9715	FUEL UP - BLAKE 23.82	0.00	0.00	0.00	0.00	23.82	0.00	23.82
019	9920	M H J SUPPORT STUGGLING 1,000.00	0.00	0.00	0.00	0.00	1,000.00	0.00	1,000.00

EFINANCEPLUS
 DATE: 06/13/2022
 TIME: 15:35:19
 SELECTION CRITERIA : ALL

MEDINA CITY SCHOOLS
 OH Cash Position Report

PAGE NUMBER: 8

ACCOUNTING PERIOD : 11/22

FUND	SCC	DESCRIPTION	MTD RECEIPTS	FYTD RECEIPTS	MTD EXPENDITURES	FYTD EXPENDITURES	CURRENT FUND BALANCE	CURRENT ENCUMBRANCE	UNENCUMBERED FUND BALANCE

Total For Fund	019:								
		50,538.47	0.00	0.00	1,311.00	1,311.00	49,227.47	0.00	49,227.47
020	9001	TRANSPORTATION ENTERPRISE							
		79,317.95	3,860.68	23,209.64	1,133.12	6,955.87	95,571.72	13,905.03	81,666.69

Total For Fund	020:								
		79,317.95	3,860.68	23,209.64	1,133.12	6,955.87	95,571.72	13,905.03	81,666.69
022	9000	UNCLAIMED FUNDS							
		49,699.09	0.00	16,550.63	0.00	5,109.00	61,140.72	5,000.00	56,140.72
022	9093	DIVERSION PROG ADAMHS BD							
		1,000.00	0.00	0.00	0.00	0.00	1,000.00	0.00	1,000.00
022	9094	DIVERSION PROG ADAMHS BD							
		1,000.00	0.00	0.00	0.00	0.00	1,000.00	0.00	1,000.00
022	9300	OH HS ATH ASSOC FUND							
		1,078.09	0.00	22,240.00	8,649.19	20,902.80	2,415.29	6,935.00	-4,519.71

Total For Fund	022:								
		52,777.18	0.00	38,790.63	8,649.19	26,011.80	65,556.01	11,935.00	53,621.01
024	9001	MED AND DRUG/SELF INS							
		6,285,917.08	786,646.17	8,613,951.45	1,072,525.37	10,202,965.54	4,696,902.99	240,963.65	4,455,939.34
024	9002	DENT SELF INS							
		545,659.28	56,368.04	616,545.65	50,390.10	601,872.67	560,332.26	96,119.94	464,212.32
024	9094	FLEX PRO							
		57,604.22	19,039.28	160,921.96	13,567.16	158,405.44	60,120.74	58,186.60	1,934.14

Total For Fund	024:								
		6,889,180.58	862,053.49	9,391,419.06	1,136,482.63	10,963,243.65	5,317,355.99	395,270.19	4,922,085.80
027	0000	WORK COMP-SELF INS							
		417,055.60	20,952.10	271,611.81	3,234.44	139,621.67	549,045.74	57,012.15	492,033.59

EFINANCEPLUS
DATE: 06/13/2022
TIME: 15:35:19
SELECTION CRITERIA : ALL

MEDINA CITY SCHOOLS
OH Cash Position Report

PAGE NUMBER: 9

ACCOUNTING PERIOD : 11/22

FUND	SCC	DESCRIPTION	BEGIN BALANCE	MTD RECEIPTS	FYTD RECEIPTS	MTD EXPENDITURES	FYTD EXPENDITURES	CURRENT FUND BALANCE	CURRENT ENCUMBRANCE	UNENCUMBERED FUND BALANCE
<hr/>										
Total For Fund	027:									
		417,055.60	20,952.10	271,611.81	3,234.44	139,621.67	549,045.74	57,012.15		492,033.59
071	9013	SALES TAX P I								
		3,529,350.83	0.00	4,074,528.59	242,713.17	3,803,312.97	3,800,566.45	559,678.48		3,240,887.97
<hr/>										
Total For Fund	071:									
		3,529,350.83	0.00	4,074,528.59	242,713.17	3,803,312.97	3,800,566.45	559,678.48		3,240,887.97
200	9110	GA STUD COUN/K-KIDS CLUB								
		635.45	1.50	6.31	0.00	0.00	641.76	350.00		291.76
200	9121	CN STUDENT COUNCIL								
		1,394.94	3.29	13.83	0.00	0.00	1,408.77	0.00		1,408.77
200	9134	FN STUDENT BUSINESS								
		9.54	0.02	0.11	0.00	0.00	9.65	0.00		9.65
200	9140	STUDENT COUNCIL - HE								
		165.95	0.39	1.64	0.00	0.00	167.59	0.00		167.59
200	9184	NO STUDENT COUNCIL								
		53.11	0.13	0.52	0.00	0.00	53.63	0.00		53.63
200	9185	K-KIDS KIWANIS CLUB-NO								
		10,684.14	25.70	313.60	0.00	0.00	10,997.74	0.00		10,997.74
200	9202	CL STUDENT COUNCIL								
		102.97	0.01	37.05	0.00	135.00	5.02	0.00		5.02
200	9204	CL CHEERLEADERS								
		533.25	1.26	5.28	0.00	0.00	538.53	0.00		538.53
200	9205	CL BUILDERS CLUB								
		3,493.00	8.40	210.11	0.00	0.00	3,703.11	0.00		3,703.11
200	9209	CL DRAMA CLUB								
		27,143.86	7,335.09	7,536.51	2,686.59	5,240.19	29,440.18	1,559.81		27,880.37
200	9253	BUILDERS' CLUB - RT								
		4,521.94	10.60	347.27	0.00	379.52	4,489.69	1,620.48		2,869.21
200	9254	HONORS ACADEMY - ROOT								
		4,862.98	2,033.67	3,523.22	645.59	1,846.88	6,539.32	1,057.14		5,482.18
200	9256	DRAMA CLUB - ROOT M.S.								
		7,405.24	16.37	70.22	0.00	469.50	7,005.96	4,030.50		2,975.46

EFINANCEPLUS
 DATE: 06/13/2022
 TIME: 15:35:19
 SELECTION CRITERIA : ALL

MEDINA CITY SCHOOLS
 OH Cash Position Report

PAGE NUMBER: 10

ACCOUNTING PERIOD : 11/22

FUND	SCC	DESCRIPTION	BEGIN BALANCE	MTD RECEIPTS	FYTD RECEIPTS	MTD EXPENDITURES	FYTD EXPENDITURES	CURRENT FUND BALANCE	CURRENT ENCUMBRANCE	UNENCUMBERED FUND BALANCE
200	9258	STUD COUNCIL - ROOT M.S.	4,647.97	171.21	1,401.03	0.00	989.27	5,059.73	1,060.73	3,999.00
200	9301	YG AMERICANS FOR FREEDOM	0.21	0.00	0.00	0.00	0.00	0.21	0.00	0.21
200	9302	2009302	621.89	2.25	483.92	0.00	48.93	1,056.88	451.07	605.81
200	9303	CULTURAL EXPLORATION	200.00	0.47	1.99	0.00	0.00	201.99	0.00	201.99
200	9304	CAREER ASSOCIATION	0.37	0.00	0.00	0.00	0.00	0.37	0.00	0.37
200	9305	CHEMCLUB	2.16	0.00	0.01	0.00	0.00	2.17	0.00	2.17
200	9307	VOCAL	32,837.59	10,166.74	32,632.85	6,251.52	22,733.15	42,737.29	19,542.75	23,194.54
200	9309	IMPROV CLUB	587.48	1.38	5.82	0.00	0.00	593.30	600.00	-6.70
200	9310	D E P - NAT'L GERMAN HON	0.45	0.00	0.00	0.00	0.00	0.45	0.00	0.45
200	9312	DRAMA CLUB	21,106.90	3,799.05	11,480.25	707.51	9,108.15	23,479.00	13,757.64	9,721.36
200	9314	MEDINA OUTDOORS CLUB	174.68	1.22	364.61	49.76	49.76	489.53	400.24	89.29
200	9315	FELLOWSP OF CHRISTIAN STU	343.00	0.81	3.41	0.00	0.00	346.41	340.00	6.41
200	9318	GIRLS LEADERSHIP CLUB	7,165.14	16.91	70.97	0.00	0.00	7,236.11	0.00	7,236.11
200	9321	KEY CLUB	57,755.34	140.83	8,849.64	1,000.00	5,437.02	61,167.96	5,550.28	55,617.68
200	9323	MEDINAMITE	1,737.67	4.08	17.14	0.00	20.00	1,734.81	1,980.00	-245.19
200	9324	MEDINIAN	60,353.20	151.86	6,942.98	199.00	199.00	67,097.18	10,801.00	56,296.18
200	9325	MHS BAND	8,803.92	2,895.81	13,191.68	633.48	6,065.48	15,930.12	19,973.20	-4,043.08
200	9326	NATIONAL HONOR SOCIETY	14,701.19	163.88	3,004.29	838.32	2,103.46	15,602.02	1,396.54	14,205.48
200	9327	ORCHESTRA	30,962.31	420.77	4,372.53	0.00	528.83	34,806.01	2,471.17	32,334.84
200	9330	SCIENCE OLYMPIAD CLUB	1,773.39	628.34	953.76	0.00	747.15	1,980.00	1,372.85	607.15

EFINANCEPLUS
DATE: 06/13/2022
TIME: 15:35:19
SELECTION CRITERIA : ALL

MEDINA CITY SCHOOLS
OH Cash Position Report

PAGE NUMBER: 11

ACCOUNTING PERIOD : 11/22

FUND	SCC	DESCRIPTION BEGIN BALANCE	MTD RECEIPTS	FYTD RECEIPTS	MTD EXPENDITURES	FYTD EXPENDITURES	CURRENT FUND BALANCE	CURRENT ENCUMBRANCE	UNENCUMBERED FUND BALANCE
200	9331	SKI CLUB 3.24	0.00	0.01	0.00	0.00	3.25	0.00	3.25
200	9332	SPANISH CLUB 14,709.14	38.20	3,099.34	0.00	2,542.10	15,266.38	3,207.90	12,058.48
200	9333	STUDENT COUNCIL 32,215.08	2,072.51	27,879.64	477.04	14,425.46	45,669.26	17,491.18	28,178.08
200	9335	LATIN CLUB 7,758.20	18.54	646.47	303.73	962.03	7,442.64	4,537.97	2,904.67
200	9336	FRENCH CLUB 0.00	1.47	855.42	43.41	558.95	296.47	689.82	-393.35
200	9337	AMERICAN SIGN LANGUAGE 306.38	0.72	3.04	0.00	0.00	309.42	0.00	309.42
200	9339	SPEECH/DEBATE CLUB 19,629.15	47.70	2,603.96	90.00	2,570.99	19,662.12	25,907.50	-6,245.38
200	9340	STUDENT'S H.O.P.E. 1,167.61	2.73	326.17	0.00	633.10	860.68	350.78	509.90
200	9346	PENGUIN BOWL/NOSB 121.64	0.28	1.19	0.00	0.00	122.83	500.00	-377.17
200	9350	TECHNOLOGY CLUB 567.56	0.73	762.19	0.00	1,032.72	297.03	767.28	-470.25
200	9352	VIDEO CLUB - SR HI 5,724.53	13.44	106.70	0.00	205.95	5,625.28	5,794.05	-168.77
200	9353	CHINESE CLUB 1,016.02	2.61	100.78	0.00	0.00	1,116.80	500.00	616.80
200	9355	GENDER AND SEXUALITY ALLI 1,441.79	3.08	108.63	0.00	319.79	1,230.63	201.30	1,029.33
200	9380	V O F T 18,145.16	44.70	1,185.98	0.00	0.00	19,331.14	10,000.00	9,331.14
200	9420	CLASS OF 2020 7,493.32	0.00	4.78	0.00	7,282.00	216.10	215.69	0.41
200	9421	CLASS OF 2021 895.53	2.12	8.88	0.00	0.00	904.41	896.05	8.36
200	9422	CLASS OF 2022 3,266.12	5.98	2,675.22	2,380.54	4,834.07	1,107.27	1,094.30	12.97
200	9423	CLASS OF 2023 2,729.22	24,549.33	48,254.10	22,624.74	44,419.09	6,564.23	3,580.91	2,983.32
200	9424	CLASS OF 2024 1,004.57	6.51	3,693.69	0.00	1,918.00	2,780.26	2,882.00	-101.74
200	9425	CLASS OF 2025 0.00	4.94	4,118.36	0.00	2,017.98	2,100.38	1,482.02	618.36

EFINANCEPLUS
DATE: 06/13/2022
TIME: 15:35:19
SELECTION CRITERIA : ALL

MEDINA CITY SCHOOLS
OH Cash Position Report

PAGE NUMBER: 12

ACCOUNTING PERIOD : 11/22

FUND	SCC	DESCRIPTION	BEGIN BALANCE	MTD RECEIPTS	FYTD RECEIPTS	MTD EXPENDITURES	FYTD EXPENDITURES	CURRENT FUND BALANCE	CURRENT ENCUMBRANCE	UNENCUMBERED FUND BALANCE
200	9999	STUD ACTIV FD WAGES/BENE 0.01		0.00	0.00	0.00	0.00	0.01	0.00	0.01
<hr/>										
Total For Fund	200:	422,975.50	54,817.63	192,277.10	38,931.23	139,823.52	475,429.08	168,414.15	307,014.93	
300	0000	ATHLETIC FUND 157,003.05	0.00	0.00	0.00	0.00	157,003.05	0.00	157,003.05	
300	3000	ATHLETICS 0.00	0.00	1,100.00	6,146.51	246,836.28	-245,736.28	74,309.50	-320,045.78	
300	3001	ATHLETICS OTH 0.00	5,652.50	94,621.40	0.00	0.00	94,621.40	0.00	94,621.40	
300	3003	ATHLETICS BOYS BB 0.00	0.00	30,863.89	0.00	0.00	30,863.89	0.00	30,863.89	
300	3004	ATHLETICS GIRLS BB 0.00	0.00	13,055.97	0.00	0.00	13,055.97	0.00	13,055.97	
300	3007	ATHLETICS BOYS CC 0.00	0.00	11,055.00	0.00	0.00	11,055.00	0.00	11,055.00	
300	3008	ATHLETICS HS FOOTBALL 0.00	0.00	125,716.25	0.00	0.00	125,716.25	0.00	125,716.25	
300	3010	ATHLETICS SOCCER 0.00	0.00	138.00	0.00	0.00	138.00	0.00	138.00	
300	3012	ATHLETICS BOYS SOCCER 0.00	0.00	13,861.00	0.00	0.00	13,861.00	0.00	13,861.00	
300	3013	ATHLETICS GIRLS SOCCER 0.00	0.00	15,377.38	0.00	0.00	15,377.38	0.00	15,377.38	
300	3015	ATH BOYS TRACK 0.00	500.00	7,285.96	0.00	0.00	7,285.96	0.00	7,285.96	
300	3016	ATH GIRLS TRACK 0.00	0.00	825.00	0.00	0.00	825.00	0.00	825.00	
300	3017	ATH GIRLS VBALL 0.00	1,602.00	12,874.16	0.00	0.00	12,874.16	0.00	12,874.16	
300	3018	ATH WRESTLING 0.00	8.03	2,987.02	0.00	0.00	2,987.02	0.00	2,987.02	
300	3019	ATHLETICS BOYS LACROS 0.00	2,632.00	6,417.99	0.00	0.00	6,417.99	0.00	6,417.99	
300	3020	ATH GIRLS LACROSSE 0.00	3,523.99	6,565.99	0.00	0.00	6,565.99	0.00	6,565.99	

EFINANCEPLUS
 DATE: 06/13/2022
 TIME: 15:35:19
 SELECTION CRITERIA : ALL

MEDINA CITY SCHOOLS
 OH Cash Position Report

PAGE NUMBER: 13

ACCOUNTING PERIOD : 11/22

FUND	SCC	DESCRIPTION	MTD RECEIPTS	FYTD RECEIPTS	MTD EXPENDITURES	FYTD EXPENDITURES	CURRENT FUND BALANCE	CURRENT ENCUMBRANCE	UNENCUMBERED FUND BALANCE
300	3021	ATH BOYS SWIMMING 0.00	0.00	1,318.37	0.00	0.00	1,318.37	0.00	1,318.37
300	3022	ATH GIRLS SWIMMING 0.00	0.00	1,083.36	0.00	0.00	1,083.36	0.00	1,083.36
300	9110	GARFIELD FIELD TRIPS 6,291.41	228.75	254.75	0.00	-150.00	6,696.16	5,500.00	1,196.16
300	9120	CANAVAN FIELD TRIP 22.68	793.50	793.50	0.00	0.00	816.18	1,250.00	-433.82
300	9121	WORLD WATCHER'S CLUB 7,362.04	0.00	0.00	0.00	0.00	7,362.04	0.00	7,362.04
300	9130	FENN FIELD TRIPS 0.00	100.00	1,180.00	600.00	1,200.00	-20.00	750.00	-770.00
300	9140	HERITAGE FIELD TRIPS 88.71	669.00	669.00	0.00	0.00	757.71	1,400.00	-642.29
300	9160	BLAKE FIELD TRIPS 488.58	663.00	663.00	714.22	714.22	437.36	810.78	-373.42
300	9170	WAITE FIELD TRIPS 687.67	0.00	0.00	416.51	665.69	21.98	2,024.31	-2,002.33
300	9180	NORTHROP FIELD TRIPS 1,367.85	12.00	912.00	785.95	785.95	1,493.90	459.74	1,034.16
300	9201	CL BAND FUND 23,775.41	3,508.60	6,219.60	310.24	8,521.37	21,473.64	12,340.56	9,133.08
300	9202	CL ORCHESTRA FD. 258.00	0.00	0.00	0.00	0.00	258.00	0.00	258.00
300	9203	CL LIBRARY 370.00	0.00	0.00	0.00	0.00	370.00	0.00	370.00
300	9204	CLAGGETT M.S. CHOIR FUND 634.10	0.00	0.00	0.00	0.00	634.10	0.00	634.10
300	9250	ROOT M.S. BAND FUND 10,784.71	4,524.80	5,213.80	259.20	4,621.51	11,377.00	4,776.00	6,601.00
300	9251	ROOT M.S. ORCHESTRA FUND 1,246.65	0.00	0.00	0.00	0.00	1,246.65	0.00	1,246.65
300	9252	ROOT M.S. CHOIR FUND 3,270.15	0.00	0.00	0.00	0.00	3,270.15	0.00	3,270.15
300	9253	ROOT M.S. BEEHIVE 1,535.40	32.65	504.65	0.00	261.47	1,778.58	36.44	1,742.14
300	9258	ROOT - DIST SUPER ACTIV 484.00	69.00	7,115.00	1,971.50	1,971.50	5,627.50	9,940.50	-4,313.00
300	9301	BOWLING CLUB 2,480.08	0.00	4,250.00	0.00	1,461.08	5,269.00	2,500.00	2,769.00

EFINANCEPLUS
 DATE: 06/13/2022
 TIME: 15:35:19
 SELECTION CRITERIA : ALL

MEDINA CITY SCHOOLS
 OH Cash Position Report

PAGE NUMBER: 14

ACCOUNTING PERIOD : 11/22

FUND	SCC	DESCRIPTION	MTD RECEIPTS	FYTD RECEIPTS	MTD EXPENDITURES	FYTD EXPENDITURES	CURRENT FUND BALANCE	CURRENT ENCUMBRANCE	UNENCUMBERED FUND BALANCE
300	9302	MENS VOLLEYBALL 8,738.06	1,800.00	3,300.00	2,120.00	6,329.89	5,708.17	3,520.00	2,188.17
300	9303	HUDDLE/SHUDDLE 1,651.10	0.00	2,630.00	750.00	2,174.38	2,106.72	1,840.88	265.84
300	9304	LINK CREW 4,120.08	2,316.00	2,336.00	0.00	3,153.44	3,302.64	2,076.17	1,226.47
300	9313	MUSICAL 15,037.09	0.00	30,149.83	-40.00	16,150.50	29,036.42	0.00	29,036.42
300	9325	MHS BAND TRIP 7,171.20	0.00	0.00	0.00	0.00	7,171.20	0.00	7,171.20
300	9334	BEEHIVE CAFE 19,377.33	0.00	0.00	-34.36	266.55	19,110.78	25,880.06	-6,769.28
300	9390	GLOBAL TRIPS 2,691.00	896.00	9,889.00	12,035.00	12,035.00	545.00	465.00	80.00
300	9410	SPARKLE CHEERLEADING 2,013.29	0.00	0.00	0.00	1,210.08	803.21	0.00	803.21
Total For Fund 300:			29,531.82	421,226.87	26,034.77	308,208.91	391,967.60	149,879.94	242,087.66
401	9011	AUX FUNDS/ST FRANCIS 48,228.92	0.00	0.00	0.00	48,228.92	0.00	0.00	0.00
401	9012	ST FRANCIS AUX SERVICES 0.00	296.55	329,088.58	36,773.56	204,082.51	125,006.07	64,547.77	60,458.30
401	9017	AUX ST FRANCIS 37.41	0.00	0.00	0.00	0.00	37.41	0.00	37.41
401	9021	AUX FUNDS NURTURY 14,283.90	0.00	0.00	0.00	14,283.90	0.00	0.00	0.00
401	9022	NURTURY 0.00	16.56	11,202.04	0.00	429.94	10,772.10	0.00	10,772.10
401	9027	AUX FUNDS NURTURY 72.90	0.00	0.00	0.00	0.00	72.90	0.00	72.90
401	9031	AUX FUNDS MCA 56,325.29	0.00	0.00	0.00	56,325.29	0.00	0.00	0.00
401	9032	MCA 0.00	49.62	404,390.57	34,150.32	350,156.44	54,234.13	14,433.16	39,800.97
401	9041	AUX FUNDS KIDS COUNTRY 5,015.38	0.00	0.00	0.00	5,015.38	0.00	0.00	0.00

EFINANCEPLUS
 DATE: 06/13/2022
 TIME: 15:35:19
 SELECTION CRITERIA : ALL

MEDINA CITY SCHOOLS
 OH Cash Position Report

PAGE NUMBER: 15

ACCOUNTING PERIOD : 11/22

FUND	SCC	DESCRIPTION	BEGIN BALANCE	MTD RECEIPTS	FYTD RECEIPTS	MTD EXPENDITURES	FYTD EXPENDITURES	CURRENT FUND BALANCE	CURRENT ENCUMBRANCE	UNENCUMBERED FUND BALANCE
401	9066	SM WONDERS	1,644.12	0.00	0.00	0.00	0.00	1,644.12	0.00	1,644.12

Total For Fund	401:	125,607.92	362.73	744,681.19	70,923.88	678,522.38	191,766.73	78,980.93	112,785.80	
432	9097	MANAGE INFO SYS	0.80	0.00	0.00	0.00	0.00	0.80	0.00	0.80

Total For Fund	432:	0.80	0.00	0.00	0.00	0.00	0.80	0.00	0.80	
450	9008	SCHOOLNET PLUS FY2008	1.00	0.00	0.00	0.00	0.00	1.00	0.00	1.00

Total For Fund	450:	1.00	0.00	0.00	0.00	0.00	1.00	0.00	1.00	
451	9012	CONNECTIVITY	0.00	0.00	19,800.00	0.00	0.00	19,800.00	19,412.70	387.30
451	9013	CONNECTIVITY 2013	800.00	0.00	0.00	0.00	0.00	800.00	0.00	800.00
451	9018	CONNECTIVITY FY18	564.00	0.00	0.00	0.00	0.00	564.00	0.00	564.00
451	9019	CONNECTIVITY	120.00	0.00	0.00	0.00	0.00	120.00	0.00	120.00

Total For Fund	451:	1,484.00	0.00	19,800.00	0.00	0.00	21,284.00	19,412.70	1,871.30	
452	9008	SCHOOLNET PD FY08	66.15	0.00	0.00	0.00	0.00	66.15	0.00	66.15

EFINANCEPLUS
 DATE: 06/13/2022
 TIME: 15:35:19
 SELECTION CRITERIA : ALL

MEDINA CITY SCHOOLS
 OH Cash Position Report

PAGE NUMBER: 16

ACCOUNTING PERIOD : 11/22

FUND	SCC	DESCRIPTION	BEGIN BALANCE	MTD RECEIPTS	FYTD RECEIPTS	MTD EXPENDITURES	FYTD EXPENDITURES	CURRENT FUND BALANCE	CURRENT ENCUMBRANCE	UNENCUMBERED FUND BALANCE
<hr/>										
Total For Fund	452:		66.15	0.00	0.00	0.00	0.00	66.15	0.00	66.15
467	9020	STUD WELLNESS AND SUCCESS	0.00	0.00	0.00	-41.98	0.00	0.00	0.00	0.00
467	9021	STUD WELLNESS AND SUCCESS	445,936.84	0.00	0.00	38,979.15	342,504.90	103,431.94	13,947.75	89,484.19
<hr/>										
Total For Fund	467:		445,936.84	0.00	0.00	38,937.17	342,504.90	103,431.94	13,947.75	89,484.19
499	9012	INTERN PSYCH FY12	45.81	0.00	0.00	0.00	0.00	45.81	0.00	45.81
499	9013	INTERN PSYCH FY13	39.97	0.00	0.00	0.00	0.00	39.97	0.00	39.97
499	9019	SCHOOL SAFETY	23,148.67	0.00	0.00	0.00	6,531.13	16,617.54	0.00	16,617.54
499	9024	LOCAL GOV INNOVATION FUND	7,750.00	0.00	0.00	0.00	0.00	7,750.00	0.00	7,750.00
499	9039	INTERN PSYCH GRANT FY09	2.20	0.00	0.00	0.00	0.00	2.20	0.00	2.20
499	9112	E-TECH BLENDED LEARNING	321.71	0.00	0.00	0.00	0.00	321.71	0.00	321.71
<hr/>										
Total For Fund	499:		31,308.36	0.00	0.00	0.00	6,531.13	24,777.23	0.00	24,777.23
506	9014	RES ED GRANT	950.00	0.00	0.00	0.00	0.00	950.00	0.00	950.00
<hr/>										
Total For Fund	506:		950.00	0.00	0.00	0.00	0.00	950.00	0.00	950.00

EFINANCEPLUS
DATE: 06/13/2022
TIME: 15:35:19
SELECTION CRITERIA : ALL

MEDINA CITY SCHOOLS
OH Cash Position Report

PAGE NUMBER: 17

ACCOUNTING PERIOD : 11/22

FUND	SCC	DESCRIPTION	BEGIN BALANCE	MTD RECEIPTS	FYTD RECEIPTS	MTD EXPENDITURES	FYTD EXPENDITURES	CURRENT FUND BALANCE	CURRENT ENCUMBRANCE	UNENCUMBERED FUND BALANCE
507	9021	ESSER	0.00	226.31	9,854.20	0.14	9,897.20	-43.00	0.00	-43.00
507	9022	ARP ESSER	0.00	0.00	0.00	138,861.55	559,030.03	-559,030.03	236,447.08	-795,477.11
507	9121	ESSER II	690,227.00	722,706.68	726,636.43	23,289.17	745,271.45	671,591.98	60,407.08	611,184.90
507	9222	ARP ESSER HOMELESS	0.00	434,060.78	543,827.21	0.00	0.00	543,827.21	0.00	543,827.21
<hr/>										
Total For Fund	507:	690,227.00	1,156,993.77	1,280,317.84	162,150.86	1,314,198.68	656,346.16	296,854.16	359,492.00	
516	9015	TITLE VI-B	2,690.82	0.00	0.00	0.00	0.00	2,690.82	0.00	2,690.82
516	9016	TITLE VI-B	229.90	0.00	0.00	0.00	0.00	229.90	0.00	229.90
516	9021	TITLE VI-B	214.00	0.00	274,126.81	0.00	202,563.33	71,777.48	0.00	71,777.48
516	9022	TITLE VI-B	0.00	960,992.16	960,992.16	110,843.09	1,008,930.16	-47,938.00	19,937.98	-67,875.98
516	9122	ARP IDEA	0.00	0.00	0.00	4,466.08	4,466.08	-4,466.08	3,524.51	-7,990.59
<hr/>										
Total For Fund	516:	3,134.72	960,992.16	1,235,118.97	115,309.17	1,215,959.57	22,294.12	23,462.49	-1,168.37	
551	9120	TITLE III LEP	2,792.08	0.00	0.00	0.00	0.00	2,792.08	0.00	2,792.08
551	9121	TITLE III LEP	9,262.64	0.00	9,349.40	0.00	9,068.40	9,543.64	0.00	9,543.64
551	9122	TITLE III LEP	0.00	0.00	0.00	108.00	1,253.80	-1,253.80	5,646.30	-6,900.10

EFINANCEPLUS
DATE: 06/13/2022
TIME: 15:35:19
SELECTION CRITERIA : ALL

MEDINA CITY SCHOOLS
OH Cash Position Report

PAGE NUMBER: 18

ACCOUNTING PERIOD : 11/22

FUND	SCC	DESCRIPTION	MTD RECEIPTS	FYTD RECEIPTS	MTD EXPENDITURES	FYTD EXPENDITURES	CURRENT FUND BALANCE	CURRENT ENCUMBRANCE	UNENCUMBERED FUND BALANCE
-----			-----						
Total For Fund	551:								
	12,054.72		0.00	9,349.40	108.00	10,322.20	11,081.92	5,646.30	5,435.62
-----			-----						
572	9021	TITLE I							
	0.00		0.00	77,040.73	0.00	55,784.14	21,256.59	0.00	21,256.59
572	9022	TITLE I							
	0.00		60,389.30	369,052.29	42,078.01	391,601.19	-22,548.90	61.50	-22,610.40
572	9116	TITLE I-D							
	2.83		0.00	0.00	0.00	0.00	2.83	0.00	2.83
572	9121	TITLE I-D							
	7,878.00		0.00	29,934.55	-11.55	29,506.99	8,305.56	0.00	8,305.56
572	9122	TITLE I-D							
	0.00		3,348.04	19,616.69	2,656.39	20,435.94	-819.25	107,300.97	-108,120.22
572	9221	TITLE I - EOE							
	0.00		0.00	10,107.88	0.00	10,107.88	0.00	0.00	0.00
-----			-----						
Total For Fund	572:								
	7,880.83		63,737.34	505,752.14	44,722.85	507,436.14	6,196.83	107,362.47	-101,165.64
-----			-----						
584	9022	TITLE IV-A							
	0.00		6,096.11	27,736.85	6,706.47	30,521.53	-2,784.68	11,317.12	-14,101.80
-----			-----						
Total For Fund	584:								
	0.00		6,096.11	27,736.85	6,706.47	30,521.53	-2,784.68	11,317.12	-14,101.80
-----			-----						
587	9021	PRESCHOOL							
	0.00		0.00	3,456.42	0.00	1,677.33	1,779.09	0.00	1,779.09
587	9022	EARLY CHILDHOOD							
	0.00		5,403.86	31,954.52	3,039.49	33,509.68	-1,555.16	8.38	-1,563.54
587	9121	6B RESTORATION							
	0.00		0.00	4,499.00	0.00	4,499.00	0.00	0.00	0.00
-----			-----						
Total For Fund	587:								
	0.00		5,403.86	39,909.94	3,039.49	39,686.01	223.93	8.38	215.55

EFINANCEPLUS
 DATE: 06/13/2022
 TIME: 15:35:19
 SELECTION CRITERIA : ALL

MEDINA CITY SCHOOLS
 OH Cash Position Report

PAGE NUMBER: 19

ACCOUNTING PERIOD : 11/22

FUND	SCC	DESCRIPTION	MTD RECEIPTS	FYTD RECEIPTS	MTD EXPENDITURES	FYTD EXPENDITURES	CURRENT FUND BALANCE	CURRENT ENCUMBRANCE	UNENCUMBERED FUND BALANCE
590	9021	TITLE II-A 14,320.82	0.00	28,556.20	0.00	17,289.94	25,587.08	0.00	25,587.08
590	9022	TITLE II-A 0.00	0.00	91,430.13	29,399.72	134,248.42	-42,818.29	29,914.22	-72,732.51
-----			-----	-----	-----	-----	-----	-----	-----
Total For Fund	590:	14,320.82	0.00	119,986.33	29,399.72	151,538.36	-17,231.21	29,914.22	-47,145.43
599	9021	TITLE IV-A ST SUP & ACAD 20,000.00	0.00	7,448.92	0.00	6,950.77	20,498.15	0.00	20,498.15
599	9022	NSLP EQUIPMENT ASSISTANCE 0.00	0.00	0.00	0.00	0.00	0.00	117,897.87	-117,897.87
-----			-----	-----	-----	-----	-----	-----	-----
Total For Fund	599:	20,000.00	0.00	7,448.92	0.00	6,950.77	20,498.15	117,897.87	-97,399.72
-----			-----	-----	-----	-----	-----	-----	-----
GRAND TOTALS:		70,669,572.11	5,179,759.50	108,248,963.43	9,112,610.99	106,575,049.53	72,343,486.01	4,964,761.06	67,378,724.95

EFINANCEPLUS
 DATE: 06/13/2022
 TIME: 15:35:19
 SELECTION CRITERIA : ALL

MEDINA CITY SCHOOLS
 OH Cash Position Report

PAGE NUMBER: 20

ACCOUNTING PERIOD : 11/22

FUND	SCC	DESCRIPTION BEGIN BALANCE	MTD RECEIPTS	FYTD RECEIPTS	MTD EXPENDITURES	FYTD EXPENDITURES	CURRENT FUND BALANCE	CURRENT ENCUMBRANCE	UNENCUMBERED FUND BALANCE
001		30,154,351.08	1,209,968.71	71,212,562.84	5,523,467.79	67,629,442.57	33,737,471.35	1,487,540.36	32,249,930.99
002		3,561,305.29	0.00	5,994,910.00	404,568.75	5,805,859.62	3,750,355.67	496,768.25	3,253,587.42
003		437,174.65	5,000.00	155,072.60	52,335.00	131,256.70	460,990.55	100,866.54	360,124.01
006		54,793.54	579,621.22	3,741,528.51	254,811.11	2,613,526.51	1,182,795.54	190,064.12	992,731.42
007		38,970.56	162.62	31,117.80	1,000.00	1,000.00	69,088.36	26,000.00	43,088.36
008		820,970.55	114.64	481.13	0.00	0.00	821,451.68	50,750.00	770,701.68
009		109,390.40	9,549.15	296,153.79	61,535.94	228,361.17	177,183.02	74,824.03	102,358.99
014		741,389.28	142,515.20	1,084,777.08	92,765.78	1,123,899.71	702,266.65	44,293.75	657,972.90
016		20,800,938.74	0.00	7,118,075.15	777,421.50	9,201,797.65	18,717,216.24	263,010.57	18,454,205.67
018		877,169.11	68,026.27	211,119.25	14,917.96	147,244.54	941,043.82	169,744.11	771,299.71
019		50,538.47	0.00	0.00	1,311.00	1,311.00	49,227.47	0.00	49,227.47
020		79,317.95	3,860.68	23,209.64	1,133.12	6,955.87	95,571.72	13,905.03	81,666.69
022		52,777.18	0.00	38,790.63	8,649.19	26,011.80	65,556.01	11,935.00	53,621.01
024		6,889,180.58	862,053.49	9,391,419.06	1,136,482.63	10,963,243.65	5,317,355.99	395,270.19	4,922,085.80

EFINANCEPLUS
 DATE: 06/13/2022
 TIME: 15:35:19
 SELECTION CRITERIA : ALL

MEDINA CITY SCHOOLS
 OH Cash Position Report

PAGE NUMBER: 21

ACCOUNTING PERIOD : 11/22

FUND	SCC	DESCRIPTION BEGIN BALANCE	MTD RECEIPTS	FYTD RECEIPTS	MTD EXPENDITURES	FYTD EXPENDITURES	CURRENT FUND BALANCE	CURRENT ENCUMBRANCE	UNENCUMBERED FUND BALANCE
027		417,055.60	20,952.10	271,611.81	3,234.44	139,621.67	549,045.74	57,012.15	492,033.59
071		3,529,350.83	0.00	4,074,528.59	242,713.17	3,803,312.97	3,800,566.45	559,678.48	3,240,887.97
200		422,975.50	54,817.63	192,277.10	38,931.23	139,823.52	475,429.08	168,414.15	307,014.93
300		278,949.64	29,531.82	421,226.87	26,034.77	308,208.91	391,967.60	149,879.94	242,087.66
401		125,607.92	362.73	744,681.19	70,923.88	678,522.38	191,766.73	78,980.93	112,785.80
432		0.80	0.00	0.00	0.00	0.00	0.80	0.00	0.80
450		1.00	0.00	0.00	0.00	0.00	1.00	0.00	1.00
451		1,484.00	0.00	19,800.00	0.00	0.00	21,284.00	19,412.70	1,871.30
452		66.15	0.00	0.00	0.00	0.00	66.15	0.00	66.15
467		445,936.84	0.00	0.00	38,937.17	342,504.90	103,431.94	13,947.75	89,484.19
499		31,308.36	0.00	0.00	0.00	6,531.13	24,777.23	0.00	24,777.23
506		950.00	0.00	0.00	0.00	0.00	950.00	0.00	950.00
507		690,227.00	1,156,993.77	1,280,317.84	162,150.86	1,314,198.68	656,346.16	296,854.16	359,492.00
516		3,134.72	960,992.16	1,235,118.97	115,309.17	1,215,959.57	22,294.12	23,462.49	-1,168.37

EFINANCEPLUS
 DATE: 06/13/2022
 TIME: 15:35:19
 SELECTION CRITERIA : ALL

MEDINA CITY SCHOOLS
 OH Cash Position Report

PAGE NUMBER: 22

ACCOUNTING PERIOD : 11/22

FUND	SCC	DESCRIPTION BEGIN BALANCE	MTD RECEIPTS	FYTD RECEIPTS	MTD EXPENDITURES	FYTD EXPENDITURES	CURRENT FUND BALANCE	CURRENT ENCUMBRANCE	UNENCUMBERED FUND BALANCE
551		12,054.72	0.00	9,349.40	108.00	10,322.20	11,081.92	5,646.30	5,435.62
572		7,880.83	63,737.34	505,752.14	44,722.85	507,436.14	6,196.83	107,362.47	-101,165.64
584		0.00	6,096.11	27,736.85	6,706.47	30,521.53	-2,784.68	11,317.12	-14,101.80
587		0.00	5,403.86	39,909.94	3,039.49	39,686.01	223.93	8.38	215.55
590		14,320.82	0.00	119,986.33	29,399.72	151,538.36	-17,231.21	29,914.22	-47,145.43
599		20,000.00	0.00	7,448.92	0.00	6,950.77	20,498.15	117,897.87	-97,399.72
GRAND TOTALS:		70,669,572.11	5,179,759.50	108,248,963.43	9,112,610.99	106,575,049.53	72,343,486.01	4,964,761.06	67,378,724.95

Fiscal Year	Fund - Expended	Function First Two Digits	Fiscal Year Budgeted Amount	% Expended	Fiscal Year Expense Amount	Fiscal Year Encumbrance Amount	Balance
22	0010000	1100	\$32,374,332.76	0.00129485	\$41,919.75	\$0.00	\$32,332,413.01
22	0010000	1100	\$17,461,205.66	0.87810866	\$15,332,835.83	\$24,503.54	\$2,103,866.29
22	0010000	1100	\$998,206.50	7.82648015	\$7,812,443.36	\$25,354.17	(\$6,839,591.03)
22	0010000	1100	\$1,313,269.48	7.23024327	\$9,495,257.82	\$54,266.52	(\$8,236,254.86)
22	0010000	1100	\$50,330.07	0.4428762	\$22,289.99	\$27,895.32	\$144.76
22	0010000	1100	\$77,030.00	1.42077879	\$109,442.59	\$22,418.09	(\$54,830.68)
22	0010000	1100	\$70,507.00	0.40453175	\$28,522.32	\$7,840.29	\$34,144.39
22	0010000	1200	\$79,012.58	5.93666059	\$469,070.87	\$3,904.75	(\$393,963.04)
22	0010000	1200	\$60,500.00	0.75374711	\$45,601.70	\$0.00	\$14,898.30
22	0010000	1200	\$663,828.00	0.9967956	\$661,501.47	\$0.00	\$2,126.53
22	0010000	1200	\$36,621.00	11.68070206	\$427,758.99	\$0.00	(\$391,137.99)
22	0010000	1200	\$0.00		\$0.00	\$0.00	\$0.00
22	0010000	1200	\$20,425.00	0	\$0.00	\$0.00	\$20,425.00
22	0010000	1200	\$1,531,181.00	1.36391245	\$2,119,020.45	\$0.00	(\$587,839.45)
22	0010000	1200	\$205,165.00	0	\$0.00	\$0.00	\$205,165.00
22	0010000	1200	\$66,583.00	7.28789376	\$485,249.83	\$0.00	(\$418,666.83)
22	0010000	1200	\$50,863.00	12.51182549	\$636,388.98	\$0.00	(\$585,525.98)
22	0010000	1200	\$1,000.00	0	\$0.00	\$0.00	\$1,000.00
22	0010000	1200	\$44,063.00	8.6200556	\$379,825.51	\$0.00	(\$335,762.51)
22	0010000	1200	\$3,096.00	0	\$0.00	\$0.00	\$3,096.00
22	0010000	1200	\$1,477,715.00	1.21545146	\$1,796,090.86	\$0.00	(\$318,375.86)
22	0010000	1200	\$25,000.00	0	\$0.00	\$0.00	\$25,000.00
22	0010000	1200	\$0.65	296.409	\$192,665.85	\$0.00	(\$192,665.20)
22	0010000	1200	\$0.00		\$284,018.83	\$0.00	(\$284,018.83)
22	0010000	1200	\$41,048.22	11.82979213	\$485,591.91	\$1,177.60	(\$445,721.29)
22	0010000	1200	\$2,582,428.87	1.14376721	\$2,953,697.46	\$149,346.30	(\$520,614.89)
22	0010000	1300	\$253,853.00	1.09832899	\$278,814.11	\$0.00	(\$24,961.11)
22	0010000	1300	\$22,557.00	0.08416456	\$1,898.50	\$0.00	\$20,658.50
22	0010000	1900	\$14,102.00	0.18180329	\$2,563.79	\$0.00	\$11,538.21
22	0010000	1900	\$40,500.00	0.24281333	\$9,833.94	\$29,231.78	\$1,434.28
22	0010000	1900	\$3,030,888.27	0.41480362	\$1,257,223.44	\$66,956.04	\$1,706,708.79
22	0010000	2100	\$571,809.59	1.00087078	\$572,307.51	\$3,053.95	(\$3,551.87)
22	0010000	2100	\$272,682.00	4.89702558	\$1,335,330.73	\$200.00	(\$1,062,848.73)
22	0010000	2100	\$30,256.00	0	\$0.00	\$0.00	\$30,256.00
22	0010000	2100	\$413,104.30	0.76246597	\$314,977.97	\$98,124.23	\$2.10
22	0010000	2100	\$347,588.00	2.36585941	\$822,344.34	\$0.00	(\$474,756.34)
22	0010000	2100	\$5,460.00	0.62435897	\$3,409.00	\$1,421.00	\$630.00
22	0010000	2100	\$0.00		\$0.00	\$0.00	\$0.00
22	0010000	2100	\$500,891.00	1.82075697	\$912,000.78	\$54,482.00	(\$465,591.78)
22	0010000	2100	\$563,458.00	0.84867935	\$478,195.17	\$77,253.36	\$8,009.47
22	0010000	2100	\$345,994.11	0.89432603	\$309,431.54	\$34,685.92	\$1,876.65
22	0010000	2100	\$0.00		\$28,027.92	\$0.00	(\$28,027.92)
22	0010000	2100	\$0.00		\$0.00	\$0.00	\$0.00
22	0010000	2100	\$0.00		\$6,596.79	\$0.00	(\$6,596.79)
22	0010000	2200	\$24,099.00	0	\$0.00	\$0.00	\$24,099.00
22	0010000	2200	\$52,914.13	11.47257094	\$607,061.11	\$16,834.17	(\$570,981.15)
22	0010000	2200	\$68,633.00	0.25956843	\$17,814.96	\$16,354.00	\$34,464.04
22	0010000	2200	\$3,005.00	1.19515474	\$3,591.44	\$0.00	(\$586.44)
22	0010000	2200	\$396,796.53	1.54726335	\$613,948.73	\$12,087.06	(\$229,239.26)
22	0010000	2300	\$179,356.00	0.87921647	\$157,692.75	\$13,252.32	\$8,410.93
22	0010000	2400	\$565,715.28	0.56070626	\$317,200.10	\$1,777.17	\$246,738.01
22	0010000	2400	\$70,983.00	8.75139681	\$621,200.40	\$0.00	(\$550,217.40)
22	0010000	2400	\$5.00	0	\$0.00	\$0.00	\$5.00
22	0010000	2400	\$353,234.21	1.60477945	\$566,863.00	\$68,014.11	(\$281,642.90)
22	0010000	2400	\$4,040,896.30	0.95921012	\$3,876,068.61	\$14,982.35	\$149,845.34
22	0010000	2400	\$1,000.00	0	\$0.00	\$1,000.00	\$0.00
22	0010000	2400	\$1,500.00	0.462	\$693.00	\$406.00	\$401.00
22	0010000	2400	\$44,188.00	0.42249819	\$18,669.35	\$24,910.00	\$608.65
22	0010000	2500	\$1,273,885.38	1.05507357	\$1,344,042.80	\$19,730.30	(\$89,887.72)
22	0010000	2500	\$52,312.00	0.52408625	\$27,416.00	\$17,296.00	\$7,600.00
22	0010000	2600	\$458,229.06	0.84550081	\$387,433.04	\$32,220.47	\$38,575.55
22	0010000	2600	\$3,834.00	0.10354721	\$397.00	\$0.00	\$3,437.00
22	0010000	2600	\$121,846.60	0.04297075	\$5,235.84	\$14,319.42	\$102,291.34
22	0010000	2700	\$4,985,526.66	0.79491858	\$3,963,087.77	\$507,566.35	\$514,872.54
22	0010000	2700	\$863,027.00	3.16304994	\$2,729,797.50	\$0.00	(\$1,866,770.50)
22	0010000	2700	\$2,755.00	0.81431942	\$2,243.45	\$219.95	\$291.60
22	0010000	2800	\$0.00		\$0.00	\$0.00	\$0.00
22	0010000	2800	\$0.00		\$0.00	\$0.00	\$0.00
22	0010000	2800	\$0.00		\$3,942.00	\$0.00	(\$3,942.00)
22	0010000	2800	\$0.00		\$0.00	\$0.00	\$0.00
22	0010000	2800	\$0.00		\$0.00	\$0.00	\$0.00
22	0010000	2900	\$154,277.12	1.35740018	\$209,415.79	\$16,120.04	(\$71,258.71)
22	0010000	2900	\$350.00	0.57142857	\$200.00	\$50.00	\$100.00
22	0010000	2900	\$272,710.97	0.76197606	\$207,799.23	\$7,212.85	\$57,698.89
22	0010000	2900	\$12,618.00	0.71484467	\$9,019.91	\$1,615.82	\$1,982.27
22	0010000	3200	\$1,497.00	29.90711423	\$44,770.95	\$0.00	(\$43,273.95)
22	0010000	3200	\$6,687.25	0.9241467	\$6,180.00	\$507.25	\$0.00
22	0010000	3200	\$0.00		\$0.00	\$0.00	\$0.00
22	0010000	4100	\$62,237.00	0	\$0.00	\$0.00	\$62,237.00
22	0010000	4100	\$4,595.00	0.41119042	\$1,889.42	\$0.00	\$2,705.58
22	0010000	4100	\$476.00	11.52172269	\$5,484.34	\$0.00	(\$5,008.34)
22	0010000	4100	\$35,306.00	0.65911998	\$23,270.89	\$0.00	\$12,035.11
22	0010000	4100	\$26,054.00	2.9825167	\$77,706.49	\$0.00	(\$51,652.49)
22	0010000	4100	\$2,107.00	7.25472235	\$15,285.70	\$0.00	(\$13,178.70)
22	0010000	4100	\$893.00	4.97492721	\$4,442.61	\$0.00	(\$3,549.61)
22	0010000	4100	\$856.00	15.97053738	\$13,670.78	\$0.00	(\$12,814.78)
22	0010000	4100	\$27,857.00	0.86279355	\$24,034.84	\$0.00	\$3,822.16
22	0010000	4500	\$0.00		\$49,998.58	\$0.00	(\$49,998.58)
22	0010000	4500	\$275.00	22.24956364	\$6,118.63	\$0.00	(\$5,843.63)
22	0010000	4500	\$4,533.00	5.19475623	\$23,547.83	\$0.00	(\$19,014.83)
22	0010000	4500	\$3,217.00	5.75080821	\$18,500.35	\$0.00	(\$15,283.35)
22	0010000	4500	\$116,125.00	1.02548469	\$119,084.41	\$0.00	(\$2,959.41)
22	0010000	4500	\$1,438.00	20.6695758	\$29,722.85	\$0.00	(\$28,284.85)
22	0010000	4500	\$1,233.00	8.57105434	\$10,568.11	\$0.00	(\$9,335.11)
22	0010000	4500	\$2,242.00	12.07991525	\$27,083.17	\$0.00	(\$24,841.17)
22	0010000	4500	\$1,172.00	14.49705631	\$16,990.55	\$0.00	(\$15,818.55)
22	0010000	4500	\$0.00		\$0.00	\$0.00	\$0.00
22	0010000	4500	\$0.00		\$0.00	\$0.00	\$0.00

Fiscal Year	Fund - Expended	Function First Two Digits	Fiscal Year Budgeted Amount	% Expensed	Fiscal Year Expense Amount	Fiscal Year Encumbrance Amount	Balance
22	0010000	4500	\$4,466.00	9.21302508	\$41,145.37	\$0.00	(\$36,679.37)
22	0010000	4500	\$0.00		\$0.00	\$0.00	\$0.00
22	0010000	4500	\$4,517.00	11.10044941	\$50,140.73	\$0.00	(\$45,623.73)
22	0010000	4500	\$3,592.00	9.5475696	\$34,294.87	\$0.00	(\$30,702.87)
22	0010000	4500	\$1,900.00	3.86439474	\$7,342.35	\$0.00	(\$5,442.35)
22	0010000	4500	\$3,399.00	10.23073845	\$34,774.28	\$0.00	(\$31,375.28)
22	0010000	4500	\$0.00		\$12,482.01	\$0.00	(\$12,482.01)
22	0010000	4500	\$1,967.00	6.06040163	\$11,920.81	\$0.00	(\$9,953.81)
22	0010000	4500	\$2,645.00	10.56225709	\$27,937.17	\$0.00	(\$25,292.17)
22	0010000	4500	\$1,919.00	7.74870766	\$14,869.77	\$0.00	(\$12,950.77)
22	0010000	4500	\$1,073.00	2.4473439	\$2,626.00	\$0.00	(\$1,553.00)
22	0010000	4500	\$1,099.00	18.85532302	\$20,722.00	\$0.00	(\$19,623.00)
22	0010000	4500	\$0.00		\$0.00	\$0.00	\$0.00
22	0010000	4500	\$105,912.00	2.98658273	\$316,314.95	\$341.87	(\$210,744.82)
22	0010000	4500	\$1,667.00	17.55936413	\$29,271.46	\$0.00	(\$27,604.46)
22	0010000	4500	\$5,000.00	0	\$0.00	\$5,000.00	\$0.00
22	0010000	4600	\$3,787.00	2.36841827	\$8,969.20	\$0.00	(\$5,182.20)
22	0010000	4600	\$0.00		\$0.00	\$0.00	\$0.00
22	0010000	4600	\$0.00		\$0.00	\$0.00	\$0.00
22	0010000	4600	\$5,958.00	0.50173716	\$2,989.35	\$0.00	\$2,968.65
22	0010000	4600	\$510.00	3.19701961	\$1,630.48	\$0.00	(\$1,120.48)
22	0010000	4600	\$458.00	0	\$0.00	\$0.00	\$458.00
22	0010000	4600	\$81.00	69.7662963	\$5,651.07	\$0.00	(\$5,570.07)
22	0010000	5600	\$261,422.00	0.94029577	\$245,814.00	\$13,608.00	\$2,000.00
22	0010000	7200	\$460,888.00	0.95297018	\$439,212.52	\$0.00	\$21,675.48
22	0010000	7400	\$400,000.00	0	\$0.00	\$0.00	\$400,000.00
22	0010000	7500	\$0.00		\$0.00	\$0.00	\$0.00
22	0029000	2500	\$70,000.00	0.81880529	\$57,316.37	\$0.00	\$12,683.63
22	0029000	6100	\$4,173,661.50	0.88127493	\$3,678,143.25	\$495,518.25	\$0.00
22	0029012	2500	\$5,000.00	0	\$0.00	\$1,250.00	\$3,750.00
22	0029012	6100	\$1,726,512.50	1	\$1,726,512.50	\$0.00	\$0.00
22	0029014	6100	\$343,887.50	1	\$343,887.50	\$0.00	\$0.00
22	0030000	2700	\$0.00		\$0.00	\$0.00	\$0.00
22	0039000	2700	\$13,601.14	0	\$0.00	\$0.00	\$13,601.14
22	0039001	2700	\$263,133.90	0.49882094	\$131,256.70	\$100,866.54	\$31,010.66
22	0060000	2700	\$0.00		\$0.00	\$0.00	\$0.00
22	0060000	3100	\$81,036.00	1.88906708	\$153,082.44	\$330.00	(\$72,376.44)
22	0060000	3100	\$1,356,553.06	0.91684813	\$1,243,753.14	\$17,443.13	\$95,356.79
22	0060000	7400	\$270,000.00	0	\$0.00	\$0.00	\$270,000.00
22	0069006	3100	\$3,068,459.48	0.39651523	\$1,216,690.93	\$172,290.99	\$1,679,477.56
22	0069022	3100	\$3,063.00	0	\$0.00	\$0.00	\$3,063.00
22	0079004	3200	\$20,000.00	0	\$0.00	\$20,000.00	\$0.00
22	0079111	3200	\$1,000.00	1	\$1,000.00	\$0.00	\$0.00
22	0079333	3200	\$6,000.00	0	\$0.00	\$6,000.00	\$0.00
22	0089002	3200	\$250.00	0	\$0.00	\$250.00	\$0.00
22	0089003	3200	\$50,000.00	0	\$0.00	\$50,000.00	\$0.00
22	0089112	3200	\$500.00	0	\$0.00	\$500.00	\$0.00
22	0099000	1100	\$25,992.80	0	\$0.00	\$24,742.70	\$1,250.10
22	0099000	1100	\$7,060.00	0	\$0.00	\$0.00	\$7,060.00
22	0099110	1100	\$7,942.20	0.78534537	\$6,237.37	\$339.83	\$1,365.00
22	0099120	1100	\$11,074.00	0.70388478	\$7,794.82	\$5,000.00	(\$1,720.82)
22	0099130	1100	\$11,880.00	0.89412879	\$10,622.25	\$5,392.80	(\$4,135.05)
22	0099140	1100	\$10,780.00	0.70191373	\$7,566.63	\$5,459.66	(\$2,246.29)
22	0099160	1100	\$13,400.00	0.83190821	\$11,147.57	\$6,593.78	(\$4,341.35)
22	0099170	1100	\$14,592.00	0.93001713	\$13,570.81	\$6,800.00	(\$5,778.81)
22	0099180	1100	\$12,544.00	0.76103077	\$9,546.37	\$5,670.72	(\$2,673.09)
22	0099200	1100	\$26,053.00	0.94907381	\$24,726.22	\$942.79	\$383.99
22	0099210	1100	\$23,140.00	0.84296413	\$19,506.19	\$1,674.66	\$1,959.15
22	0099300	1100	\$100,991.86	0.68031166	\$68,705.94	\$9,144.09	\$23,141.83
22	0099300	2400	\$52,000.00	0.94109615	\$48,937.00	\$3,063.00	\$0.00
22	0099301	2400	\$0.00		\$0.00	\$0.00	\$0.00
22	0149016	1100	\$277,078.00	0.85590816	\$237,153.32	\$0.00	\$39,924.68
22	0149016	2100	\$0.00		\$0.00	\$0.00	\$0.00
22	0149016	2400	\$40,476.00	0.9653869	\$39,075.00	\$0.00	\$1,401.00
22	0149016	7200	\$0.00		\$0.00	\$0.00	\$0.00
22	0149016	7400	\$0.00		\$0.00	\$0.00	\$0.00
22	0149111	7200	\$0.00		\$0.00	\$0.00	\$0.00
22	0149115	7200	\$0.00		\$0.00	\$0.00	\$0.00
22	0149116	1200	\$272,100.00	0.85733326	\$233,280.38	\$0.00	\$38,819.62
22	0149116	1200	\$262,400.00	0.75894078	\$199,146.06	\$0.00	\$63,253.94
22	0149116	1200	\$54,882.10	0.08927446	\$4,899.57	\$7,222.95	\$42,759.58
22	0149116	2100	\$5,130.00	3.00935088	\$15,437.97	\$0.00	(\$10,307.97)
22	0149116	2100	\$50,000.00	0.1344866	\$6,724.33	\$10,499.64	\$32,776.03
22	0149116	2100	\$225,000.00	0.74952071	\$168,642.16	\$23,279.82	\$33,078.02
22	0149116	2200	\$4,000.00	0.0809575	\$323.83	\$1,000.00	\$2,676.17
22	0149116	2400	\$96,100.00	0.81665349	\$78,480.40	\$0.00	\$17,619.60
22	0149116	2400	\$155,026.00	0.90740327	\$140,671.10	\$1,246.64	\$13,108.26
22	0149116	2700	\$132.96	0.25376053	\$33.74	\$44.70	\$54.52
22	0149116	4100	\$6,000.00	0.00530833	\$31.85	\$1,000.00	\$4,968.15
22	0149116	7400	\$0.00		\$0.00	\$0.00	\$0.00
22	0160000	1100	\$4,933,110.50	0.62020707	\$3,059,550.03	\$0.00	\$1,873,560.47
22	0160000	1100	\$27,636.00	5.36812672	\$148,353.55	\$0.00	(\$120,717.55)
22	0160000	1100	\$132,201.00	4.32415466	\$571,657.57	\$0.00	(\$439,456.57)
22	0160000	1200	\$25,226.00	0	\$0.00	\$0.00	\$25,226.00
22	0160000	1200	\$0.00		\$400,287.84	\$0.00	(\$400,287.84)
22	0160000	1200	\$0.00		\$91,669.13	\$0.00	(\$91,669.13)
22	0160000	1200	\$0.00		\$190,443.07	\$0.00	(\$190,443.07)
22	0160000	1200	\$0.00		\$15,261.49	\$0.00	(\$15,261.49)
22	0160000	1200	\$125,536.00	0	\$0.00	\$0.00	\$125,536.00
22	0160000	1900	\$0.00		\$41.86	\$0.00	(\$41.86)
22	0160000	2100	\$0.00		\$25,801.04	\$0.00	(\$25,801.04)
22	0160000	2400	\$0.00		\$5,731.39	\$0.00	(\$5,731.39)
22	0160000	2400	\$0.00		\$2,125.85	\$0.00	(\$2,125.85)
22	0160000	2400	\$43,640.00	0.90852887	\$39,648.20	\$3,991.80	\$0.00
22	0160000	2400	\$0.00		\$0.00	\$0.00	\$0.00
22	0160000	2400	\$0.00		\$3,026.57	\$0.00	(\$3,026.57)
22	0160000	2500	\$110,100.00	0.85908856	\$94,585.65	\$0.00	\$15,514.35
22	0160000	2700	\$581.25	1	\$581.25	\$0.00	\$0.00

Fiscal Year	Fund - Expender	Function First Two Digits	Fiscal Year Budgeted Amount	% Expensed	Fiscal Year Expense Amount	Fiscal Year Encumbrance Amount	Balance
22	0160000	2800	\$410,920.00	0.58387886	\$239,927.50	\$0.00	\$170,992.50
22	0160000	2800	\$885,487.90	0.71957281	\$637,173.02	\$122,203.88	\$126,111.00
22	0160000	2800	\$1,393,540.00	1.1672684	\$1,626,635.20	\$0.00	(\$233,095.20)
22	0160000	2800	\$1,205,402.29	0.87731242	\$1,057,514.40	\$138,814.89	\$11,073.00
22	0160000	2800	\$62,453.00	4.64255632	\$289,941.57	\$0.00	(\$227,488.57)
22	0160000	4100	\$5,877.00	1.30696103	\$7,681.01	\$0.00	(\$1,804.01)
22	0160410	2100	\$84,811.00	1.37549304	\$116,656.94	\$0.00	(\$31,845.94)
22	0161000	1100	\$0.00		\$284,662.38	\$0.00	(\$284,662.38)
22	0161000	1100	\$0.00		\$0.00	\$0.00	\$0.00
22	0161000	1100	\$0.00		\$0.00	\$0.00	\$0.00
22	0161000	1200	\$0.00		\$276,591.72	\$0.00	(\$276,591.72)
22	0161000	2100	\$0.00		\$16,249.42	\$0.00	(\$16,249.42)
22	0161000	5600	\$0.00		\$0.00	\$0.00	\$0.00
22	0180000	2600	\$0.00		\$0.00	\$0.00	\$0.00
22	0189000	2400	\$0.00		\$0.00	\$0.00	\$0.00
22	0189110	1100	\$500.00	0.68146	\$340.73	\$0.00	\$159.27
22	0189110	2400	\$20,066.15	0.46138497	\$9,258.22	\$2,949.60	\$7,858.33
22	0189110	7200	\$0.00		\$0.00	\$0.00	\$0.00
22	0189111	1200	\$0.00		\$0.00	\$0.00	\$0.00
22	0189111	7200	\$0.00		\$0.00	\$0.00	\$0.00
22	0189113	2200	\$3,500.00	0	\$0.00	\$0.00	\$3,500.00
22	0189120	2400	\$12,551.09	0.47001336	\$5,899.18	\$3,102.28	\$3,549.63
22	0189120	7200	\$0.00		\$0.00	\$0.00	\$0.00
22	0189123	2200	\$5,000.00	0.765658	\$3,828.29	\$0.00	\$1,171.71
22	0189130	1100	\$3,900.00	0.26412308	\$1,030.08	\$0.00	\$2,869.92
22	0189130	2400	\$19,134.35	0.327719	\$6,270.69	\$1,399.00	\$11,464.66
22	0189130	7200	\$0.00		\$0.00	\$0.00	\$0.00
22	0189132	1200	\$0.00		\$0.00	\$0.00	\$0.00
22	0189132	7200	\$0.00		\$0.00	\$0.00	\$0.00
22	0189133	2200	\$150.00	0	\$0.00	\$0.00	\$150.00
22	0189135	4500	\$11,440.40	0	\$0.00	\$0.00	\$11,440.40
22	0189140	1100	\$7,800.00	0.59232821	\$4,620.16	\$288.97	\$2,890.87
22	0189140	2400	\$15,350.00	0.30052704	\$4,613.09	\$1,391.80	\$9,345.11
22	0189143	2200	\$6,000.00	0.96873667	\$5,812.42	\$184.98	\$2.60
22	0189160	1100	\$0.00		\$0.00	\$0.00	\$0.00
22	0189160	2400	\$24,962.97	0.67976607	\$16,968.98	\$1,484.36	\$6,509.63
22	0189160	7200	\$0.00		\$0.00	\$0.00	\$0.00
22	0189161	2200	\$5,000.00	0	\$0.00	\$0.00	\$5,000.00
22	0189163	2200	\$9,500.00	0.48092	\$4,568.74	\$1,000.00	\$3,931.26
22	0189170	1100	\$18,000.00	0	\$0.00	\$10,000.00	\$8,000.00
22	0189170	2400	\$22,093.89	0.32381215	\$7,154.27	\$324.58	\$14,615.04
22	0189170	7200	\$0.00		\$0.00	\$0.00	\$0.00
22	0189171	2400	\$1,050.00	0.93829524	\$985.21	\$0.00	\$64.79
22	0189173	2200	\$0.00		\$0.00	\$0.00	\$0.00
22	0189180	1100	\$2,098.04	0.63788584	\$1,338.31	\$1.00	\$758.73
22	0189180	2400	\$24,597.33	0.15270722	\$3,756.19	\$1,740.77	\$19,100.37
22	0189180	7200	\$0.00		\$0.00	\$0.00	\$0.00
22	0189181	1200	\$0.00		\$0.00	\$0.00	\$0.00
22	0189183	2200	\$5,000.00	0	\$0.00	\$5,000.00	\$0.00
22	0189184	7200	\$0.00		\$0.00	\$0.00	\$0.00
22	0189200	2400	\$30,947.53	0.58325495	\$18,050.30	\$6,827.88	\$6,069.35
22	0189200	7200	\$0.00		\$36.97	\$0.00	(\$36.97)
22	0189203	2200	\$4,200.00	0.21873333	\$918.68	\$0.00	\$3,281.32
22	0189210	1100	\$0.00		\$0.00	\$0.00	\$0.00
22	0189210	2400	\$22,500.00	0.24327778	\$5,473.75	\$14,049.17	\$2,977.08
22	0189211	2200	\$3,060.00	0.01633987	\$50.00	\$0.00	\$3,010.00
22	0189213	2400	\$0.00		\$0.00	\$0.00	\$0.00
22	0189300	2400	\$50,275.15	0.32336691	\$16,257.32	\$26,358.30	\$7,659.53
22	0189300	7200	\$0.00		\$0.00	\$0.00	\$0.00
22	0189301	2200	\$0.00		\$0.00	\$0.00	\$0.00
22	0189302	1100	\$38,500.00	0.03428571	\$1,320.00	\$37,000.00	\$180.00
22	0189303	3200	\$72,934.71	0.20520586	\$14,966.63	\$43,930.14	\$14,037.94
22	0189304	4300	\$18,232.42	0.39358187	\$7,175.95	\$6,332.30	\$4,724.17
22	0189305	1100	\$0.00		\$0.00	\$0.00	\$0.00
22	0189306	2400	\$7,845.56	0.37743768	\$2,961.21	\$2,895.25	\$1,989.10
22	0189900	2200	\$3,702.01	0	\$0.00	\$0.00	\$3,702.01
22	0189901	1100	\$0.00		\$0.00	\$0.00	\$0.00
22	0189901	1900	\$0.00		\$0.00	\$0.00	\$0.00
22	0189901	2200	\$0.00		\$0.00	\$0.00	\$0.00
22	0189901	2200	\$0.00		\$0.00	\$0.00	\$0.00
22	0189901	7200	\$0.00		\$0.00	\$0.00	\$0.00
22	0189902	2200	\$11,224.52	0	\$0.00	\$0.00	\$11,224.52
22	0189902	2300	\$0.00		\$0.00	\$0.00	\$0.00
22	0189902	2400	\$0.00		\$0.00	\$0.00	\$0.00
22	0189903	2300	\$2,800.00	0	\$0.00	\$0.00	\$2,800.00
22	0189904	2400	\$502.00	0	\$0.00	\$0.00	\$502.00
22	0189905	2100	\$0.00		\$0.00	\$0.00	\$0.00
22	0189905	2100	\$51,248.39	0	\$0.00	\$0.00	\$51,248.39
22	0189906	2900	\$1,117.90	0.42669291	\$477.00	\$0.00	\$640.90
22	0189906	7200	\$0.00		\$0.00	\$0.00	\$0.00
22	0189907	1900	\$6,035.00	0	\$0.00	\$3,000.00	\$3,035.00
22	0189910	2700	\$3,902.36	0	\$0.00	\$0.00	\$3,902.36
22	0189914	2900	\$300.00	0	\$0.00	\$0.00	\$300.00
22	0189915	2900	\$2,500.00	0	\$0.00	\$250.00	\$2,250.00
22	0189916	2900	\$5,000.00	0.39525	\$1,976.25	\$28.00	\$2,995.75
22	0189918	3200	\$500.00	0	\$0.00	\$0.00	\$500.00
22	0189919	2900	\$1,000.00	0.1099	\$109.90	\$0.00	\$890.10
22	0189920	2800	\$1,231.75	0.83297747	\$1,026.02	\$205.73	\$0.00
22	0189922		\$0.00		\$0.00	\$0.00	\$0.00
22	0189922	2100	\$1,000.00	0	\$0.00	\$0.00	\$1,000.00
22	0189930	2200	\$0.00		\$0.00	\$0.00	\$0.00
22	0199000	2100	\$7,352.00	0.17831882	\$1,311.00	\$0.00	\$6,041.00
22	0199001	2200	\$0.00		\$0.00	\$0.00	\$0.00
22	0199009	2100	\$0.00		\$0.00	\$0.00	\$0.00
22	0199017	2100	\$0.00		\$0.00	\$0.00	\$0.00
22	0199023	1100	\$0.00		\$0.00	\$0.00	\$0.00
22	0199121	2100	\$40,888.00	0	\$0.00	\$0.00	\$40,888.00
22	0199180	4100	\$0.00		\$0.00	\$0.00	\$0.00

Fiscal Year	Fund - Expledger	Function First Two Digits	Fiscal Year Budgeted Amount	% Expensed	Fiscal Year Expense Amount	Fiscal Year Encumbrance Amount	Balance
22	0199181	1100	\$0.00		\$0.00	\$0.00	\$0.00
22	0199213	4100	\$0.00		\$0.00	\$0.00	\$0.00
22	0199301	4300	\$0.00		\$0.00	\$0.00	\$0.00
22	0199513	1100	\$0.00		\$0.00	\$0.00	\$0.00
22	0199715	1100	\$0.00		\$0.00	\$0.00	\$0.00
22	0199920	2200	\$1,000.00	0	\$0.00	\$0.00	\$1,000.00
22	0209001	2800	\$20,820.57	0.33408643	\$6,955.87	\$13,905.03	(\$40.33)
22	0209001	7200	\$10,000.00	0	\$0.00	\$0.00	\$10,000.00
22	0229000	7900	\$10,000.00	0.5109	\$5,109.00	\$5,000.00	(\$109.00)
22	0229300	4500	\$22,235.72	0.94005501	\$20,902.80	\$6,935.00	(\$5,602.08)
22	0249001	2900	\$10,354,226.00	0.98539143	\$10,202,965.54	\$240,963.65	(\$89,703.19)
22	0249002	0000	\$0.00		\$0.00	\$0.00	\$0.00
22	0249002	2900	\$735,700.00	0.81809524	\$601,872.67	\$96,119.94	\$37,707.39
22	0249094	2900	\$244,098.00	0.64894198	\$158,405.44	\$58,186.60	\$27,505.96
22	0270000	2900	\$247,533.00	0.56405275	\$139,621.67	\$57,012.15	\$50,899.18
22	0719013	2700	\$3,080,842.81	0.75780919	\$2,334,691.00	\$551,115.92	\$195,035.89
22	0719013	2800	\$127,000.00	0.76124583	\$96,678.22	\$8,562.56	\$21,759.22
22	0719013	5100	\$0.00		\$0.00	\$0.00	\$0.00
22	0719013	7200	\$1,731,512.50	0.79233835	\$1,371,943.75	\$0.00	\$359,568.75
22	2009110	4600	\$700.00	0	\$0.00	\$350.00	\$350.00
22	2009111	4600	\$200.00	0	\$0.00	\$0.00	\$200.00
22	2009121	4600	\$234.00	0	\$0.00	\$0.00	\$234.00
22	2009134	7200	\$0.00		\$0.00	\$0.00	\$0.00
22	2009184	7200	\$0.00		\$0.00	\$0.00	\$0.00
22	2009185	4600	\$1,500.00	0	\$0.00	\$0.00	\$1,500.00
22	2009202	4600	\$5,102.65	0.02645684	\$135.00	\$0.00	\$4,967.65
22	2009205	4600	\$250.00	0	\$0.00	\$0.00	\$250.00
22	2009209	4100	\$6,800.00	0.77061618	\$5,240.19	\$1,559.81	\$0.00
22	2009253	4300	\$2,000.00	0.18976	\$379.52	\$1,620.48	\$0.00
22	2009254	4100	\$2,904.97	0.6357656	\$1,846.88	\$1,057.14	\$0.95
22	2009256	4100	\$4,500.00	0.10433333	\$469.50	\$4,030.50	\$0.00
22	2009257	4100	\$0.00		\$0.00	\$0.00	\$0.00
22	2009257	7200	\$0.00		\$0.00	\$0.00	\$0.00
22	2009258	4600	\$2,050.00	0.48257073	\$989.27	\$1,060.73	\$0.00
22	2009301	4600	\$0.00		\$0.00	\$0.00	\$0.00
22	2009302	4100	\$500.00	0.09786	\$48.93	\$451.07	\$0.00
22	2009303	4100	\$120.00	0	\$0.00	\$0.00	\$120.00
22	2009304	7200	\$0.00		\$0.00	\$0.00	\$0.00
22	2009305	4100	\$0.00		\$0.00	\$0.00	\$0.00
22	2009306	4600	\$0.00		\$0.00	\$0.00	\$0.00
22	2009307	4100	\$38,000.00	0.59824079	\$22,733.15	\$19,542.75	(\$4,275.90)
22	2009309	4600	\$600.00	0	\$0.00	\$600.00	\$0.00
22	2009312	4100	\$23,109.07	0.39413745	\$9,108.15	\$13,757.64	\$243.28
22	2009314	4600	\$450.00	0.11057778	\$49.76	\$400.24	\$0.00
22	2009315	4600	\$340.00	0	\$0.00	\$340.00	\$0.00
22	2009316	7200	\$0.00		\$0.00	\$0.00	\$0.00
22	2009318	4100	\$6,200.00	0	\$0.00	\$0.00	\$6,200.00
22	2009321	4600	\$16,016.67	0.33946008	\$5,437.02	\$5,550.28	\$5,029.37
22	2009323	4600	\$2,000.00	0.01	\$20.00	\$1,980.00	\$0.00
22	2009324	4600	\$21,444.56	0.00927974	\$199.00	\$10,801.00	\$10,444.56
22	2009325	4100	\$27,000.00	0.22464741	\$6,065.48	\$19,973.20	\$961.32
22	2009326	4100	\$6,495.00	0.32385835	\$2,103.46	\$1,396.54	\$2,995.00
22	2009327	4100	\$5,705.00	0.09269588	\$528.83	\$2,471.17	\$2,705.00
22	2009330	4100	\$3,478.06	0.21481803	\$747.15	\$1,372.85	\$1,358.06
22	2009330	7200	\$0.00		\$0.00	\$0.00	\$0.00
22	2009331	4600	\$0.00		\$0.00	\$0.00	\$0.00
22	2009332	4100	\$11,030.00	0.23047144	\$2,542.10	\$3,207.90	\$5,280.00
22	2009333	4600	\$59,500.00	0.24244471	\$14,425.46	\$17,491.18	\$27,583.36
22	2009335	4100	\$10,832.00	0.0888137	\$962.03	\$4,537.97	\$5,332.00
22	2009336	4100	\$1,250.00	0.44716	\$558.95	\$689.82	\$1.23
22	2009337	4100	\$150.00	0	\$0.00	\$0.00	\$150.00
22	2009339	4100	\$28,500.00	0.09021018	\$2,570.99	\$25,907.50	\$21.51
22	2009340	4100	\$1,000.00	0.6331	\$633.10	\$350.78	\$16.12
22	2009345	7200	\$0.00		\$0.00	\$0.00	\$0.00
22	2009346	4100	\$500.00	0	\$0.00	\$500.00	\$0.00
22	2009350	4300	\$1,800.00	0.57373333	\$1,032.72	\$767.28	\$0.00
22	2009352	4100	\$10,158.51	0.02027364	\$205.95	\$5,794.05	\$4,158.51
22	2009353	4600	\$1,000.00	0	\$0.00	\$500.00	\$500.00
22	2009355	4600	\$1,515.57	0.21100312	\$319.79	\$201.30	\$994.48
22	2009380	4600	\$20,000.00	0	\$0.00	\$10,000.00	\$10,000.00
22	2009418	4600	\$0.00		\$0.00	\$0.00	\$0.00
22	2009419	4600	\$0.00		\$0.00	\$0.00	\$0.00
22	2009420	4600	\$7,497.69	0.97123247	\$7,282.00	\$215.69	\$0.00
22	2009421	4600	\$1,762.28	0	\$0.00	\$896.05	\$866.23
22	2009422	4600	\$6,088.02	0.79402991	\$4,834.07	\$1,094.30	\$159.65
22	2009423	4600	\$48,000.00	0.92539771	\$44,419.09	\$3,580.91	\$0.00
22	2009424	4600	\$4,800.00	0.39958333	\$1,918.00	\$2,882.00	\$0.00
22	2009425	4600	\$3,500.00	0.57656571	\$2,017.98	\$1,482.02	\$0.00
22	3003000	4500	\$45,500.00	0.9010989	\$41,000.00	\$0.00	\$4,500.00
22	3003000	4500	\$10,000.00	0	\$0.00	\$9,239.75	\$760.25
22	3003000	4500	\$285,264.43	0.72156308	\$205,836.28	\$65,069.75	\$14,358.40
22	3009110	4100	\$10,000.00	-0.015	(\$150.00)	\$5,500.00	\$4,650.00
22	3009120	4100	\$6,966.00	0	\$0.00	\$1,250.00	\$5,716.00
22	3009130	4100	\$10,000.00	0.12	\$1,200.00	\$750.00	\$8,050.00
22	3009140	4100	\$8,000.00	0	\$0.00	\$1,400.00	\$6,600.00
22	3009160	4100	\$9,000.00	0.07935778	\$714.22	\$810.78	\$7,475.00
22	3009170	4100	\$20,000.00	0.0332845	\$665.69	\$2,024.31	\$17,310.00
22	3009180	4100	\$10,000.00	0.078595	\$785.95	\$459.74	\$8,754.31
22	3009201	4100	\$25,075.00	0.33983529	\$8,521.37	\$12,340.56	\$4,213.07
22	3009202	4100	\$0.00		\$0.00	\$0.00	\$0.00
22	3009204	4100	\$0.00		\$0.00	\$0.00	\$0.00
22	3009208	4100	\$111,500.00	0	\$0.00	\$0.00	\$111,500.00
22	3009250	4100	\$12,084.00	0.38244869	\$4,621.51	\$4,776.00	\$2,686.49
22	3009251	4100	\$0.00		\$0.00	\$0.00	\$0.00
22	3009253	4300	\$600.00	0.43578333	\$261.47	\$36.44	\$302.09
22	3009253	7200	\$0.00		\$0.00	\$0.00	\$0.00
22	3009258	4100	\$145,006.00	0.01359599	\$1,971.50	\$9,940.50	\$133,094.00
22	3009301	4500	\$4,500.00	0.32468444	\$1,461.08	\$2,500.00	\$538.92

Fiscal Year	Fund - Expended	Function First Two Digits	Fiscal Year Budgeted Amount	% Expended	Fiscal Year Expense Amount	Fiscal Year Encumbrance Amount	Balance
22	3009302	4500	\$13,114.31	0.48267046	\$6,329.89	\$3,520.00	\$3,264.42
22	3009303	4600	\$4,517.09	0.48136743	\$2,174.38	\$1,840.88	\$501.83
22	3009304	4600	\$8,878.13	0.35519192	\$3,153.44	\$2,076.17	\$3,648.52
22	3009313	4100	\$29,150.00	0.55404803	\$16,150.50	\$0.00	\$12,999.50
22	3009325	4100	\$0.00		\$0.00	\$0.00	\$0.00
22	3009334	4300	\$29,223.18	0.00912118	\$266.55	\$25,880.06	\$3,076.57
22	3009390	4600	\$12,500.00	0.9628	\$12,035.00	\$465.00	\$0.00
22	3009410	4500	\$2,013.29	0.60104605	\$1,210.08	\$0.00	\$803.21
22	4019010	7200	\$0.00		\$0.00	\$0.00	\$0.00
22	4019011	3200	\$45,963.25	1	\$45,963.25	\$0.00	\$0.00
22	4019011	7500	\$2,265.67	1	\$2,265.67	\$0.00	\$0.00
22	4019012	3200	\$328,539.70	0.62118067	\$204,082.51	\$64,547.77	\$59,909.42
22	4019018	3200	\$0.00		\$0.00	\$0.00	\$0.00
22	4019018	7200	\$0.00		\$0.00	\$0.00	\$0.00
22	4019019	3200	\$0.00		\$0.00	\$0.00	\$0.00
22	4019019	7500	\$0.00		\$0.00	\$0.00	\$0.00
22	4019020	7200	\$0.00		\$0.00	\$0.00	\$0.00
22	4019021	3200	\$333.86	1	\$333.86	\$0.00	\$0.00
22	4019021	7500	\$13,950.04	1	\$13,950.04	\$0.00	\$0.00
22	4019022	3200	\$11,170.06	0.03849039	\$429.94	\$0.00	\$10,740.12
22	4019030	7200	\$0.00		\$0.00	\$0.00	\$0.00
22	4019031	3200	\$55,414.94	1	\$55,414.94	\$0.00	\$0.00
22	4019031	7500	\$910.35	1	\$910.35	\$0.00	\$0.00
22	4019032	3200	\$404,181.29	0.8663351	\$350,156.44	\$14,433.16	\$39,591.69
22	4019032	7200	\$0.00		\$0.00	\$0.00	\$0.00
22	4019038	3200	\$0.00		\$0.00	\$0.00	\$0.00
22	4019038	7200	\$0.00		\$0.00	\$0.00	\$0.00
22	4019039	3200	\$0.00		\$0.00	\$0.00	\$0.00
22	4019039	7500	\$0.00		\$0.00	\$0.00	\$0.00
22	4019041	3200	\$4,991.45	1	\$4,991.45	\$0.00	\$0.00
22	4019041	7500	\$23.93	1	\$23.93	\$0.00	\$0.00
22	4019048	3200	\$0.00		\$0.00	\$0.00	\$0.00
22	4019048	7200	\$0.00		\$0.00	\$0.00	\$0.00
22	4019049	3200	\$0.00		\$0.00	\$0.00	\$0.00
22	4019049	7500	\$0.00		\$0.00	\$0.00	\$0.00
22	4519010	2900	\$0.00		\$0.00	\$0.00	\$0.00
22	4519011	2900	\$0.00		\$0.00	\$0.00	\$0.00
22	4519012	2900	\$19,800.00	0	\$0.00	\$19,412.70	\$387.30
22	4519019	2900	\$0.00		\$0.00	\$0.00	\$0.00
22	4639017	7500	\$0.00		\$0.00	\$0.00	\$0.00
22	4679020	2100	\$0.00		\$0.00	\$0.00	\$0.00
22	4679020	2200	\$0.00		\$0.00	\$0.00	\$0.00
22	4679021	2100	\$425,136.84	0.77570909	\$329,782.51	\$5,447.75	\$89,906.58
22	4679021	2100	\$0.00		\$0.00	\$0.00	\$0.00
22	4679021	2200	\$20,800.00	0.61165337	\$12,722.39	\$8,500.00	(\$422.39)
22	4999018	1200	\$0.00		\$0.00	\$0.00	\$0.00
22	4999018	7400	\$0.00		\$0.00	\$0.00	\$0.00
22	4999019	1200	\$0.00		\$0.00	\$0.00	\$0.00
22	4999019	2200	\$0.00		\$0.00	\$0.00	\$0.00
22	4999019	2400	\$23,148.67	0.28213846	\$6,531.13	\$0.00	\$16,617.54
22	4999019	2600	\$0.00		\$0.00	\$0.00	\$0.00
22	4999019	2700	\$0.00		\$0.00	\$0.00	\$0.00
22	5079021	1100	\$269.17	1	\$269.17	\$0.00	\$0.00
22	5079021	2200	\$9,585.03	1	\$9,585.03	\$0.00	\$0.00
22	5079021	2200	\$0.00		\$0.00	\$0.00	\$0.00
22	5079021	3200	\$43.00	1	\$43.00	\$0.00	\$0.00
22	5079022		\$0.00		\$0.00	\$0.00	\$0.00
22	5079022	1100	\$2,982,190.79	0.18586054	\$554,271.58	\$236,447.08	\$2,191,472.13
22	5079022	1900	\$25,000.00	0.0775028	\$1,937.57	\$0.00	\$23,062.43
22	5079022	2100	\$552,000.00	0	\$0.00	\$0.00	\$552,000.00
22	5079022	2700	\$55,651.92	0.05068792	\$2,820.88	\$0.00	\$52,831.04
22	5079121	1100	\$10,000.00	0.922643	\$9,226.43	\$0.00	\$773.57
22	5079121	1900	\$46,025.67	0.40112681	\$18,462.13	\$0.00	\$27,563.54
22	5079121	1900	\$98,471.37	0.04000472	\$3,939.32	\$0.00	\$94,532.05
22	5079121	2200	\$0.00		\$0.00	\$0.00	\$0.00
22	5079121	2700	\$1,424,895.90	0.50083909	\$713,643.57	\$60,407.08	\$650,845.25
22	5079222	2100	\$15,384.31	0	\$0.00	\$0.00	\$15,384.31
22	5109021	1100	\$0.00		\$0.00	\$0.00	\$0.00
22	5109021	1100	\$0.00		\$0.00	\$0.00	\$0.00
22	5109021	2800	\$0.00		\$0.00	\$0.00	\$0.00
22	5109021	3200	\$0.00		\$0.00	\$0.00	\$0.00
22	5109121	2600	\$0.00		\$0.00	\$0.00	\$0.00
22	5169021	1200	\$98,008.95	1.050265	\$102,935.37	\$0.00	(\$4,926.42)
22	5169021	1200	\$41,340.33	0.92508236	\$38,243.21	\$0.00	\$3,097.12
22	5169021	1200	\$19,642.30	1.00846999	\$19,808.67	\$0.00	(\$166.37)
22	5169021	1200	\$34.61	0	\$0.00	\$0.00	\$34.61
22	5169021	2100	\$12,703.10	0	\$0.00	\$0.00	\$12,703.10
22	5169021	2100	\$17,701.35	1.48143955	\$26,223.48	\$0.00	(\$8,522.13)
22	5169021	2100	\$0.00		\$0.00	\$0.00	\$0.00
22	5169021	2100	\$2,322.43	0	\$0.00	\$0.00	\$2,322.43
22	5169021	2100	\$552.19	0	\$0.00	\$0.00	\$552.19
22	5169021	2400	\$25,840.93	0.25157454	\$6,500.92	\$0.00	\$19,340.01
22	5169021	2400	\$7,342.62	1.205552065	\$8,851.68	\$0.00	(\$1,509.06)
22	5169021	3200	\$17.52	0	\$0.00	\$0.00	\$17.52
22	5169022	1200	\$595,867.75	0.77828924	\$463,757.46	\$0.00	\$132,110.29
22	5169022	1200	\$224,432.73	0.77914255	\$174,865.09	\$0.00	\$49,567.64
22	5169022	1200	\$116,575.16	0.77148056	\$89,935.47	\$0.00	\$26,639.69
22	5169022	1200	\$15,146.97	0.31124905	\$4,714.48	\$1,457.98	\$8,974.51
22	5169022	2100	\$0.00		\$0.00	\$0.00	\$0.00
22	5169022	2100	\$322,458.06	0.35906741	\$115,784.18	\$0.00	\$206,673.88
22	5169022	2100	\$18,480.00	0	\$0.00	\$18,480.00	\$0.00
22	5169022	2200	\$72,000.00	0.64320833	\$46,311.00	\$0.00	\$25,689.00
22	5169022	2400	\$42,965.18	0.92698925	\$39,828.26	\$0.00	\$3,136.92
22	5169022	2400	\$56,195.05	0.76927825	\$43,229.63	\$0.00	\$12,965.42
22	5169022	2400	\$0.00		\$0.00	\$0.00	\$0.00
22	5169022	2400	\$0.00		\$0.00	\$0.00	\$0.00
22	5169022	3200	\$30,468.98	1.00116873	\$30,504.59	\$0.00	(\$35.61)
22	5169122	1200	\$248,308.53	0	\$0.00	\$0.00	\$248,308.53

Fiscal Year	Fund - Expdger	Function First Two Digits	Fiscal Year Budgeted Amount	% Expensed	Fiscal Year Expense Amount	Fiscal Year Encumbrance Amount	Balance
22	5169122	1200	\$24,719.67	0	\$0.00	\$0.00	\$24,719.67
22	5169122	2200	\$45,000.00	0	\$0.00	\$2,000.00	\$43,000.00
22	5169122	3200	\$6,723.64	0.66423544	\$4,466.08	\$1,524.51	\$733.05
22	5519121	1200	\$0.00		\$0.00	\$0.00	\$0.00
22	5519121	1200	\$8,638.42	0.96295387	\$8,318.40	\$0.00	\$320.02
22	5519121	2200	\$750.00	1	\$750.00	\$0.00	\$0.00
22	5519122	1200	\$6,960.14	0.18014005	\$1,253.80	\$5,646.30	\$60.04
22	5729021	1200	\$45,015.46	1.23355665	\$55,529.12	\$0.00	(\$10,513.66)
22	5729021	2200	\$27,734.10	0.00919518	\$255.02	\$0.00	\$27,479.08
22	5729021	3200	\$999.78	0	\$0.00	\$0.00	\$999.78
22	5729021	3200	\$583.57	0	\$0.00	\$0.00	\$583.57
22	5729022	1200	\$458,846.24	0.83547216	\$383,353.26	\$0.00	\$75,492.98
22	5729022	2200	\$18,506.34	0.13625493	\$2,521.58	\$0.00	\$15,984.76
22	5729022	3200	\$1,901.87	1	\$1,901.87	\$0.00	\$0.00
22	5729022	3200	\$4,000.00	0.95612	\$3,824.48	\$61.50	\$114.02
22	5729121	1100	\$166,284.55	0.17744878	\$29,506.99	\$0.00	\$136,777.56
22	5729122	1100	\$210,785.34	0.09695143	\$20,435.94	\$107,300.97	\$83,048.43
22	5729221	1100	\$25,798.27	0.39180457	\$10,107.88	\$0.00	\$15,690.39
22	5729221	2200	\$0.00		\$0.00	\$0.00	\$0.00
22	5729222	1100	\$0.00		\$0.00	\$0.00	\$0.00
22	5849022	1100	\$26,600.00	0.44980188	\$11,964.73	\$10,669.06	\$3,966.21
22	5849022	2200	\$45,637.48	0.34761845	\$15,864.43	\$0.00	\$29,773.05
22	5849022	3200	\$3,343.86	0.80516828	\$2,692.37	\$648.06	\$3.43
22	5879021	1200	\$1,678.80	0.99912437	\$1,677.33	\$0.00	\$1.47
22	5879022	1200	\$41,045.46	0.81640406	\$33,509.68	\$8.38	\$7,527.40
22	5879121	1200	\$4,629.13	0.97188889	\$4,499.00	\$0.00	\$130.13
22	5879121	2200	\$546.62	0	\$0.00	\$0.00	\$546.62
22	5879122	1200	\$16,204.57	0	\$0.00	\$0.00	\$16,204.57
22	5879122	1200	\$2,500.00	0	\$0.00	\$0.00	\$2,500.00
22	5879122	2200	\$5,326.44	0	\$0.00	\$0.00	\$5,326.44
22	5909021	1100	\$0.00		\$0.00	\$0.00	\$0.00
22	5909021	2200	\$102,138.29	0.16145698	\$16,490.94	\$0.00	\$85,647.35
22	5909021	3200	\$1,166.63	0.68487867	\$799.00	\$0.00	\$367.63
22	5909021	7400	\$0.00		\$0.00	\$0.00	\$0.00
22	5909022	1200	\$78,102.00	0.73166436	\$57,144.45	\$0.00	\$20,957.55
22	5909022	2200	\$120,029.55	0.57080919	\$68,513.97	\$29,490.00	\$22,025.58
22	5909022	3200	\$11,518.92	0.74572963	\$8,590.00	\$424.22	\$2,504.70
22	5999021	1100	\$20,000.00	0.2677005	\$5,354.01	\$0.00	\$14,645.99
22	5999021	2200	\$26,155.21	0.03814766	\$997.76	\$0.00	\$25,157.45
22	5999021	3200	\$718.81	0.83332174	\$599.00	\$0.00	\$119.81
22	5999022	3100	\$128,700.00	0	\$0.00	\$117,897.87	\$10,802.13

\$132,520,846.20

Medina City Schools

Check Register For

May 2022

6/13/22

3:29 PM

Check Date	Check Number	Vendor Name	Transaction Amount
05/02/2022	V697216	MEMO - MEDICAL MUTUAL	\$233,791.52
05/02/2022	V699592	MEMO - A&M ENDEAVORS LLC	\$54.95
05/02/2022 - Total			\$233,846.47
05/03/2022	V697214	GORDON FOOD SERVICE	\$17,909.98
05/03/2022 - Total			\$17,909.98
05/05/2022	V697217	MEMO - MEDICAL MUTUAL	\$67,106.03
05/05/2022 - Total			\$67,106.03
05/06/2022	V697218	MEMO MET LIFE INSURANCE	\$3,558.10
05/06/2022	V699593	MEMO - WESTFIELD BANK	\$711.29
05/06/2022 - Total			\$4,269.39
05/09/2022	697101	ADLER TEAM SPORTS	\$2,944.80
05/09/2022	697102	ADVANCE AUTO PARTS	\$55.20
05/09/2022	697103	AIS COMMERCIAL PARTS & SERVICE	\$240.00
05/09/2022	697104	AQUACLEAR	\$84.70
05/09/2022	697105	ARKAY FLORALS - FLOWER GALLERY	\$60.00
05/09/2022	697106	ARMSTRONG UTILITIES INC.	\$710.07
05/09/2022	697107	AUDITOR OF STATE'S OFFICE	\$1,537.50
05/09/2022	697108	BAUDVILLE INC	\$24.83
05/09/2022	697109	BRUMBAUGH-HERRICK INC.	\$1,120.00
05/09/2022	697110	BUEHLER'S MARKETS	\$239.39
05/09/2022	697111	BULK BOOKSTORE	\$1,489.42
05/09/2022	697112	BUZZARD TOOLS LLC	\$76.98
05/09/2022	697113	CAFETERIA-PEPSI COLA ORDERS	\$968.44
05/09/2022	697114	CAPP USA INC.	\$1,518.42
05/09/2022	697115	CARMINA SUDDETH	\$70.00
05/09/2022	697116	CITY OF MEDINA (SANITATION DEPT.)	\$1,349.18
05/09/2022	697117	CITY OF MEDINA (WATER DEPT.)	\$13,977.89
05/09/2022	697118	CLEVELAND CLINIC ATWORK	\$90.00
05/09/2022	697119	CLEVELAND PLUMBING SUPPLY CO.	\$9.94
05/09/2022	697120	COCA COLA BOTTLING CO CSLDT	\$1,022.92
05/09/2022	697121	COLUMBUS CLAY CO.	\$2,434.64
05/09/2022	697122	CONSTANCE LAETTNER	\$650.00
05/09/2022	697123	DALE J GAYDOS	\$120.00

Medina City Schools

Check Register For

May 2022

6/13/22

3:29 PM

Check Date	Check Number	Vendor Name	Transaction Amount
05/09/2022	697124	DEAN ROBLE	\$70.00
05/09/2022	697125	DEBBIE QUAIDER (PETTY CASHIER)	\$18.80
05/09/2022	697126	DEMCO INC	\$597.84
05/09/2022	697127	JENNIFER SLAIGHT	\$1,170.00
05/09/2022	697128	ETIENNE MASSICOTTE	\$32.00
05/09/2022	697129	FBN SYSTEMS INC.	\$1,515.00
05/09/2022	697130	FLINN SCIENTIFIC INC.	\$389.23
05/09/2022	697131	GCL EDUCATION SERVICES LLC.	\$2,325.00
05/09/2022	697132	GORDON FOOD SERVICE	\$409.32
05/09/2022	697133	HERSHEY CREAMERY CO	\$1,501.92
05/09/2022	697134	HOUSE OF FLOWERS BOUTIQUE	\$40.00
05/09/2022	697135	INNOVATIVE SOLUTIONS DISTRIBUTION	\$1,990.00
05/09/2022	697136	INSTITUTE FOR MULTI-SENSORY	\$1,275.00
05/09/2022	697137	INTEGRITY SPORT TEAM SALES, LLC	\$236.80
05/09/2022	697138	JOSTENS INC	\$9.16
05/09/2022	697139	KRISTIN MCCONAHY	\$120.00
05/09/2022	697140	LAWSON PRODUCTS INC	\$94.96
05/09/2022	697141	MARS ELECTRIC CO.	\$39.67
05/09/2022	697142	MASTER TEACHER INC	\$127.95
05/09/2022	697143	MCMASTER-CARR SUPPLY COMPANY	\$498.96
05/09/2022	697144	MCS FOOD SERVICE DEPT.	\$496.77
05/09/2022	697145	MEDINA ATHLETIC BOOSTER CLUB	\$516.00
05/09/2022	697146	MEDINA CITY SCHOOLS - BUSINESS DEPT	\$1,502.97
05/09/2022	697147	MEDINA CITY SCHOOLS	\$1,800.00
05/09/2022	697148	MEDINA HARDWARE INC	\$157.15
05/09/2022	697149	MID STATE RESTORATION	\$6,033.00
05/09/2022	697150	MORGAN AMEND	\$1,492.00
05/09/2022	697151	MUSIC IN MOTION	\$20.00
05/09/2022	697152	NEW STORY SCHOOLS OF OHIO	\$1,833.33
05/09/2022	697153	NICKLES BAKERY	\$690.94
05/09/2022	697154	NIKOLAS PETERS	\$500.00
05/09/2022	697155	NORTH GATEWAY TIRE CO INC	\$34.33
05/09/2022	697156	OAEP	\$285.00

Medina City Schools

Check Register For

May 2022

6/13/22

3:29 PM

Check Date	Check Number	Vendor Name	Transaction Amount
05/09/2022	697157	OHIO EDISON COMPANY	\$44,688.82
05/09/2022	697158	OTC BRANDS INC	\$290.27
05/09/2022	697159	P & A ADMINISTRATIVE SERVICES	\$72.00
05/09/2022	697160	RUMPKE OF OHIO INC	\$1,413.46
05/09/2022	697161	SCOTT SCRIVEN LLP	\$648.00
05/09/2022	697162	STEPHANIE M. BOWLIN	\$265.72
05/09/2022	697163	THINK SOCIAL PUBLISHING INC	\$294.29
05/09/2022	697164	STANTON'S SHEET MUSIC INC	\$1,167.55
05/09/2022	697165	STAPLES INC	\$267.41
05/09/2022	697166	TALBERT'S COMMERCIAL PRODUCTS	\$458.49
05/09/2022	697167	THE M CONLEY COMPANY	\$4,668.07
05/09/2022	697168	THOMAS G MCKENNA	\$250.00
05/09/2022	697169	TRANSPORTATION ACCESSORIES CO, INC.	\$300.00
05/09/2022	697170	UNITED RENTALS (N AMERICA) INC	\$160.00
05/09/2022	697171	VERMILION LOCAL SCHOOL DISTRICT	\$200.00
05/09/2022	697172	WOLFF BROS. SUPPLY INC.	\$991.08
05/09/2022	697173	WORTHINGTON CITY SCHOOL DISTRICT	\$250.00
05/09/2022	V697174	ACHIEVEMENT ADVANTAGE	\$3,450.00
05/09/2022	V697175	ALAN T ROLAND	\$250.00
05/09/2022	V697179	AMAZON.COM	\$14,465.27
05/09/2022	V697180	ANTHONY BELSITO	\$1,220.00
05/09/2022	V697181	BAUMSPAGE.COM, LLC	\$45.90
05/09/2022	V697182	BLICK ART MATERIALS LLC	\$184.60
05/09/2022	V697183	BSN SPORTS LLC	\$1,717.20
05/09/2022	V697184	LAURA M CALAIACOVO	\$2,880.00
05/09/2022	V697185	CDWG	\$17,673.02
05/09/2022	V697186	CLEVELAND CLINIC CENTER	\$30,275.16
05/09/2022	V697187	DAWN PROKOP	\$1,251.25
05/09/2022	V697188	RONALD A DOUGLAS	\$13.94
05/09/2022	V697189	ENNIS BRITTON CO LPA	\$429.00
05/09/2022	V697190	ENTERPRISE FM TRUST	\$8,468.72
05/09/2022	V697191	GRANT US HOPE	\$11,000.00
05/09/2022	V697192	CHRISTINA R HAMMAN	\$13.86

Medina City Schools Check Register For May 2022

6/13/22

3:29 PM

Check Date	Check Number	Vendor Name	Transaction Amount
05/09/2022	V697193	IXL LEARNING INC.	\$15,779.00
05/09/2022	V697194	JOSHEN PAPER & PACKAGING CO.	\$1,046.19
05/09/2022	V697195	LLA THERAPY, LLC.	\$37,960.50
05/09/2022	V697196	LORI S KELLY	\$1,799.50
05/09/2022	V697197	MICHAEL L WESNER	\$490.00
05/09/2022	V697198	MUSIC AND ARTS	\$95.68
05/09/2022	V697199	NICHOLAS BRANDON MACLARREN	\$1,250.00
05/09/2022	V697200	QUILL CORPORATION	\$285.08
05/09/2022	V697201	RAVEN M ORY	\$370.00
05/09/2022	V697202	REINHARDT SUPPLY COMPANY	\$685.30
05/09/2022	V697203	RIVERSIDE INSIGHTS	\$490.60
05/09/2022	V697204	SCHOOL SPECIALTY, LLC.	\$142.45
05/09/2022	V697205	SHELLEY MACK	\$442.00
05/09/2022	V697206	SPORTSWORLD	\$1,223.25
05/09/2022	V697207	TARA LOCHER	\$48.00
05/09/2022	V697208	TECHNOLOGY ENGINEERING GROUP, LLC	\$6,860.00
05/09/2022	V697209	CINTAS CORPORATION (V-CARD)	\$667.10
05/09/2022	V697210	FOLLETT SCHOOL SOLUTIONS (V-CARD)	\$11.99
05/09/2022	V697211	POINT SPRING & DRIVESHAFT (V-CARD)	\$136.14
05/09/2022	V697212	ROBERT J. VERNAK (V-CARD)	\$167.00
05/09/2022	V697213	W.B. MASON CO. INC. (V-CARD)	\$4.25
05/09/2022	V697276	MEMO - MEDICAL MUTUAL	\$84,775.54
05/09/2022 - Total			\$363,070.07
05/10/2022	697219	F.C.P.E	\$135.00
05/10/2022	697220	KIDS FIRST	\$22.00
05/10/2022	697221	OAPSE	\$4,843.19
05/10/2022	697222	KEITH L RUCINSKI, CHAPTER 13 TRSTEE	\$1,268.77
05/10/2022	697223	OHIO EDUCATION ASSOCIATION	\$372.20
05/10/2022	697224	PEOPLE QUALIFIED COMMITTEE	\$25.05
05/10/2022	V697225	MEMO-FLEXSAVE	\$9,519.64
05/10/2022	V697226	MEDINA CITY SCHOOLS FOUNDATION	\$69.00
05/10/2022	V697227	MEMO - SERS - BOARD	\$60,688.92
05/10/2022	V697228	MEMO - STRS - BOARD	\$233,457.84

Medina City Schools

Check Register For

May 2022

6/13/22

3:29 PM

Check Date	Check Number	Vendor Name	Transaction Amount
05/10/2022	V697229	MEMO -EFTPS - TAXES	\$240,690.92
05/10/2022	V697230	MEMO -MEDINA CITY SCHOOLS	\$422,077.41
05/10/2022	V697231	MEMO --S E R S - EMPLOYEE	\$43,818.35
05/10/2022	V697232	MEMO --S T R S - EMPLOYEE	\$244,128.47
05/10/2022	V697233	OHIO BUSINESS GATEWAY	\$46,911.22
05/10/2022	V697234	OHIO CHILD SUPPORT PAYMENT CENTRAL	\$1,803.02
05/10/2022	V697235	MEMO - OMNI	\$47,724.71
05/10/2022	V697236	TRUSTMARK VOLUNTARY BENEFITS	\$1,933.86
05/10/2022	V697237	UNITED WAY MEDINA & SUMMIT CO	\$93.16
05/10/2022 - Total			\$1,359,582.73
05/12/2022	697238	ARMSTRONG UTILITIES INC.	\$149.95
05/12/2022	697239	BARNES & NOBLE BOOKSELLERS	\$131.75
05/12/2022	697240	NEW DAIRY HOLDCO, LLC.	\$3,767.83
05/12/2022	697241	CAROLYN BOWER	\$10.76
05/12/2022	697242	DE LAGE LANDEN FINANCIAL	\$1,300.07
05/12/2022	697243	GORDON FOOD SERVICE	\$23.97
05/12/2022	697244	HEALTHCARE BILLING SERVICES	\$2,746.05
05/12/2022	697245	HERSHEY CREAMERY CO	\$3.00
05/12/2022	697246	HOME SCIENCE TOOLS	\$267.70
05/12/2022	697247	LAKESHORE EQUIPMENT COMPANY	\$177.72
05/12/2022	697248	MCS FOOD SERVICE DEPT.	\$499.34
05/12/2022	697249	OHIO SCHOOLS COUNCIL	\$11,526.00
05/12/2022	697250	PARTY FAVOR EVENT RENTALS	\$427.00
05/12/2022	697251	REALLY GOOD STUFF LLC	\$335.50
05/12/2022	697252	REBECCA MARPLE	\$136.37
05/12/2022	697253	ROBERTS ROOFING CO	\$271,476.45
05/12/2022	697254	SCHOLASTIC BOOK FAIRS	\$4,815.02
05/12/2022	697255	STAPLES INC	\$50.63
05/12/2022	697256	TODD ASSOCIATES INC	\$1,354.00
05/12/2022	697257	VERIZON WIRELESS	\$81.81
05/12/2022	697258	WATERLOGIC AMERICAS LLC	\$59.95
05/12/2022	697259	WOLFF BROS. SUPPLY INC.	\$30.00
05/12/2022	V697260	AMAZON.COM	\$778.24

Medina City Schools

Check Register For

May 2022

6/13/22

3:29 PM

Check Date	Check Number	Vendor Name	Transaction Amount
05/12/2022	V697261	BLICK ART MATERIALS LLC	\$13.00
05/12/2022	V697262	KATIE LYNN BOBER	\$27.21
05/12/2022	V697263	EAI EDUCATION	\$98.95
05/12/2022	V697264	EASY GRAPHICS CORP	\$123,450.00
05/12/2022	V697265	LAURA HOUGH	\$115.72
05/12/2022	V697266	MICHAEL L WESNER	\$2,069.17
05/12/2022	V697267	SHARON L OLTERSDORF	\$149.18
05/12/2022	V697268	QUADIENT FINANCE USA, INC	\$6,627.15
05/12/2022	V697269	QUILL CORPORATION	\$57.84
05/12/2022	V697270	SCHOOL SPECIALTY, LLC.	\$1,139.66
05/12/2022	V697271	VINCENT LIGHTING SYSTEMS CO	\$2,063.00
05/12/2022	V697272	VINSON GROUP LLC	\$2,575.00
05/12/2022	V697273	CINTAS CORPORATION (V-CARD)	\$385.25
05/12/2022	V697274	W.B. MASON CO. INC. (V-CARD)	\$16.48
05/12/2022	V697275	GORDON FOOD SERVICE	\$14,795.32
05/12/2022 - Total			\$453,732.04
05/13/2022	V697279	OHIO DEPT OF ED - MEMO CK	\$52,541.65
05/13/2022 - Total			\$52,541.65
05/16/2022	V697277	MEMO - MEDICAL MUTUAL	\$211,116.84
05/16/2022 - Total			\$211,116.84
05/17/2022	V698398	MEMO-CAPITAL ONE	\$20,245.94
05/17/2022 - Total			\$20,245.94
05/18/2022	V698362	GORDON FOOD SERVICE	\$15,900.69
05/18/2022 - Total			\$15,900.69
05/19/2022	697280	AMIT MEHTA	\$90.00
05/19/2022	697281	CYNTHIA WEERSING	\$60.65
05/19/2022	697282	EDWARD PERKINS	\$223.85
05/19/2022	697283	LAUREN SIMMONS	\$100.00
05/19/2022	697284	MELISSA LAZAR	\$125.00
05/19/2022	697285	ROBERT HENIGHAN	\$31.05
05/19/2022	697286	ADLER TEAM SPORTS	\$169.90
05/19/2022	697287	AG-PRO OHIO LLC	\$856.48
05/19/2022	697288	ALBRIGHT SECURITY CENTER INC.	\$20.75

Medina City Schools Check Register For May 2022

6/13/22

3:29 PM

Check Date	Check Number	Vendor Name	Transaction Amount
05/19/2022	697289	APOLLO PEST CONTROL COMPANY	\$723.00
05/19/2022	697290	APPLE INC.	\$1,918.00
05/19/2022	697291	AQUACLEAR	\$53.85
05/19/2022	697292	ACSI	\$1,664.50
05/19/2022	697293	B & B TROPHIES & AWARDS	\$95.00
05/19/2022	697294	BELLEFAIRE JEWISH CHILDREN'S	\$12,331.83
05/19/2022	697295	BIRDBRAIN TECHNOLOGIES LLC	\$338.00
05/19/2022	697296	NEW DAIRY HOLDCO, LLC.	\$4,985.83
05/19/2022	697297	BUZZARD TOOLS LLC	\$549.99
05/19/2022	697298	CAFETERIA-PEPSI COLA ORDERS	\$1,330.98
05/19/2022	697299	CAPP USA INC.	\$50.00
05/19/2022	697300	CARDINAL BUS SALES & SERV INC	\$3,203.76
05/19/2022	697301	CENTERRA CO-OP	\$62,940.42
05/19/2022	697302	CHILL ICE CREAM	\$1,890.00
05/19/2022	697303	THE MEDINA GAZETTE	\$551.70
05/19/2022	697304	CLEVELAND METROPARKS	\$800.00
05/19/2022	697305	COCA COLA BOTTLING CO CSLDT	\$622.90
05/19/2022	697306	COLUMBIA GAS OF OHIO INC	\$334.41
05/19/2022	697307	CROWN TROPHY OF MEDINA	\$1,448.70
05/19/2022	697308	CUMMINS SALES AND SERVICE	\$300.64
05/19/2022	697309	DE LAGE LANDEN FINANCIAL	\$296.92
05/19/2022	697310	DELL MARKETING LP	\$882.65
05/19/2022	697311	DEMCO INC	\$75.72
05/19/2022	697312	DYNAMERICAN INC.	\$1,850.00
05/19/2022	697313	EDUCATIONAL SERVICE CENTER	\$43,316.00
05/19/2022	697314	ESC OF MEDINA COUNTY	\$82,775.73
05/19/2022	697315	FBN SYSTEMS INC.	\$1,251.00
05/19/2022	697316	GENERAL MAINTENANCE	\$302.50
05/19/2022	697317	GREAT LAKES BIOMEDICAL LLC	\$1,311.00
05/19/2022	697318	HARRISON FORD INC	\$128.34
05/19/2022	697319	GREENWOOD PUBLISHING GROUP, LLC.	\$5,329.44
05/19/2022	697320	HERSHEY CREAMERY CO	\$983.88
05/19/2022	697321	HOME DEPOT CREDIT SERVICES	\$17.91

Medina City Schools Check Register For May 2022

6/13/22

3:29 PM

Check Date	Check Number	Vendor Name	Transaction Amount
05/19/2022	697322	HOUSE OF FLOWERS BOUTIQUE	\$52.50
05/19/2022	697323	ICANDI GRAPHICS, LLC	\$1,971.50
05/19/2022	697324	INTEGRITY SPORT TEAM SALES, LLC	\$342.24
05/19/2022	697325	JOHN S GRIMM INC.	\$83.25
05/19/2022	697326	KIDSLINK NEUROBEHAVIORAL	\$4,962.50
05/19/2022	697327	LUBRICATION ENGINEERS INC	\$7,523.74
05/19/2022	697328	MACKIN BOOK COMPANY	\$2,037.23
05/19/2022	697329	MACK'S INC.	\$1,203.52
05/19/2022	697330	MCMASTER-CARR SUPPLY COMPANY	\$297.72
05/19/2022	697331	MCS FOOD SERVICE DEPT.	\$106.47
05/19/2022	697332	MEDINA CITY SCHOOLS	\$1,310.27
05/19/2022	697333	MEDINA CITY SCHOOLS	\$65,190.00
05/19/2022	697334	MEDINA HARDWARE INC	\$89.70
05/19/2022	697335	MIDLAND HARDWARE COMPANY	\$244.00
05/19/2022	697336	MONTVILLE POLICE DEPARTMENT	\$876.00
05/19/2022	697337	MUSIC THERAPY ENRICHMENT CENTER	\$368.00
05/19/2022	697338	NICKLES BAKERY	\$967.71
05/19/2022	697339	NOREDINK CORP.	\$2,390.00
05/19/2022	697340	OHIO EDISON COMPANY	\$1,215.26
05/19/2022	697341	ORLO AUTO PARTS INC	\$476.69
05/19/2022	697342	PARMA BOARD OF EDUCATION	\$3,585.16
05/19/2022	697343	PERFECTION LEARNING CORP.	\$998.93
05/19/2022	697344	ROWLEYS WHOLESALE	\$540.44
05/19/2022	697345	SCHOLASTIC BOOK CLUBS INC	\$374.00
05/19/2022	697346	SCHOLASTIC BOOK FAIRS	\$4,518.74
05/19/2022	697347	STATE OF OHIO UST FUND	\$1,100.00
05/19/2022	697348	SUBURBAN SCHOOL TRANSPORTATION	\$62,161.60
05/19/2022	697349	TALBERT'S COMMERCIAL PRODUCTS	\$98.04
05/19/2022	697350	TEACHER SYNERGY, LLC	\$612.99
05/19/2022	697351	TOTAL EDUCATION SOLUTIONS, INC.	\$8,457.36
05/19/2022	697352	TRANSPORTATION ACCESSORIES CO, INC.	\$1,302.50
05/19/2022	697353	US BANK EQUIPMENT FINANCE	\$11,415.00
05/19/2022	697354	USA MOBILE DRUG TESTING	\$634.00

Medina City Schools Check Register For May 2022

6/13/22

3:29 PM

Check Date	Check Number	Vendor Name	Transaction Amount
05/19/2022	697355	VAN ALLEN LEMMON	\$660.00
05/19/2022	697356	WOLFF BROS. SUPPLY INC.	\$163.30
05/19/2022	697357	WORLD TRUCK TOWING & RECOVERY, INC.	\$825.00
05/19/2022	697358	ZANER-BLOSER INC	\$231.08
05/19/2022	V697359	ABC THERAPY, LTD	\$18,452.39
05/19/2022	V697360	AIRGAS USA LLC	\$25.58
05/19/2022	V697362	AMAZON.COM	\$2,786.13
05/19/2022	V697363	ANTHONY BELSITO	\$530.00
05/19/2022	V697364	BAUMSPAGE.COM, LLC	\$61.23
05/19/2022	V697365	BSN SPORTS LLC	\$55.65
05/19/2022	V697366	AMY LYNN BUSBY	\$133.38
05/19/2022	V697367	CDWG	\$7,459.60
05/19/2022	V697368	CHRISTIA MATTEY	\$1,958.58
05/19/2022	V697369	CROSS THREAD SOLUTIONS LLC	\$1,398.87
05/19/2022	V697370	ENVIRONMENTAL DESIGN GROUP, LLC.	\$7,950.00
05/19/2022	V697371	GABRIELE KNAFLICH	\$903.00
05/19/2022	V697372	GOODWILL INDUSTRIES AKRON INC	\$2,369.50
05/19/2022	V697373	KIMBERLY SUE HARMON	\$19.00
05/19/2022	V697374	JOSHEN PAPER & PACKAGING CO.	\$1,810.44
05/19/2022	V697375	LORI S KELLY	\$1,769.00
05/19/2022	V697376	MICHAEL L WESNER	\$2,144.23
05/19/2022	V697377	MUSIC AND ARTS	\$11,156.00
05/19/2022	V697378	NCS PEARSON, INC.	\$210.83
05/19/2022	V697379	PETERS KALAIL & MARKAKIS CO	\$2,434.73
05/19/2022	V697380	PSI AFFILIATES INC.	\$19,755.39
05/19/2022	V697381	QUILL CORPORATION	\$706.31
05/19/2022	V697382	REDTREE INVESTMENT GROUP	\$1,541.91
05/19/2022	V697383	REINHARDT SUPPLY COMPANY	\$3,319.14
05/19/2022	V697384	SCHOOL NURSE SUPPLY INC.	\$233.50
05/19/2022	V697385	SCHOOL SPECIALTY, LLC.	\$413.81
05/19/2022	V697386	SENDERO THERAPIES INC.	\$60,361.66
05/19/2022	V697387	DANIEL JOSEPH SMITH	\$19.78
05/19/2022	V697388	WESTERN PSYCHOLOGICAL SERVICES	\$959.00

Medina City Schools Check Register For May 2022

6/13/22

3:29 PM

Check Date	Check Number	Vendor Name	Transaction Amount
05/19/2022	V697389	CINTAS CORPORATION (V-CARD)	\$562.41
05/19/2022	V697390	EDUCATION ALTERNATIVES (V-CARD)	\$1,272.00
05/19/2022	V697391	HOUGHTON MIFFLIN HARCOURT (V-CARD)	\$4,112.62
05/19/2022	V697392	POINT SPRING & DRIVESHAFT (V-CARD)	\$802.76
05/19/2022	V697393	W.B. MASON CO. INC. (V-CARD)	\$12.75
05/19/2022 - Total			\$583,419.90
05/20/2022	698363	CENTRAL COLLECTION AGENCY	\$179.24
05/20/2022	698364	CITY OF AKRON	\$284.24
05/20/2022	698365	CITY OF BRUNSWICK	\$219.34
05/20/2022	698366	F.C.P.E	\$135.00
05/20/2022	698367	KIDS FIRST	\$22.00
05/20/2022	698368	OAPSE	\$4,803.85
05/20/2022	698369	KEITH L RUCINSKI, CHAPTER 13 TRSTEE	\$1,268.77
05/20/2022	698370	OHIO EDUCATION ASSOCIATION	\$372.20
05/20/2022	698371	PEOPLE QUALIFIED COMMITTEE	\$25.05
05/20/2022	698372	R.I.T.A.	\$51,497.05
05/20/2022	V698373	MEMO-FLEXSAVE	\$9,519.64
05/20/2022	V698374	MEDINA CITY SCHOOLS FOUNDATION	\$69.00
05/20/2022	V698375	MEDINA CITY TEACHERS ASSOC	\$37,841.78
05/20/2022	V698376	MEMO - SERS - BOARD	\$59,138.90
05/20/2022	V698377	MEMO - STRS - BOARD	\$237,664.56
05/20/2022	V698378	MEMO -EFTPS - TAXES	\$245,951.38
05/20/2022	V698379	MEMO -MEDINA CITY SCHOOLS	\$422,113.78
05/20/2022	V698380	MEMO MET LIFE INSURANCE	\$4,908.11
05/20/2022	V698381	MEMO --S E R S - EMPLOYEE	\$42,711.19
05/20/2022	V698382	MEMO --S T R S - EMPLOYEE	\$248,456.94
05/20/2022	V698383	OHIO BUSINESS GATEWAY	\$47,832.51
05/20/2022	V698384	OHIO CHILD SUPPORT PAYMENT CENTRAL	\$1,803.02
05/20/2022	V698385	MEMO - OMNI	\$47,449.71
05/20/2022	V698386	SCHOOL DISTRICT INCOME TAX	\$3,600.26
05/20/2022	V698387	TRUSTMARK VOLUNTARY BENEFITS	\$1,933.86
05/20/2022	V698388	UNITED WAY MEDINA & SUMMIT CO	\$93.16
05/20/2022	V698389	WORKERS COMP MEMO	\$20,948.11

Medina City Schools

Check Register For

May 2022

6/13/22

3:29 PM

Check Date	Check Number	Vendor Name	Transaction Amount
05/20/2022	V698626	OHIO DEPT OF ED - MEMO CK	\$52,550.99
05/20/2022 - Total			\$1,543,393.64
05/23/2022	V698390	MEMO - MEDICAL MUTUAL	\$237,726.90
05/23/2022 - Total			\$237,726.90
05/25/2022	V698391	GORDON FOOD SERVICE	\$5,338.39
05/25/2022	V698629	ARBITERPAY TRUST ACCOUNT	\$1,000.00
05/25/2022 - Total			\$6,338.39
05/26/2022	698399	ALEXSIS CELESTE ALVAREZ	\$7.00
05/26/2022	698400	ALICIA GUT	\$7.00
05/26/2022	698401	ALISON OSWALD	\$7.00
05/26/2022	698402	ALLISON KADLEC	\$7.00
05/26/2022	698403	ANDREW TOWNE	\$7.00
05/26/2022	698404	ANGELA BAKER	\$7.00
05/26/2022	698405	ANNA BASS	\$7.00
05/26/2022	698406	ANNE BARRAN	\$7.00
05/26/2022	698407	ANTHONY SCHAFFELD	\$7.00
05/26/2022	698408	APRIL TIGHE	\$7.00
05/26/2022	698409	ASHLEY GAZZO	\$7.00
05/26/2022	698410	ASHLEY PATADIA	\$7.00
05/26/2022	698411	BRANDY QUINONES	\$7.00
05/26/2022	698412	BRIDGET CHYLIK	\$7.00
05/26/2022	698413	BRIDGET WOOD	\$7.00
05/26/2022	698414	CAMELIA CLARKE	\$7.00
05/26/2022	698415	CHRISTINA COLLINS	\$7.00
05/26/2022	698416	CLAIRE TISCHLER	\$7.00
05/26/2022	698417	COURTNEY POHTO	\$7.00
05/26/2022	698418	DAWN COLSON	\$7.00
05/26/2022	698419	DAWN WALCHER	\$7.00
05/26/2022	698420	DEANNA LINDSEY	\$7.00
05/26/2022	698421	DOLORAS DILISIO SPECHT	\$7.00
05/26/2022	698422	ERIN MENICK	\$7.00
05/26/2022	698423	FEDA ALJAMAL	\$7.00
05/26/2022	698424	GRETCHEN LONG	\$7.00

Medina City Schools

Check Register For

May 2022

6/13/22

3:29 PM

Check Date	Check Number	Vendor Name	Transaction Amount
05/26/2022	698425	HEATHER SCHRAMM	\$7.00
05/26/2022	698426	HEATHER SHORT	\$7.00
05/26/2022	698427	JACLYN HEMING	\$7.00
05/26/2022	698428	JAMES SMEGO	\$7.00
05/26/2022	698429	JASMINE DOZIER	\$7.00
05/26/2022	698430	JASMINE FORTSON	\$7.00
05/26/2022	698431	JENNIFER BRUCKMAN	\$7.00
05/26/2022	698432	JENNIFER DEBOW	\$7.00
05/26/2022	698433	JENNIFER GRIEBELER	\$7.00
05/26/2022	698434	JENNIFER SKOP	\$7.00
05/26/2022	698435	JENNIFER SWIHART	\$7.00
05/26/2022	698436	JERRY ENGLISH	\$7.00
05/26/2022	698437	JESSICA BURROWS	\$7.00
05/26/2022	698438	JILL BAYLESS' PODSIADLO	\$7.00
05/26/2022	698439	JOANN LAUCHER	\$7.00
05/26/2022	698440	JUDIE FISCHER	\$7.00
05/26/2022	698441	JULIE DEIGHTON	\$7.00
05/26/2022	698442	KASEY ZISKA	\$7.00
05/26/2022	698443	KATHERIN MAYBAUM	\$7.00
05/26/2022	698444	KATHERINE SCOLARO-COLON	\$7.00
05/26/2022	698445	KAYLEI COOPER	\$7.00
05/26/2022	698446	KELLY ANTILL	\$7.00
05/26/2022	698447	KELLY BOTTONI	\$7.00
05/26/2022	698448	KELLY BRADWAY	\$7.00
05/26/2022	698449	KELLY PARKER	\$7.00
05/26/2022	698450	KERRI BLACK	\$7.00
05/26/2022	698451	KRISTA CHURA	\$7.00
05/26/2022	698452	KRISTEN WALTZ	\$7.00
05/26/2022	698453	LAURIE LEVERETTE	\$7.00
05/26/2022	698454	LINDSEY LOWE	\$7.00
05/26/2022	698455	LINDSEY WHITE	\$7.00
05/26/2022	698456	LISA HINKLE	\$7.00
05/26/2022	698457	LORETTA WEAVER	\$7.00

Medina City Schools

Check Register For

May 2022

6/13/22

3:29 PM

Check Date	Check Number	Vendor Name	Transaction Amount
05/26/2022	698458	MARGARET BENNETT	\$7.00
05/26/2022	698459	MARIA TIGHE	\$7.00
05/26/2022	698460	MARIBEL SOTO	\$7.00
05/26/2022	698461	MEGHAN OWINGS	\$7.00
05/26/2022	698462	MELISSA BILIKAM	\$7.00
05/26/2022	698463	MELISSA DOMANN	\$7.00
05/26/2022	698464	MERLE HANKINS	\$7.00
05/26/2022	698465	MICHELE WILKINSON	\$7.00
05/26/2022	698466	MICHELLE AGALIANOS	\$7.00
05/26/2022	698467	MICHELLE FORSYTHE	\$7.00
05/26/2022	698468	NANCY CREEMERS	\$7.00
05/26/2022	698469	NANCY PHILLIPS	\$7.00
05/26/2022	698470	NICHOLAI OLEKSIW	\$7.00
05/26/2022	698471	NICHOLE STRAUB	\$7.00
05/26/2022	698472	NICOLE PEPPEARD	\$10.00
05/26/2022	698473	NOELLE BOULTON	\$7.00
05/26/2022	698474	QIAO YAN ZHENG	\$7.00
05/26/2022	698475	RACHEL HOWINGTON	\$7.00
05/26/2022	698476	RENEE HARDEN	\$7.00
05/26/2022	698477	ROBERTO LEYVA	\$7.00
05/26/2022	698478	RYAN KILGORE	\$7.00
05/26/2022	698479	SARAH ERICKSON	\$7.00
05/26/2022	698480	SARAH ZIMMERMAN	\$7.00
05/26/2022	698481	SCOTT KOEHLER	\$7.00
05/26/2022	698482	SERENA SHOTT	\$7.00
05/26/2022	698483	SHANNA ARNOLD	\$7.00
05/26/2022	698484	SHAWN MOUSOURAKIS	\$7.00
05/26/2022	698485	SHAYLA MILLER	\$7.00
05/26/2022	698486	SHERRI ROSA RIVERA	\$7.00
05/26/2022	698487	SONJA LAWSON	\$7.00
05/26/2022	698488	TARA SMITH	\$7.00
05/26/2022	698489	TEENA EIDENMILLER	\$7.00
05/26/2022	698490	TIMOTHY KRUSE	\$7.00

Medina City Schools Check Register For May 2022

6/13/22

3:29 PM

Check Date	Check Number	Vendor Name	Transaction Amount
05/26/2022	698491	TRACIE JABLONOWSKI	\$14.00
05/26/2022	698492	TRICIA CLAYPOOL	\$7.00
05/26/2022	698493	VAISHALI GANDHI	\$7.00
05/26/2022	698494	VALERIE FETZER	\$7.00
05/26/2022	698495	VICTORIA HARRELL	\$7.00
05/26/2022	698496	WALESKA MARTINEZ	\$7.00
05/26/2022	698497	YVONNE VRUTNESKI	\$7.00
05/26/2022	V698498	CRAIG T KOMAR	\$7.00
05/26/2022	V698625	SYSCO CLEVELAND INC	\$68,576.57
05/26/2022	V698627	MEMO - BUREAU WORK COMP	\$3,234.44
05/26/2022 - Total			\$72,521.01
05/27/2022	698499	4IMPRINT INC	\$170.86
05/27/2022	698500	ADORAMA INC.	\$337.50
05/27/2022	698501	ADVANCE AUTO PARTS	\$324.00
05/27/2022	698502	ALYSSA ANDROSAC	\$500.00
05/27/2022	698503	ALYSSA ZOLLOS	\$140.00
05/27/2022	698504	AMERICAN CLASSICAL LEAGUE	\$156.00
05/27/2022	698505	ANDREW JAGER	\$240.00
05/27/2022	698506	ARKAY FLORALS - FLOWER GALLERY	\$52.50
05/27/2022	698507	ARMSTRONG UTILITIES INC.	\$339.25
05/27/2022	698508	ASHLAND UNIVERSITY	\$900.00
05/27/2022	698509	BALDWIN WALLACE UNIVERSITY	\$1,250.00
05/27/2022	698510	NEW DAIRY HOLDCO, LLC.	\$3,847.55
05/27/2022	698511	BREAKOUT EDU	\$99.00
05/27/2022	698512	BUEHLER'S MARKETS	\$323.70
05/27/2022	698513	BULK BOOKSTORE	\$1,117.75
05/27/2022	698514	CAFETERIA-PEPSI COLA ORDERS	\$708.63
05/27/2022	698515	CAMP FIGHTING SCOT	\$275.00
05/27/2022	698516	CARDINAL BUS SALES & SERV INC	\$380.13
05/27/2022	698517	CAROLINA BIOLOGICAL SUPPLY CO.	\$59.42
05/27/2022	698518	CARTER KENNELLY	\$39.00
05/27/2022	698519	CHARLES U. BERNAZZOLI	\$140.00
05/27/2022	698520	CHILDREN'S CENTER OF MEDINA COUNTY	\$206.32

Medina City Schools Check Register For May 2022

6/13/22

3:29 PM

Check Date	Check Number	Vendor Name	Transaction Amount
05/27/2022	698521	COLLEGE BOARD	\$48,937.00
05/27/2022	698522	COLUMBIA GAS OF OHIO INC	\$7,934.57
05/27/2022	698523	CRANDALL COMPANY INC	\$293.85
05/27/2022	698524	CUMMINS SALES AND SERVICE	\$5,222.74
05/27/2022	698525	DAMON INDUSTRIES INC	\$6,299.79
05/27/2022	698526	DELL MARKETING LP	\$742.64
05/27/2022	698527	DOMINICS PIZZA & JO JO'S BAR	\$147.73
05/27/2022	698528	JENNIFER SLAIGHT	\$455.00
05/27/2022	698529	EDUCATIONAL SERVICE CENTER	\$125.00
05/27/2022	698530	ERIC ELAVSKY	\$70.00
05/27/2022	698531	ESC OF MEDINA COUNTY	\$1,000.00
05/27/2022	698532	ETIENNE MASSICOTTE	\$112.00
05/27/2022	698533	FLINN SCIENTIFIC INC.	\$191.57
05/27/2022	698534	FRONTIER NORTH INC	\$55.67
05/27/2022	698535	GARY OSTKAR	\$70.00
05/27/2022	698536	GJORGI KONDEV	\$240.00
05/27/2022	698537	GORDON FOOD SERVICE	\$35.49
05/27/2022	698538	GRIZZLY AUTO & TIRE	\$578.63
05/27/2022	698539	GREENWOOD PUBLISHING GROUP, LLC.	\$32.00
05/27/2022	698540	HERSHEY CREAMERY CO	\$113.76
05/27/2022	698541	JON A WEIDELING JR	\$120.00
05/27/2022	698542	JONATHAN BONEZZI	\$1,050.00
05/27/2022	698543	JOSTENS INC	\$1,480.92
05/27/2022	698544	KAREN PLATZ	\$54.81
05/27/2022	698545	KATIE WAGNER	\$120.00
05/27/2022	698546	MARTY RUDIN	\$120.00
05/27/2022	698547	MCMASTER-CARR SUPPLY COMPANY	\$156.76
05/27/2022	698548	MCS FOOD SERVICE DEPT.	\$1,500.72
05/27/2022	698549	MEDINA CITY SCHOOLS	\$714.22
05/27/2022	698550	MEDINA COUNTY ECONOMIC	\$1,500.00
05/27/2022	698551	MEDINA COUNTY SANITARY	\$9,064.93
05/27/2022	698552	MEDINA HARDWARE INC	\$12.93
05/27/2022	698553	MICHAUDS INC.	\$19,996.13

Medina City Schools

Check Register For

May 2022

6/13/22

3:29 PM

Check Date	Check Number	Vendor Name	Transaction Amount
05/27/2022	698554	MIKE CAPEZUTO	\$70.00
05/27/2022	698555	NEIL KEIM	\$140.00
05/27/2022	698556	NICKLES BAKERY	\$863.24
05/27/2022	698557	OHIO DOMINICAN UNIVERSITY	\$250.00
05/27/2022	698558	OHIO EDISON COMPANY	\$15,587.88
05/27/2022	698559	P & A ADMINISTRATIVE SERVICES	\$340.40
05/27/2022	698560	PAYTON NIELSEN	\$320.00
05/27/2022	698561	PLAYSCRIPTS INC.	\$18.99
05/27/2022	698562	RICHARD A. SCHNEIGENBERG	\$70.00
05/27/2022	698563	ROBERT WRONKOVICH	\$40.00
05/27/2022	698564	ROJEN COMPANY	\$456.26
05/27/2022	698565	SCHOLASTIC INC	\$338.50
05/27/2022	698566	SCHOLASTIC, INC.	\$302.18
05/27/2022	698567	SCOTT SCRIVEN LLP	\$7,333.74
05/27/2022	698568	SMETZER'S TIRE CENTER INC.	\$15,697.00
05/27/2022	698569	SMITH BROTHERS INC.	\$540.00
05/27/2022	698570	SPORTSPLEX RENTALS	\$4,135.40
05/27/2022	698571	ST. JUDE CHILDREN'S RESEARCH	\$1,000.00
05/27/2022	698572	STATUS SOLUTIONS LLC	\$2,795.00
05/27/2022	698573	STEARNS VIOLINS INC.	\$247.46
05/27/2022	698574	SUSAN BOLENDER	\$375.00
05/27/2022	698575	SUSAN COULIS	\$120.00
05/27/2022	698576	THOMAS R. MANUS	\$40.00
05/27/2022	698577	TRANSPORTATION ACCESSORIES CO, INC.	\$745.74
05/27/2022	698578	TRECA DIGITAL ACADEMY	\$5,423.73
05/27/2022	698579	UNIVERSITY OF MOUNT UNION	\$430.00
05/27/2022	698580	WARD'S SCIENCE	\$326.08
05/27/2022	698581	WHITE HOUSE ARTESIAN SPRINGS	\$23.25
05/27/2022	698582	ZANER-BLOSER INC	\$2,408.90
05/27/2022	698621	BALDWIN WALLACE UNIVERSITY	\$1,250.00
05/27/2022	V698583	ALAN T ROLAND	\$120.00
05/27/2022	V698585	AMAZON.COM	\$6,600.40
05/27/2022	V698586	ANTHONY BELSITO	\$540.00

Medina City Schools

Check Register For

May 2022

6/13/22

3:29 PM

Check Date	Check Number	Vendor Name	Transaction Amount
05/27/2022	V698587	BLACKBOARD INC (WEBSITE)	\$32,201.99
05/27/2022	V698588	BLICK ART MATERIALS LLC	\$2,100.20
05/27/2022	V698589	BSN SPORTS LLC	\$42.40
05/27/2022	V698590	DAVID M CHAMBERS	\$99.00
05/27/2022	V698591	CHARLOTTE KOLKE	\$63.54
05/27/2022	V698592	DAWN PROKOP	\$2,241.26
05/27/2022	V698593	ENCOMPASS SUPPLY CHAIN SOLUTIONS	\$49.10
05/27/2022	V698594	HARPLEY CS LLC	\$1,320.00
05/27/2022	V698595	MARCIE R HENNING	\$31.01
05/27/2022	V698596	ISABELLA YEE	\$2,000.00
05/27/2022	V698597	JOSHEN PAPER & PACKAGING CO.	\$749.92
05/27/2022	V698598	MARY M LOBUGLIO	\$149.12
05/27/2022	V698599	LORI S KELLY	\$2,074.00
05/27/2022	V698600	JULIE ANN MCCABE	\$67.16
05/27/2022	V698601	MEDINA COUNTY PORT AUTHORITY	\$853.00
05/27/2022	V698602	MICHAEL L WESNER	\$240.00
05/27/2022	V698603	MUSIC AND ARTS	\$289.50
05/27/2022	V698604	MYRA LYNN BOWYER	\$160.00
05/27/2022	V698605	NICHOLAS BRANDON MACLARREN	\$540.00
05/27/2022	V698606	QUADIENT FINANCE USA, INC	\$140.39
05/27/2022	V698607	KRISTINE M QUALLICH	\$87.58
05/27/2022	V698608	RAVEN M ORY	\$480.00
05/27/2022	V698609	SHAYNA MICHELLE SAMOSKY	\$32.76
05/27/2022	V698610	SAVVAS LEARNING COMPANY LLC	\$940.70
05/27/2022	V698611	SCHOOL SPECIALTY, LLC.	\$385.76
05/27/2022	V698612	SHARON JOY SCHORR	\$4,550.00
05/27/2022	V698613	KATIE E SHAFFER	\$3,330.00
05/27/2022	V698614	SPORTSWORLD	\$837.50
05/27/2022	V698615	SARAH E STEVENS	\$1,282.13
05/27/2022	V698616	TARA LOCHER	\$128.00
05/27/2022	V698617	VINCENT LIGHTING SYSTEMS CO	\$2,650.00
05/27/2022	V698618	CINTAS CORPORATION (V-CARD)	\$684.95
05/27/2022	V698619	POINT SPRING & DRIVESHAFT (V-CARD)	\$207.90

Medina City Schools

Check Register For

May 2022

6/13/22

3:29 PM

Check Date	Check Number	Vendor Name	Transaction Amount
05/27/2022	V698620	W.B. MASON CO. INC. (V-CARD)	\$55.66
05/27/2022 - Total			\$250,169.15
05/30/2022	V698631	MEMO - BANK OF NEW YORK	\$404,568.75
05/30/2022 - Total			\$404,568.75
05/31/2022	V698628	MEMO - MEDICAL MUTUAL	\$238,008.54
05/31/2022	V698630	MEMO - P & A ADMINISTRATIVE	\$13,154.76
05/31/2022	V698632	MEMO MET LIFE INSURANCE	\$46,832.00
05/31/2022 - Total			\$297,995.30
Overall - Total			\$6,195,454.87

GENERAL FUND-TRUE DAYS CASH

Includes Emergency Levy

