

Medina City Schools

General Fund Analysis

November 30, 2017

	2017-2018	Y-T-D Actual		
	Original Estimate	July 2017 - June 2018	Percent	Variance
	(1)	(2)		(3)
Beginning Balance - July 1, 2017		53,851,830.20		0.00
General Fund	39,370,833.97			
Other Funds - Emergency Levy	14,480,996.23			
Revenue	<u>76,914,005.58</u>	<u>35,767,299.61</u>	<u>46.5%</u>	<u>41,146,705.97</u>
	76,914,005.58	35,767,299.61		41,146,705.97
Expenditures	76,147,614.00	30,245,579.56	39.7%	45,902,034.44
Encumbrance	946,300.00	1,673,998.54		-727,698.54
	<u>77,093,914.00</u>	<u>31,919,578.10</u>		<u>45,174,335.90</u>
Ending Balance - June 30, 2018	53,671,921.78	57,699,551.71		-4,027,629.93

Original Estimate revenue, expenditure and encumbrance taken from May 2017 five-year forecast
plus Return of Advances issued June 2017.

Includes November 2013 Emergency Levy

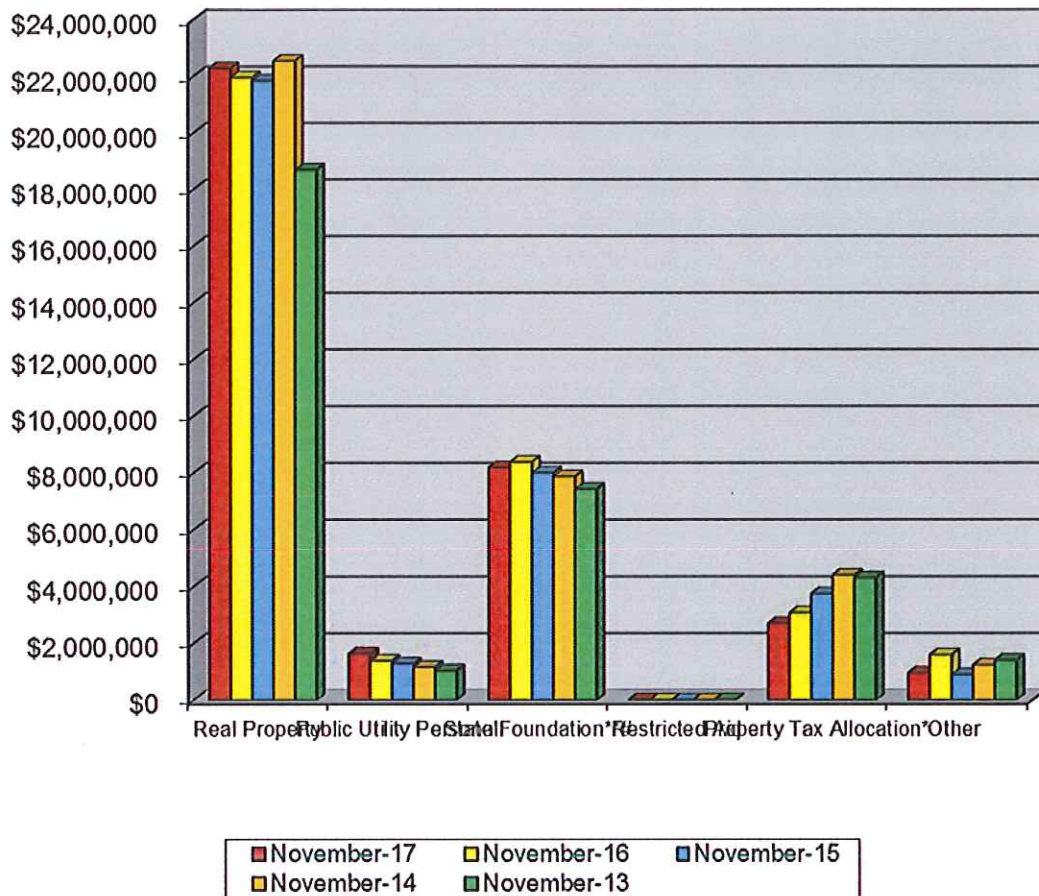
General Fund Summary

November 2017

Revenues

1. Real Property Taxes – Total Real Property Taxes received from the beginning of the fiscal year until November 30, 2017 is \$22,284,893.66. This is an increase of 4.2% above last year's taxes received at this time. This is due to the final settlement being posted in August last year moving monies into Public Utility Personal Property. \$-0- was collected in November.
2. Public Utility Personal Property Taxes – Total Public Utility Personal Property Taxes received from the beginning of the fiscal year until November 30, 2017 is \$1,633,841.71. These monies are distributed upon settlement from the County Auditor. The amounts are listed in a separate line for State and five-year forecasting purposes. \$-0- has been transferred.
3. State Foundation – State Foundation monies received from the State of Ohio from the beginning of the fiscal year until November 30, 2017 total \$8,186,217.42. This is an increase of 2.3% below last year's foundation money received at this time. This includes \$183,904.05 from Casino revenues for the year. \$1,563,105.31 was collected in November.
4. Restricted Aid – Restricted Aid monies are for Career Tech funding. Monies received from the beginning of the fiscal year until November 30, 2017 total \$11,269.62. \$1,776.96 was collected in November.
5. Homestead and Rollback – Monies received from the State of Ohio from the beginning of the fiscal year until November 30, 2017 total \$2,696,725.08. Receipts are based upon the real property taxes collected and Homestead filings with the County Auditor. These revenues will also include monies for personal property tax loss reimbursement from the State. The State will again be reducing the distribution of personal property tax loss reimbursement for the schools and will distribute these monies in November and May. \$87,528.90 was collected in November.
6. Other – Other monies received from the beginning of the fiscal year until November 30, 2017 total \$954,352.12. This is a decrease of 39.9% below last year at this time and is due to Gains/Losses on Investments, Rent, Return of Advances, and Refund of Prior Years Expenditures. \$188,397.12 was collected in November.

General Fund Revenue



	November-17	November-16	November-15	November-14	November-13	Current Forecast
Real Property	\$22,284,894	\$21,963,304	\$21,846,886	\$22,542,822	\$18,693,602	\$47,651,143
Public Utility Personal	\$1,633,842	\$1,384,942	\$1,278,953	\$1,162,428	\$1,036,985	\$3,021,813
State Foundation**#	\$8,186,217	\$8,381,673	\$8,000,751	\$7,868,906	\$7,428,223	\$20,662,619
Restricted Aid	\$11,270	\$6,075	\$3,287	\$2,645	\$15,036	\$81,792
Property Tax Allocation*	\$2,696,725	\$3,074,694	\$3,742,633	\$4,399,629	\$4,304,152	\$6,129,771
Other	\$954,352	\$1,586,841	\$897,309	\$1,234,969	\$1,401,791	\$3,037,726
Total	\$35,767,300	\$36,397,530	\$35,769,820	\$37,211,399	\$32,879,789	\$80,584,864
State %	30.5%	31.5%	32.8%	33.0%	35.7%	

Includes Homestead/Rollback, Tangible Personal Property Tax Fixed Rate Loss Reimbursement and Electric Deregulation.

* Includes Casino Revenue in State Foundation beginning January 2013 and Economic Disadvantaged Funding in November 2013.

‡ Includes a one time Hold Harmless on TPP in May 2016

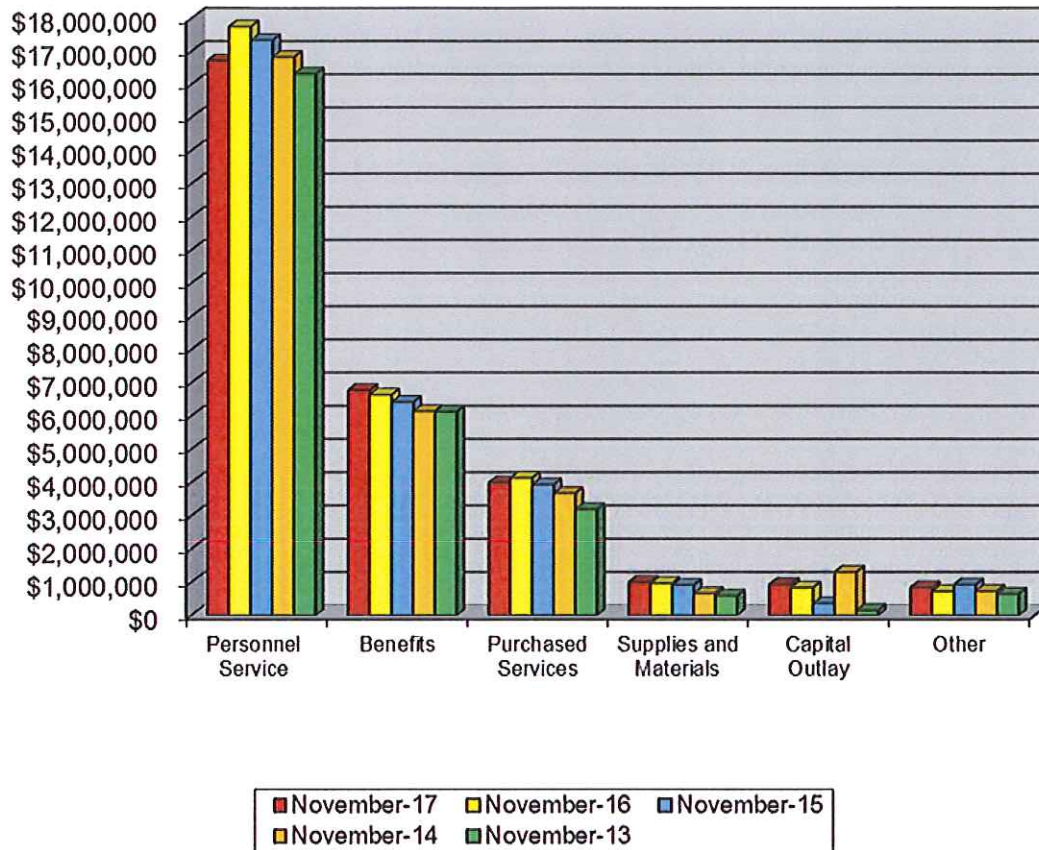
General Fund Summary

November 2017

Expenditures

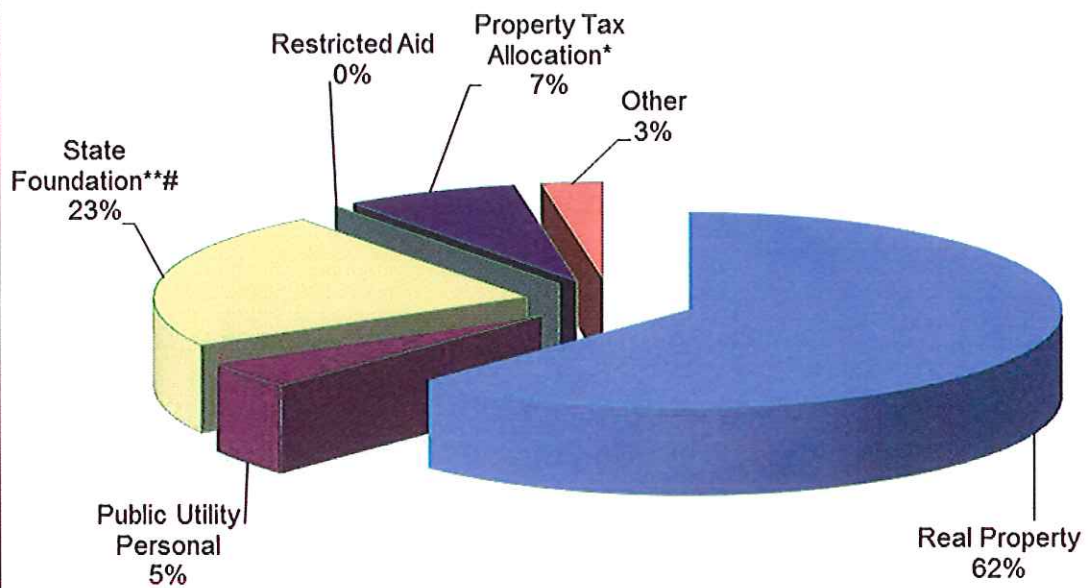
1. Personnel Services– The costs for personnel services for the School District from the beginning of the fiscal year until November 30, 2017 was \$16,713,568.60. This was a decrease of 5.8% below last year at this time. We are still one payment in the fiscal year behind last fiscal year. \$3,383,425.31 was spent in November.
2. Benefits – The cost for benefits for the School District from the beginning of the fiscal year until November 30, 2017 was \$6,771,376.86. This was an increase of 2.0% above last year at this time. \$1,336,386.22 was spent in November.
3. Purchased Services – The cost for purchased services for the district from the beginning of the fiscal year until November 30, 2017 total \$3,991,310.99. This was a 3.3% decrease below last year at this time. \$777,305.20 was spent in November. Professional Services, GAAP Services, Repairs and Services, Rent, Postage, Electricity, Water/Sewer, Gas, and Community Schools account for the decrease.
4. Supplies and Materials – The cost for supplies and materials for the district from the beginning of the fiscal year until November 30, 2017 total \$1,000,819.15. This was a 4.0% increase above last year at this time. \$101,673.88 was spent in November. Instructional Supplies, Nursing Supplies, and Textbooks account for this increase.
5. Capital Outlay – The cost for capital outlay for the district from the beginning of the fiscal year until November 30, 2017 total \$931,892.79. This was a 12.1% increase above last year at this time and was mainly due to Technology Equipment. \$61,042.42 was spent in November.
6. Other – The cost of other expenditures excluding transfers for the district was \$836,611.17 for the fiscal year until November 30, 2017. This was a 15.4% increase above last year at this time. \$143,060.14 was spent in November. Other Dues/Fees, and County Board Services make up the majority of this increase.

General Fund Expenditures

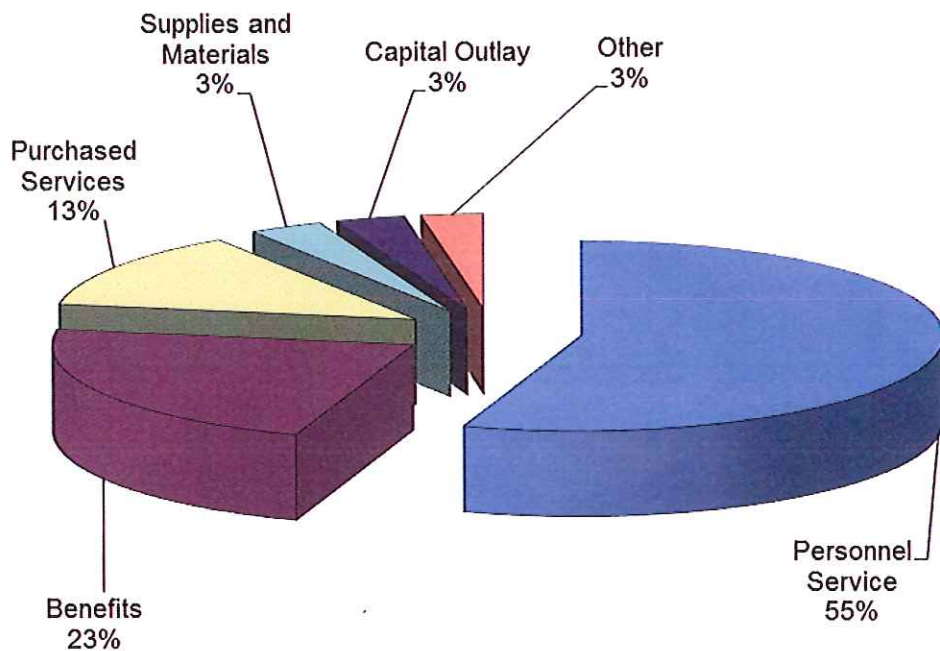


	November-17	November-16	November-15	November-14	November-13	Current Forecast
Personnel Service	\$16,713,569	\$17,742,891	\$17,330,374	\$16,822,694	\$16,316,262	\$44,412,755
Benefits	\$6,771,377	\$6,634,775	\$6,414,052	\$6,136,012	\$6,118,926	\$15,752,904
Purchased Services	\$3,991,311	\$4,127,756	\$3,932,204	\$3,669,286	\$3,186,995	\$9,321,752
Supplies and Materials	\$1,000,819	\$962,659	\$913,471	\$658,200	\$587,183	\$1,807,524
Capital Outlay	\$931,893	\$831,385	\$359,637	\$1,302,113	\$154,841	\$1,089,300
Other	\$836,611	\$724,878	\$924,912	\$729,845	\$642,382	\$1,741,027
Transfers and Adv., Etc.	\$0	\$314,956	\$348,731	\$307,538	\$0	\$493,894
Other than Debt						
Total	\$30,245,580	\$31,339,301	\$30,223,381	\$29,625,688	\$27,006,589	\$74,619,156

Current General Fund Revenue



Current General Fund Expenditures



November 2017

MEDINA CITY SCHOOLS BANK REC

Balance
3,310,882.00

Bank Balance - Regular Account

Petty Cash			
Financial Checks Outstanding	310,094.29		
Worker Comp Outstanding	1,443.39		
Flex O/S Checks	473.23		
Payroll Checks Outstanding	36,237.93		
	(348,248.84)		2,962,633.16
Flex Spending Bank Acct	16,912.48		

Investments:

Sweep Account	1,944,083.17		
Redtree Investments	22,777,777.01		
T. Rowe - Collins	328,716.65		610,236.13
T. Rowe - Bushman	0.00	328,716.65	5,303.50
Seudder - Collins	281,519.48		615,539.63
Seudder - Bushman	5,303.50	286,822.98	
Kanehl Stocks	5,803.02	615,539.63	
Star Ohio (22923)	28,846,943.77		
		28,846,943.77	
Star Plus 104791113939	0.00		
Multi-Bank Securities	8,417,826.19		
Fifth Third Securities	9,653,886.84		
Fifth Third Money Market	47,818.96		
Fifth Third Treasuries			
Total	72,309,678.59	72,309,678.59	75,289,224.23

Adjustments

Deposits in Transit	11,846.87		
Expenses not posted	(494,398.53)		
Other adjustments (see below)	0.00		
Total	(482,551.66)		74,806,672.57

MCSD Balance

74,806,672.57

Difference Between Bank vs. Book

0.00

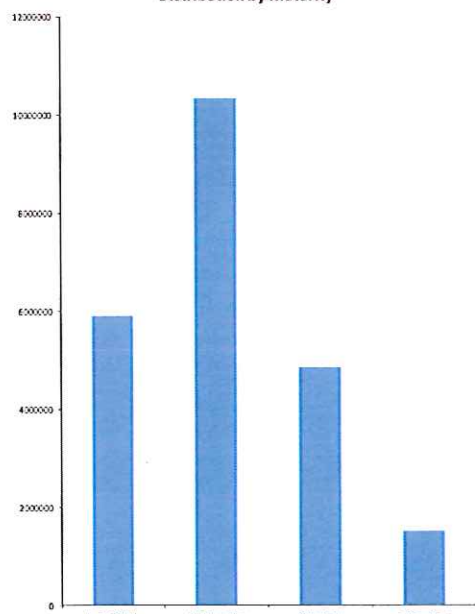
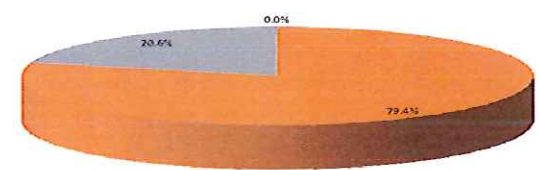
MEDINA CITY SCHOOLS

SALES TAX UPDATE

Date	Sales Tax Description	Receipts	Expenditures	Balance
July 1, 2017	Beginning Balance (071) Sales Tax and (002-9012) Bond			\$3,232,044.11
July	6 Month Asbestos Surveillance Inspection and Reports		\$525.00	\$3,231,519.11
	Dell, Inc. Poweredge R330		\$22,608.00	\$3,208,911.11
	Paving Program		\$5,555.46	\$3,203,355.65
	Tennis Court Improvements		\$3,555.46	\$3,199,800.19
	VP-16 16 Port Analog IP Video Encoders		\$8,995.00	\$3,190,805.19
	4th Quarter Fleet Master Lease Agreement		\$9,110.24	\$3,181,694.95
	Concept Develop and Schem Design/Design Phase and Const		\$4,417.00	\$3,177,277.95
	Sales Tax Distribution	\$718,991.15		\$3,896,269.10
August	Turf Replacement		\$449,510.00	\$3,446,759.10
	Flex Flip Tables		\$8,461.00	\$3,438,298.10
	Paving Program		\$500.00	\$3,437,798.10
	Mesh Black Chairs		\$2,524.76	\$3,435,273.34
	Remove and Replace Conrete Stoop/Step at Entrance to Locker Room		\$2,100.00	\$3,433,173.34
	1st Quarter Fleet Master Lease Agreement		\$9,110.24	\$3,424,063.10
	Lavor and Materials/Fixture Relamping		\$57,780.00	\$3,366,283.10
	Romove and Replace 525 Sq. Ft. of Concrete at Heritage		\$4,100.00	\$3,362,183.10
	Black Chairs		\$9,017.00	\$3,353,166.10
	Freight Charges/Anchor Bracket System		\$60.00	\$3,353,106.10
	Labor and Materials for Garfield Cupola Repair		\$61,880.39	\$3,291,225.71
	Claggett Door Replacement		\$1,675.00	\$3,289,550.71
	District Paving Program		\$57,952.04	\$3,231,598.67
September	Soccer Groundbar Anchor Bracket System		\$40.62	\$3,231,558.05
	Tetherballs/Post/Funball/Hoop/Backboards/Freight		\$3,825.00	\$3,227,733.05
	Stack Chairs, Poly Shell, Chrome Legs		\$1,882.00	\$3,225,851.05
	1st Quarter Fleet Master Lease Agreement		\$9,645.81	\$3,216,205.24
	Garfield Locker Replacement Project		\$23,900.00	\$3,192,305.24
	Paving Program		\$11,550.00	\$3,180,755.24
	Bank Chargers for New Radios		\$900.00	\$3,179,855.24
	Mini Dome Camera/Network Drops		\$768.00	\$3,179,087.24
	Labor and Materials for Garfield Cupola Repair		\$5,380.91	\$3,173,706.33
	Claggett Middle School Exterior Gym Door Replacement and Frame Upg		\$6,900.00	\$3,166,806.33
	Engineering Design and Observation for Sports Lighting at Ken Dukes St		\$2,900.00	\$3,163,906.33
	Labor and Supplies for Removal and Replacement of Carpet/Claggett 304		\$2,189.00	\$3,161,717.33
	Service Agreement - Generator		\$17,761.00	\$3,143,956.33
October	District Paving Program		\$140,947.81	\$3,003,008.52
	Flex Flip Tables in PDC		\$6,265.00	\$2,996,743.52
	2nd Quarter Fleet Master Lease Agreement		\$9,519.82	\$2,987,223.70
	Sales Tax Distribution	\$845,102.53		\$3,832,326.23
	6' Park Bench with Backrest at Northrop		\$333.00	\$3,831,993.23
	Door Replacement-Main Entrance and Bus Loop at Claggett		\$17,800.00	\$3,814,193.23
	Tennis Court Improvement		\$317.62	\$3,813,875.61
	Cupola Bidding and Award Phase, Construction and Closeout Phase		\$2,276.00	\$3,811,599.61
November	COPS Principal and Interest		\$1,261,668.75	\$2,549,930.86
	Claggett Middle School Door Replacement		\$6,580.00	\$2,543,350.86
	Conference Tables		\$2,411.82	\$2,540,939.04
	Roller Shades for Garfield and Claggett, Installation		\$6,420.00	\$2,534,519.04
	Teatherball Post, Balls, Funball, Hoop, Backboards		\$3,825.00	\$2,530,694.04
	Sealcoat Parking Lot Area at Garfield		\$3,457.00	\$2,527,237.04
	Sealcoat Blake Elementary Playground		\$5,537.00	\$2,521,700.04
	2nd Quarter Fleet Master Lease Agreement		\$9,519.82	\$2,512,180.22
	Paving Program		\$4,500.00	\$2,507,680.22
	Replacement Mats at Garfield		\$520.20	\$2,507,160.02
	Materials for Flooring Replacement of Stage Area at EVOLVE		\$979.00	\$2,506,181.02
Fiscal Year Totals		\$1,564,093.68	\$2,289,956.77	

Monthly Investment Summary
Medina City School District
US Bank Custodian Acct Ending x70982
 November 30, 2017

Monthly Cash Flow Activity		Market Value Summary				
From 10-31-17 through 11-30-17		Security Type	Market Value	Pct. Assets	Avg Yield at Cost	Wght Avg Mat
Beginning Book Value	22,769,891.66	Money Market Fund				
Contributions	0.00	MONEY MARKET FUND	4,781.59	0.0	1.00	0.00
Withdrawals	0.00	Fixed Income				
Realized Gains/Losses	0.00	U.S. GOVERNMENT AGENCY NOTES	17,898,835.11	79.2	1.29	1.98
Gross Interest Earnings	7,885.35	U.S. TREASURY BILLS	4,634,778.64	20.5	1.44	0.88
Ending Book Value	22,777,777.01	Accrued Interest	57,240.42	0.3		
		TOTAL PORTFOLIO	22,595,635.76	100.0	1.32	1.75

Maturity Distribution		Security Type Allocation	
<p align="center">Distribution by Maturity</p> 			

Disclosures:

RedTree's internal accounting system is used as the source of the market value of this account. Although obtained from a source believed to be reliable, we cannot guarantee its accuracy. You should review all account statements provided by the custodian and compare with the statements provided by RedTree.

Questions? Call 888.596.2293 or email info@redtreeinv.com

Portfolio Holdings Report
Medina City School District
US Bank Custodian Acct Ending x70982
 November 30, 2017

Quantity	Cusip	Security Description	Moody's	S&P	Cost Basis	Market Value	Yield at Cost	Wtd Maturity
U.S. GOVERNMENT AGENCY NOTES								
1,270,000	3134G9N60	Federal Home Ln Mtg 1.000% Due 07-27-18	Aaa	AA+	1,270,000.00	1,265,055.89	1.00	0.65
1,085,000	3135G0G72	Federal Natl Mtg Assoc 1.125% Due 12-14-18	Aaa	AA+	1,083,730.55	1,078,556.18	1.19	1.02
2,220,000	3137EADZ9	Federal Home Ln Mtg 1.125% Due 04-15-19	Aaa	AA+	2,219,267.40	2,200,772.58	1.14	1.35
2,500,000	3135G0K93	Federal Natl Mtg Assoc 1.250% Due 06-28-19	Aaa	AA+	2,500,000.00	2,477,957.50	1.25	1.55
2,180,000	3130A9EP2	Federal Home Ln Bank 1.000% Due 09-26-19	Aaa	AA+	2,179,753.60	2,147,831.92	1.00	1.79
2,420,000	3136G2RQ2	Federal Natl Mtg Assoc 1.400% Due 10-29-19	Aaa	AA+	2,420,000.00	2,394,783.60	1.40	1.87
1,270,000	3136G3J71	Federal Natl Mtg Assoc 1.420% Due 07-27-20	Aaa	AA+	1,270,000.00	1,248,981.50	1.42	2.58
1,520,000	3136G35C5	Federal Natl Mtg Assoc 1.400% Due 08-28-20	Aaa	AA+	1,520,000.00	1,492,726.64	1.40	2.66
2,130,000	3136G4AL7	Federal Natl Mtg Assoc 1.500% Due 09-30-20	Aaa	AA+	2,130,000.00	2,091,398.01	1.50	2.75
1,545,000	3136G34Y8	Federal Natl Mtg Assoc 1.600% Due 08-24-21	Aaa	AA+	1,545,000.00	1,500,771.28	1.60	3.58
Accrued Interest						57,240.42		
					18,137,751.55	17,956,075.53	1.29	1.98
U.S. TREASURY BILLS								
1,080,000	912796NV7	US Treasury Bill 0.000% Due 09-13-18	P-1	A-1+	1,066,485.51	1,066,859.64	1.26	0.79
1,770,000	912796NZ8	US Treasury Bill 0.000% Due 10-11-18	P-1	A-1+	1,746,167.39	1,745,600.55	1.40	0.86
1,850,000	912796PD5	US Treasury Bill 0.000% Due 11-08-18	P-1	A-1+	1,822,590.97	1,822,318.45	1.58	0.94
					4,635,243.87	4,634,778.64	1.44	0.88
MONEY MARKET FUND								
	USBMMF	First American Treasury Obligations Fund			4,781.59	4,781.59	1.00	
TOTAL PORTFOLIO					22,777,777.01	22,595,635.76	1.32	1.75

Disclosures:

RedTree's internal accounting system is used as the source of the market value of this account. Although obtained from a source believed to be reliable, we cannot guarantee its accuracy. You should review all account statements provided by the custodian and compare with the statements provided by RedTree.

Questions? Call 888.596.2293 or email info@redtreeinv.com

Monthly Activity Reports
Medina City School District
US Bank Custodian Acct Ending x70982
From 11-01-17 Through 11-30-17

GROSS INTEREST INCOME

Ex-Date	Pay-Date	Security	Amount
U.S. GOVERNMENT AGENCY DISCOUNT NOTES			
11-27-17	11-28-17	Federal Farm Credit Discount Note 0.000% Due 06-15-18	7,348.22
MONEY MARKET FUND			
11-01-17	11-01-17	First American Treasury Obligations Fund	537.13
GROSS INCOME			7,885.35

Disclosures:

RedTree's internal accounting system is used as the source of the market value of this account. Although obtained from a source believed to be reliable, we cannot guarantee its accuracy. You should review all account statements provided by the custodian and compare with the statements provided by RedTree.

Questions? Call 888.596.2293 or email info@redtreeinv.com

Purchase and Sale
Medina City School District
US Bank Custodian Acct Ending x70982
 From 11-01-17 Through 11-30-17

Trade Date	Settle Date	Quantity	Security	Unit Price	Amount
PURCHASES					
11-28-2017	11-30-2017	1,850,000	US Treasury Bill 0.000% Due 11-08-18	98.52	1,822,590.97
					<u>1,822,590.97</u>
SALES					
11-27-2017	11-28-2017	1,815,000	Federal Farm Credit Discount Note 0.000% Due 06-15-18	99.18	1,800,050.95
					<u>1,800,050.95</u>

Disclosures:

RedTree's internal accounting system is used as the source of the market value of this account. Although obtained from a source believed to be reliable, we cannot guarantee its accuracy. You should review all account statements provided by the custodian and compare with the statements provided by RedTree.

Questions? Call 888.596.2293 or email info@redtreeinv.com

Realized Gains/Losses
Medina City School District
US Bank Custodian Acct Ending x70982
 From 11-01-17 Through 11-30-17

Open Date	Close Date	Quantity	Security	Cost Basis	Proceeds	Gain Or Loss	
						Short Term	Long Term
TOTAL GAINS						0.00	0.00
TOTAL LOSSES						0.00	0.00
TOTAL REALIZED GAIN/LOSS						0.00	0.00

Disclosures:

RedTree's internal accounting system is used as the source of the market value of this account. Although obtained from a source believed to be reliable, we cannot guarantee its accuracy. You should review all account statements provided by the custodian and compare with the statements provided by RedTree.

Questions? Call 888.596.2293 or email info@redtreeinv.com

ENV# CEBDVHCKBBJBSDB_BBBBB
FIFTH THIRD SECURITIES, INC.
MD 1MOB2A
5050 KINGSLEY DRIVE
CINCINNATI, OH 45263



MEDINA CITY SCHOOLS
DAVID CHAMBERS
739 WEYMOUTH RD
MEDINA OH 44256

STATEMENT FOR THE PERIOD NOVEMBER 1, 2017 TO NOVEMBER 30, 2017

MEDINA CITY SCHOOLS - Corporation
Account Number: [REDACTED]

By the courtesy of:
LEE/CARTER/SAVAGE

For questions about your accounts:
Local: 614 744 5496
National: 800 228 8852

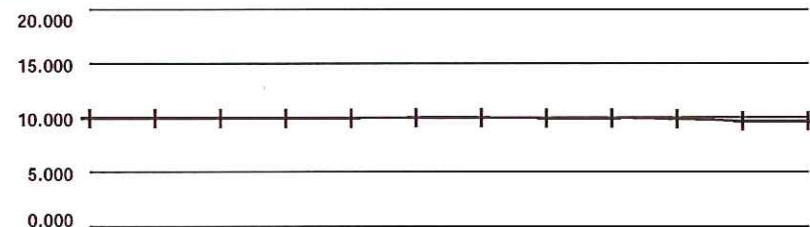
TOTAL VALUE OF YOUR PORTFOLIO **\$9,701,705.80**

FOR YOUR INFORMATION

Fifth Third Securities, Inc. Investments offered through Fifth Third Securities, Inc., member
FINRA/SIPC

CHANGE IN VALUE OF YOUR PORTFOLIO

\$ millions



03/15 06/15 09/15 12/15 03/16 06/16 09/16 12/16 03/17 06/17 09/17CURRENT
Change In Value Of Your Portfolio information can be found in Miscellaneous Footnotes at the end of this statement.

Fifth Third Securities, Inc.

MN _CEBDVHCKBBJBSDB_BBBBB 20171130

Account carried with National Financial Services LLC, Member
NYSE, SIPC

Statement for the Period November 1, 2017 to November 30, 2017

MEDINA CITY SCHOOLS - Corporation
Account Number: [REDACTED]



Account Overview

CHANGE IN ACCOUNT VALUE	Current Period	Year-to-Date
BEGINNING VALUE	\$9,712,766.46	\$9,982,669.94
Additions and Withdrawals	(\$6,899.38)	(\$121,488.19)
Income	\$6,899.38	\$120,751.59
Taxes, Fees and Expenses	\$0.00	\$0.00
Change in Value	(\$11,060.66)	(\$280,227.54)
ENDING VALUE (AS OF 11/30/17)	\$9,701,705.80	\$9,701,705.80

Refer to Miscellaneous Footnotes for more information on Change in Value.


INCOME

TAXABLE	Current Period	Year-to-Date
Taxable Dividends	\$44.30	\$698.65
Taxable Interest	\$6,855.08	\$120,052.94
TOTAL TAXABLE	\$6,899.38	\$120,751.59
TOTAL INCOME	\$6,899.38	\$120,751.59

Taxable income is determined based on information available to NFS at the time the statement was prepared, and is subject to change. Final information on taxation of interest and dividends is available on Form 1099-Div, which is mailed in February of the subsequent year.

ACCOUNT ALLOCATION

Money Markets 0.5%



CDs 99.5%

	Percent	Prior Period	Current Period
Money Markets	0.5 %	\$294,818.96	\$47,818.96
CDs	99.5	\$9,417,947.50	\$9,653,886.84
TOTAL	100.0 %	\$9,712,766.46	\$9,701,705.80

Account Allocation shows the percentage that each asset class represents of your total account value. Account Allocation for equities, fixed income, and other categories may include mutual funds and may be net of short positions. NFS has made assumptions concerning how certain mutual funds are allocated. Closed-end mutual funds and Exchange Traded Products (ETPs) listed on an exchange may be included in the equity allocation. The chart may not reflect your actual portfolio allocation. Consult your broker/dealer prior to making investment decisions.

Statement for the Period November 1, 2017 to November 30, 2017

MEDINA CITY SCHOOLS - Corporation
Account Number: [REDACTED]



Account Overview *continued*

MESSAGES AND ALERTS

Customers wishing to learn more about their investment professional can contact the FINRA BrokerCheck Hotline Number at 1-800-289-9999 or visit the FINRA Regulation website www.finra.org. Customers can also obtain an investor brochure that includes information describing the FINRA BrokerCheck program by contacting Brokerage Operations 1-888-889-1025.

Customers wishing to learn more about their investment professional can contact the FINRA BrokerCheck Hotline Number at 1-800-289-9999 or visit the FINRA Regulation website www.finra.org. Customers can also obtain an investor brochure that includes information describing the FINRA BrokerCheck program by contacting Brokerage Operations at 1-888-889-1025.

Beginning in November 2017, National Financial Services is enhancing Holdings Section of customer account statements to display Estimated Annual Income, Estimated Yield, and Accrued Interest values for additional Security Types. The Margin and Multi Margin Profile under the Account Overview section will also be modified to report Margin Equity for positions and balances held in Short Type 3 accounts.

Statement for the Period November 1, 2017 to November 30, 2017

MEDINA CITY SCHOOLS - Corporation
Account Number: [REDACTED]



Holdings

NFS-provided cost basis, realized gain (loss) and holding period information may not reflect all adjustments necessary for tax purposes. Please refer to Footnotes and Cost Basis Information at the end of this statement for more information.

For additional information regarding your holdings, please refer to the footnotes at the end of the statement.

CASH AND CASH EQUIVALENTS - 0.49% of Total Account Value

Description	Symbol/Cusip Account Type	Quantity	Price on 11/30/17	Current Market Value	Estimated Annual Income
Money Markets					
FEDERATED TREASURY OBLIGATIONS IS 7 DAY YIELD .93%	TOIXX CASH	47,818.96	\$1.00	\$47,818.96	
Dividend Option Cash					
Capital Gain Option Cash					
Total Cash and Cash Equivalents				\$47,818.96	

Statement for the Period November 1, 2017 to November 30, 2017

MEDINA CITY SCHOOLS - Corporation
Account Number: [REDACTED]



HOLDINGS > FIXED INCOME - 99.51% of Total Account Value

ALERT: You have a fixed income position due to mature within the next 90 days.

For an explanation of fixed income pricing, please see the last page. Redemption schedule(s), bond rating(s), and other information are provided where available. If information does not appear regarding a particular investment, it is not available. The ratings on this statement are provided by Standard & Poor's and/or Moody's to rate the quality based on the respective rating agency's assessment. "Ratings information from Standard & Poor's ("S&P") may not be reproduced. S&P credit ratings are statements of opinion and are not statements of fact or recommendations to purchase, hold, or sell securities, nor do they address the suitability of securities for investment purposes, and should not be relied on as investment advice. S&P does not guarantee the accuracy, completeness, timeliness or availability of any information, including ratings, and is not responsible for errors or omissions (negligent or otherwise). S&P gives no express or implied warranties, including but not limited to any warranties of merchantability or fitness for a particular purpose or use. S&P shall not be liable for any direct, indirect, incidental, exemplary, compensatory, punitive, special or consequential damages, costs, expenses, legal fees, or losses (including lost income or profits and opportunity costs) in connection with any use of ratings."

Description	Symbol/Cusip Account Type	Quantity	Estimated Price on 11/30/17	Estimated Current Market Value	Estimated Annual Income	Original/Adjusted Cost Basis	Unrealized Gain (Loss)
CDs							
Certificates of Deposit (CDs), including Market Indexed CDs and Market Linked CDs (collectively, MCDs) are generally shown at estimated market prices based upon a matrix or model pricing method that may not represent the actual price if sold prior to maturity. However, CDs and MCDs may be shown at face value for up to seven calendar days from date of issue if estimated market prices have not been received from a third party pricing vendor. The actual value of CDs and MCDs may be different from their purchase price. CDs and MCDs are subject to interest rate risk. The estimated market price reflected for MCDs may not be based on the actual closing value of the linked market index on the final maturity date and the market value of MCDs may not correspond directly to increases or decreases in the underlying linked market index. You may sell CDs or MCDs in the secondary market subject to market conditions. The secondary market for CDs and MCDs is generally illiquid. If sold prior to maturity, the value of MCDs may be less than the purchase amount or face value. The sale or redemption of any fixed income security prior to maturity may result in a substantial gain or loss, and an early withdrawal penalty may apply. Certain MCDs may only be redeemed on pre-specified liquidation dates and may have call features that allow the issuer to call the MCD prior to maturity. Certain Step Rate CDs are also subject to reinvestment risk if call provisions are exercised by the issuer and if a CD with a comparable rate is not available.							
See sales materials or contact your broker/dealer for additional information.							
BMO HARRIS BK NATL ASSN CHICAG CD 1.10000% 01/19/2018 FDIC INSURED CPN PMT SEMI-ANNUAL ON JUL 20, JAN 20 Estimated Yield 1.10% Accrued Interest \$1001.51 Average Unit Cost \$1.00 Adjusted Cost Basis	05581WCD5 CASH	248,000	\$1.00044	\$248,109.12	\$2,728.00	\$248,000.00	
						\$248,000.00	D \$109.12
ALLY BK MIDVALE UTAH CD 1.40000% 01/22/2018 FDIC INSURED CPN PMT SEMI-ANNUAL ON JUL 22, JAN 22 Next Interest Payable: 01/22/18 Estimated Yield 1.39% Accrued Interest \$1265.75 Average Unit Cost \$1.00 Adjusted Cost Basis	02006LND1 CASH	250,000	\$1.0004	\$250,100.00	\$3,500.00	\$250,000.00	
						\$250,000.00	D \$100.00
CAPITAL ONE BK USA NATL ASSN 1.25000% 01/22/2018 CD FDIC INSURED CPN PMT SEMI-ANNUAL	140420RH5 CASH	250,000	\$1.00018	\$250,045.00	\$3,125.00	\$250,000.00	

Fifth Third Securities, Inc.

Account carried with National Financial Services LLC, Member
NYSE, SIPC

MN_CEBDVHCKBBJSDB_BBBBBB 20171130

Page 5 of 22

Statement for the Period November 1, 2017 to November 30, 2017

MEDINA CITY SCHOOLS - Corporation
Account Number: [REDACTED]



HOLDINGS > FIXED INCOME *continued*

Description	Symbol/Cusip Account Type	Quantity	Estimated Price on 11/30/17	Estimated Current Market Value	Estimated Annual Income	Original/Adjusted Cost Basis	Unrealized Gain (Loss)
CAPITAL ONE BK USA NATL ASSN 1.25000% ON JUL 22, JAN 22 Next Interest Payable: 01/22/18 Estimated Yield 1.25% Accrued Interest \$1130.14 Average Unit Cost \$1.00 Adjusted Cost Basis	140420RH5	<i>continued</i>				\$250,000.00 D	\$45.00
BMW BK NORTH AMER SALT LAKE 1.35000% 01/23/2018 CD FDIC INSURED CPN PMT SEMI-ANNUAL ON JUL 23, JAN 23 Next Interest Payable: 01/23/18 Estimated Yield 1.35% Accrued Interest \$1211.30 Average Unit Cost \$1.00 Adjusted Cost Basis	05580ABB9 CASH	250,000	\$1.00033	\$250,082.50	\$3,375.00	\$250,000.00 D	\$82.50
DISCOVER BK CD 1.30000% 01/29/2018 FDIC INSURED CPN PMT SEMI-ANNUAL ON JUL 28, JAN 28 Next Interest Payable: 01/28/18 Estimated Yield 1.30% Accrued Interest \$1121.92 Average Unit Cost \$1.00 Adjusted Cost Basis	254672GB8 CASH	250,000	\$1.00025	\$250,062.50	\$3,250.00	\$250,000.00 D	\$62.50
ISRAEL DISC BK NEW YORK N Y CD 1.25000% 01/29/2018 FDIC INSURED CPN PMT SEMI-ANNUAL ON JUL 28, JAN 28 Next Interest Payable: 01/28/18 Average Unit Cost \$1.00 Adjusted Cost Basis	465076JE8 CASH	248,000	\$1.0003	\$248,074.40		\$248,000.00 D	\$74.40
SALLIE MAE BK SLT LAKE CITY UT CD 1.20000% 01/29/2018 FDIC INSURED CPN PMT SEMI-ANNUAL ON JUL 27, JAN 27 Next Interest Payable: 01/27/18 Estimated Yield 1.20%	795450XV2 CASH	248,000	\$1.0003	\$248,074.40	\$2,976.00	\$248,000.00	

Fifth Third Securities, Inc.

Account carried with National Financial Services LLC, Member
NYSE, SIPC

MN_CEBDVHCKBBJBSD_BBBBBB 20171130

Statement for the Period November 1, 2017 to November 30, 2017

MEDINA CITY SCHOOLS - Corporation
Account Number [REDACTED]



HOLDINGS > FIXED INCOME *continued*

Description	Symbol/Cusip Account Type	Quantity	Estimated Price on 11/30/17	Estimated Current Market Value	Estimated Annual Income	Original/Adjusted Cost Basis	Unrealized Gain (Loss)
SALLIE MAE BK SLT LAKE CITY UT CD Accrued Interest \$1035.48 Average Unit Cost \$1.00 Adjusted Cost Basis	795450XV2	<i>continued</i>				\$248,000.00 D	\$74.40
SYNOVUS BK COLUMBUS GA 1.10000% 01/29/2018 CD FDIC INSURED CPN PMT SEMI-ANNUAL ON JUL 29, JAN 29 Next Interest Payable: 01/29/18 Estimated Yield 1.10% Accrued Interest \$941.78 Average Unit Cost \$1.00 Adjusted Cost Basis	87164DGM6 CASH	250,000	\$0.99991	\$249,977.50	\$2,750.00	\$250,000.00 D	(\$22.50)
AMERICAN EXPRESS CENTRN 1.30000% 01/30/2018 CD FDIC INSURED CPN PMT SEMI-ANNUAL ON JUL 30, JAN 30 Next Interest Payable: 01/30/18 Estimated Yield 1.30% Accrued Interest \$1104.11 Average Unit Cost \$1.00 Adjusted Cost Basis	02587DXC7 CASH	250,000	\$1.00024	\$250,060.00	\$3,250.00	\$250,000.00 D	\$60.00
CARDINAL BK NATL ASSN VA 1.10000% 01/30/2018 CD FDIC INSURED CPN PMT MONTHLY Next Interest Payable: 12/30/17 Estimated Yield 1.10% Accrued Interest \$22.60 Average Unit Cost \$1.00 Adjusted Cost Basis	14147VEK8 CASH	250,000	\$0.99991	\$249,977.50	\$2,750.00	\$250,000.00 D	(\$22.50)
CUSTOMERS BK PHOENIXVILLE PA 1.15000% 01/30/2018 CD FDIC INSURED CPN PMT MONTHLY Next Interest Payable: 12/30/17 Estimated Yield 1.15% Accrued Interest \$23.63 Average Unit Cost \$1.00 Adjusted Cost Basis	23204HCK2 CASH	250,000	\$1.00	\$250,000.00	\$2,875.00	\$250,000.00 D	

Fifth Third Securities, Inc.

Account carried with National Financial Services LLC, Member
NYSE, SIPC

MN _CEBDVHCKBBJBSD_BBBBB 20171130

Page 7 of 22

Statement for the Period November 1, 2017 to November 30, 2017

MEDINA CITY SCHOOLS - Corporation
Account Number: [REDACTED]



HOLDINGS > FIXED INCOME *continued*

Description	Symbol/Cusip Account Type	Quantity	Estimated Price on 11/30/17	Estimated Current Market Value	Estimated Annual Income	Original/Adjusted Cost Basis	Unrealized Gain (Loss)
MEDALLION BK UTAH CD 1.15000% 01/30/2018 FDIC INSURED CPN PMT SEMI-ANNUAL ON JUL 30, JAN 30 Next Interest Payable: 01/30/18 Estimated Yield 1.15% Accrued Interest \$976.71 Average Unit Cost \$1.00 Adjusted Cost Basis	58403BU87 CASH	250,000	\$0.99999	\$249,997.50	\$2,875.00	\$250,000.00	
						\$250,000.00 D	(\$2.50)
FARM BUR BK FSB NV CD 1.05000% 02/02/2018 FDIC INSURED CPN PMT MONTHLY Next Interest Payable: 12/02/17 Estimated Yield 1.05% Accrued Interest \$208.56 Average Unit Cost \$1.00 Adjusted Cost Basis	307660JC5 CASH	250,000	\$0.99981	\$249,952.50	\$2,625.00	\$250,000.00	
						\$250,000.00 D	(\$47.50)
BANK OF GEORGETOWN WASH DC CD 1.00000% 02/12/2018 FDIC INSURED CPN PMT SEMI-ANNUAL ON AUG 12, FEB 12 Next Interest Payable: 02/12/18 Estimated Yield 1.00% Accrued Interest \$754.19 Average Unit Cost \$1.00 Adjusted Cost Basis	06424XCB6 CASH	248,000	\$1.00031	\$248,076.88	\$2,480.00	\$248,000.00	
						\$248,000.00 D	\$76.88
STEARNS BK NA ST CLOUD MN CD 1.00000% 02/12/2018 FDIC INSURED CPN PMT MONTHLY Next Interest Payable: 12/12/17 Estimated Yield 1.00% Accrued Interest \$129.10 Average Unit Cost \$1.00 Adjusted Cost Basis	857894QQ5 CASH	248,000	\$1.0002	\$248,049.60	\$2,480.00	\$248,000.00	
						\$248,000.00 D	\$49.60
LANDMARK CMNTY BK TN CD 1.05000% 02/13/2018 FDIC INSURED CPN PMT MONTHLY	51507LAS3 CASH	250,000	\$0.99971	\$249,927.50	\$2,625.00	\$250,000.00	

Fifth Third Securities, Inc.

Account carried with National Financial Services LLC, Member
NYSE, SIPC

MN_CEBDVHCKBBJBSD_BBBBBB 20171130

Statement for the Period November 1, 2017 to November 30, 2017

MEDINA CITY SCHOOLS - Corporation
Account Number: [REDACTED]



HOLDINGS > FIXED INCOME *continued*

Description	Symbol/Cusip Account Type	Quantity	Estimated Price on 11/30/17	Estimated Current Market Value	Estimated Annual Income	Original/Adjusted Cost Basis	Unrealized Gain (Loss)
LANDMARK CMNTY BK TN CD 1.05000% Next Interest Payable: 12/13/17 Estimated Yield 1.05% Accrued Interest \$129.45 Average Unit Cost \$1.00 Adjusted Cost Basis	51507LAS3	<i>continued</i>				\$250,000.00 D	(\$72.50)
BANK NORTH CAROLINA NC CD 1.05000% 02/20/2018 FDIC INSURED CPN PMT MONTHLY Next Interest Payable: 12/19/17 Estimated Yield 1.05% Accrued Interest \$85.61 Average Unit Cost \$1.00 Adjusted Cost Basis	06414QXP9 CASH	248,000	\$1.0002	\$248,049.60	\$2,604.00	\$248,000.00 D	\$49.60
EAGLEBANK BETHESDA MD CD 1.00000% 02/20/2018 FDIC INSURED CPN PMT MONTHLY Next Interest Payable: 12/19/17 Estimated Yield 1.00% Accrued Interest \$82.19 Average Unit Cost \$1.00 Adjusted Cost Basis	27002YCS3 CASH	250,000	\$1.00018	\$250,045.00	\$2,500.00	\$250,000.00 D	\$45.00
KEY BK NATL ASSN OHIO CD 1.15000% 02/20/2018 FDIC INSURED CPN PMT SEMI-ANNUAL ON AUG 17, FEB 17 Next Interest Payable: 02/17/18 Estimated Yield 1.15% Accrued Interest \$828.25 Average Unit Cost \$1.00 Adjusted Cost Basis	49306SWE2 CASH	248,000	\$1.0002	\$248,049.60	\$2,852.00	\$248,000.00 D	\$49.60
COMMUNITY FINL SVCS BK KY CD 1.05000% 05/17/2018 FDIC INSURED CPN PMT MONTHLY Next Interest Payable: 12/17/17 Estimated Yield 1.05% Accrued Interest \$99.88 Average Unit Cost \$1.00	20364ABC8 CASH	248,000	\$0.9986	\$247,652.80	\$2,604.00	\$248,000.00	

Fifth Third Securities, Inc.

Account carried with National Financial Services LLC, Member
NYSE, SIPC

MN_CEBDVHCKBBJBSD_BBBBBB 20171130

Statement for the Period November 1, 2017 to November 30, 2017

MEDINA CITY SCHOOLS - Corporation
Account Number: [REDACTED]



HOLDINGS > FIXED INCOME *continued*

Description	Symbol/Cusip Account Type	Quantity	Estimated Price on 11/30/17	Estimated Current Market Value	Estimated Annual Income	Original/Adjusted Cost Basis	Unrealized Gain (Loss)
COMMUNITY FINL SVCS BK KY CD 1.05000%	20364ABC8	<i>continued</i>					
Adjusted Cost Basis						\$248,000.00 D	(\$347.20)
FIRSTBANK PR SANTURCE CD 1.35000%	33767AUS8	248,000	\$0.99946	\$247,866.08	\$3,348.00	\$248,000.00	
07/30/2018 FDIC INSURED	CASH						
CPN PMT MONTHLY							
Next Interest Payable: 12/29/17							
Estimated Yield 1.35%							
Accrued Interest \$18.35							
Average Unit Cost \$1.00							
Adjusted Cost Basis						\$248,000.00 D	(\$133.92)
ORIENTAL B&T SAN JUAN PR CD 1.30000%	686184WR9	248,000	\$1.00026	\$248,064.48	\$3,224.00	\$248,000.00	
08/10/2018 FDIC INSURED	CASH						
CPN PMT SEMI-ANNUAL							
ON AUG 10, FEB 10							
Next Interest Payable: 02/10/18							
Estimated Yield 1.30%							
Accrued Interest \$998.11							
Average Unit Cost \$1.00							
Adjusted Cost Basis						\$248,000.00 D	\$64.48
FIRST FINL NORTHWEST BK RENTON CD	32022MAG3	248,000	\$0.99783	\$247,461.84	\$2,852.00	\$248,000.00	
1.15000% 08/20/2018 FDIC INSURED	CASH						
CPN PMT MONTHLY							
Next Interest Payable: 12/19/17							
Estimated Yield 1.15%							
Accrued Interest \$93.76							
Average Unit Cost \$1.00							
Adjusted Cost Basis						\$248,000.00 D	(\$538.16)
MB FINL BK NA CHIC. IL CD 1.30000%	55266CUM6	250,000	\$0.99612	\$249,030.00	\$3,250.00	\$250,000.00	
02/08/2019 FDIC INSURED	CASH						
CPN PMT MONTHLY							
Next Interest Payable: 12/08/17							
Estimated Yield 1.30%							
Accrued Interest \$204.79							
Average Unit Cost \$1.00							
Adjusted Cost Basis						\$250,000.00 D	(\$970.00)
HARBORONE BK BROCKTON MA CD 1.40000%	41166HAQ9	250,000	\$0.99711	\$249,277.50	\$3,500.00	\$250,000.00	
02/21/2019 FDIC INSURED	CASH						

Fifth Third Securities, Inc.

Account carried with National Financial Services LLC, Member
NYSE, SIPC

MN _CEBDVHCKBBJBSD_BBBBBB 20171130

Statement for the Period November 1, 2017 to November 30, 2017

MEDINA CITY SCHOOLS - Corporation
Account Number: [REDACTED]



HOLDINGS > FIXED INCOME *continued*

Description	Symbol/Cusip Account Type	Quantity	Estimated Price on 11/30/17	Estimated Current Market Value	Estimated Annual Income	Original/Adjusted Cost Basis	Unrealized Gain (Loss)
HARBORONE BK BROCKTON MA CD 1.40000% 41166HAQ9 <i>continued</i>							
CPN PMT MONTHLY							
Next Interest Payable: 12/21/17							
CALLABLE ON 12/21/2017 @ 100.0000							
Estimated Yield 1.40%							
Accrued Interest \$95.89							
Average Unit Cost \$1.00							
Adjusted Cost Basis						\$250,000.00 D	(\$722.50)
WOORI AMER BK NEW YORK N Y CD 1.30000% 981059AW8 250,000 \$0.99584 \$248,960.00 \$3,250.00 \$250,000.00							
02/24/2019 FDIC INSURED CASH							
CPN PMT SEMI-ANNUAL							
ON AUG 24, FEB 24							
Next Interest Payable: 02/24/18							
Estimated Yield 1.30%							
Accrued Interest \$881.51							
Average Unit Cost \$1.00							
Adjusted Cost Basis						\$250,000.00 D	(\$1,040.00)
TRADITION CAP BK EDINA MINN CD 1.35000% 89269FCP8 250,000 \$0.99534 \$248,835.00 \$3,375.00 \$250,000.00							
04/30/2019 FDIC INSURED CASH							
CPN PMT MONTHLY							
Next Interest Payable: 12/31/17							
Estimated Yield 1.35%							
Accrued Interest \$27.74							
Average Unit Cost \$1.00							
Adjusted Cost Basis						\$250,000.00 D	(\$1,165.00)
CAPITAL BK LITTLE ROCK CD 1.40000% 139797FV1 250,000 \$0.99576 \$248,940.00 \$3,500.00 \$250,000.00							
05/17/2019 FDIC INSURED CASH							
CPN PMT MONTHLY							
Next Interest Payable: 12/17/17							
Estimated Yield 1.40%							
Accrued Interest \$134.25							
Average Unit Cost \$1.00							
Adjusted Cost Basis						\$250,000.00 D	(\$1,060.00)
STATE BK INDIA NEW YORK NY CD 1.60000% 856285CB5 250,000 \$0.99819 \$249,547.50 \$250,000.00							
06/24/2019 FDIC INSURED CASH							
CPN PMT SEMI-ANNUAL							
ON DEC 23, JUN 23							
1ST CPN DTE 12/23/2017							

Fifth Third Securities, Inc.

Account carried with National Financial Services LLC, Member
NYSE, SIPC

MN _CEBDVHCKBBJBSD_BBBBBB 20171130

Statement for the Period November 1, 2017 to November 30, 2017

MEDINA CITY SCHOOLS - Corporation
Account Number: [REDACTED]



HOLDINGS > FIXED INCOME *continued*

Description	Symbol/Cusip Account Type	Quantity	Estimated Price on 11/30/17	Estimated Current Market Value	Estimated Annual Income	Original/Adjusted Cost Basis	Unrealized Gain (Loss)
STATE BK INDIA NEW YORK NY CD 1.60000%	856285CB5	<i>continued</i>					
Next Interest Payable: 12/23/17							
Average Unit Cost \$1.00						\$250,000.00 D	(\$452.50)
Adjusted Cost Basis							
FIRST CENTY BK TAZEWEILL TENN CD 1.50000%	319428AB4	250,000	\$0.99588	\$248,970.00	\$3,750.00	\$250,000.00	
08/09/2019 FDIC INSURED	CASH						
CPN PMT MONTHLY							
Next Interest Payable: 12/10/17							
Estimated Yield 1.50%							
Accrued Interest \$215.75							
Average Unit Cost \$1.00						\$250,000.00 D	(\$1,030.00)
Adjusted Cost Basis							
SUMMIT CMNTY BK MOOREFIELD WV CD	86604XLJ3	250,000	\$0.99323	\$248,307.50	\$3,625.00	\$250,000.00	
1.45000% 11/08/2019 FDIC INSURED	CASH						
CPN PMT MONTHLY							
Next Interest Payable: 12/08/17							
Estimated Yield 1.46%							
Accrued Interest \$228.42							
Average Unit Cost \$1.00						\$250,000.00 D	(\$1,692.50)
Adjusted Cost Basis							
YADKIN VY BK & TR CO ELKIN N C CD	984308ET9	250,000	\$0.99247	\$248,117.50	\$3,750.00	\$250,000.00	
1.50000% 01/24/2020 FDIC INSURED	CASH						
CPN PMT MONTHLY							
Next Interest Payable: 12/25/17							
Estimated Yield 1.51%							
Accrued Interest \$61.64							
Average Unit Cost \$1.00						\$250,000.00 D	(\$1,882.50)
Adjusted Cost Basis							
WORLDS FOREMOST BK SYDNEY NEB CD	981571CX8	200,000	\$0.9977	\$199,540.00	\$3,500.00	\$200,000.00	
1.75000% 01/27/2020 FDIC INSURED	CASH						
CPN PMT MONTHLY							
Next Interest Payable: 12/26/17							
Estimated Yield 1.75%							
Accrued Interest \$47.95							
Average Unit Cost \$1.00						\$200,000.00 D	(\$460.00)
Adjusted Cost Basis							
WELLS FARGO BANK NATL ASSN CD 1.75000%	949763EG7	250,000	\$0.99758	\$249,395.00	\$4,375.00	\$250,000.00	

Fifth Third Securities, Inc.

Account carried with National Financial Services LLC, Member
NYSE, SIPC

MN _CEBDVHCKBBJBSD_BBBBBB 20171130

Statement for the Period November 1, 2017 to November 30, 2017

MEDINA CITY SCHOOLS - Corporation
Account Number: [REDACTED]



HOLDINGS > FIXED INCOME *continued*

Description	Symbol/Cusip Account Type	Quantity	Estimated Price on 11/30/17	Estimated Current Market Value	Estimated Annual Income	Original/Adjusted Cost Basis	Unrealized Gain (Loss)
WELLS FARGO BANK NATL ASSN CD 1.75000% <i>continued</i>							
02/03/2020 FDIC INSURED	949763EG7 CASH						
CPN PMT MONTHLY							
Next Interest Payable: 12/01/17							
Estimated Yield 1.75%							
Accrued Interest \$359.59							
Average Unit Cost \$1.00							
Adjusted Cost Basis						\$250,000.00 D	(\$605.00)
TIAA FSB JACKSONVILLE FLA 1.95000%							
11/23/2020 CD FDIC INSURED	87270LAW3 CASH	247,000	\$0.99682	\$246,214.54	\$4,816.50	\$247,000.00	
CPN PMT SEMI-ANNUAL							
ON MAY 21, NOV 21							
1ST CPN DTE 05/21/2018							
Next Interest Payable: 05/21/18							
Estimated Yield 1.95%							
Accrued Interest \$131.96							
Average Unit Cost \$1.00							
Adjusted Cost Basis						\$247,000.00 D	(\$785.46)
FIRST CHOICE BK CERRITOS CALIF CD							
1.50000% 06/30/2021 FDIC INSURED	319461BJ7 CASH	250,000	\$0.99572	\$248,930.00	\$3,750.00	\$250,000.00	
CPN PMT MONTHLY							
Next Interest Payable: 12/30/17							
CALLABLE ON 12/30/2017 @ 100.0000							
STEP COUPON							
RESET FREQUENCY TERM MODE							
NEXT RESET 06/29/2019 @ 2.25000							
Estimated Yield 1.50%							
Accrued Interest \$10.27							
Average Unit Cost \$1.00							
Adjusted Cost Basis						\$250,000.00 D	(\$1,070.00)
HSBC BK USA N A MC LEAN VA CD 1.75000%							
02/17/2022 FDIC INSURED	40434YFM4 CASH	250,000	\$1.00088	\$250,220.00	\$4,375.00	\$250,000.00	
CPN PMT QUARTERLY							
ON MAY 17, AUG 17, NOV 17, FEB 17							
Next Interest Payable: 02/17/18							
CALLABLE ON 02/17/2019 @ 100.0000							
STEP COUPON							
RESET FREQUENCY TERM MODE							

Fifth Third Securities, Inc.

Account carried with National Financial Services LLC, Member
NYSE, SIPC

MN _CEBDVHCKBBJBSD_BBBBB 20171130

Statement for the Period November 1, 2017 to November 30, 2017

MEDINA CITY SCHOOLS - Corporation
Account Number: [REDACTED]



HOLDINGS > FIXED INCOME *continued*

Description	Symbol/Cusip Account Type	Quantity	Estimated Price on 11/30/17	Estimated Current Market Value	Estimated Annual Income	Original/Adjusted Cost Basis	Unrealized Gain (Loss)
HSBC BK USA N A MC LEAN VA CD 1.75000% NEXT RESET 02/17/2019 @ 2.30000 Estimated Yield 1.74% Accrued Interest \$167.81 Average Unit Cost \$1.00 Adjusted Cost Basis	40434YFM4	<i>continued</i>				\$250,000.00 D	\$220.00
JPMORGAN CHASE BK CD 2.00000% 08/16/2022 FDIC INSURED CPN PMT SEMI-ANNUAL ON FEB 16, AUG 16 1ST CPN DTE 02/16/2018 Next Interest Payable: 02/16/18 CALLABLE ON 08/16/2018 @ 100.0000 STEP COUPON RESET FREQUENCY TERM MODE NEXT RESET 08/16/2021 @ 4.00000 Estimated Yield 2.00% Accrued Interest \$1454.03 Average Unit Cost \$1.00 Adjusted Cost Basis	48126YDE0 CASH	248,000	\$0.99604	\$247,017.92	\$4,960.00	\$248,000.00 D	(\$982.08)
FIRST ST BK DEQUEEN ARK CD 1.75000% 08/31/2022 FDIC INSURED CPN PMT MONTHLY Next Interest Payable: 12/31/17 CALLABLE ON 08/31/2018 @ 100.0000 STEP COUPON RESET FREQUENCY TERM MODE NEXT RESET 08/31/2019 @ 2.00000 Estimated Yield 1.77% Accrued Interest \$11.89 Average Unit Cost \$1.00 Adjusted Cost Basis	336460CJ7 CASH	248,000	\$0.98721	\$244,828.08	\$4,340.00	\$248,000.00 D	(\$3,171.92)
Total CDs		9,671,000		\$9,653,886.84	\$121,764.50	\$9,671,000.00	(\$17,113.16)
Total Fixed Income		9,671,000		\$9,653,886.84	\$121,764.50	\$9,671,000.00	(\$17,113.16)
Total Securities				\$9,653,886.84	\$121,764.50	\$9,671,000.00	(\$17,113.16)

Fifth Third Securities, Inc.

Account carried with National Financial Services LLC, Member
NYSE, SIPC

MN _CEBDVHCKBBJBSD_BBBBBB 20171130

Page 14 of 22

Statement for the Period November 1, 2017 to November 30, 2017

MEDINA CITY SCHOOLS - Corporation
Account Number: [REDACTED]



HOLDINGS > *continued*

TOTAL PORTFOLIO VALUE	\$9,701,705.80	\$121,764.50	\$9,671,000.00	(\$17,113.16)
-----------------------	----------------	--------------	----------------	---------------

Activity

NFS-provided cost basis, realized gain (loss) and holding period information may not reflect all adjustments necessary for tax purposes. Please refer to Footnotes and Cost Basis Information at the end of this statement for more information.

PURCHASES, SALES, AND REDEMPTIONS

Settlement Date	Account Type	Transaction	Description	Quantity	Amount	Total Cost Basis	Realized Gain (Loss)
Securities Purchased							
11/21/17	CASH	YOU BOUGHT	TIAA FSB JACKSONVILLE FLA 1.95000% 11/23/2020 CD FACT SHEET TO FOLLOW SOLICITED ORDER @ 100	247,000	(\$247,000.00)	\$247,000.00	
Total Securities Purchased					(\$247,000.00)		

ACTIVITY > CORE FUND ACTIVITY

Settlement Date	Account Type	Transaction	Description	Quantity	Amount
11/01/17	CASH	YOU BOUGHT	FEDERATED TREASURY OBLIGATIONS IS @ 1	415.88	(\$415.88)
11/02/17	CASH	YOU BOUGHT	FEDERATED TREASURY OBLIGATIONS IS @ 1	222.95	(\$222.95)
11/08/17	CASH	YOU BOUGHT	FEDERATED TREASURY OBLIGATIONS IS @ 1	583.91	(\$583.91)
11/10/17	CASH	YOU BOUGHT	FEDERATED TREASURY OBLIGATIONS IS @ 1	318.49	(\$318.49)

Fifth Third Securities, Inc.

MN _CEBDVHCKBBJBSD_BBBBB 20171130

Account carried with National Financial Services LLC, Member
NYSE, SIPC

Statement for the Period November 1, 2017 to November 30, 2017

MEDINA CITY SCHOOLS - Corporation
Account Number: [REDACTED]



ACTIVITY > CORE FUND ACTIVITY *continued*

Settlement Date	Account Type	Transaction	Description	Quantity	Amount
11/13/17	CASH	YOU BOUGHT	FEDERATED TREASURY OBLIGATIONS IS @ 1	433.58	(\$433.58)
11/17/17	CASH	YOU BOUGHT	FEDERATED TREASURY OBLIGATIONS IS @ 1	1,621.16	(\$1,621.16)
11/20/17	CASH	YOU BOUGHT	FEDERATED TREASURY OBLIGATIONS IS @ 1	675.71	(\$675.71)
11/21/17	CASH	YOU SOLD	FEDERATED TREASURY OBLIGATIONS IS @ 1	(246,702.74)	\$246,702.74
11/27/17	CASH	YOU BOUGHT	FEDERATED TREASURY OBLIGATIONS IS @ 1	615.75	(\$615.75)
11/29/17	CASH	YOU BOUGHT	FEDERATED TREASURY OBLIGATIONS IS @ 1	284.35	(\$284.35)
11/30/17	CASH	YOU SOLD	FEDERATED TREASURY OBLIGATIONS IS @ 1	(5,469.04)	\$5,469.04
TOTAL CORE FUND ACTIVITY					\$247,000.00

ACTIVITY > ADDITIONS AND WITHDRAWALS > OTHER ADDITIONS AND WITHDRAWALS

Date	Account Type	Transaction	Description	Quantity	Amount
Other Additions and Withdrawals					
11/30/17	CASH	WIRE TRANS TO BANK	WD54020439		(\$6,899.38)
Total Other Additions and Withdrawals					(\$6,899.38)
TOTAL ADDITIONS AND WITHDRAWALS					(\$6,899.38)

Fifth Third Securities, Inc.

Account carried with National Financial Services LLC, Member
NYSE, SIPC

MN _CEBDVHCKBBJBSDB_BBBBBB 20171130

Statement for the Period November 1, 2017 to November 30, 2017

MEDINA CITY SCHOOLS - Corporation
Account Number: [REDACTED]



ACTIVITY > MISCELLANEOUS & CORPORATE ACTIONS

This section includes miscellaneous and certain corporate action transactions such as mergers, acquisitions, currency conversions, shares delivered or received in-kind, with a zero dollar amount at the time the transaction occurred. It also includes Return of Principal transactions.

Date	Account Type	Transaction	Description	Quantity	Amount
11/10/17	CASH	DELIVERED	GOLDMAN SACHS BK USA NY CD 1.40000% 01/22/2018 #XDVM314122611170443 RMB035601 TRAN VALUE: \$250,147.50	(250,000)	\$0.00

ACTIVITY > INCOME > TAXABLE INCOME

Settlement Date	Account Type	Transaction	Description	Quantity	Amount
Taxable Dividends					
10/31/17	CASH	DIVIDEND RECEIVED	FEDERATED TREASURY OBLIGATIONS IS DIVIDEND RECEIVED		\$44.30
Total Taxable Dividends					\$44.30
Taxable Interest					
11/01/17	CASH	INTEREST	WELLS FARGO BANK NATL ASSN CD 1.75000% 02/03/2020		\$371.58
11/02/17	CASH	INTEREST	FARM BUR BK FSB NV CD 1.05000% 02/02/2018		\$222.95
11/08/17	CASH	INTEREST	MB FINL BK NA CHIC. IL CD 1.30000% 02/08/2019		\$276.03
11/08/17	CASH	INTEREST	SUMMIT CMNTY BK MOOREFIELD WV CD 1.45000% 11/08/2019		\$307.88
11/10/17	CASH	INTEREST	FIRST CENTY BK TAZEWell TENN CD 1.50000% 08/09/2019		\$318.49

Fifth Third Securities, Inc.

MN_CEBDVHCKBBJBSD_BBBBBB 20171130

Account carried with National Financial Services LLC, Member
NYSE, SIPC

Statement for the Period November 1, 2017 to November 30, 2017

MEDINA CITY SCHOOLS - Corporation
Account Number: [REDACTED]



ACTIVITY > INCOME > TAXABLE INCOME *continued*

Settlement Date	Account Type	Transaction	Description	Quantity	Amount
11/12/17	CASH	INTEREST	STEARNS BK NA ST CLOUD MN CD 1.00000% 02/12/2018		\$210.63
11/13/17	CASH	INTEREST	LANDMARK CMNTY BK TN CD 1.05000% 02/13/2018		\$222.95
11/17/17	CASH	INTEREST	CAPITAL BK LITTLE ROCK CD 1.40000% 05/17/2019		\$297.26
11/17/17	CASH	INTEREST	COMMUNITY FINL SVCS BK KY CD 1.05000% 05/17/2018		\$221.16
11/17/17	CASH	INTEREST	HSBC BK USA N A MC LEAN VA CD 1.75000% 02/17/2022		\$1,102.74
11/19/17	CASH	INTEREST	BANK NORTH CAROLINA NC CD 1.05000% 02/20/2018		\$221.16
11/19/17	CASH	INTEREST	EAGLEBANK BETHESDA MD CD 1.00000% 02/20/2018		\$212.33
11/19/17	CASH	INTEREST	FIRST FINL NORTHWEST BK RENTON CD 1.15000% 08/20/2018		\$242.22
11/21/17	CASH	INTEREST	HARBORONE BK BROCKTON MA CD 1.40000% 02/21/2019		\$297.26
11/25/17	CASH	INTEREST	YADKIN VY BK &TR CO ELKIN N C CD 1.50000% 01/24/2020		\$318.49
11/26/17	CASH	INTEREST	WORLDS FOREMOST BK SYDNEY NEB CD 1.75000% 01/27/2020		\$297.26
11/29/17	CASH	INTEREST	FIRSTBANK PR SANTURCE CD 1.35000% 07/30/2018		\$284.35

Fifth Third Securities, Inc.

Account carried with National Financial Services LLC, Member
NYSE, SIPC

MN _CEBDVHCKBBJBSD_BBBBB 20171130

Statement for the Period November 1, 2017 to November 30, 2017

MEDINA CITY SCHOOLS - Corporation
Account Number: [REDACTED]



ACTIVITY > INCOME > TAXABLE INCOME *continued*

Settlement Date	Account Type	Transaction	Description	Quantity	Amount
11/30/17	CASH	INTEREST	CARDINAL BK NATL ASSN VA 1.10000% 01/30/2018 CD		\$233.56
11/30/17	CASH	INTEREST	CUSTOMERS BK PHOENIXVILLE PA 1.15000% 01/30/2018 CD		\$244.18
11/30/17	CASH	INTEREST	FIRST CHOICE BK CERRITOS CALIF CD 1.50000% 06/30/2021		\$318.49
11/30/17	CASH	INTEREST	FIRST ST BK DEQUEEN ARK CD 1.75000% 08/31/2022		\$356.71
11/30/17	CASH	INTEREST	TRADITION CAP BK EDINA MINN CD 1.35000% 04/30/2019		\$277.40
Total Taxable Interest					\$6,855.08
Total Taxable Income					\$6,899.38
TOTAL INCOME					\$6,899.38

Footnotes and Cost Basis Information

Amortization, accretion and similar adjustments to cost basis have been provided for many fixed income securities (and some bond-like equities), however, they are not provided for certain types, such as short-term instruments, Unit Investment Trusts, foreign fixed income securities, or those that are subject to early prepayment of principal (pay downs). Where current year premium or acquisition premium amortization is provided, the prior years' cumulative amortization is reflected in the adjusted cost basis, but we cannot provide a breakdown or the total of such prior amortization amounts.

NFS is required to report certain cost basis and related information to the IRS on the Form 1099-B. Your official 1099-B forms for certain transactions will reflect which lots have been sold for tax purposes. To apply a specific identification cost basis method to 1099-B reporting, appropriate instructions must be on file with NFS or be received by NFS before the trade has settled. Absent such instructions, NFS determines cost basis at the time of sale based on its default methods of average cost for open-end mutual funds and first-in, first-out (FIFO) for all other (including ETFs) unless your broker dealer has elected to use another default method. NFS applies FIFO (or other disposal method, if applicable) based on its records, which may be different from yours. For transactions that are not subject to 1099-B cost basis reporting, you should refer to your trade confirmations and other applicable records to determine which lots were considered sold for tax purposes.

Brokerage

Account Statement

November 1, 2017 - November 30, 2017

Account Number: [REDACTED]

MEDINA CITY SCHOOLS
739 WEYMOUTH RD
MEDINA OH 44256-2037

Portfolio at a Glance

	This Period
BEGINNING ACCOUNT VALUE	\$7,189,878.59
Deposits (Cash & Securities)	1,487,147.50
Withdrawals (Cash & Securities)	-257,495.67
Dividends, Interest and Other Income	6,392.93
Net Change in Portfolio¹	-8,097.16
ENDING ACCOUNT VALUE	\$8,417,826.19
Estimated Annual Income	\$138,355.50

¹ Net Change in Portfolio is the difference between the ending account value and beginning account value after activity.

Asset Summary

Percent	Asset Type	Last Period	This Period
1%	Cash, Money Funds, and Bank Deposits	11.51	11.51
99%	Fixed Income	7,189,867.08	8,417,814.68
100%	Account Total	\$7,189,878.59	\$8,417,826.19

Please review your allocation periodically with your Account Executive.

Client Service Information

Your Account Executive: ATT
ANDREW CARDINALI

Contact Information
E-Mail Address:
customerservice@mbsssecurities.com

Client Service Information
Service Hours: Weekdays 09:00 a.m. - 05:00 p.m. (EST)
Client Service Telephone Number: (800) 967-9045
Web Site: WWW.MBSSECURITIES.COM

Your Account Information

INVESTMENT OBJECTIVE

Investment Objective: NONE SPECIFIED

Please discuss your investment objective with your Account Executive.

TAX LOT DEFAULT DISPOSITION METHOD

Default Method for Mutual Funds: First In First Out

Default Method for Stocks in a Dividend Reinvestment Plan: First In First Out

Default Method for all Other Securities: First In First Out

BOND AMORTIZATION ELECTIONS

Amortize premium on taxable bonds based on Constant Yield Method: Yes

Accrual market discount method for all other bond types: Constant Yield Method

Include market discount in income annually: No

ELECTRONIC DELIVERY

You have not selected any account communications for electronic delivery. To register and turn off paper communications, log in to your account or contact your Account Executive for more information.

Income and Expense Summary

	Current Period		Year-to-Date	
	Taxable	Non Taxable	Taxable	Non Taxable
Interest Income				
Credit Interest	0.00	0.00	0.00	-32.85
Other Interest	6,392.93	0.00	17,925.18	0.00
Total Dividends, Interest, Income and Expenses	\$6,392.93	\$0.00	\$17,925.18	-\$32.85

Accrued Interest Summary

	Current Period		Year-to-Date	
	Taxable	Non Taxable	Taxable	Non Taxable
Accrued Interest Paid				
Other Accrued Interest	0.00	0.00	-70.18	0.00
Total Accrued Interest Paid	\$0.00	\$0.00	-\$70.18	\$0.00
Accrued Interest Received				
Other Accrued Interest	1,102.74	0.00	1,102.74	0.00
Total Accrued Interest Received	\$1,102.74	\$0.00	\$1,102.74	\$0.00

November 1, 2017 - November 30, 2017
MEDINA CITY SCHOOLS

Portfolio Holdings

Description	Quantity	Opening Balance	Closing Balance	Accrued Income	30-Day Yield
CASH, MONEY FUNDS, AND BANK DEPOSITS 1.00% of Portfolio					
Cash Balance		11.51	11.51		
TOTAL CASH, MONEY FUNDS, AND BANK DEPOSITS		\$11.51	\$11.51	\$0.00	

Description	Quantity	Market Price	Market Value	Accrued Interest	Estimated Annual Income	Estimated Yield
FIXED INCOME 99.00% of Portfolio (In Maturity Date Sequence)						
Certificates of Deposit						
FIRST NATL BK OMAHA NEB CTF DEP ACT/365 AT-MATURITY 1.350% 01/29/18 B/E DTD 07/28/17 1ST CPN DTE 01/29/18 Security Identifier: 332135GZ9	248,000.000	100.0320	248,079.36	1,146.58	3,348.00	1.34%
PLAINSCAPITAL BK DALLAS TEX CTF DEP ACT/365 1.300% 03/21/18 B/E DTD 06/21/17 1ST CPN DTE 03/21/18 Security Identifier: 72663QC72	248,000.000	100.0090	248,022.32	1,430.93	3,224.00	1.29%
BANK OF THE WEST SAN FRANCISCO CALIF CTF DEP ACT/365 AT-MATURITY 1.400% 04/16/18 B/E DTD 07/19/17 Security Identifier: 065680LN8	248,000.000	100.0340	248,084.32	1,274.65	3,472.00	1.39%
COMPASS BK BIRMINGHAM ALA CTF DEP ACT/365 AT-MATURITY 1.450% 05/18/18 B/E DTD 08/18/17 Security Identifier: 20451PSJ6	248,000.000	100.0420	248,104.16	1,024.61	3,596.00	1.44%
EAST-WEST BK PASADENA CALIF CTF DEP ACT/365 AT-MATURITY 1.350% 06/15/18 B/E DTD 06/16/17 Security Identifier: 27579TPX2	245,000.000	99.9750	244,938.75	1,513.29	3,307.50	1.35%
INVESTORS BK SHORT HILLS NJ CTF DEP ACT/365 AT-MATURITY 1.450% 06/29/18 B/E DTD 06/30/17 1ST CPN DTE 06/29/18 Security Identifier: 46176PGV1	248,000.000	100.0230	248,057.04	1,507.36	3,596.00	1.44%

Portfolio Holdings (continued)

Description	Quantity	Market Price	Market Value	Accrued Interest	Estimated Annual Income	Estimated Yield
FIXED INCOME (continued)						
Certificates of Deposit (continued)						
MORGAN STANLEY BK N A SALT LAKE CITY UTAH CTF DEP ACT/365 AT-MATURITY 1.500% 08/03/18 B/E DTD 08/03/17 Security Identifier: 61747MXR7	248,000.000	100.0390	248,096.72	1,212.82	3,720.00	1.49%
SAFRA NATL BK NEW YORK CTF DEP PROGRAM BOOK ENTRY 3/A2 INSTL CTF DEP 1.500% 09/18/18 B/E DTD 08/18/17 Security Identifier: 78658QT45	248,000.000	100.0090	248,022.32	1,059.95	3,720.00	1.49%
FRANKLIN SYNERGY BK TENN CTF DEP ACT/365 MONTHLY 1.500% 10/19/18 B/E DTD 07/19/17 1ST CPN DTE 08/19/17 Security Identifier: 35471TDM1	248,000.000	99.9740	247,935.52	112.11	3,720.00	1.50%
AMERICAN EXPRESS FED SVGS BK INSTL CTF DEP PROGRAM BOOK INSTL CTF DEP 1.450% 11/05/18 B/E DTD 05/03/17 Security Identifier: 02587CEGI	248,000.000	99.9060	247,766.88	266.01	3,596.00	1.45%
HANMI BK LOS ANGELES CALIF CTF DEP ACT/365 MONTHLY 1.550% 12/24/18 B/E DTD 06/23/17 1ST CPN DTE 07/23/17 Security Identifier: 410493CDO	248,000.000	99.9470	247,868.56	73.72	3,844.00	1.55%
CATHAY BK LOS ANGELES CALIF CTF DEP ACT/365 MONTHLY 1.700% 03/07/19 B/E DTD 09/07/17 1ST CPN DTE 10/07/17 Security Identifier: 149159LG8	248,000.000	100.0660	248,163.68	265.67	4,216.00	1.69%
WASHINGTON TR CO WESTERLY R I CTF DEP ACT/365 SEMI-ANNUALLY 1.600% 03/08/19 B/E DTD 09/08/17 Security Identifier: 940637JJ1	248,000.000	99.9390	247,848.72	902.31	3,968.00	1.60%
BANK HOPE LOS ANGELES CA CTF DEP ACT/365 1.600% 03/22/19 B/E DTD 09/22/17 1ST CPN DTE 10/22/17 Security Identifier: 062683AN7	248,000.000	99.9260	247,816.48	86.97	3,968.00	1.60%
LAKE CITY BK WARSAW IND CTF DEP ACT/365 MONTHLY 1.600% 03/22/19 B/E DTD 03/22/17 1ST CPN DTE 04/22/17 Security Identifier: 508176CH5	249,000.000	99.9260	248,815.74	87.32	3,984.00	1.60%

November 1, 2017 - November 30, 2017
MEDINA CITY SCHOOLS

Portfolio Holdings (continued)

Description	Quantity	Market Price	Market Value	Accrued Interest	Estimated Annual Income	Estimated Yield
FIXED INCOME (continued)						
Certificates of Deposit (continued)						
WHITNEY BK GULFPORT MS CTF DEP ACT/365 SEMI-ANNUALLY 1.650% 04/22/19 B/E DTD 04/20/17 1ST CPN DTE 10/20/17 Security Identifier: 966594AY9	248,000.000	99.9620	247,905.76	459.65	4,092.00	1.65%
FIRST BK SOUTH N PINES NORTH CAROLINA CTF DEP ACT/365 1.700% 05/31/19 B/E DTD 05/31/17 1ST CPN DTE 06/30/17 Security Identifier: 3193ITEL5	247,000.000	99.9970	246,992.59	0.00	4,199.00	1.70%
STATE BK INDIA NEW YORK N Y CTF DEP ACT/365 1.700% 06/10/19 B/E DTD 06/09/17 1ST CPN DTE 12/09/17 Security Identifier: 856285BH3	247,000.000	99.9870	246,967.89	2,001.72	4,199.00	1.70%
COMENITY CAP BK SALT LAKE CITY UTAH CTF DEP ACT/365 1.700% 07/24/19 B/E DTD 07/24/17 1ST CPN DTE 08/24/17 Security Identifier: 20033AVA1	248,000.000	99.9400	247,851.20	69.30	4,216.00	1.70%
MORGAN STANLEY PRIVATE BK NATL ASSN PUR N Y CTF DEP ACT/365 1.700% 08/05/19 B/E DTD 08/03/17 Security Identifier: 61760ACL1	248,000.000	99.9250	247,814.00	1,374.53	4,216.00	1.70%
STERLING BK POPLAR BLUFF MO CTF DEP ACT/365 MONTHLY 1.750% 08/08/19 B/E DTD 09/08/17 1ST CPN DTE 10/08/17 Security Identifier: 85916VCD5	248,000.000	100.0060	248,014.88	261.59	4,340.00	1.74%
CAPITAL ONE NATL ASSN MCLEAN VA CTF DEP ACT/365 1.700% 08/23/19 B/E DTD 08/23/17 1ST CPN DTE 02/23/18 Security Identifier: 14042RHJ3	248,000.000	99.9030	247,759.44	1,143.52	4,216.00	1.70%
ENERBANK USA SALT LAKE CITY UTAH CTF DEP ACT/365 MONTHLY 1.700% 09/16/19 B/E DTD 09/15/17 1ST CPN DTE 10/15/17 Security Identifier: 29266N6E2	248,000.000	99.8730	247,685.04	173.26	4,216.00	1.70%

Portfolio Holdings (continued)

Description	Quantity	Market Price	Market Value	Accrued Interest	Estimated Annual Income	Estimated Yield
FIXED INCOME (continued)						
Certificates of Deposit (continued)						
BANKERS BK OKLA CITY CTF DEP ACT/365 MONTHLY 1.700% 09/20/19 B/E DTD 09/20/17 1ST CPN DTE 10/20/17 Security Identifier: 06610QDM0	248,000.000	99.8680	247,672.64	115.51	4,216.00	1.70%
MAGNOLIA BK INC KY CTF DEP ACT/365 MONTHLY 1.750% 10/11/19 B/E DTD 10/12/17 CALLABLE Security Identifier: 559582AA9	248,000.000	99.9310	247,828.88	214.03	4,340.00	1.75%
MERRICK BK SOUTH JORDAN UTAH CTF DEP ACT/365 MONTHLY 1.700% 10/30/19 B/E DTD 10/30/17 1ST CPN DTE 11/30/17 Security Identifier: 590131D22	248,000.000	99.8110	247,531.28	0.00	4,216.00	1.70%
BELMONT BK & TR CO CHICAGO IL CTF DEP ACT/365 MONTHLY 1.700% 11/06/19 B/E DTD 11/06/17 1ST CPN DTE 12/06/17 Security Identifier: 08016PCP2	248,000.000	99.8020	247,508.96	277.22	4,216.00	1.70%
KEARNY BK NEW JERSEY CTF DEP ACT/365 SEMI-ANNUALLY 1.700% 11/15/19 B/E DTD 11/15/17 1ST CPN DTE 05/15/18 Security Identifier: 48714LAE9	247,000.000	99.7880	246,476.36	172.56	4,199.00	1.70%
KENNEBEC SVGS BK AUGUSTA ME CTF DEP ACT/365 SEMI-ANNUALLY 1.700% 11/29/19 B/E DTD 11/28/17 Security Identifier: 489265AW8	247,000.000	99.7670	246,424.49	23.01	4,199.00	1.70%
NATIONWIDE BK COLUMBUS OHIO CTF DEP ACT/365 MONTHLY 1.850% 02/28/20 B/E DTD 11/30/17 1ST CPN DTE 12/30/17 Security Identifier: 63861NAK1	248,000.000	99.9330	247,833.84	0.00	4,588.00	1.85%
WEBBANK SALT LAKE CITY UTAH CTF DEP ACT/365 MONTHLY 1.850% 03/30/20 B/E DTD 09/28/17 CALLABLE Security Identifier: 947547IQ9	248,000.000	99.8840	247,712.32	25.14	4,588.00	1.85%
BARCLAYS BK DEL RETAIL CTF DEP 3A2 PROGRAM BOOK ENTRY INSTL CTF DEP 1.950% 09/21/20 B/E DTD 09/20/17 Security Identifier: 06740KKUO	247,000.000	99.8160	246,545.52	936.91	4,816.50	1.95%

November 1, 2017 - November 30, 2017
MEDINA CITY SCHOOLS

Portfolio Holdings (continued)

Description	Quantity	Market Price	Market Value	Accrued Interest	Estimated Annual Income	Estimated Yield
FIXED INCOME (continued)						
Certificates of Deposit (continued)						
WEX BK MIDVALE UTAH CTF DEP ACT/365 SEMI-ANNUALLY 2.000% 10/19/20 B/E DTD 10/18/17 1ST CPN DTE 04/18/18 Security Identifier: 92937CGB8	247,000.000	99.8960	246,743.12	581.97	4,940.00	2.00%
GOLDMAN SACHS BK USA NEW YORK CTF DEP ACT/365 SEMI-ANNUALLY 2.050% 11/23/20 B/E DTD 11/22/17 Security Identifier: 38148PTD9	247,000.000	99.9700	246,925.90	110.98	5,063.50	2.05%
Total Certificates of Deposit:	8,423,000.000		\$8,417,814.68	\$19,905.20	\$138,355.50	
TOTAL FIXED INCOME	8,423,000.000		\$8,417,814.68	\$19,905.20	\$138,355.50	
			Market Value	Accrued Interest	Estimated Annual Income	
TOTAL PORTFOLIO HOLDINGS			\$8,417,826.19	\$19,905.20	\$138,355.50	

Portfolio Holdings Disclosures
Pricing

This section includes the net market value of the securities in your account on a settlement date basis, including short positions, at the close of the statement period. The market prices, unless otherwise noted, have been obtained from independent vendor services, which we believe to be reliable. Market prices do not constitute a bid or an offer, and may differ from the actual sale price. Securities for which a price is not available are marked "N/A" and are omitted from the Total. THE AS OF PRICE DATE ONLY APPEARS WHEN THE PRICE DATE DOES NOT EQUAL THE STATEMENT DATE.

Estimated Annual Figures

The estimated annual income (EAI) and estimated annual yield (EAY) figures are estimates and for informational purposes only. These figures are not considered to be a forecast or guarantee of future results. These figures are computed using information from providers believed to be reliable; however, no assurance can be made as to the accuracy. Since interest and dividend rates are subject to change at any time, and may be affected by current and future economic, political, and business conditions, they should not be relied on for making investment, trading, or tax decisions. These figures assume that the position quantities, interest and dividend rates, and prices remain constant. A capital gain or return of principal may be included in the figures for certain securities, thereby overstating them. Refer to www.pershing.com/disclosures for specific details as to formulas used to calculate the figures. Accrued interest represents interest earned but not yet received.

Portfolio Holdings Disclosures (continued)

Reinvestment

The dollar amount of Mutual Fund distributions, Money Market Fund dividend income, Bank Deposit interest income, or dividends for other securities shown on your statement may have been reinvested. You will not receive confirmation of these reinvestments. Upon written request to your financial institution, information pertaining to these transactions, including the time of execution and the name of the person from whom your security was purchased, may be obtained. In dividend reinvestment transactions, Pershing acts as your agent and receives payment for order flow.

Option Disclosure

Information with respect to commissions and other charges incurred in connection with the execution of option transactions has been included in confirmations previously furnished to you. A summary of this information is available to you promptly upon your written request directed to your introducing firm. In order to assist your introducing firm in maintaining current background and financial information concerning your option accounts, please promptly advise them in writing of any material change in your investment objectives or financial situation. Expiring options which are valuable are exercised automatically pursuant to the exercise by exception procedure of the Options Clearing Corporation. Additional information regarding this procedure is available upon written request to your introducing firm.

Certificates of Deposit

Please be advised that the secondary market for CDs is generally illiquid; the actual value of CDs may be different from their purchase price; and a significant loss of principal could result if your CDs are sold prior to maturity. In the event that the CDs listed above do not indicate a market valuation, an accurate market value could not be determined. In the event that a price is listed above for your CDs, Pershing has obtained a price from sources deemed to be reliable or has priced your CDs using a matrix formula. Prices are estimates and the actual value you may obtain for your CD may be different if you elect to sell your CD in the secondary market.

Foreign Currency Transactions

Pershing will execute foreign currency transactions as principal for your account. Pershing may automatically convert foreign currency to or from U.S. dollars for dividends and similar corporate action transactions unless you instruct your financial organization otherwise. Pershing's currency conversion rate will not exceed the highest interbank conversion rate identified from customary banking sources on the conversion date or the prior business day, increased by up to 1%, unless a particular rate is required by applicable law. Your financial organization may also increase the currency conversion rate. This conversion rate may differ from rates in effect on the date you executed a transaction, incurred a charge, or received a credit. Transactions converted by agents (such as depositories) will be billed at the rates such agents use.

Proxy Vote

Securities not fully paid for in your margin account may be lent by Pershing to itself or others in accordance with the terms outlined in the Margin Agreement. The right to vote your shares held on margin may be reduced by the amount of shares on loan. The Proxy Voting Instruction Form sent to you may reflect a smaller number of shares entitled to vote than the number of shares in your margin account.

Activity Summary (All amounts shown are in base currency)

	Credits This Period	Debits This Period	Net This Period	Credits Year-to-Date	Debits Year-to-Date	Net Year-to-Date
Securities						
Securities Bought	0.00	-1,237,000.00	-1,237,000.00	0.00	-8,423,070.18	-8,423,070.18
Securities Sold	251,102.74	0.00	251,102.74	251,102.74	0.00	251,102.74
Securities Deposited	250,147.50	0.00	250,147.50	250,147.50	0.00	250,147.50
Total Securities	\$501,250.24	-\$1,237,000.00	-\$735,749.76	\$501,250.24	-\$8,423,070.18	-\$7,921,819.94
Dividends and Interest	\$6,392.93	\$0.00	\$6,392.93	\$18,615.42	-\$723.09	\$17,892.33

November 1, 2017 - November 30, 2017
MEDINA CITY SCHOOLS

Activity Summary (continued)

	Credits This Period	Debits This Period	Net This Period	Credits Year-to-Date	Debits Year-to-Date	Net Year-to-Date
Cash						
Withdrawals	0.00	-257,495.67	-257,495.67	0.00	-516,983.56	-516,983.56
Deposits	1,237,000.00	0.00	1,237,000.00	8,671,070.18	0.00	8,671,070.18
Total Cash	\$1,237,000.00	-\$257,495.67	\$979,504.33	\$8,671,070.18	-\$516,983.56	\$8,154,086.62
Totals	\$1,744,643.17	-\$1,494,495.67	\$250,147.50	\$9,190,935.84	-\$8,940,776.83	\$250,159.01

Transactions by Type of Activity

Process/ Settlement Date	Trade/ Transaction Date	Activity Type	Description	Quantity	Price	Accrued Interest	Amount	Currency
Securities Bought and Sold								
11/06/17	10/23/17	PURCHASED 08016PCP2	BELMONT BK & TR CO CHICAGO IL CTF DEP ACT/365 MONTHLY 1.700% 11/06/19 B/E DTD 11/06/17 YLD 1.700 TO MAT	248,000.000	100.0000		-248,000.00	USD
11/13/17	11/09/17	SOLD 38148JHX2	GOLDMAN SACHS BK USA NEW YORK CTF DEP ACT/365 1.400% 01/22/18 B/E DTD 01/21/15 YLD 1.397 TO MAT	-250,000.000	100.0000	1,102.74	251,102.74	USD
11/15/17	10/24/17	PURCHASED 48714LAE9	KEARNY BK NEW JERSEY CTF DEP ACT/365 SEMI-ANNUALLY 1.700% 11/15/19 B/E DTD 11/15/17 YLD 1.700 TO MAT	247,000.000	100.0000		-247,000.00	USD
11/22/17	11/09/17	PURCHASED 38148PTD9	GOLDMAN SACHS BK USA NEW YORK CTF DEP ACT/365 SEMI-ANNUALLY 2.050% 11/23/20 DTD 11/22/17 YLD 2.050 TO MAT	247,000.000	100.0000		-247,000.00	USD
11/28/17	11/03/17	PURCHASED 489265AW8	KENNEBEC SVGS BK AUGUSTA ME CTF DEP ACT/365 SEMI-ANNUALLY 1.700% 11/29/19 DTD 11/28/17 YLD 1.700 TO MAT	247,000.000	100.0000		-247,000.00	USD
11/30/17	11/17/17	PURCHASED 63861NAK1	NATIONWIDE BK COLUMBUS OHIO CTF DEP ACT/365 MONTHLY 1.850% 02/28/20 DTD 11/30/17 YLD 1.850 TO MAT	248,000.000	100.0000		-248,000.00	USD
Total Securities Bought and Sold						\$1,102.74	-\$985,897.26	USD

Transactions by Type of Activity (continued)

Process/ Settlement Date	Trade/ Transaction Date	Activity Type	Description	Quantity	Price	Accrued Interest	Amount	Currency
Securities Withdrawals and Deposits								
11/10/17		SECURITY RECEIVED 38148JHX2	GOLDMAN SACHS BK USA NEW YORK CTF DEP ACT/365 1.400% 01/22/18 B/E DTD 01/21/15 0226 NATIONAL FINANCIAL SERVICES LLC 0691734151 128985	250,000.000			250,147.50	USD
Total Securities Withdrawals and Deposits						\$0.00	\$250,147.50	USD
Dividends and Interest								
11/03/17		BOND INTEREST RECEIVED 02587CEG1	248000 AMERICAN EXPRESS FED SVGS BK INSTL CTF DEP PROGRAM BOOK INSTL CTF DEP 1.450% 11/05/18 B/E DTD 05/03/17 RD 10/27 PD 11/03/17				1,812.78	USD
11/07/17		BOND INTEREST RECEIVED 149159LG8	248000 CATHAY BK LOS ANGELES CALIF CTF DEP ACT/365 MONTHLY 1.700% 03/07/19 B/E DTD 09/07/17 RD 10/23 PD 11/07/17				358.07	USD
11/08/17		BOND INTEREST RECEIVED 85916VCD5	248000 STERLING BK POPLAR BLUFF MO CTF DEP ACT/365 MONTHLY 1.750% 08/08/19 B/E DTD 09/08/17 RD 10/24 PD 11/08/17				368.60	USD
11/13/17		BOND INTEREST RECEIVED 559582AA9	248000 MAGNOLIA BK INC KY CTF DEP ACT/365 MONTHLY 1.750% 10/11/19 B/E DTD 10/12/17 CLB RD 10/28 PD 11/12/17				368.60	USD
11/15/17		BOND INTEREST RECEIVED 29266N6E2	248000 ENERBANK USA SALT LAKE CITY UTAH CTF DEP ACT/365 MONTHLY 1.700% 09/16/19 B/E DTD 09/15/17 RD 10/31 PD 11/15/17				358.07	USD
11/20/17		BOND INTEREST RECEIVED 06610QDM0	248000 BANKERS BK OKLA CITY CTF DEP ACT/365 MONTHLY 1.700% 09/20/19 B/E DTD 09/20/17 RD 11/05 PD 11/20/17				358.07	USD
11/20/17		BOND INTEREST RECEIVED 35471TDM1	248000 FRANKLIN SYNERGY BK TENN CTF DEP ACT/365 MONTHLY 1.500% 10/19/18 B/E DTD 07/19/17 RD 11/04 PD 11/19/17				315.95	USD
11/22/17		BOND INTEREST RECEIVED 062683AN7	248000 BANK HOPE LOS ANGELES CA CTF DEP ACT/365 1.600% 03/22/19 B/E DTD 09/22/17 RD 11/07 PD 11/22/17				337.01	USD
11/22/17		BOND INTEREST RECEIVED 508176CH5	249000 LAKE CITY BK WARSAW IND CTF DEP ACT/365 MONTHLY 1.600% 03/22/19 B/E DTD 03/22/17 RD 11/07 PD 11/22/17				338.37	USD
11/24/17		BOND INTEREST RECEIVED 20033AVA1	248000 COMENITY CAP BK SALT LAKE CITY UTAH CTF DEP ACT/365 1.700% 07/24/19 B/E DTD 07/24/17 RD 11/09 PD 11/24/17				358.07	USD
11/24/17		BOND INTEREST RECEIVED 410493CDO	248000 HANMI BK LOS ANGELES CALIF CTF DEP ACT/365 MONTHLY 1.550% 12/24/18 B/E DTD 06/23/17 RD 11/08 PD 11/23/17				326.48	USD

November 1, 2017 - November 30, 2017
MEDINA CITY SCHOOLS

Transactions by Type of Activity (continued)

Process/ Settlement Date	Trade/ Transaction Date	Activity Type	Description	Quantity	Price	Accrued Interest	Amount	Currency
Dividends and Interest (continued)								
11/28/17		BOND INTEREST RECEIVED 947547JQ9	248000 WEBBANK SALT LAKE CITY UTAH CTF DEP ACT/365 MONTHLY 1.850% 03/30/20 B/E DTD 09/28/17 CLB RD 11/13 PD 11/28/17				389.67	USD
11/30/17		BOND INTEREST RECEIVED 3193ITEL5	247000 FIRST BK SOUTH PINES NORTH CAROLINA CTF DEP ACT/365 1.700% 05/31/19 B/E DTD 05/31/17 RD 11/15 PD 11/30/17				345.12	USD
11/30/17		BOND INTEREST RECEIVED 59013JD22	248000 MERRICK BK SOUTH JORDAN UTAH CTF DEP ACT/365 MONTHLY 1.700% 10/30/19 B/E DTD 10/30/17 RD 11/15 PD 11/30/17				358.07	USD
Total Dividends and Interest						\$0.00	\$6,392.93	USD
Cash Withdrawals and Deposits								
11/03/17		ELECTRONIC TRANSACTION USD999997	SEND TO BANK FOR ACH ACH [REDACTED]				-1,812.78	USD
11/06/17		ELECTRONIC DEPOSIT USD999997	RECV FR BANK FOR ACH ACH [REDACTED]				248,000.00	USD
11/07/17		ELECTRONIC TRANSACTION USD999997	SEND TO BANK FOR ACH ACH [REDACTED]				-358.07	USD
11/09/17		ELECTRONIC TRANSACTION USD999997	SEND TO BANK FOR ACH ACH [REDACTED]				-368.60	USD
11/13/17		ELECTRONIC TRANSACTION USD999997	SEND TO BANK FOR ACH ACH [REDACTED]				-368.60	USD
11/14/17		ELECTRONIC TRANSACTION USD999997	SEND TO BANK FOR ACH ACH [REDACTED]				-251,102.74	USD
11/15/17		ELECTRONIC DEPOSIT USD999997	RECV FR BANK FOR ACH ACH [REDACTED]				247,000.00	USD
11/16/17		ELECTRONIC TRANSACTION USD999997	SEND TO BANK FOR ACH ACH [REDACTED]				-358.07	USD
11/20/17		ELECTRONIC TRANSACTION USD999997	SEND TO BANK FOR ACH ACH [REDACTED]				-674.02	USD
11/22/17		ELECTRONIC DEPOSIT USD999997	RECV FR BANK FOR ACH ACH [REDACTED]				247,000.00	USD

Transactions by Type of Activity (continued)

Process/ Settlement Date	Trade/ Transaction Date	Activity Type	Description	Quantity	Price	Accrued Interest	Amount	Currency
Cash Withdrawals and Deposits (continued)								
11/24/17		ELECTRONIC TRANSACTION USD999997	SEND TO BANK FOR ACH ACH [REDACTED]				-1,359.93	USD
11/28/17		ELECTRONIC DEPOSIT USD999997	RECV FR BANK FOR ACH ACH [REDACTED]				247,000.00	USD
11/29/17		ELECTRONIC TRANSACTION USD999997	SEND TO BANK FOR ACH ACH [REDACTED]				-389.67	USD
11/30/17		ELECTRONIC TRANSACTION USD999997	SEND TO BANK FOR ACH ACH [REDACTED]				-703.19	USD
11/30/17		ELECTRONIC DEPOSIT USD999997	RECV FR BANK FOR ACH ACH [REDACTED]				248,000.00	USD
Total Cash Withdrawals and Deposits						\$0.00	\$979,504.33	USD
Total Value of Transactions						\$1,102.74	\$250,147.50	USD

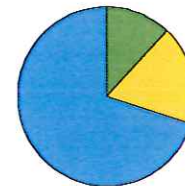
The price and quantity displayed may have been rounded.

Fixed Income Analysis

Bond Quality

Bond Quality	Market Value	% of Bond Market Value
Not Rated	8,417,814.68	100%
Total	8,417,814.68	100%

Bond Maturity Schedule



Bond Maturity	Market Value	% of Bond Market Value
1 to 6 months	992,290.16	12%
7 to 12 months	1,484,817.23	18%
1 to 5 years	5,940,707.29	70%
Total	8,417,814.68	100%

Percentages of bond market values are rounded to the nearest whole percentage.

Bond quality ratings reflect Moody's or Standard and Poor's ratings. Bonds may be rated by other services. Bonds that are in default are not included. Please refer to your Portfolio Holdings section.

You are 100% invested in bonds with a bond quality of Not Rated.

November 1, 2017 - November 30, 2017
MEDINA CITY SCHOOLS

Trades Not Settled

Settlement Date	Trade Date	Activity Type	Description	Quantity	Price	Accrued Interest	Settlement Amount
12/08/17	11/17/17	Buy	LEGACYTEXAS BK PLANO CTF DEP ACT/365 MONTHLY 1.650% 01/08/19 DTD 12/08/17 YLD 1.650 TO	248,000.000	100.0000	0.00	-248,000.00
Total Amount of Trades Not Settled							-\$248,000.00

Messages

Although a money market mutual fund seeks to preserve the value of your investment at \$1 per share, it is possible to lose money by investing in a money market mutual fund. Shares of a money market mutual fund or the balance of a bank deposit product held in your brokerage account may be liquidated upon request with the proceeds credited to your brokerage account. Please see the money market mutual fund's prospectus or the bank deposit product's disclosure document or contact your advisor for additional information. Pursuant to SEC Rule 10b-10(b)(1) confirmations are not sent for purchases into money market mutual funds processed on the sweep platform.

Please note the following information for Pershing's 2017 Form 1099 tax statement (1099): The 1099 includes IRS 1099 Form B, DIV, INT, OID and MISC. Your 1099 will be delivered as early as possible, beginning January 31, 2018. By February 15, you will be mailed either your 1099 or a special Pending 1099 Notice. The Pending 1099 Notice will be sent if we have not received and processed final information from issuers and trustees of securities you hold by the as of date of the February 15 1099 mailing. You will also be sent the notice if your information is still being reviewed and finalized. It will inform you of the securities that are pending final reporting, and will provide the anticipated mail date of your 1099. Your 1099 will be mailed no later than March 15, 2018. For more information please visit mytaxhandbook.com.

MUNICIPAL SECURITIES RULEMAKING BOARD® (MSRB®)
INVESTOR EDUCATION AND PROTECTION

An investor brochure that describes the protections available under MSRB rules and instructions on how to file a complaint with an appropriate regulatory authority can be found on the MSRB website, msrb.org.
Pershing LLC is registered with the Securities and Exchange Commission (SEC), MSRB, FINRA, and NYSE.

Cash Not Yet Received

Security	Record Date	Payable Date	Quantity Held	Rate	Dividend Option	Amount of Payment
Interest						
BELMONT BK & TR CO CHICAGO IL CTF DEP ACT/365 MONTHLY	11/21/17	12/06/17	248,000.000	0.001397	Cash	346.52
CATHAY BK LOS ANGELES CALIF CTF DEP ACT/365 MONTHLY	11/22/17	12/07/17	248,000.000	0.001397	Cash	346.52
ENERBANK USA SALT LAKE CITY UTAH CTF DEP ACT/365 MONTHLY	11/30/17	12/15/17	248,000.000	0.001397	Cash	346.52
MAGNOLIA BK INC KY CTF DEP ACT/365 MONTHLY	11/27/17	12/12/17	248,000.000	0.001438	Cash	356.71

Cash Not Yet Received (continued)

Security	Record Date	Payable Date	Quantity Held	Rate	Dividend Option	Amount of Payment
Interest (continued)						
STERLING BK POPLAR BLUFF MO CTF DEP ACT/365 MONTHLY	11/23/17	12/08/17	248,000.000	0.001438	Cash	356.71
Total Cash Not Yet Received						\$1,752.98

Assets shown here are not reflected in your account. This information has been received from sources we believe to be reliable. Pershing does not guarantee the accuracy of the information.

Important Information and Disclosures

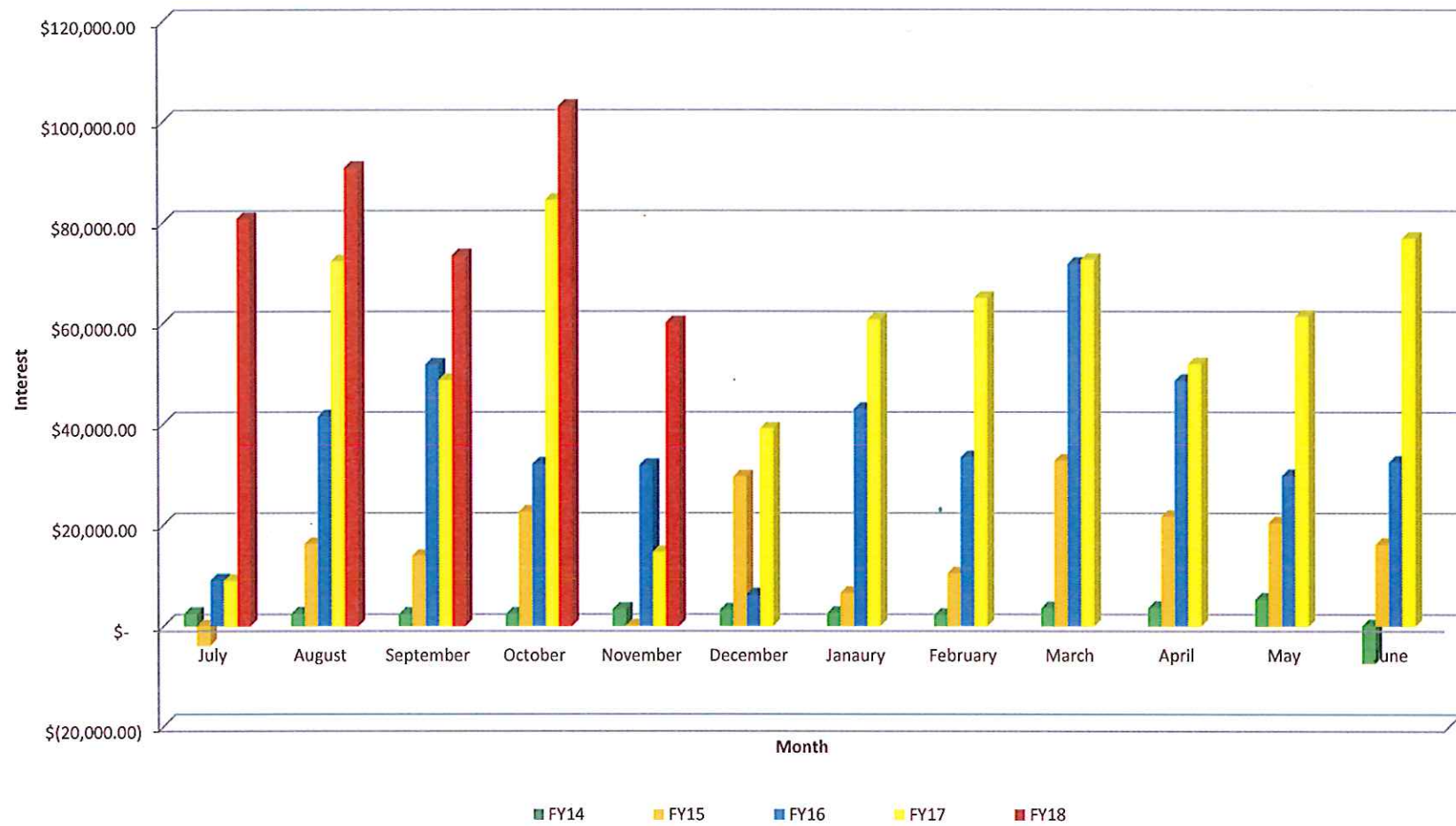
The Role of Pershing

- Pershing carries your account as clearing broker pursuant to a clearing agreement with your financial institution. Pershing may accept from your financial institution without inquiry or investigation (i) orders for the purchase and sale of securities and other property and (ii) any other instructions concerning your account. Pershing is not responsible or liable for any acts or omissions of your financial institution or its employees and it does not supervise them. Pershing provides no investment advice nor does it assess the suitability of any transaction or order. Pershing acts as the agent of your financial institution and you agree that you will not hold Pershing or any person controlling or under common control with it liable for any investment losses incurred by you.
- Pershing performs several key functions at the direction of your financial institution. It acts as custodian for funds and securities you may deposit with it directly or through your financial institution or that it receives as the result of securities transactions it processes.
- Your financial institution is responsible for adherence to the securities laws, regulations and rules which apply to it regarding its own operations and the supervision of your account, its sales representatives and other personnel. Your financial institution is also responsible for approving the opening of accounts and obtaining account documents; the acceptance and, in certain instances, execution of securities orders; the assessment of the suitability of those transactions, where applicable; the rendering of investment advice, if any, to you and in general, for the ongoing relationship that it has with you.
- Inquiries concerning the positions and balances in your account may be directed to the Pershing Customer Service Department at (201) 413-3333. All other inquiries regarding your account or activity should be directed to your financial institution. Your financial organization's contact information can be found on the first page of this statement.
- For a description of other functions performed by Pershing please consult the Disclosure Statement provided to you upon the opening of your account. This notice is not meant as a definitive enumeration of every possible circumstance, but as a general disclosure. If you have any questions regarding this notice or if you would like additional copies of the Disclosure Statement, please contact your financial institution.
- Pershing is a member of the Securities Investor Protection Corporation (SIPC®). Please note that SIPC does not protect against loss due to market fluctuation. In addition to SIPC protection, Pershing provides coverage in excess of SIPC limits. For more detailed information please visit: www.pershing.com/about/strength-and-stability.
- This statement will be deemed conclusive. You are advised to report any inaccuracy or discrepancy (including unauthorized trading) promptly, but no later than ten days after receipt of this statement, to your financial organization and Pershing. Please be advised that any oral communication should be re-confirmed in writing to further protect your rights, including your rights under the Securities Investor Protection Act.
- Your financial organization's contact information can be found on the first page of this statement. Pershing's contact information is as follows: **Pershing LLC, Legal Department, One Pershing Plaza, Jersey City, New Jersey 07399; (201) 413-3330. Errors and Omissions excepted.**

Important Arbitration Disclosures

- All parties to this agreement are giving up the right to sue each other in court, including the right to a trial by jury, except as provided by the rules of the arbitration forum in which a claim is filed.
- Arbitration awards are generally final and binding; a party's ability to have a court reverse or modify an arbitration award is very limited.
- The ability of the parties to obtain documents, witness statements and other discovery is generally more limited in arbitration than in court proceedings.
- The arbitrators do not have to explain the reason(s) for their award, unless, in an eligible case, a joint request for an explained decision has been submitted by all parties to the panel at least 20 days prior to the first scheduled hearing date.
- The panel of arbitrators will typically include a minority of arbitrators who were or are affiliated with the securities industry.
- The rules of some arbitration forums may impose time limits for bringing a claim in arbitration. In some cases, a claim that is ineligible for arbitration may be brought in court.
- The rules of the arbitration forum in which the claim is filed, and any amendments thereto, shall be incorporated into this agreement.

Total Monthly Interest Earnings



F I N A N C I A L S U M M A R Y R E P O R T
Processing Month: November 2017
MEDINA CITY SCHOOL DISTRICT

End	Scc	Description	Beginning Balance	MTD Revenues	FYTD Revenues	MTD Expenditures	FYTD Expenditures	Current Available Balance
001	0000	GENERAL FUND	39,370,833.97	1,839,208.22	32,179,543.85	5,534,669.35	28,908,667.56	42,641,710.26
002	0000	BOND RETIREMENT	1,264,996.56	4,862.17	734,104.10	1,290,000.00	1,301,951.22	697,149.44
002	9000	BOND RETIREMENT - NEW ELE	3,858,326.49	14,181.37	2,141,128.82	3,464,518.25	3,499,384.86	2,500,070.45
002	9012	LOCAL SALES TAX RETIREMEN	99,750.00	.00	.00	1,327,668.75	1,327,668.75	1,227,918.75-
002	9014	CONSOLIDATION - ENERGY &	.00	.00	.00	.00	315,987.53	315,987.53-
003	0000	PERMANENT IMPROVEMENT FUN	126,628.88	.00	.00	.00	.00	126,628.88
003	9000	PERMANENT IMPROVEMENT FUN	989.14	.00	.00	.00	.00	989.14
003	9001	MEDINA CITY REC CENTER-PE	570,076.43	.00	.00	10,675.79	136,321.65	433,754.78
006	0000	LUNCHROOM FUND	48,061.37	243,610.60	815,261.93	192,034.08	846,964.72	16,358.58
007	9004	COLLINS SCHOLARSHIP/POST-	42.80	.06	.39	.00	.00	43.19
007	9110	ART TRUST - GARFIELD	10,064.72	14.18	86.78	.00	.00	10,151.50
007	9333	RIOS STUDENT LEADER SCHOL	26,200.26	36.91	225.92	.00	.00	26,426.18
007	9901	BIXLER SCHOLARSHIP FUND	125.00	.00	.00	.00	.00	125.00
008	9002	KANEHL MUSIC TRUST	29,102.27	41.02	268.50	.00	.00	29,370.77
008	9003	RICHARD HOFFMAN COLLINS M	607,680.86	.00	12,913.02	.00	.00	620,593.88
008	9112	ELAINE BUSHMAN FUND	17,304.04	17.17	346.30	.00	.00	17,650.34
009	9000	STAR	1,246.00	1,133.00	20,561.74	.00	.00	21,807.74
009	9110	UNIFORM SUPPLIES GARFIELD	10,879.47	75.50	2,726.50	48.52	6,139.97	7,466.00
009	9120	UNIFORM SUPPLIES - CANAVA	10,824.08	312.00	7,599.25	173.67	9,692.91	8,730.42
009	9130	UNIFORM SUPPLIES - FENN	22,661.05	504.00	8,094.00	.00	11,989.74	18,765.31
009	9140	UNIFORM SUPPLIES - HERITA	5,210.26	504.00	7,931.23	109.67	10,018.75	3,122.74
009	9160	UNIFORM SUPPLIES - BLAKE	857.73	628.25	11,054.75	63.43	11,586.18	326.30
009	9170	UNIFORM SUPPLIES - RALPH	11,977.26	679.00	15,117.00	108.86	14,131.34	12,962.92
009	9180	UNIFORM SUPPLIES - ELIZA	8,071.03	859.00	8,826.90	235.52	13,501.42	3,396.51
009	9200	UNIFORM SUPPLIES - CLAGGE	56,537.37	1,282.50	18,157.16	671.91	24,240.90	50,453.63
009	9210	UNIFORM SUPPLIES - A.I. R	12,182.21	1,007.00	22,542.20	545.11	19,093.30	15,631.11
009	9300	UNIFORM SUPPLIES - SENIOR	41,811.27	15,668.00	112,493.34	3,452.57	42,153.72	112,150.89
009	9304	AVIATION/PHOTOGRAPHY	3.87	.00	.00	.00	.00	3.87
014	9016	MEDINA CNTY JUV DET CNTR	56,092.18	21,490.00	75,661.13	21,516.93	108,222.32	23,530.99
014	9111	CFIT FY11	5,550.01	.00	.00	.00	.00	5,550.01
014	9116	EVOLVE FY 16	69,606.72	53,900.00	125,625.00	77,122.68	279,764.87	84,533.15-
016	0000	EMERGENCY LEVY	14,480,996.23	1,600.07	3,587,755.76	268,223.82	1,336,912.00	16,731,839.99
018	0000	PRINT SHOP	6,683.33	.00	.00	.00	.00	6,683.33
018	9000	PUBLIC SCHOOL SUPPORT - S	16.70	.00	.00	.00	.00	16.70
018	9110	PRINCIPAL'S FUND - GARFIE	30,043.47	2.25-	400.43	282.64	3,863.98	26,579.92
018	9111	GARFIELD SCHOOL STORE	866.80	200.00	200.00	.00	50.00	1,016.80
018	9113	GARFIELD MEDIA CENTER	726.76	1.00	15.43	.00	.00	742.19
018	9120	PRINCIPAL - CANAVAN	49,481.36	100.00	148.00	463.43	5,277.80	44,351.56
018	9122	CANAVAN SCHOOL STORE	586.69	.00	.00	.00	.00	586.69
018	9123	BOOK FAIR - CANAVAN	5,280.58	2,658.77	5,020.19	5,018.15	5,061.41	5,239.36
018	9130	PRINCIPAL - FENN	37,156.68	2,201.00	3,531.00	439.62	5,318.28	35,369.40
018	9132	FENN SCHOOL STORE	723.07	25.44	175.39	.00	50.00	848.46
018	9133	BOOK FAIR - FENN	277.47	23.44	67.41	.00	.00	344.88
018	9135	MEDINA SKI TEAM - DISTRIC	5,409.19	650.00	650.00	.00	.00	6,059.19
018	9140	PRINCIPAL'S FUND - HERITA	28,070.00	2,291.00	6,426.32	551.91	3,604.76	30,891.56
018	9143	HERITAGE MEDIA CENTER	15,375.04	.00	4,786.95	.00	5,262.37	14,899.62

F I N A N C I A L S U M M A R Y R E P O R T
Processing Month: November 2017
MEDINA CITY SCHOOL DISTRICT

Fnd	Scs	Description	Beginning Balance	MTD Revenues	FYTD Revenues	MTD Expenditures	FYTD Expenditures	Current Available Balance
018	9160	PRINCIPAL'S FUND - H G BL	42,009.07	3,005.50	3,687.00	854.39	2,289.59	43,406.48
018	9161	LEADER IN ME - BLAKE	7,394.06	.00	.00	.00	.00	7,394.06
018	9163	BLAKE MEDIA CENTER	17,218.27	8.00	5,924.23	5,804.70	5,821.65	17,320.85
018	9170	PRINCIPALS FUND - RALPH W	74,315.89	1,950.00	1,950.00	146.00	2,823.01	73,442.88
018	9171	WAITE SCHOOL STORE	50.00	.00	.00	.00	.00	50.00
018	9173	MEDIA CENTER RALPH WAITE	5,360.91	8,592.17	8,592.17	7,737.87	7,737.87	6,215.21
018	9174	FIELD TRIPS RALPH WAITE E	15,209.72	.00	.00	.00	.00	15,209.72
018	9180	PRINCIPALS FUND ELIZA NOR	43,613.19	.00	24.00	514.77	2,255.20	41,381.99
018	9181	NORTHROP ELEMENTARY SCHOO	1,745.95	.00	.00	.00	.00	1,745.95
018	9183	MEDIA CENTER ELIZA NORTHR	7,702.33	.00	5,521.93	4,920.27	4,920.27	8,303.99
018	9184	FIELD TRIPS ELIZA NORTHR	146.00	.00	.00	.00	.00	146.00
018	9200	PRINCIPAL'S FUND - CLAGGE	84,752.98	5,508.40	10,016.52	2,469.15	5,813.25	88,956.25
018	9203	CLAGGETT M.S. MEDIA CENTE	4,507.83	3,807.09	3,894.50	.00	212.10	8,190.23
018	9210	PRINCIPAL'S FUND - ROOT M	13,333.52	16,581.19	30,940.71	449.22	3,120.98	41,153.25
018	9211	ROOT M.S. MEDIA CENTER	9,038.70	2,539.55	3,832.64	3,012.81	3,266.61	9,604.73
018	9212	ROOT M.S. - WASHINGTON TR	355.00	.00	.00	.00	.00	355.00
018	9213	SPECIAL FUNDRAISER - ROOT	12,631.96	.00	.00	.00	.00	12,631.96
018	9300	PRINCIPAL'S FUND - SENIOR	43,812.78	5,771.39	26,578.06	1,741.61	8,244.78	62,146.06
018	9301	MEDIA CENTER FUND	1,407.80	.00	.00	.00	.00	1,407.80
018	9302	SPECIAL FUNDRAISER - SENI	37,086.18	.00	.00	.00	.00	37,086.18
018	9303	PERFORMING ARTS	101,955.40	1,792.00	5,373.80	631.95	19,336.23	87,992.97
018	9304	BUZZ	14,196.01	1,168.10	3,757.41	1,244.24	3,897.65	14,055.77
018	9305	FLEXIBLE CREDIT FUND	7,334.56	.00	100.00	.00	.00	7,434.56
018	9900	INSERVICE - CENTRAL	3,702.01	.00	.00	.00	.00	3,702.01
018	9901	PUBLIC SCHOOL SUPPORT - I	5,383.72	.00	.00	.00	53.95	5,329.77
018	9902	INSERVICE - SUPERINTENDEN	24,720.92	.00	.00	.00	.00	24,720.92
018	9903	BOARD/STUDENT DEVELOPMENT	2,800.00	.00	.00	.00	.00	2,800.00
018	9904	WELLNESS FUND	502.00	.00	.00	.00	.00	502.00
018	9905	PUBLIC SCHOOL SUPPORT/STU	54,192.50	8,000.00	8,000.00	.00	.00	62,192.50
018	9906	COMMUNICATIONS - PUBLIC S	1,752.19	3,267.00	5,017.00	.00	1,912.50	4,856.69
018	9910	MAINTENANCE DEPARTMENT	3,902.36	.00	.00	.00	.00	3,902.36
018	9920	TRSP FUND	1,944.18	84.00	206.55	.00	184.93	1,965.80
018	9930	Resource Connection	1,500.00	.00	.00	.00	.00	1,500.00
019	9000	ADAMH GRANT	642.00	.00	6,000.00	912.00	2,033.00	4,609.00
019	9008	MCDAC GRANT FY18	.00	.00	41,184.00	11,977.34	43,796.40	2,612.40-
019	9018	LOWE'S LIGHT UP GARFIELD	48.08	.00	.00	.00	.00	48.08
019	9020	RIF PROGRAM GRANT - NORTH	400.73	.00	.00	.00	.00	400.73
019	9021	JENNINGS - BLAKE - BRYNIA	.82	.00	.00	.00	.00	.82
019	9023	PUBLIC EDUCATION LEADERSH	.01	.00	.00	.00	.00	.01
019	9029	MARTHA HOLDEN JENNINGS GR	6.82	.00	.00	.00	.00	6.82
019	9030	PERFORMANCE BASED ASSESSM	79.76	.00	.00	.00	.00	79.76
019	9031	PBA FY11	256.96	.00	.00	.00	.00	256.96
019	9113	ACS-HACH CHEMISTRY GRANT	96.34	.00	.00	.00	.00	96.34
019	9180	PPG INNOVATIVE CLASSROOM	15.31	.00	.00	.00	.00	15.31
019	9213	VIDEO CLUB GRANT - MHS	2.82	.00	.00	.00	.00	2.82
019	9313	JENNINGS - NORTHROP - MIL	13.86	.00	.00	.00	.00	13.86

F I N A N C I A L S U M M A R Y R E P O R T
Processing Month: November 2017
MEDINA CITY SCHOOL DISTRICT

Fnd	Sec	Description	Beginning Balance	MTD Revenues	FYTD Revenues	MTD Expenditures	FYTD Expenditures	Current Available Balance
019	9413	3M AND OTHER GRANT	152.03	.00	.00	.00	.00	152.03
019	9513	NEA STUDENT ACHIEVEMENT G	191.88	.00	.00	.00	.00	191.88
019	9613	FUEL UP - CONDOSTA - ROOT	492.05	.00	.00	.00	.00	492.05
019	9715	FUEL UP - BLAKE	23.82	.00	.00	.00	.00	23.82
020	9001	TRANSPORTATION ENTERPRISE	51,296.71	2,965.15	8,613.53	1,104.12	4,461.60	55,448.64
022	9000	Unclaimed funds	27,461.10	.00	.00	.00	.00	27,461.10
022	9093	DIVERSION PROGRAM FED MON	1,000.00	.00	.00	.00	.00	1,000.00
022	9094	DIVERSION PROGRAM - FED.	1,000.00	.00	.00	.00	.00	1,000.00
022	9300	OH HIGH SCHOOL ATH ASSOC	1,053.98	3,876.00	16,727.00	237.00	237.00	17,543.98
024	9001	MEDICAL AND DRUG/SELF INS	6,269,529.07	717,142.43	3,546,668.74	546,588.75	3,206,465.04	6,609,732.77
024	9002	DENTAL SELF INSURANCE FUN	361,631.41	55,499.24	274,578.35	56,136.17	277,083.94	359,125.82
024	9094	FLEX PRO	59,014.82	20,730.36	41,516.28	16,975.74	63,464.15	37,066.95
027	0000	WORKMANS COMP.-SELF INS	181,567.56	10,984.09	54,429.95	6,063.53	49,589.65	186,407.86
071	9013	LOCAL SALES TAX PERMANENT	3,132,294.11	.00	1,564,093.68	43,749.84	1,028,288.02	3,668,099.77
200	9110	GARFIELD STUDENT COUNCIL/	1,275.31	1.29	9.70	.00	358.45	926.56
200	9121	ELLA CANAVAN STUDENT COUN	936.98	1.10	51.59	152.87	200.84	787.73
200	9134	FENN STUDENT BUSINESS	8.49	.01	.07	.00	.00	8.56
200	9140	STUDENT COUNCIL - HERITAG	147.71	.21	1.28	.00	.00	148.99
200	9184	NORTHRUP ELEMENTARY STUDE	47.29	.07	.40	.00	.00	47.69
200	9185	K-KIDS KIWANIS ACTIVITY C	4,690.39	7.97	1,221.37	41.15	205.35	5,706.41
200	9202	CLAGGETT MIDDLE SCH. STUD	3,420.21	4.15	2,824.18	.00	3,273.29	2,971.10
200	9204	CLAGGETT MIDDLE SCHOOL CH	474.76	.67	4.09	.00	.00	478.85
200	9205	CLAGGETT MIDDLE SCH. BUIL	1,687.09	2.58	157.23	.00	.00	1,844.32
200	9209	CLAGGETT MIDDLE SCHOOL DR	16,602.63	23.19	142.65	.00	142.17	16,603.11
200	9252	CHEERLEADERS - ROOT M.S.	40.52	.06	.35	.00	.00	40.87
200	9253	BUILDERS' CLUB - ROOT M.S.	3,173.55	4.61	127.73	.00	.00	3,301.28
200	9254	HONORS ACADEMY - ROOT	1,357.05	1.37	7.41	.00	385.00	979.46
200	9256	DRAMA CLUB - ROOT M.S.	4,025.46	5.67	34.72	.00	.00	4,060.18
200	9257	ENVIRONMENTAL CLUB - ROOT	193.79	.00	1.40	195.19	195.19	.00
200	9258	STUDENT COUNCIL - ROOT M.	2,262.74	209.46	345.14	.00	133.47	2,474.41
200	9301	YOUNG AMERICANS FOR FREED	2,572.40	6.00	1,724.39	.00	.00	4,296.79
200	9302	ART CLUB	133.59	.19	1.16	.00	.00	134.75
200	9303	INTERNATIONAL CULTURAL EX	361.39	.41	3.02	67.70	67.70	296.71
200	9304	CAREER ASSOCIATION	242.25	.00	1.20	.00	243.08	.37
200	9305	CHEMCLUB	729.72	11.39	389.74	.00	124.95	994.51
200	9306	OPERATION SMILE	5.00	.23	162.08	.00	.00	167.08
200	9307	CHOIR	48,901.35	252.76	5,825.71	.00	13,367.31	41,359.75
200	9308	COMPUTER CLUB	71.61	.00	.25	.00	71.86	.00
200	9309	IMPROVE CLUB	270.18	.38	2.33	.00	.00	272.51
200	9310	DELTA EPSILON PHI - NAT'L	.45	.00	.00	.00	.00	.45
200	9312	DRAMA CLUB	35,932.97	50.23	307.45	.00	275.47	35,964.95
200	9315	LEADER WITHIN U	276.12	.39	2.38	.00	.00	278.50
200	9316	FRENCH CLUB	8.71	.00	.00	.00	8.71	.00
200	9318	GIRLS LEADERSHIP CLUB	3,154.65	6.03	2,063.21	.00	898.17	4,319.69
200	9321	KEY CLUB	26,408.12	38.56	1,252.57	.00	50.45	27,610.24
200	9323	MEDINAMITE	411.25	100.58	103.54	99.24	99.24	415.55

F I N A N C I A L S U M M A R Y R E P O R T
Processing Month: November 2017
MEDINA CITY SCHOOL DISTRICT

Fnd	Scc	Description	Beginning Balance	MTD Revenues	FYTD Revenues	MTD Expenditures	FYTD Expenditures	Current Available Balance
200	9324	MEDINIAN	25,424.46	2,568.49	4,683.58	176.15	6,845.92	23,262.12
200	9325	MHS BAND	22,024.92	29.55	376.23	581.28	1,242.99	21,158.16
200	9326	NATIONAL HONOR SOCIETY	9,211.36	12.98	79.44	.00	.00	9,290.80
200	9327	ORCHESTRA	21,549.16	29.76	275.27	.00	512.50	21,311.93
200	9330	SCIENCE OLYMPIAD CLUB	136.51	.00	.47	.00	136.98	.00
200	9331	SKI CLUB	2.90	.00	.02	.00	.00	2.92
200	9332	SPANISH CLUB	8,512.58	2,061.99	4,268.14	619.21	619.21	12,161.51
200	9333	STUDENT COUNCIL	39,753.53	7,196.71	35,391.95	4,287.36	19,147.51	55,997.97
200	9334	WORK STUDY CLUB	5,297.94	.00	18.26	.00	5,316.20	.00
200	9335	LATIN CLUB	1,660.53	78.84	1,089.51	.00	.00	2,750.04
200	9336	INTERACT ORGANIZATION	1,607.69	.00	5.54	.00	1,613.23	.00
200	9337	AMERICAN SIGN LANGUAGE CL	166.14	.44	147.13	.00	.00	313.27
200	9339	SPEECH/DEBATE CLUB	18,632.11	6,581.44	15,715.91	4,113.84	11,838.87	22,509.15
200	9340	S. A. D. D.	1,553.99	150.14	562.84	408.41	408.41	1,708.42
200	9345	INTERNATIONAL CLUB	4,777.49	.00	16.47	.00	4,793.96	.00
200	9346	PENGUIN BOWL/NOSB	257.09	.36	2.22	.00	.00	259.31
200	9350	TECHNOLOGY CLUB	124.72	.40	740.97	211.63	581.42	284.27
200	9351	THE JUNIOR STATESMEN OF A	1,190.32	.00	4.11	.00	1,194.43	.00
200	9352	VIDEO CLUB - SR HI	6,912.25	9.41	97.52	.00	273.25	6,736.52
200	9353	CHINESE CLUB	730.31	16.26	264.14	.00	89.73	904.72
200	9355	GENDER AND SEXUALITY ALLI	1,280.92	292.04	687.34	96.28	96.28	1,871.98
200	9380	V O F T	31,641.16	45.41	1,925.32	.00	1,049.61	32,516.87
200	9416	CLASS OF 2016	2,452.99	.00	6.62-	.00	2,446.37	.00
200	9417	CLASS OF 2017	4,071.58	.00	14.04	.00	4,085.62	.00
200	9418	CLASS OF 2018	23,183.56	10.73	954.75	.00	16,452.42	7,685.89
200	9419	CLASS OF 2019	3,984.75	6.01	371.99	.00	54.38	4,302.36
200	9420	CLASS OF 2020	2,025.20	332.89	347.31	.00	89.83	2,282.68
200	9421	CLASS OF 2021	.00	330.11	330.11	.00	29.85	300.26
200	9999	GENERIC STUDENT ACTIV. FD	.01	.00	.00	.00	.00	.01
300	0000	ATHLETIC FUND	195,045.47	17,198.23	192,676.51	42,880.79	181,363.88	206,358.10
300	9110	GARFIELD FIELD TRIPS	.00	.00	.00	.00	66.65-	66.65
300	9120	CANAVAN FIELD TRIP	.00	7.00	854.00	154.57	538.57	315.43
300	9121	WORLD WATCHER'S CLUB	7,362.04	.00	.00	.00	.00	7,362.04
300	9130	FENN FIELD TRIPS	.00	.00	6,280.00	.00	6,160.25	119.75
300	9140	HERITAGE FIELD TRIPS	.00	.00	4,699.50	118.00	5,293.00	593.50-
300	9160	BLAKE FIELD TRIPS	170.00	.00	231.00	21.34-	344.66	56.34
300	9170	WAITE FIELD TRIPS	1,272.00	284.00	7,212.00	1,204.57	9,307.57	823.57-
300	9180	NORTHROP FIELD TRIPS	269.67	.00	2,746.80	1,038.38	2,824.38	192.09
300	9201	CLAGGETT MIDDLE SCH. BAND	26,295.12	16,444.23	16,444.23	.00	35.00	42,704.35
300	9202	CLAGGETT MIDDLE SCH. ORCH	258.00	.00	.00	.00	.00	258.00
300	9203	CLAGGETT MIDDLE SCHOOL LI	370.00	.00	.00	.00	.00	370.00
300	9204	CLAGGETT M.S. CHOIR FUND	634.10	.00	.00	.00	.00	634.10
300	9208	CLAGGETT - 6TH GRADE TRIP	27,839.95	252.00	68,818.00	.00	95,518.72	1,139.23
300	9250	ROOT M.S. BAND FUND	17,270.76	13,416.00	13,416.00	.00	148.89	30,537.87
300	9251	ROOT M.S. ORCHESTRA FUND	1,228.15	.00	.00	.00	.00	1,228.15
300	9252	ROOT M.S. CHOIR FUND	3,270.15	.00	.00	.00	.00	3,270.15

F I N A N C I A L S U M M A R Y R E P O R T
Processing Month: November 2017
MEDINA CITY SCHOOL DISTRICT

Fnd	Scs	Description	Beginning Balance	MTD Revenues	FYTD Revenues	MTD Expenditures	FYTD Expenditures	Current Available Balance
300	9253	ROOT M.S. BEEHIVE	407.27	89.65	310.40	.00	64.11	653.56
300	9258	ROOT - DISTRICT SUPERVISE	99,129.46	359.50-	5,295.50	1,587.50	101,462.50	2,962.46
300	9259	ROOT DANCE TEAM	528.00	.00	.00	528.00	528.00	.00
300	9302	MENS VOLLEYBALL	8,302.21	.00	.00	.00	.00	8,302.21
300	9303	HUDDLE/SHUDDLE	1,502.31	.00	1,540.00	519.50	827.21	2,215.10
300	9304	LINK CREW	4,010.40	.00	.00	.00	2,096.43	1,913.97
300	9305	MHS DANCE TEAM	1,450.54	.00	.00	.00	.00	1,450.54
300	9313	DRAMA/MUSICAL	11,987.17	6,183.00	6,251.00	.00	547.74	17,690.43
300	9325	MHS BAND TRIP	7,854.12	.00	.00	.00	.00	7,854.12
300	9334	BEEHIVE CAFE	18,441.36	1,998.85	5,676.90	2,817.17	7,735.01	16,383.25
300	9380	V O F T	640.58	.00	.00	.00	640.58	.00
401	9016	AUXILIARY FUNDS/ST FRANCI	7,447.55	.00	.00	.00	.00	7,447.55
401	9017	AUXILIARY FUNDS/ST FRANCI	59,831.48	.00	3,436.20-	.00	53,207.81	3,187.47
401	9018	AUXILIARY FUNDS/ST FRANCI	.00	96,963.80	194,108.88	33,227.63	85,450.65	108,658.23
401	9026	AUX FUNDS NURTURY	5,654.05	.00	.00	.00	.00	5,654.05
401	9027	AUX FUNDS NURTURY	1,366.99	.00	2.05	.00	503.89	865.15
401	9028	AUX FUNDS NURTURY	.00	3.15	3,501.16	960.35	1,248.35	2,252.81
401	9036	AUX FUNDS MCA	2,560.07	.00	.00	312.27	312.27	2,247.80
401	9037	AUX FUNDS MCA	34,290.21	312.27	323.52	.00	34,674.10	60.37-
401	9038	AUX FUNDS MCA	.00	35,075.46	70,161.61	9,290.64	60,716.68	9,444.93
401	9046	AUX FUNDS KIDS COUNTRY	1,234.24	.00	.00	.00	.00	1,234.24
401	9047	AUX FUNDS KIDS COUNTRY	6,177.86	.00	10.27	.00	4,860.06	1,328.07
401	9048	AUX FUNDS KIDS COUNTRY	.00	3,272.48	6,548.58	.00	.00	6,548.58
401	9066	SM WONDERS	1,644.12	.00	.00	.00	.00	1,644.12
432	9097	MANAGE. INFO. SYS. FUND	.80	.00	.00	.00	.00	.80
450	9008	SCHOOLNET PLUS FY2008: GR	1.00	.00	.00	.00	.00	1.00
451	9013	CONNECTIVITY 2013	800.00	.00	.00	.00	.00	800.00
451	9018	CONNECTIVITY FY18	.00	.00	9,900.00	.00	.00	9,900.00
452	9008	SCHOOLNET PROFESSIONAL DE	66.15	.00	.00	.00	.00	66.15
463	9017	ALT ED	219.48	.00	.00	219.48	219.48	.00
499	9012	INTERN PSYCH FY12	45.81	.00	.00	.00	.00	45.81
499	9013	INTERN PSYCH FY13	39.97	.00	.00	.00	.00	39.97
499	9024	LOCAL GOVERNMENT INNOVATI	7,750.00	.00	.00	.00	.00	7,750.00
499	9039	INTERN PSYCHOLOGIST GRANT	2.20	.00	.00	.00	.00	2.20
499	9112	E-TECH BLENDED LEARNING G	321.71	.00	.00	.00	.00	321.71
506	9014	RESIDENT EDUCATOR GRANT	950.00	.00	.00	.00	.00	950.00
516	9015	TITLE VI-B	2,690.82	.00	.00	.00	.00	2,690.82
516	9016	TITLE VI-B	229.90	.00	.00	.00	.00	229.90
516	9017	TITLE VI-B	3,926.79	.00	.00	.00	147,367.24	143,440.45-
516	9018	TITLE VI-B	.00	.00	222,617.26	123,300.19	414,685.75	192,068.49-
551	9118	TITLE III LEP	.00	10,743.48	10,743.48	.00	.00	10,743.48
572	9017	TITLE I	41,715.90	.00	.00	.00	76,801.71	35,085.81-
572	9018	TITLE I	.00	.00	59,736.68	34,450.34	115,699.22	55,962.54-
572	9116	TITLE I-D	2.83	.00	.00	.00	.00	2.83
572	9117	TITLE I-D	31,914.47	.00	.00	585.55	49,130.53	17,216.06-
572	9118	TITLE I-D	.00	.00	6,625.18	2,364.96	10,662.76	4,037.58-

Date: 12/08/17

F I N A N C I A L S U M M A R Y R E P O R T
Processing Month: November 2017
MEDINA CITY SCHOOL DISTRICT

Page: 6
(FINSUM)

Fnd	Scs	Description	Beginning Balance	MTD Revenues	FYTD Revenues	MTD Expenditures	FYTD Expenditures	Current Available Balance
587	9017	PRESCHOOL	4,661.62	.00	.00	.00	2,710.53	1,951.09
587	9018	PRESCHOOL	.00	.00	4,648.87	2,274.18	8,208.67	3,559.80-
590	9017	TITLE II-A	3,719.83	.00	.00	2,845.00	2,935.00	784.83
590	9018	TITLE II-A	.00	.00	60,032.37	6,619.27	70,820.08	10,787.71-
599	9018	TITLE IV-A STUDENT SUPPOR	.00	.00	2,720.33	345.33	3,065.66	345.33-
Grand Total All Funds			72,792,031.29	3,305,401.70	46672,502.92	13,190,538.77	44657,861.64	74806,672.57
Total Invested Funds			.00					

Date: 12/08/2017

C H E C K R E G I S T E R
Processing Month: November 2017
MEDINA CITY SCHOOL DISTRICT

Page: 1
(CHKREG)

Check#	Check Date	Org Sta	Vendor Paid	Check Amount	Status Date
007896	11/07/2017	M/M	MEMO - U.S. BANK PURCHASE CARD	13,750.95	
007897	11/02/2017	M/M	MEMO - MEDICAL MUTUAL	91,148.57	
007898	11/07/2017	M/M	MEMO - MEDICAL MUTUAL	129,652.83	
007899	11/10/2017	M/M	MEMO - MEDICAL MUTUAL	82,270.46	
007900	11/08/2017	M/M	ARBITERPAY	15,000.00	
007901	11/01/2017	M/M	GORDON FOOD SERVICE	5,119.28	
007902	11/01/2017	M/M	GORDON FOOD SERVICE	345.82	
007903	11/07/2017	M/M	GORDON FOOD SERVICE	3,961.00	
007904	11/07/2017	M/M	GORDON FOOD SERVICE	164.83	
007905	11/14/2017	M/M	GORDON FOOD SERVICE	5,552.65	
007906	11/14/2017	M/M	GORDON FOOD SERVICE	290.93	
007907	11/07/2017	M/M	MEMO - U.S. BANK PURCHASE CARD	400.00	
007908	11/03/2017	M/M	MEMO --S T R S	73,522.42	
007909	11/03/2017	M/M	MEMO --S E R S	3,714.69	
007910	11/03/2017	M/M	MEMO -MEDINA CITY SCHOOLS	313,280.56	
007911	11/03/2017	M/M	MEMO - HUNTINGTON NAT'L BANK	26,908.01	
007912	11/03/2017	M/M	MEMO - BUREAU WORK COMP	5,514.83	
007913	11/16/2017	M/M	MEMO --S T R S	10,483.44	
007914	11/20/2017	M/M	MEMO MET LIFE INSURANCE	56,136.17	
007915	11/21/2017	M/M	MEMO - MEDICAL MUTUAL	176,822.06	
007916	11/03/2017	M/M	MEMO MET LIFE INSURANCE	4,741.08	
007917	11/01/2017	M/M	SYSCO CLEVELAND INC	36,997.06	
007918	11/01/2017	M/M	SYSCO CLEVELAND INC	1,167.94	
007919	11/21/2017	M/M	GORDON FOOD SERVICE	4,260.28	
007920	11/21/2017	M/M	GORDON FOOD SERVICE	341.45	
007921	11/17/2017	M/M	MEMO --S T R S	72,439.84	
007922	11/17/2017	M/M	MEMO --S E R S	3,714.69	
007923	11/17/2017	M/M	MEMO -MEDINA CITY SCHOOLS	314,714.82	
007924	11/17/2017	M/M	MEMO - HUNTINGTON NAT'L BANK	26,688.19	
007925	11/17/2017	M/M	MEMO - BUREAU WORK COMP	5,469.26	
007926	11/28/2017	M/M	MEMO - MEDICAL MUTUAL	66,910.36	
007927	11/30/2017	M/M	MEMO - BANK OF NEW YORK	668,100.00	
007928	11/30/2017	M/M	MEMO - BANK OF NEW YORK	3,380,118.25	
007929	11/30/2017	M/M	MEMO - BANK OF NEW YORK	593,568.75	
007930	11/30/2017	M/M	MEMO - BANK OF NEW YORK	84,400.00	
007931	11/30/2017	M/M	MEMO - BANK OF NEW YORK	1,356,000.00	
007932	11/10/2017	M/M	OHIO DEPT OF ED - MEMO CK	89,655.69	
007933	11/24/2017	M/M	OHIO DEPT OF ED - MEMO CK	86,243.22	
007934	11/30/2017	M/M	MEMO - P & A ADMINISTRATIVE	16,239.44	
007935	11/30/2017	M/M	MEMO - BUREAU WORK COMP	6,063.53	
007936	11/20/2017	T/T	MEMO -MEDINA CITY SCHOOLS	195.19	
007937	11/20/2017	T/T	MEMO -MEDINA CITY SCHOOLS	528.00	
007938	11/20/2017	T/T	MEMO -MEDINA CITY SCHOOLS	312.27	
007939	11/30/2017	M/M	STRS	447,090.00	
007940	11/30/2017	M/M	SERS - MEMO	124,834.00	
619788	11/10/2017	W/R	A SIGN ABOVE INC	2,000.00	11/20/2017
619789	11/10/2017	W/R	AARON HART	28.89	11/10/2017
619790	11/10/2017	W/R	ADVANCE AUTO PARTS	456.87	11/20/2017
619791	11/10/2017	W/R	AIR CONTROL PRODUCTS	43.54	11/15/2017
619792	11/10/2017	W/R	AKRON BEARING COMPANY, INC.	189.68	11/16/2017
619793	11/10/2017	W/R	AKRON CHILDRENS HOSPITAL	25,408.08	11/24/2017
619794	11/10/2017	W/R	ALAN T ROLAND	105.00	11/17/2017

Date: 12/08/2017

C H E C K R E G I S T E R
Processing Month: November 2017
MEDINA CITY SCHOOL DISTRICT

Page: 2
(CHKREG)

Check#	Check Date	Org Sta	Vendor Paid	Check Amount	Status Date
619795	11/10/2017	W/R	ALISON YATES	76.98	11/10/2017
619796	11/10/2017	W/R	AMY BUSBY	50.00	11/10/2017
619797	11/10/2017	W/R	ANDREW BRENNER	187.89	11/10/2017
619798	11/10/2017	W/R	ANGELA NUCKOLS	690.00	11/10/2017
619799	11/10/2017	W/R	ANTHONY BELSITO	279.00	11/20/2017
619800	11/10/2017	W/R	APOLLO PEST CONTROL COMPANY	568.00	11/16/2017
619801	11/10/2017	W/R	APPLIED MSS	622.20	11/17/2017
619802	11/10/2017	W/R	AQUACLEAR	66.98	11/16/2017
619803	11/10/2017	W/R	ARMSTRONG	534.54	11/16/2017
619804	11/10/2017	W/R	ARMSTRONG CABLE	59.95	11/15/2017
619805	11/10/2017	W/R	ASCA	1,432.00	11/16/2017
619806	11/10/2017	W/R	ASSET TECHNOLOGIES LLC	899.92	11/24/2017
619807	11/10/2017	W/R	BAKER VEHICLE SYSTEMS INC	36.56	11/15/2017
619808	11/10/2017	W/R	BARNES & NOBLE EDUCATION, INC	244.14	11/17/2017
619809	11/10/2017	W/R	BLICK ART MATERIALS LLC	706.46	11/20/2017
619810	11/10/2017	W/R	BOOKSOURCE	588.05	11/16/2017
619811	11/10/2017	W/R	DAIRYMENS	5,744.55	11/20/2017
619812	11/10/2017	W/R	BRADFORD SCOTT QUADE	136.00	11/10/2017
619813	11/10/2017	W/R	BRIAN CONDIT	20.47	11/10/2017
619814	11/10/2017	W/R	BRICKER & ECKLER LLP	1,631.00	11/16/2017
619815	11/10/2017	W/R	BRIGHT IDEAS PRESS, LLC	302.50	11/16/2017
619816	11/10/2017	W/R	BUEHLER'S MARKETS	585.08	11/15/2017
619817	11/10/2017	W/R	BUZZARD TOOLS LLC	431.96	11/20/2017
619818	11/10/2017	W/R	CAPP USA, INC.	2,058.00	11/16/2017
619819	11/10/2017	W/R	CARA R COUGHLIN	480.00	11/10/2017
619820	11/10/2017	W/R	CARDINAL BUS SALES &	187.41	11/15/2017
619821	11/10/2017	W/R	CATHY LASHER	52.88	11/10/2017
619822	11/10/2017	W/R	CENTERRA CO-OP	17,491.89	11/17/2017
619823	11/10/2017	W/R	CENTRAL INSTRUMENT CO.	94.00	11/15/2017
619824	11/10/2017	W/R	CHELSEA MITCHELL	103.78	11/10/2017
619825	11/10/2017	W/R	CHIPPEWA VALLEY HARDWOODS	742.58	11/15/2017
619826	11/10/2017	W/R	CHRISTOPHER BRINK	105.00	11/20/2017
619827	11/10/2017	W/R	CHRISTOPHER E DEEKS	90.00	11/20/2017
619828	11/10/2017	W/R	CHRISTOPHER M ERNST	3,136.96	11/20/2017
619829	11/10/2017	W/R	CINDY GRICE	32.00	11/10/2017
619830	11/10/2017	W/R	CINTAS CORPORATION	474.40	11/15/2017
619831	11/10/2017	W/R	CITY OF MEDINA	16,209.23	11/15/2017
619832	11/10/2017	W/R	CLAGGETT MIDDLE SCHOOL PTO	916.40	11/21/2017
619833	11/10/2017	W/R	CLEVELAND PLUMBING	124.95	11/15/2017
619834	11/10/2017	W/R	CLEVELAND VICON COMPANY INC	6,580.00	11/16/2017
619835	11/10/2017	W/R	COMDOC, INC.	409.80	11/15/2017
619836	11/10/2017	W/R	CRANDALL COMPANY, INC	9.00	11/17/2017
619837	11/10/2017	W/R	CROSSROADS ASPHALT	10,675.79	11/20/2017
619838	11/10/2017	W/R	CUMMINS INTERSTATE POWER INC	5.46	11/17/2017
619839	11/10/2017	W/R	DANIEL SMITH	26.64	11/10/2017
619840	11/10/2017	W/R	DAWN CIPRO	119.94	11/10/2017
619841	11/10/2017	W/R	DEBORAH REED	40.00	11/10/2017
619842	11/10/2017	W/R	EASY GRAPHICS CORP	2,240.00	11/15/2017
619843	11/10/2017	W/R	EDUCATIONAL FURNITURE LLC	2,411.82	11/20/2017
619844	11/10/2017	W/R	ELECTRICAL APPLIANCE REPAIR	57.32	11/21/2017
619845	11/10/2017	W/R	ELIZABETH RISSMILLER	437.50	11/10/2017
619846	11/10/2017	W/V	ERIN VLEUGELS	107.13	11/21/2017

Date: 12/08/2017

C H E C K R E G I S T E R
Processing Month: November 2017
MEDINA CITY SCHOOL DISTRICT

Page: 3
(CHKREG)

Check#	Check Date	Org Sta	Vendor Paid	Check Amount	Status Date
619847	11/10/2017	W/R	ESC OF MEDINA COUNTY	92,804.32	11/15/2017
619848	11/10/2017	W/R	FASTENAL COMPANY	9.17	11/16/2017
619849	11/10/2017	W/R	FBN SYSTEMS, INC.	2,065.00	11/17/2017
619850	11/10/2017	W/R	FLINN SCIENTIFIC, INC.	239.32	11/20/2017
619851	11/10/2017	W/R	FOLLETT SCHOOL SOLUTIONS, INC.	253.07	11/16/2017
619852	11/10/2017	W/R	FRAN SCHOEN	6,912.00	11/16/2017
619853	11/10/2017	W/R	FRONTIER	738.64	11/16/2017
619854	11/10/2017	W/R	GARDINER SERVICE COMPANY	4,303.00	11/16/2017
619855	11/10/2017	W/R	GEAUGA COUNTY EDUCATIONAL	3,788.94	11/17/2017
619856	11/10/2017	W/R	NAPA AUTOMOTIVE PARTS & SERVIC	1,116.39	11/17/2017
619857	11/10/2017	W/R	GIONINO'S PIZZERIA	90.90	11/21/2017
619858	11/10/2017	W/R	GOODWILL INDUSTRIES AKRON INC	5,941.48	11/10/2017
619859	11/10/2017	W/R	GORDON FOOD SERVICE	332.79	11/17/2017
619860	11/10/2017	W/R	GORDON FOOD SERVICE	77.65	11/16/2017
619861	11/10/2017	W/R	GRAINGER SUPPLY CO	106.92	11/16/2017
619862	11/10/2017	W/R	GREAT LAKES BIOMEDICAL LTD	323.00	11/15/2017
619863	11/10/2017	W/R	HARCOURT OUTLINES, INC.	344.00	11/17/2017
619864	11/10/2017	W/R	HARRISON FORD INC	60.00	11/16/2017
619865	11/10/2017	W/R	HEALTHCARE BILLING SERVICES	226.49	11/20/2017
619866	11/10/2017	W/R	HEINEMANN	329.74	11/20/2017
619867	11/10/2017	W/R	HIGHLAND LOCAL SCHOOLS	750.00	11/17/2017
619868	11/10/2017	W/R	HOBART SALES&SERV,HMR/INNOTECH	669.57	11/15/2017
619869	11/10/2017	W/R	HOME DEPOT	20.82	11/22/2017
619870	11/10/2017	W/R	HOUGHTON MIFFLIN	474.60	11/15/2017
619871	11/10/2017	W/R	ICE CREAM SPECIALTIES INC	1,488.67	11/15/2017
619872	11/10/2017	W/R	IMPACT GROUP	812.50	11/22/2017
619873	11/10/2017	W/R	INNOVATIVE SOLUTIONS	1,990.00	11/16/2017
619874	11/10/2017	W/R	JANNOT'S DESIGNS LLC	6,420.00	11/16/2017
619875	11/10/2017	W/R	JEANNE BLANKENSHIP	28.78	11/10/2017
619876	11/10/2017	W/R	JENNIFER STILES	25.26	11/10/2017
619877	11/10/2017	W/R	JESSICA NIEMANTSVERDRIET	30.43	11/10/2017
619878	11/10/2017	W/R	JF GOOD COMPANY	202.20	11/17/2017
619879	11/10/2017	W/R	JODI DOBBEN	25.00	11/10/2017
619880	11/10/2017	W/V	JOHN LUPSON	52.48	11/21/2017
619881	11/10/2017	W/R	JON E BURKHART	213.73	11/10/2017
619882	11/10/2017	W/R	JORDAN OLSON	34.75	11/10/2017
619883	11/10/2017	W/R	JOSEPH GAUDIO	194.10	11/10/2017
619884	11/10/2017	W/R	JOSHEN PAPER & PACKAGING	1,553.28	11/15/2017
619885	11/10/2017	W/R	JOSHUA E WILSON	105.00	11/17/2017
619886	11/10/2017	W/R	JUDITH A BAKER	19.00	11/10/2017
619887	11/10/2017	W/R	JULIA GOLL	113.42	11/10/2017
619888	11/10/2017	W/R	JULIE KEARNEY	123.43	11/10/2017
619889	11/10/2017	W/W	JULIE WILLIAMS	3,093.75	
619890	11/10/2017	W/R	JW PEPPER & SON, INC.	731.97	11/16/2017
619891	11/10/2017	W/W	KAASP	45.00	
619892	11/10/2017	W/R	KAREN KASE	457.40	11/21/2017
619893	11/10/2017	W/R	KAREN MCGINTY	73.30	11/10/2017
619894	11/10/2017	W/R	KAYLA RODRIGUEZ	30.09	11/10/2017
619895	11/10/2017	W/R	KIM HALLOCK	210.97	11/10/2017
619896	11/10/2017	W/R	LANGUAGE LEARNING ASSOCIATES	18,520.00	11/10/2017
619897	11/10/2017	W/R	LAURA CALAIACOVO	76.93	11/10/2017
619898	11/10/2017	W/R	LINDA CORNELL	119.84	11/10/2017

Date: 12/08/2017

C H E C K R E G I S T E R
Processing Month: November 2017
MEDINA CITY SCHOOL DISTRICT

Page: 4
(CHKREG)

Check#	Check Date	Org Sta	Vendor Paid	Check Amount	Status Date
619899	11/10/2017	W/R	LINDSEY CIZMAR	22.05	11/10/2017
619900	11/10/2017	W/R	LORI S KELLY	5,673.00	11/10/2017
619901	11/10/2017	W/R	LUTHERAN WEST HIGH SCHOOL	50.00	11/21/2017
619902	11/10/2017	W/R	MATHEW FITZ	105.00	11/20/2017
619903	11/10/2017	W/V	MCGRAW-HILL SCHOOL EDU. LLC	37.98	11/13/2017
619904	11/10/2017	W/R	MCMASTER-CARR	336.31	11/15/2017
619905	11/10/2017	W/R	MCS FOOD SERVICE DEPT.	1,344.25	11/13/2017
619906	11/10/2017	W/W	MCSCRT	545.00	
619907	11/10/2017	W/R	MEDINA CITY SCHOOLS	31,127.29	11/13/2017
619908	11/10/2017	W/R	MEDINA COUNTY BOARD OF	5,035.80	11/17/2017
619909	11/10/2017	W/R	MEDINA COUNTY SANITARY	1,579.00	11/22/2017
619910	11/10/2017	W/R	MEDINA GLASS COMPANY	59.95	11/28/2017
619911	11/10/2017	W/R	MEDINA HARDWARE, INC	385.90	11/16/2017
619912	11/10/2017	W/R	MEDINA LIFE SUPPORT TEAM	601.25	11/27/2017
619913	11/10/2017	W/R	MICHAEL WESNER	135.00	11/17/2017
619914	11/10/2017	W/R	MICHELLE MCGRATH	34.68	11/27/2017
619915	11/10/2017	W/R	MIDLAND HARDWARE COMPANY	103.26	11/16/2017
619916	11/10/2017	W/R	MNJ TECHNOLOGIES DIRECT INC	276.00	11/17/2017
619917	11/10/2017	W/R	MONTVILLE POLICE DEPARTMENT	768.00	11/20/2017
619918	11/10/2017	W/R	MUSIC THERAPY ENRICHMENT	1,100.00	11/22/2017
619919	11/10/2017	W/R	MYRA BOWYER	180.00	11/20/2017
619920	11/10/2017	W/R	NASCO	52.48	11/16/2017
619921	11/10/2017	W/R	NICHOLAS BRANDON MACLARREN	105.00	11/16/2017
619922	11/10/2017	W/R	NICHOLAS CERIMELE	20.23	11/10/2017
619923	11/10/2017	W/R	NICHOLAS S RASO	34.14	11/10/2017
619924	11/10/2017	W/R	NICKLES BAKERY	1,328.13	11/15/2017
619925	11/10/2017	W/R	NORTH GATEWAY TIRE CO INC	318.15	11/15/2017
619926	11/10/2017	W/R	OAGC	1,110.00	11/22/2017
619927	11/10/2017	W/R	OASSA	525.00	11/15/2017
619928	11/10/2017	W/R	OHIO CAT	50.42	11/20/2017
619929	11/10/2017	W/R	OHIO EDISON COMPANY	103,907.30	11/15/2017
619930	11/10/2017	W/R	OHIO PROVIDER RESOURCE ASSOC	37,717.00	11/20/2017
619931	11/10/2017	W/R	OHIO SUICIDE PREVENTION	60.00	11/17/2017
619932	11/10/2017	W/R	ORIENTAL TRADING COMPANY	404.72	11/17/2017
619933	11/10/2017	W/R	ORNAMENTAL PRODUCTS TOOL	7,448.00	11/30/2017
619934	11/10/2017	W/R	P & A ADMINISTRATIVE SERVICES	370.00	11/20/2017
619935	11/10/2017	W/R	PAUL KIDD	105.61	11/10/2017
619936	11/10/2017	W/R	PAUL WILLIAMS	129.99	11/13/2017
619937	11/10/2017	W/R	PEARSON ASSESSMENTS	266.00	11/20/2017
619938	11/10/2017	W/R	CAFETERIA-PEPSI COLA ORDERS	996.19	11/20/2017
619939	11/10/2017	W/R	PESI, INC.	399.96	11/20/2017
619940	11/10/2017	W/R	PITNEY BOWES INC	1,038.34	11/21/2017
619941	11/10/2017	W/R	PITSCO INC	293.00	11/20/2017
619942	11/10/2017	W/R	PLAYGROUND WORLD INC	3,825.00	11/17/2017
619943	11/10/2017	W/R	POINT SPRING & DRIVESHAFT CO	514.02	11/16/2017
619944	11/10/2017	W/R	POSITIVE PROMOTIONS, INC	390.51	11/22/2017
619945	11/10/2017	W/W	PRACTICAL SOLUTIONS	480.00	
619946	11/10/2017	W/R	PRAXAIR	24.05	11/16/2017
619947	11/10/2017	W/R	PRESSTEK	1,381.08	11/20/2017
619948	11/10/2017	W/W	PRINCETON DEBATE PANEL	1,175.00	
619949	11/10/2017	W/R	PSI AFFILIATES, INC.	14,947.70	11/17/2017
619950	11/10/2017	W/R	RAFCOMM, INC.	444.71	11/17/2017

Date: 12/08/2017

C H E C K R E G I S T E R
Processing Month: November 2017
MEDINA CITY SCHOOL DISTRICT

Page: 5
(CHKREG)

Check#	Check Date	Org Sta	Vendor Paid	Check Amount	Status Date
619951	11/10/2017	W/R	REALLY GOOD STUFF	272.40	11/17/2017
619952	11/10/2017	W/R	REBECCA GIBSON	47.48	11/10/2017
619953	11/10/2017	W/R	REGINA COUGHLIN	230.00	11/10/2017
619954	11/10/2017	W/R	REINHARDT SUPPLY COMPANY	6,908.81	11/16/2017
619955	11/10/2017	W/R	REV ROBOTICS LLC	159.79	11/16/2017
619956	11/10/2017	W/R	ROJEN COMPANY	466.33	11/16/2017
619957	11/10/2017	W/R	RYDIN	475.18	11/17/2017
619958	11/10/2017	W/R	SANDRA DEBNAR	70.05	11/10/2017
619959	11/10/2017	W/R	SANSON COMPANY	2,398.55	11/15/2017
619960	11/10/2017	W/R	SARGENT-WELCH LLC	406.19	11/15/2017
619961	11/10/2017	W/R	SC STRATEGIC SOLUTIONS LLC	5,995.00	11/17/2017
619962	11/10/2017	W/R	SCHOLASTIC BOOK FAIRS	5,804.70	11/16/2017
619963	11/10/2017	W/R	SCHOLASTIC MAGAZINES	275.17	11/17/2017
619964	11/10/2017	W/R	SCHOLASTIC READING CLUB	334.00	11/16/2017
619965	11/10/2017	W/R	CLASSROOM DIRECT	248.97	11/20/2017
619966	11/10/2017	W/R	SCHOOL SPECIALTY, INC	154.59	11/20/2017
619967	11/10/2017	W/R	SCRUBBER CITY INC	552.01	11/27/2017
619968	11/10/2017	W/R	SHANNON DUNCAN	159.09	11/10/2017
619969	11/10/2017	W/R	SHARON OLTERS DORF	97.05	11/10/2017
619970	11/10/2017	W/R	SHAYNA SAMOSKY	114.49	11/10/2017
619971	11/10/2017	W/R	SHELLEY MACK	511.50	11/10/2017
619972	11/10/2017	W/R	SHERWIN WILLIAMS COMPANY	61.98	11/16/2017
619973	11/10/2017	W/R	SHERYL SCHRADER	11.82	11/10/2017
619974	11/10/2017	W/R	SIMULATION CURRICULUM CORP	734.70	11/20/2017
619975	11/10/2017	W/R	SMITH BROTHERS INC.	87.00	11/16/2017
619976	11/10/2017	W/R	SPORTS EQUIPMENT SPECIALISTS	490.00	11/15/2017
619977	11/10/2017	W/R	SPORTSWORLD	200.00	11/20/2017
619978	11/10/2017	W/R	STANTON'S SHEET MUSIC INC	94.20	11/15/2017
619979	11/10/2017	W/R	STAPLES BUSINESS ADVANTAGE	314.81	11/20/2017
619980	11/10/2017	W/R	STEPS ACADEMY	4,500.00	11/15/2017
619981	11/10/2017	W/R	STUDENT SUPPLY	53.22	11/17/2017
619982	11/10/2017	W/W	SUBURBAN SCHOOL	49,446.00	
619983	11/10/2017	W/R	SUPERIOR PRINTING INC DBA	443.25	11/20/2017
619984	11/10/2017	W/R	SYN TECH SYSTEMS INC	550.00	11/21/2017
619985	11/10/2017	W/R	TALBERT'S COMMERCIAL PRODUCTS	450.55	11/16/2017
619986	11/10/2017	W/R	TARA KILBURG	44.52	11/10/2017
619987	11/10/2017	W/R	TECHNOLOGY ENGINEERING	14,608.75	11/10/2017
619988	11/10/2017	W/R	FOWLER COMPANY	2,948.17	11/16/2017
619989	11/10/2017	W/R	THE MISSING PIECE LLC	637.50	11/22/2017
619990	11/10/2017	W/R	TINA CASSIDY	29.96	11/10/2017
619991	11/10/2017	W/R	TODD A ZIEJA	105.00	11/16/2017
619992	11/10/2017	W/R	TRACI SWANTEK	117.70	11/10/2017
619993	11/10/2017	W/R	TRACY BROWN	780.00	11/15/2017
619994	11/10/2017	W/R	AUDITOR OF STATE'S OFFICE	6,628.00	11/15/2017
619995	11/10/2017	W/R	TREASURER, STATE OF OHIO	689.06	11/15/2017
619996	11/10/2017	W/R	ULINE INC	483.17	11/20/2017
619997	11/10/2017	W/R	UNIFIRST CORPORATION	625.01	11/22/2017
619998	11/10/2017	W/R	VANESSA SHRIVER	14.99	11/10/2017
619999	11/10/2017	W/R	VASCO ASPHALT COMPANY	8,994.00	11/16/2017
620000	11/10/2017	W/R	VEND-RICKS INC.	263.50	11/20/2017
620001	11/10/2017	W/R	WENDI CLARDY	119.95	11/10/2017
620002	11/10/2017	W/R	WOLFF BROS. SUPPLY, INC.	359.48	11/15/2017

Date: 12/08/2017

C H E C K R E G I S T E R
Processing Month: November 2017
MEDINA CITY SCHOOL DISTRICT

Page: 6
(CHKREG)

Check#	Check Date	Org Sta	Vendor Paid	Check Amount	Status Date
620003	11/10/2017	W/R	WOODWIND AND BRASSWIND INC	120.00	11/20/2017
620004	11/10/2017	B/B	CHRIS JACQUET	98.45	
620005	11/10/2017	B/R	MELISSA ARCHIBALD	60.00	11/20/2017
620006	11/10/2017	B/B	ANGELA HAVEKOST	18.00	
620007	11/10/2017	B/B	CHRISTINE ANDERSON	34.50	
620008	11/10/2017	B/R	JANET DULUC	18.00	11/17/2017
620009	11/10/2017	B/R	JOE FUREY	18.00	11/28/2017
620010	11/10/2017	B/B	JOYCE REITZ	28.50	
620011	11/10/2017	B/B	MARJORIE RICE	10.00	
620012	11/10/2017	B/R	SANDRA OR THOMAS TINNIRELLO	15.00	11/20/2017
620013	11/10/2017	B/R	SHELBY OR ALEXANDER KACLOUDIS	47.50	11/17/2017
620014	11/10/2017	B/B	SUE KERANS	23.00	
620015	11/10/2017	B/B	WILLIAM DEVERICKS	18.00	
620016	11/10/2017	B/R	CARRISA PAYNE	30.00	11/22/2017
620017	11/10/2017	B/R	CHRISTINE SMITH	30.00	11/20/2017
620018	11/10/2017	B/R	ELIZABETH KISSNER	30.00	11/20/2017
620019	11/10/2017	B/R	GLENDA BUZZELLI	30.00	11/20/2017
620020	11/10/2017	B/R	GREG CURTIS	30.00	11/20/2017
620021	11/10/2017	B/R	JOHN WEEBER	30.00	11/17/2017
620022	11/10/2017	B/R	MARINA OR MATTHEW MACK	30.00	11/17/2017
620023	11/10/2017	B/R	MATTHEW OR NANCY RUDOLPH	30.00	11/15/2017
620024	11/10/2017	B/B	MICHAEL OR STEPHANIE HUTZ	30.00	
620025	11/10/2017	B/R	MICHAEL OR KERRI JELENIC	30.00	11/15/2017
620026	11/10/2017	B/B	NICOLE OR ADAM MITCHELL	30.00	
620027	11/10/2017	B/R	ROBERT OR AMY LEONHARDT	30.00	11/17/2017
620028	11/10/2017	B/R	TAMMY OR LONNY ROBINSON	30.00	11/20/2017
620029	11/10/2017	B/R	THOMAS OR GRETCHEN DELAC	30.00	11/21/2017
620030	11/10/2017	B/R	YVETTE OR KARL GERHARD	30.00	11/22/2017
620031	11/10/2017	B/B	DAVID FERTAL	375.00	
620032	11/20/2017	W/R	A SIGN ABOVE INC	270.00	11/27/2017
620033	11/20/2017	W/R	ABC THERAPY, LTD	18,366.25	11/20/2017
620034	11/20/2017	W/R	ADVANCE AUTO PARTS	67.40	11/27/2017
620035	11/20/2017	W/W	AKRON RACERS	770.00	
620036	11/20/2017	W/R	ALBERT GUARNIERI & COMPANY INC	480.50	11/27/2017
620037	11/20/2017	W/R	ALEXANDRA MUSSELMAN	94.10	11/20/2017
620038	11/20/2017	W/R	ALISON SNOOK	22.07	11/20/2017
620039	11/20/2017	W/R	ANDREW BRENNER	.86	11/20/2017
620040	11/20/2017	W/R	ANGELA NUCKOLS	1,590.00	11/20/2017
620041	11/20/2017	W/R	ANTHONY BELSITO	486.00	11/29/2017
620042	11/20/2017	W/R	APPLIED MSS	136.04	11/28/2017
620043	11/20/2017	W/R	ARMSTRONG CABLE	144.95	11/28/2017
620044	11/20/2017	W/R	BARNES & NOBLE BOOKSELLERS,	664.80	11/28/2017
620045	11/20/2017	W/R	BARNES & NOBLE BOOKSELLERS	1,458.00	11/28/2017
620046	11/20/2017	W/R	BELLEFAIRE JEWISH CHILDREN'S	40,000.00	11/27/2017
620047	11/20/2017	W/R	BLICK ART MATERIALS LLC	711.33	11/27/2017
620048	11/20/2017	W/R	DAIRYMENS	1,996.47	11/27/2017
620049	11/20/2017	W/R	BRADFORD SCOTT QUADE	103.00	11/20/2017
620050	11/20/2017	W/R	BUEHLER'S MARKETS	489.58	11/24/2017
620051	11/20/2017	W/R	BUZZARD TOOLS LLC	47.99	11/27/2017
620052	11/20/2017	W/R	CARDINAL BUS SALES &	83.79	11/24/2017
620053	11/20/2017	W/R	CAROLE M KOLE	60.00	11/20/2017
620054	11/20/2017	W/R	CATHY LASHER	25.25	11/20/2017

Date: 12/08/2017

C H E C K R E G I S T E R
Processing Month: November 2017
MEDINA CITY SCHOOL DISTRICT

Page: 7
(CHKREG)

Check#	Check Date	Org Sta	Vendor Paid	Check Amount	Status Date
620055	11/20/2017	W/R	CENTRAL INSTRUMENT CO.	645.54	11/24/2017
620056	11/20/2017	W/R	CHAD WISE	49.78	11/20/2017
620057	11/20/2017	W/W	CHOICE LITERACY, INC.	99.00	
620058	11/20/2017	W/W	CHRISTA BORLING	80.92	
620059	11/20/2017	W/R	CHRISTINA BRESNAHAN	494.09	11/27/2017
620060	11/20/2017	W/R	CINTAS FIRST AID & SAFETY	195.39	11/27/2017
620061	11/20/2017	W/R	CINTAS CORPORATION	219.23	11/27/2017
620062	11/20/2017	W/R	CITY OF MEDINA	40,334.30	11/28/2017
620063	11/20/2017	W/R	CLARENCE CRUM	1,422.00	11/28/2017
620064	11/20/2017	W/R	CLEVELAND CLINIC ATWORK	1,139.84	11/30/2017
620065	11/20/2017	W/R	OHIO CERAMIC SUPPLY, INC.	274.23	11/27/2017
620066	11/20/2017	W/R	COLUMBIA GAS OF OHIO, INC	3,732.67	11/28/2017
620067	11/20/2017	W/W	CONJUGUEMOS	105.00	
620068	11/20/2017	W/R	CPM EDUCATIONAL PROGRAM	1,929.84	11/29/2017
620069	11/20/2017	W/W	CR & J SALES, INC	784.00	
620070	11/20/2017	W/R	CROWN TROPHY OF MEDINA	15.00	11/30/2017
620071	11/20/2017	W/R	CUMMINS INTERSTATE POWER INC	275.34	11/27/2017
620072	11/20/2017	W/R	CYNTHIA McCLINTOCK	41.15	11/20/2017
620073	11/20/2017	W/R	CTB McGRAW-HILL	1,504.81	11/24/2017
620074	11/20/2017	W/R	DAVIS WATER TREATMENT	105.00	11/24/2017
620075	11/20/2017	W/W	DAWN CIPRO	198.83	
620076	11/20/2017	W/R	DEBBRA LANEVILLE	38.67	11/20/2017
620077	11/20/2017	W/R	DEMCO, INC.	1,032.62	11/27/2017
620078	11/20/2017	W/R	DIRECT AIR SYSTEMS, INC.	3,537.00	11/28/2017
620079	11/20/2017	W/R	EASY GRAPHICS CORP	49,449.00	11/29/2017
620080	11/20/2017	W/R	EDUCATIONAL SERVICE CENTER	44,625.00	11/27/2017
620081	11/20/2017	W/R	ELECTRICAL APPLIANCE REPAIR	110.50	11/28/2017
620082	11/20/2017	W/W	ELIZABETH JUDY	12.81	
620083	11/20/2017	W/R	ELIZABETH RISSMILLER	1,645.00	11/20/2017
620084	11/20/2017	W/R	ENNIS BRITTON CO LPA	1,050.00	11/30/2017
620085	11/20/2017	W/R	ENTERPRISE FLEET MGMT INC.	9,519.82	11/27/2017
620086	11/20/2017	W/R	FLOWER GALLERY LLC	40.00	11/29/2017
620087	11/20/2017	W/R	FOLLETT SCHOOL SOLUTIONS, INC.	331.23	11/24/2017
620088	11/20/2017	W/R	FRONTIER	561.71	11/27/2017
620089	11/20/2017	W/W	GABCA	30.00	
620090	11/20/2017	W/R	GARDINER SERVICE COMPANY	1,358.00	11/27/2017
620091	11/20/2017	W/R	NAPA AUTOMOTIVE PARTS & SERVIC	131.66	11/27/2017
620092	11/20/2017	W/W	GIDEON NOCERO	59.57	
620093	11/20/2017	W/R	GIONINO'S PIZZERIA	66.75	11/29/2017
620094	11/20/2017	W/R	GORDON FOOD SERVICE	569.56	11/27/2017
620095	11/20/2017	W/R	GORDON FOOD SERVICE	60.89	11/27/2017
620096	11/20/2017	W/R	HOMESTEAD CARPET & TILE INC	1,117.00	11/28/2017
620097	11/20/2017	W/R	HOUGHTON MIFFLIN	3,433.54	11/24/2017
620098	11/20/2017	W/R	ICANDI GRAPHICS	255.75	11/28/2017
620099	11/20/2017	W/R	ICE CREAM SPECIALTIES INC	892.29	11/29/2017
620100	11/20/2017	W/R	JAMES R WRIGHT	75.00	11/20/2017
620101	11/20/2017	W/R	JEFF HARRISON	17.99	11/20/2017
620102	11/20/2017	W/R	JEFFERS HANDBELL SUPPLY INC	54.50	11/28/2017
620103	11/20/2017	W/R	JOHN WESTFALL JR	14.61	11/20/2017
620104	11/20/2017	W/R	JORDAN OLSON	213.96	11/20/2017
620105	11/20/2017	W/R	JOSHEN PAPER & PACKAGING	1,101.54	11/27/2017
620106	11/20/2017	W/R	JOSTEN'S INC	176.15	11/27/2017

Date: 12/08/2017

C H E C K R E G I S T E R
Processing Month: November 2017
MEDINA CITY SCHOOL DISTRICT

Page: 8
(CHKREG)

Check#	Check Date	Org Sta	Vendor Paid	Check Amount	Status Date
620107	11/20/2017	W/R	JULIE MCCABE	184.58	11/20/2017
620108	11/20/2017	W/R	JW PEPPER & SON, INC.	581.28	11/27/2017
620109	11/20/2017	W/R	K & K SPECIALTIES INC	950.00	11/24/2017
620110	11/20/2017	W/R	KRISTIN FALLOW	100.05	11/20/2017
620111	11/20/2017	W/R	LAINA MAKEPEACE	385.37	11/20/2017
620112	11/20/2017	W/R	LANGUAGE LEARNING ASSOCIATES	10,850.00	11/20/2017
620113	11/20/2017	W/R	MACK'S, INC.	197.64	11/24/2017
620114	11/20/2017	W/R	MALLEY'S CHOCOLATES	3,600.00	11/30/2017
620115	11/20/2017	W/R	MARK MCWILLIAMS	150.00	11/27/2017
620116	11/20/2017	W/R	MARY JARSTFER	40.00	11/20/2017
620117	11/20/2017	W/R	MCS FOOD SERVICE DEPT.	48.51	11/21/2017
620118	11/20/2017	W/R	MEDINA COUNTY BOARD OF	1,550.40	11/28/2017
620119	11/20/2017	W/R	MEDINA GLASS COMPANY	59.95	11/28/2017
620120	11/20/2017	W/R	MICHAEL PODRASKY	583.92	11/29/2017
620121	11/20/2017	W/W	MICHAEL WESNER	105.00	
620122	11/20/2017	W/R	MICHELLE MCGRATH	33.11	11/27/2017
620123	11/20/2017	W/R	MIDLAND HARDWARE COMPANY	157.26	11/28/2017
620124	11/20/2017	W/R	MNJ TECHNOLOGIES DIRECT INC	2,092.70	11/28/2017
620125	11/20/2017	W/R	MT BUSINESS TECHNOLOGIES, INC.	864.72	11/27/2017
620126	11/20/2017	W/R	MYRA BOWYER	90.00	11/27/2017
620127	11/20/2017	W/R	NAEIR	83.50	11/28/2017
620128	11/20/2017	W/R	NASCO	212.64	11/27/2017
620129	11/20/2017	W/R	NATIONAL GEOGRAPHIC BEE	120.00	11/27/2017
620130	11/20/2017	W/R	NATIONAL PEN COMPANY LLC	350.90	11/30/2017
620131	11/20/2017	W/R	NICKLES BAKERY	817.97	11/29/2017
620132	11/20/2017	W/R	NICOLE MORAN	21.00	11/20/2017
620133	11/20/2017	W/R	NIMCO INC.	484.52	11/27/2017
620134	11/20/2017	W/W	OAPT	350.00	
620135	11/20/2017	W/R	OHIO CAT	442.21	11/27/2017
620136	11/20/2017	W/R	OHIO DEPT OF EDUCATION	219.48	11/27/2017
620137	11/20/2017	W/R	OHIO DEPT OF JOB &	382.54	11/30/2017
620138	11/20/2017	W/R	OHIO EDISON COMPANY	470.09	11/28/2017
620139	11/20/2017	W/R	OHIO SCHOOL BOARDS ASSOC	2,700.00	11/29/2017
620140	11/20/2017	W/R	OHIO SCHOOLS COUNCIL- NAT GAS	673.83	11/28/2017
620141	11/20/2017	W/R	OHM ADVISORS	4,500.00	11/29/2017
620142	11/20/2017	W/R	OLIVER SIGNS & GRAPHICS, LTD	385.00	11/29/2017
620143	11/20/2017	W/R	OTICON INC	17.50	11/24/2017
620144	11/20/2017	W/R	PEARSON ASSESSMENTS	185.76	11/24/2017
620145	11/20/2017	W/R	PEARSON EDUCATION, INC.	482.54	11/27/2017
620146	11/20/2017	W/R	CAFETERIA-PEPSI COLA ORDERS	1,442.87	11/28/2017
620147	11/20/2017	W/R	PHONAK, INC	119.99	11/27/2017
620148	11/20/2017	W/R	POINT SPRING & DRIVESHAFT CO	700.00	11/28/2017
620149	11/20/2017	W/R	PRO-ED, INC.	291.50	11/24/2017
620150	11/20/2017	W/W	RAMSEYER FARMS, LTD.	1,095.00	
620151	11/20/2017	W/R	RAYMOND MATTHEW MATTIE	1,295.00	11/20/2017
620152	11/20/2017	W/R	REINHARDT SUPPLY COMPANY	2,635.06	11/27/2017
620153	11/20/2017	W/R	RENAISSANCE LEARNING, INC.	130.00	11/27/2017
620154	11/20/2017	W/R	RENTEQUIP, INC.	84.80	11/30/2017
620155	11/20/2017	W/R	RETTIG MUSIC, INC.	277.20	11/29/2017
620156	11/20/2017	W/W	RJ VERNAK REFRIGERATION	768.00	
620157	11/20/2017	W/R	ROBERT TRAVIS	99.83	11/20/2017
620158	11/20/2017	W/R	RONALD L FULLER	51.84	11/20/2017

Date: 12/08/2017

C H E C K R E G I S T E R
Processing Month: November 2017
MEDINA CITY SCHOOL DISTRICT

Page: 9
(CHKREG)

Check#	Check Date	Org Sta	Vendor Paid	Check Amount	Status Date
620159	11/20/2017	W/R	SANDRA K YOCUM	1,250.00	11/27/2017
620160	11/20/2017	W/R	SANSON COMPANY	1,336.10	11/28/2017
620161	11/20/2017	W/R	SARGENT-WELCH LLC	299.94	11/27/2017
620162	11/20/2017	W/R	SCHOLASTIC BOOK FAIRS	5,018.15	11/24/2017
620163	11/20/2017	W/R	SCHOLASTIC MAGAZINES	83.60	11/27/2017
620164	11/20/2017	W/R	SCHOLASTIC PROFESSIONAL BOOKS	25,369.70	11/24/2017
620165	11/20/2017	W/R	SCHOLASTIC READING CLUB	182.00	11/24/2017
620166	11/20/2017	W/R	SCHOOL SPECIALTY, INC	847.29	11/27/2017
620167	11/20/2017	W/R	SCOTT MACHINE DEVELOPMENT CORP	79.49	11/27/2017
620168	11/20/2017	W/R	SCRUBBER CITY INC	379.46	11/27/2017
620169	11/20/2017	W/R	SENDERO THERAPIES, INC.	30,064.00	11/20/2017
620170	11/20/2017	W/R	SHARON SCHORR	23.49	11/20/2017
620171	11/20/2017	W/R	SMETZER'S TIRE CENTER, INC.	256.05	11/27/2017
620172	11/20/2017	W/R	SMITH PETERS KALAIL CO., LPA	3,629.69	11/27/2017
620173	11/20/2017	W/W	SPORTSWORLD	2,204.50	
620174	11/20/2017	W/R	STANTON'S SHEET MUSIC INC	659.49	11/27/2017
620175	11/20/2017	W/R	STAPLES BUSINESS ADVANTAGE	300.11	11/27/2017
620176	11/20/2017	W/R	TALBERT'S COMMERCIAL PRODUCTS	6.94	11/27/2017
620177	11/20/2017	W/R	FOWLER COMPANY	3,142.75	11/28/2017
620178	11/20/2017	W/R	THERAPY SHOPPE, INC.	46.90	11/28/2017
620179	11/20/2017	W/R	TRACI SWANTEK	117.70	11/20/2017
620180	11/20/2017	W/R	TREASURER, STATE OF OHIO	4,320.19	11/24/2017
620181	11/20/2017	W/R	TRISH JACKSON	25.97	11/20/2017
620182	11/20/2017	W/R	ULINE INC	638.44	11/30/2017
620183	11/20/2017	W/W	UNIFIRST CORPORATION	1,239.16	
620184	11/20/2017	W/R	UNITY SCHOOL BUS PARTS	330.62	11/27/2017
620185	11/20/2017	W/R	VERIZON WIRELESS	382.59	11/27/2017
620186	11/20/2017	W/R	W.B. MASON CO., INC.	229.60	11/28/2017
620187	11/20/2017	W/R	WALSH JESUIT HIGH SCHOOL	150.00	11/30/2017
620188	11/20/2017	W/R	MacGILL DISCOUNT NURSE SUPPLY	126.00	11/28/2017
620189	11/20/2017	W/R	WOLFF BROS. SUPPLY, INC.	244.73	11/24/2017
620190	11/20/2017	W/W	YOST EQUIPMENT SALES &	157.52	
620191	11/20/2017	B/B	MICHELLE KETZ	125.00	
620192	11/20/2017	B/B	JUSTIN BORRA	27.00	
620193	11/20/2017	B/B	NICOLE OR JOSEPH DANNERY	15.00	
620194	11/20/2017	B/B	DEBBIE COOPER	34.20	
620195	11/20/2017	B/B	HEATHER KERMES	18.00	
620196	11/20/2017	B/R	LYNN OR STEPHAN RAK	4.50	11/27/2017
620197	11/20/2017	B/B	ANNABELLE COWEN	65.00	
620198	11/20/2017	B/R	CATHERINE MILLER	20.00	11/29/2017
620199	11/20/2017	B/R	CHRIS WEYANDT	6.00	11/27/2017
620200	11/20/2017	B/R	CINDY STOUGH	56.00	11/27/2017
620201	11/20/2017	B/B	HEATHER STEFKA	6.00	
620202	11/20/2017	B/R	JAMIE HANDY	65.00	11/24/2017
620203	11/20/2017	B/R	KAREN PEACOCK	2.00	11/27/2017
620204	11/20/2017	B/R	TIMOTHY SWANSON	36.00	11/29/2017
620205	11/29/2017	W/R	ADRIENNE DIMITROV	86.14	11/29/2017
620206	11/29/2017	W/W	ADVANCE AUTO PARTS	29.69	
620207	11/29/2017	W/W	AIRGAS USA, LLC	61.60	
620208	11/29/2017	W/W	AKRON CHILDRENS HOSPITAL	26,846.50	
620209	11/29/2017	W/W	AMERICAN ART CLAY CO INC	96.00	
620210	11/29/2017	W/W	AMERICAN LEGION POST 202	120.00	

Date: 12/08/2017

C H E C K R E G I S T E R
Processing Month: November 2017
MEDINA CITY SCHOOL DISTRICT

Page: 10
(CHKREG)

Check#	Check Date	Org Sta	Vendor Paid	Check Amount	Status Date
620211	11/29/2017	W/R	AMY BUSBY	159.10	11/29/2017
620212	11/29/2017	W/R	ANGELA NUCKOLS	330.00	11/29/2017
620213	11/29/2017	W/W	ANTHONY BELSITO	108.00	
620214	11/29/2017	W/W	ARDENT PIANO	140.00	
620215	11/29/2017	W/W	ASCA	129.00	
620216	11/29/2017	W/W	ATLAS PEN & PENCIL LLC	75.27	
620217	11/29/2017	W/W	AUSTINTOWN-FITCH HIGH SCHOOL	175.00	
620218	11/29/2017	W/W	B & B TROPHIES & AWARDS	14.00	
620219	11/29/2017	W/R	BARB DIMARINO	10.40	11/29/2017
620220	11/29/2017	W/W	BARNES & NOBLE BOOKSELLERS,	331.41	
620221	11/29/2017	W/W	BOOKSOURCE	328.86	
620222	11/29/2017	W/W	DAIRYMENS	2,639.40	
620223	11/29/2017	W/W	BRUCE TREADWAY	147.00	
620224	11/29/2017	W/W	BSN SPORTS LLC	4,030.20	
620225	11/29/2017	W/W	BUEHLER'S MARKETS	20.05	
620226	11/29/2017	W/W	C MARTIN TRUCKING	1,262.02	
620227	11/29/2017	W/W	CARDINAL BUS SALES &	8,791.60	
620228	11/29/2017	W/W	DOMINIC'S PIZZA	209.92	
620229	11/29/2017	W/W	CDWG	3,225.00	
620230	11/29/2017	W/W	CENTERRA CO-OP	18,147.86	
620231	11/29/2017	W/R	CHARLOTTE KOLKE	43.99	11/29/2017
620232	11/29/2017	W/W	CINTAS CORPORATION	81.94	
620233	11/29/2017	W/W	CLEVELAND PLUMBING	23.50	
620234	11/29/2017	W/W	COLUMBIA GAS OF OHIO, INC	39.65	
620235	11/29/2017	W/W	CPM EDUCATIONAL PROGRAM	78.02	
620236	11/29/2017	W/W	CROWN TROPHY OF MEDINA	1,694.60	
620237	11/29/2017	W/R	DAVID M CHAMBERS	123.03	11/29/2017
620238	11/29/2017	W/R	DEBRA NELSEN	34.45	11/29/2017
620239	11/29/2017	W/R	ELDORA LAVDAS	1,314.80	11/29/2017
620240	11/29/2017	W/R	ELIZABETH RISSMILLER	210.00	11/29/2017
620241	11/29/2017	W/R	ERIN VLEUGELS	107.13	11/29/2017
620242	11/29/2017	W/W	ESC OF MEDINA COUNTY	84,269.96	
620243	11/29/2017	W/W	FARMERS EXCHANGE CO INC	660.03	
620244	11/29/2017	W/W	FBN SYSTEMS, INC.	340.00	
620245	11/29/2017	W/W	OASBO - FIVE COUNTY	90.00	
620246	11/29/2017	W/W	FOLLETT SCHOOL SOLUTIONS, INC.	818.56	
620247	11/29/2017	W/W	GARFIELD HEIGHTS HIGH	200.00	
620248	11/29/2017	W/W	NAPA AUTOMOTIVE PARTS & SERVIC	261.39	
620249	11/29/2017	W/W	GIONINO'S PIZZERIA	90.90	
620250	11/29/2017	W/W	GRAINGER SUPPLY CO	250.45	
620251	11/29/2017	W/W	GRANVILLE MIDDLE SCHOOL	200.00	
620252	11/29/2017	W/W	GREAT LAKES BIOMEDICAL LTD	589.00	
620253	11/29/2017	W/W	HOMESTEAD CARPET & TILE INC	979.00	
620254	11/29/2017	W/W	HOUGHTON MIFFLIN	595.15	
620255	11/29/2017	W/W	HOUSE OF FLOWERS & GIFTS LLC	94.50	
620256	11/29/2017	W/W	ICE CREAM SPECIALTIES INC	637.05	
620257	11/29/2017	W/W	JANIS PERTEE	477.33	
620258	11/29/2017	W/R	JODI DOBBEN	25.00	11/29/2017
620259	11/29/2017	W/R	JOHN LUPSON	52.48	11/29/2017
620260	11/29/2017	W/R	KIMBERLY EVILSIZER	100.00	11/29/2017
620261	11/29/2017	W/W	KO LAUNDRY	2,726.10	
620262	11/29/2017	W/R	KRISTINE QUALLICH	119.84	11/29/2017

Date: 12/08/2017

C H E C K R E G I S T E R
Processing Month: November 2017
MEDINA CITY SCHOOL DISTRICT

Page: 11
(CHKREG)

Check#	Check Date	Org Sta	Vendor Paid	Check Amount	Status Date
620263	11/29/2017	W/W	JOHN R GREEN	425.58	
620264	11/29/2017	W/W	LORAIN CITY SCHOOL DISTRICT	800.00	
620265	11/29/2017	W/R	LORI S KELLY	1,982.50	11/29/2017
620266	11/29/2017	W/W	MARLINGTON HIGH SCHOOL	350.00	
620267	11/29/2017	W/W	MATHCOUNTS REGISTRATION	210.00	
620268	11/29/2017	W/W	MCS FOOD SERVICE DEPT.	285.71	
620269	11/29/2017	W/W	MEDINA COUNTY BOARD OF	3,096.12	
620270	11/29/2017	W/W	MEDINA COUNTY PORT AUTHORITY	853.00	
620271	11/29/2017	W/W	MEDINA LIFE SUPPORT TEAM	2,535.00	
620272	11/29/2017	W/W	MEDINA SIGN POST INC	259.99	
620273	11/29/2017	W/W	MEGAN COOPER	574.62	
620274	11/29/2017	W/R	MIDLAND HARDWARE COMPANY	59.00	11/30/2017
620275	11/29/2017	W/W	MNJ TECHNOLOGIES DIRECT INC	392.00	
620276	11/29/2017	W/W	NASCO	420.90	
620277	11/29/2017	W/W	NICKLES BAKERY	333.57	
620278	11/29/2017	W/W	AKRON BEACON JOURNAL	120.00	
620279	11/29/2017	W/R	NOREEN PAFFUMI	109.14	11/29/2017
620280	11/29/2017	W/W	NWEA	5,820.50	
620281	11/29/2017	W/W	OHIO CAT	70.73	
620282	11/29/2017	W/W	OSBORNE MEDINA, INC.	215.50	
620283	11/29/2017	W/W	OSCA	50.00	
620284	11/29/2017	W/W	OTC BRANDS INC	50.90	
620285	11/29/2017	W/W	P & A ADMINISTRATIVE SERVICES	366.30	
620286	11/29/2017	W/W	PEARSON ASSESSMENTS	470.10	
620287	11/29/2017	W/W	QUALITY CASTER SUPPLY	70.74	
620288	11/29/2017	W/W	QUILL CORPORATION	115.36	
620289	11/29/2017	W/W	REALLY GOOD STUFF	168.94	
620290	11/29/2017	W/W	REINHARDT SUPPLY COMPANY	1,375.60	
620291	11/29/2017	W/W	RENTEQUIP, INC.	319.06	
620292	11/29/2017	W/W	RJ VERNAK REFRIGERATION	137.50	
620293	11/29/2017	W/W	ROBOSOURCE LLC	134.63	
620294	11/29/2017	W/W	SANSON COMPANY	1,245.70	
620295	11/29/2017	W/W	SC STRATEGIC SOLUTIONS LLC	150.00	
620296	11/29/2017	W/W	SCHOLASTIC BOOK FAIRS	10,750.68	
620297	11/29/2017	W/W	SCHOLASTIC BOOK FAIRS	4,920.27	
620298	11/29/2017	W/W	SCHOOL LIBRARY JOURNAL	54.99	
620299	11/29/2017	W/W	SCHOOL NURSE SUPPLY, INC.	935.00	
620300	11/29/2017	W/W	CLASSROOM DIRECT	67.65	
620301	11/29/2017	W/W	SCHOOL SPECIALTY, INC	612.43	
620302	11/29/2017	W/W	SCOTT SCRIVEN LLP	395.50	
620303	11/29/2017	W/W	SPORTSWORLD	2,453.82	
620304	11/29/2017	W/W	STANDARD WELDING & STEEL	163.33	
620305	11/29/2017	W/W	STAPLES BUSINESS ADVANTAGE	43.53	
620306	11/29/2017	W/W	STARFALL EDUCATION FOUNDATION	270.00	
620307	11/29/2017	W/W	TALBERT'S COMMERCIAL PRODUCTS	300.09	
620308	11/29/2017	W/R	TERESA SPRINGER	72.44	11/29/2017
620309	11/29/2017	W/R	TINA CASSIDY	436.94	11/29/2017
620310	11/29/2017	W/W	TOTAL EDUCATION SOLUTIONS INC	7,410.00	
620311	11/29/2017	W/W	TREASURER, STATE OF OHIO	1,844.21	
620312	11/29/2017	W/W	TWINSBURG ATHLETIC BOOSTERS	350.00	
620313	11/29/2017	W/W	UNIFIRST CORPORATION	625.01	
620314	11/29/2017	W/W	US TOY CO INC	102.29	

Date: 12/08/2017

C H E C K R E G I S T E R
Processing Month: November 2017
MEDINA CITY SCHOOL DISTRICTPage: 12
(CHKREG)

Check#	Check Date	Org Sta	Vendor Paid	Check Amount	Status Date
620315	11/29/2017	W/W	USA CUSTOM APPAREL LLC	570.00	
620316	11/29/2017	W/W	VERIZON BUSINESS	953.70	
620317	11/29/2017	W/W	VERNIER SOFTWARE &	141.00	
620318	11/29/2017	W/W	W W WILLIAMS COMPANY LLC	118.40	
620319	11/29/2017	W/W	WADSWORTH HIGH SCHOOL	200.00	
620320	11/29/2017	W/R	WENDY SHUBROWSKY	142.99	11/29/2017
620321	11/29/2017	W/W	WOLFF BROS. SUPPLY, INC.	400.74	
620322	11/29/2017	B/B	FRANK PAPA	5.00	
620323	11/29/2017	B/B	JENNIFER ZEISEL	10.00	
620324	11/29/2017	B/B	TRACY FLARE	5.00	
620325	11/30/2017	W/W	HUDSON ATHLETIC BOOSTER CLUB	290.00	
942365	11/03/2017	C/C	MEMO -MEDINA CITY SCHOOLS	1,818,828.04	
942366	11/17/2017	C/C	MEMO -MEDINA CITY SCHOOLS	1,802,747.96	
942367	11/16/2017	C/C	MEMO -MEDINA CITY SCHOOLS	159.50	

Total Checks Issued \$ 13,240,635.57

Date: 12/08/17
Time: 3:34 pm

MEDINA CITY SCHOOL DISTRICT
Appropriation Account Summary
SORTED BY FUND-SCC

Page: 1
(APPSUM)

FYTD Appropriated	Prior FY Carryover Encumbrances	FYTD Expendable	FYTD Actual Expenditures	MTD Actual Expenditures	Current Encumbrances	FYTD Unencumbered Balance	FYTD Percent Exp/Enc
*****TOTAL FOR FUND-SCC 001 0000 (GENERAL FUND):							
71,231,065.80	967,514.77	72,198,580.57	28,908,667.56	5,534,669.35	1,673,998.54	41,615,914.47	42.36
=====							
*****TOTAL FOR FUND-SCC 002 0000 (BOND RETIREMENT):							
1,414,750.00	0.00	1,414,750.00	1,301,951.22	1,290,000.00	0.00	112,798.78	92.03
=====							
*****TOTAL FOR FUND-SCC 002 9000 (BOND RETIREMENT - NEW ELEM/SR HIGH):							
4,293,911.50	0.00	4,293,911.50	3,499,384.86	3,464,518.25	749,393.25	45,133.39	98.95
=====							
*****TOTAL FOR FUND-SCC 002 9012 (LOCAL SALES TAX RETIREMENT OF COPS):							
1,743,512.50	0.00	1,743,512.50	1,327,668.75	1,327,668.75	510,593.75	94,750.00-	105.43
=====							
*****TOTAL FOR FUND-SCC 002 9014 (CONSOLIDATION - ENERGY & TRANSP NOTES):							
337,987.50	0.00	337,987.50	315,987.53	0.00	22,000.00	0.03-	100.00
=====							
*****TOTAL FOR FUND-SCC 003 9001 (MEDINA CITY REC CENTER-PERMANENT IMPROV.):							
166,546.25	8,435.50	174,981.75	136,321.65	10,675.79	35,918.00	2,742.10	98.43
=====							
*****TOTAL FOR FUND-SCC 006 0000 (LUNCHROOM FUND):							
2,504,864.09	3,240.91	2,508,105.00	846,964.72	192,034.08	196,825.15	1,464,315.13	41.62
=====							
*****TOTAL FOR FUND-SCC 007 9004 (COLLINS SCHOLARSHIP/POST-GRADUATE):							
16,000.00	0.00	16,000.00	0.00	0.00	0.00	16,000.00	0.00
=====							
*****TOTAL FOR FUND-SCC 007 9333 (RIOS STUDENT LEADER SCHOLAR.):							
5,000.00	0.00	5,000.00	0.00	0.00	0.00	5,000.00	0.00
=====							
*****TOTAL FOR FUND-SCC 008 9002 (KANEHL MUSIC TRUST):							
250.00	0.00	250.00	0.00	0.00	0.00	250.00	0.00
=====							

Date: 12/08/17
Time: 3:34 pm

MEDINA CITY SCHOOL DISTRICT
Appropriation Account Summary
SORTED BY FUND-SCC

Page: 2
(APPSUM)

FYTD Appropriated	Prior FY Carryover Encumbrances	FYTD Expendable	FYTD Actual Expenditures	MTD Actual Expenditures	Current Encumbrances	FYTD Unencumbered Balance	FYTD Percent Exp/Enc
*****TOTAL FOR FUND-SCC 008 9003 (RICHARD HOFFMAN COLLINS MEMORIAL SCHOLARSHIP):							
25,000.00	0.00	25,000.00	0.00	0.00	0.00	25,000.00	0.00
=====							
*****TOTAL FOR FUND-SCC 008 9112 (ELAINE BUSHMAN FUND):							
300.00	0.00	300.00	0.00	0.00	0.00	300.00	0.00
=====							
*****TOTAL FOR FUND-SCC 009 9000 (STAR):							
29,986.75	0.00	29,986.75	0.00	0.00	0.00	29,986.75	0.00
=====							
*****TOTAL FOR FUND-SCC 009 9110 (UNIFORM SUPPLIES GARFIELD):							
9,678.00	0.00	9,678.00	6,139.97	48.52	1,694.77	1,843.26	80.95
=====							
*****TOTAL FOR FUND-SCC 009 9120 (UNIFORM SUPPLIES - CANAVAN):							
12,059.48	174.52	12,234.00	9,692.91	173.67	901.60	1,639.49	86.60
=====							
*****TOTAL FOR FUND-SCC 009 9130 (UNIFORM SUPPLIES - FENN):							
15,548.11	0.00	15,548.11	11,989.74	0.00	1,327.23	2,231.14	85.65
=====							
*****TOTAL FOR FUND-SCC 009 9140 (UNIFORM SUPPLIES - HERITAGE):							
11,584.50	0.00	11,584.50	10,018.75	109.67	622.70	943.05	91.86
=====							
*****TOTAL FOR FUND-SCC 009 9160 (UNIFORM SUPPLIES - BLAKE):							
14,781.00	0.00	14,781.00	11,586.18	63.43	1,387.94	1,806.88	87.78
=====							
*****TOTAL FOR FUND-SCC 009 9170 (UNIFORM SUPPLIES - RALPH WAITE ELEMENTARY):							
16,421.11	468.23	16,889.34	14,131.34	108.86	2,407.22	350.78	97.92
=====							
*****TOTAL FOR FUND-SCC 009 9180 (UNIFORM SUPPLIES - ELIZA NORTHROP ELEMENTARY):							
14,907.00	0.00	14,907.00	13,501.42	235.52	579.74	825.84	94.46
=====							

Date: 12/08/17
Time: 3:34 pm

MEDINA CITY SCHOOL DISTRICT
Appropriation Account Summary
SORTED BY FUND-SCC

Page: 3
(APPSUM)

FYTD Appropriated	Prior FY Carryover Encumbrances	FYTD Expendable	FYTD Actual Expenditures	MTD Actual Expenditures	Current Encumbrances	FYTD Unencumbered Balance	FYTD Percent Exp/Enc
*****TOTAL FOR FUND-SCC 009 9200 (UNIFORM SUPPLIES - CLAGGETT MIDDLE SCHOOL):							
51,557.00	0.00	51,557.00	24,240.90	671.91	9,835.31	17,480.79	66.09
=====							
*****TOTAL FOR FUND-SCC 009 9210 (UNIFORM SUPPLIES - A.I. ROOT MIDDLE SCHOOL):							
35,412.53	588.47	36,001.00	19,093.30	545.11	8,061.74	8,845.96	75.43
=====							
*****TOTAL FOR FUND-SCC 009 9300 (UNIFORM SUPPLIES - SENIOR HIGH SCHOOL):							
217,145.53	3,169.47	220,315.00	42,153.72	3,452.57	127,162.48	50,998.80	76.85
=====							
*****TOTAL FOR FUND-SCC 014 9016 (MEDINA CNTY JUV DET CNTR):							
288,625.00	0.00	288,625.00	108,222.32	21,516.93	0.00	180,402.68	37.50
=====							
*****TOTAL FOR FUND-SCC 014 9116 (EVOLVE FY 16):							
646,490.69	10,774.19	657,264.88	279,764.87	77,122.68	8,639.33	368,860.68	43.88
=====							
*****TOTAL FOR FUND-SCC 016 0000 (EMERGENCY LEVY):							
5,561,575.00	0.00	5,561,575.00	1,336,912.00	268,223.82	12,737.28	4,211,925.72	24.27
=====							
*****TOTAL FOR FUND-SCC 018 9110 (PRINCIPAL'S FUND - GARFIELD):							
10,674.04	75.96	10,750.00	3,863.98	282.64	1,150.50	5,735.52	46.65
=====							
*****TOTAL FOR FUND-SCC 018 9111 (GARFIELD SCHOOL STORE):							
250.00	0.00	250.00	50.00	0.00	0.00	200.00	20.00
=====							
*****TOTAL FOR FUND-SCC 018 9113 (GARFIELD MEDIA CENTER):							
700.00	0.00	700.00	0.00	0.00	0.00	700.00	0.00
=====							
*****TOTAL FOR FUND-SCC 018 9120 (PRINCIPAL - CANAVAN):							
9,270.00	3,765.23	13,035.23	5,277.80	463.43	2,511.21	5,246.22	59.75
=====							

Date: 12/08/17
Time: 3:34 pm

MEDINA CITY SCHOOL DISTRICT
Appropriation Account Summary
SORTED BY FUND-SCC

Page: 4
(APPSUM)

FYTD Appropriated	Prior FY Carryover Encumbrances	FYTD Expendable	FYTD Actual Expenditures	MTD Actual Expenditures	Current Encumbrances	FYTD Unencumbered Balance	FYTD Percent Exp/Enc
*****TOTAL FOR FUND-SCC 018 9123 (BOOK FAIR - CANAVAN):							
11,000.00	144.54	11,144.54	5,061.41	5,018.15	0.00	6,083.13	45.42
=====							
*****TOTAL FOR FUND-SCC 018 9130 (PRINCIPAL - FENN):							
30,650.00	0.00	30,650.00	5,318.28	439.62	4,503.51	20,828.21	32.04
=====							
*****TOTAL FOR FUND-SCC 018 9132 (FENN SCHOOL STORE):							
750.00	0.00	750.00	50.00	0.00	300.00	400.00	46.67
=====							
*****TOTAL FOR FUND-SCC 018 9135 (MEDINA SKI TEAM - DISTRICTWIDE):							
6,000.00	0.00	6,000.00	0.00	0.00	0.00	6,000.00	0.00
=====							
*****TOTAL FOR FUND-SCC 018 9140 (PRINCIPAL'S FUND - HERITAGE):							
23,700.00	0.00	23,700.00	3,604.76	551.91	2,413.43	17,681.81	25.39
=====							
*****TOTAL FOR FUND-SCC 018 9143 (HERITAGE MEDIA CENTER):							
14,000.00	0.00	14,000.00	5,262.37	0.00	737.00	8,000.63	42.85
=====							
*****TOTAL FOR FUND-SCC 018 9160 (PRINCIPAL'S FUND - H G BLAKE):							
21,400.00	137.25	21,537.25	2,289.59	854.39	1,484.74	17,762.92	17.52
=====							
*****TOTAL FOR FUND-SCC 018 9161 (LEADER IN ME - BLAKE):							
7,300.00	0.00	7,300.00	0.00	0.00	0.00	7,300.00	0.00
=====							
*****TOTAL FOR FUND-SCC 018 9162 (BLAKE RUNNING CLUB):							
200.00	0.00	200.00	0.00	0.00	0.00	200.00	0.00
=====							
*****TOTAL FOR FUND-SCC 018 9163 (BLAKE MEDIA CENTER):							
7,500.00	0.00	7,500.00	5,821.65	5,804.70	0.00	1,678.35	77.62
=====							

Date: 12/08/17
Time: 3:34 pm

MEDINA CITY SCHOOL DISTRICT
Appropriation Account Summary
SORTED BY FUND-SCC

Page: 5
(APPSUM)

FYTD Appropriated	Prior FY Carryover Encumbrances	FYTD Expendable	FYTD Actual Expenditures	MTD Actual Expenditures	Current Encumbrances	FYTD Unencumbered Balance	FYTD Percent Exp/Enc
*****TOTAL FOR FUND-SCC 018 9170 (PRINCIPALS FUND - RALPH WAITE ELEMENTARY):							
16,800.00	2,437.37	19,237.37	2,823.01	146.00	446.45	15,967.91	17.00
=====							
*****TOTAL FOR FUND-SCC 018 9173 (MEDIA CENTER RALPH WAITE ELEMENTARY):							
11,000.00	0.00	11,000.00	7,737.87	7,737.87	0.00	3,262.13	70.34
=====							
*****TOTAL FOR FUND-SCC 018 9180 (PRINCIPALS FUND ELIZA NORTHROP ELEMENTARY):							
19,834.77	265.23	20,100.00	2,255.20	514.77	7,028.55	10,816.25	46.19
=====							
*****TOTAL FOR FUND-SCC 018 9181 (NORTHROP ELEMENTARY SCHOOL STORE):							
1,000.00	0.00	1,000.00	0.00	0.00	0.00	1,000.00	0.00
=====							
*****TOTAL FOR FUND-SCC 018 9183 (MEDIA CENTER ELIZA NORTHROP ELEMENTARY):							
5,300.00	0.00	5,300.00	4,920.27	4,920.27	0.00	379.73	92.84
=====							
*****TOTAL FOR FUND-SCC 018 9200 (PRINCIPAL'S FUND - CLAGGETT M.S.):							
17,590.44	109.56	17,700.00	5,813.25	2,469.15	3,771.60	8,115.15	54.15
=====							
*****TOTAL FOR FUND-SCC 018 9203 (CLAGGETT M.S. MEDIA CENTER):							
4,972.81	227.19	5,200.00	212.10	0.00	2,971.40	2,016.50	61.22
=====							
*****TOTAL FOR FUND-SCC 018 9210 (PRINCIPAL'S FUND - ROOT M.S.):							
35,603.09	6,268.91	41,872.00	3,120.98	449.22	11,515.13	27,235.89	34.95
=====							
*****TOTAL FOR FUND-SCC 018 9211 (ROOT M.S. MEDIA CENTER):							
7,234.81	215.19	7,450.00	3,266.61	3,012.81	0.00	4,183.39	43.85
=====							
*****TOTAL FOR FUND-SCC 018 9213 (SPECIAL FUNDRAISER - ROOT M.S.):							
12,393.00	0.00	12,393.00	0.00	0.00	12,631.94	238.94	101.93
=====							

Date: 12/08/17
Time: 3:34 pm

MEDINA CITY SCHOOL DISTRICT
Appropriation Account Summary
SORTED BY FUND-SCC

Page: 6
(APPSUM)

FYTD Appropriated	Prior FY Carryover Encumbrances	FYTD Expendable	FYTD Actual Expenditures	MTD Actual Expenditures	Current Encumbrances	FYTD Unencumbered Balance	FYTD Percent Exp/Enc
*****TOTAL FOR FUND-SCC 018 9300 (PRINCIPAL'S FUND - SENIOR HIGH):							
45,771.00	11,126.78	56,897.78	8,244.78	1,741.61	35,817.30	12,835.70	77.44
=====							
*****TOTAL FOR FUND-SCC 018 9301 (MEDIA CENTER FUND):							
1,407.00	0.00	1,407.00	0.00	0.00	406.51	1,000.49	28.89
=====							
*****TOTAL FOR FUND-SCC 018 9303 (PERFORMING ARTS):							
81,650.00	19,484.38	101,134.38	19,336.23	631.95	44,247.80	37,550.35	62.87
=====							
*****TOTAL FOR FUND-SCC 018 9304 (BUZZ):							
13,850.00	0.00	13,850.00	3,897.65	1,244.24	9,952.35	0.00	100.00
=====							
*****TOTAL FOR FUND-SCC 018 9901 (PUBLIC SCHOOL SUPPORT - INSTRUCTION DEPT.):							
0.00	2,600.00	2,600.00	53.95	0.00	0.00	2,546.05	2.08
=====							
*****TOTAL FOR FUND-SCC 018 9906 (COMMUNICATIONS - PUBLIC SCHOOL SUPPORT):							
6,244.00	0.00	6,244.00	1,912.50	0.00	0.00	4,331.50	30.63
=====							
*****TOTAL FOR FUND-SCC 018 9920 (TRSP FUND):							
500.00	0.00	500.00	184.93	0.00	315.07	0.00	100.00
=====							
*****TOTAL FOR FUND-SCC 019 9000 (ADAMH GRANT):							
6,000.00	642.00	6,642.00	2,033.00	912.00	556.00	4,053.00	38.98
=====							
*****TOTAL FOR FUND-SCC 019 9008 (MCDAC GRANT FY18):							
82,368.00	0.00	82,368.00	43,796.40	11,977.34	0.00	38,571.60	53.17
=====							
*****TOTAL FOR FUND-SCC 020 9001 (TRANSPORTATION ENTERPRISE):							
32,874.62	2,125.38	35,000.00	4,461.60	1,104.12	3,919.99	26,618.41	23.95
=====							

Date: 12/08/17
Time: 3:34 pm

MEDINA CITY SCHOOL DISTRICT
Appropriation Account Summary
SORTED BY FUND-SCC

Page: 7
(APPSUM)

FYTD Appropriated	Prior FY Carryover Encumbrances	FYTD Expendable	FYTD Actual Expenditures	MTD Actual Expenditures	Current Encumbrances	FYTD Unencumbered Balance	FYTD Percent Exp/Enc
*****TOTAL FOR FUND-SCC 022 9000 (Unclaimed funds):							
0.00	7,740.96	7,740.96	0.00	0.00	0.00	7,740.96	0.00
=====							
*****TOTAL FOR FUND-SCC 022 9300 (OH HIGH SCHOOL ATH ASSOC FUND):							
60,000.00	0.00	60,000.00	237.00	237.00	0.00	59,763.00	0.40
=====							
*****TOTAL FOR FUND-SCC 024 9001 (MEDICAL AND DRUG/SELF INSURANCE FUNDS):							
8,229,857.01	38,142.99	8,268,000.00	3,206,465.04	546,588.75	1,681,094.36	3,380,440.60	59.11
=====							
*****TOTAL FOR FUND-SCC 024 9002 (DENTAL SELF INSURANCE FUNDS):							
675,000.00	0.00	675,000.00	277,083.94	56,136.17	0.00	397,916.06	41.05
=====							
*****TOTAL FOR FUND-SCC 024 9094 (FLEX PRO):							
149,251.50	748.50	150,000.00	63,464.15	16,975.74	163,904.09	77,368.24	151.58
=====							
*****TOTAL FOR FUND-SCC 027 0000 (WORKMANS COMP.-SELF INS):							
190,000.00	1,000.00	191,000.00	49,589.65	6,063.53	8,707.68	132,702.67	30.52
=====							
*****TOTAL FOR FUND-SCC 071 9013 (LOCAL SALES TAX PERMANENT IMPROVEMENTS):							
3,669,849.48	573,663.02	4,243,512.50	1,028,288.02	43,749.84	795,206.44	2,420,018.04	42.97
=====							
*****TOTAL FOR FUND-SCC 200 9110 (GARFIELD STUDENT COUNCIL/K-KIDS CLUB):							
1,200.00	0.00	1,200.00	358.45	0.00	691.55	150.00	87.50
=====							
*****TOTAL FOR FUND-SCC 200 9121 (ELLA CANAVAN STUDENT COUNCIL):							
240.00	245.28	485.28	200.84	152.87	0.00	284.44	41.39
=====							
*****TOTAL FOR FUND-SCC 200 9185 (K-KIDS KIWANIS ACTIVITY CLUB-NORTHROP):							
2,300.00	119.92	2,419.92	205.35	41.15	958.85	1,255.72	48.11
=====							

Date: 12/08/17
Time: 3:34 pm

MEDINA CITY SCHOOL DISTRICT
Appropriation Account Summary
SORTED BY FUND-SCC

Page: 8
(APPSUM)

FYTD Appropriated	Prior FY Carryover Encumbrances	FYTD Expendable	FYTD Actual Expenditures	MTD Actual Expenditures	Current Encumbrances	FYTD Unencumbered Balance	FYTD Percent Exp/Enc
*****TOTAL FOR FUND-SCC 200 9202 (CLAGGETT MIDDLE SCH. STUDENT COUNCIL):							
5,000.00	0.00	5,000.00	3,273.29	0.00	1,136.71	590.00	88.20
=====							
*****TOTAL FOR FUND-SCC 200 9205 (CLAGGETT MIDDLE SCH. BUILDERS CLUB):							
250.00	0.00	250.00	0.00	0.00	0.00	250.00	0.00
=====							
*****TOTAL FOR FUND-SCC 200 9209 (CLAGGETT MIDDLE SCHOOL DRAMA CLUB):							
4,000.00	0.00	4,000.00	142.17	0.00	3,072.15	785.68	80.36
=====							
*****TOTAL FOR FUND-SCC 200 9253 (BUILDERS' CLUB - ROOT M.S.):							
500.00	0.00	500.00	0.00	0.00	0.00	500.00	0.00
=====							
*****TOTAL FOR FUND-SCC 200 9254 (HONORS ACADEMY - ROOT):							
1,500.00	0.00	1,500.00	385.00	0.00	500.00	615.00	59.00
=====							
*****TOTAL FOR FUND-SCC 200 9256 (DRAMA CLUB - ROOT M.S.):							
6,923.00	0.00	6,923.00	0.00	0.00	2,000.00	4,923.00	28.89
=====							
*****TOTAL FOR FUND-SCC 200 9257 (ENVIRONMENTAL CLUB - ROOT M.S.):							
195.19	0.00	195.19	195.19	195.19	0.00	0.00	100.00
=====							
*****TOTAL FOR FUND-SCC 200 9258 (STUDENT COUNCIL - ROOT M.S.):							
1,300.00	0.00	1,300.00	133.47	0.00	666.53	500.00	61.54
=====							
*****TOTAL FOR FUND-SCC 200 9302 (ART CLUB):							
900.00	0.00	900.00	0.00	0.00	130.00	770.00	14.44
=====							
*****TOTAL FOR FUND-SCC 200 9303 (INTERNATIONAL CULTURAL EXPLORATION):							
360.00	0.00	360.00	67.70	67.70	292.30	0.00	100.00
=====							

Date: 12/08/17
Time: 3:34 pm

MEDINA CITY SCHOOL DISTRICT
Appropriation Account Summary
SORTED BY FUND-SCC

Page: 9
(APPSUM)

FYTD Appropriated	Prior FY Carryover Encumbrances	FYTD Expendable	FYTD Actual Expenditures	MTD Actual Expenditures	Current Encumbrances	FYTD Unencumbered Balance	FYTD Percent Exp/Enc
*****TOTAL FOR FUND-SCC 200 9304 (CAREER ASSOCIATION):							
243.08	0.00	243.08	243.08	0.00	0.00	0.00	100.00
=====							
*****TOTAL FOR FUND-SCC 200 9305 (CHEMCLUB):							
300.00	0.00	300.00	124.95	0.00	175.05	0.00	100.00
=====							
*****TOTAL FOR FUND-SCC 200 9306 (OPERATION SMILE):							
650.00	0.00	650.00	0.00	0.00	650.00	0.00	100.00
=====							
*****TOTAL FOR FUND-SCC 200 9307 (CHOIR):							
33,000.00	9,508.88	42,508.88	13,367.31	0.00	27,141.57	2,000.00	95.30
=====							
*****TOTAL FOR FUND-SCC 200 9308 (COMPUTER CLUB):							
71.86	0.00	71.86	71.86	0.00	0.00	0.00	100.00
=====							
*****TOTAL FOR FUND-SCC 200 9309 (IMPROVE CLUB):							
4,300.00	0.00	4,300.00	0.00	0.00	4,300.00	0.00	100.00
=====							
*****TOTAL FOR FUND-SCC 200 9311 (CHESS CLUB):							
700.00	0.00	700.00	0.00	0.00	0.00	700.00	0.00
=====							
*****TOTAL FOR FUND-SCC 200 9312 (DRAMA CLUB):							
21,500.00	26,285.26	47,785.26	275.47	0.00	21,500.00	26,009.79	45.57
=====							
*****TOTAL FOR FUND-SCC 200 9316 (FRENCH CLUB):							
8.71	0.00	8.71	8.71	0.00	0.00	0.00	100.00
=====							
*****TOTAL FOR FUND-SCC 200 9318 (GIRLS LEADERSHIP CLUB):							
900.00	0.00	900.00	898.17	0.00	1.83	0.00	100.00
=====							

Date: 12/08/17
Time: 3:34 pm

MEDINA CITY SCHOOL DISTRICT
Appropriation Account Summary
SORTED BY FUND-SCC

Page: 10
(APPSUM)

FYTD Appropriated	Prior FY Carryover Encumbrances	FYTD Expendable	FYTD Actual Expenditures	MTD Actual Expenditures	Current Encumbrances	FYTD Unencumbered Balance	FYTD Percent Exp/Enc
*****TOTAL FOR FUND-SCC 200 9321 (KEY CLUB):							
10,000.00	0.00	10,000.00	50.45	0.00	9,949.55	0.00	100.00
=====							
*****TOTAL FOR FUND-SCC 200 9323 (MEDINAMITE):							
3,000.00	0.00	3,000.00	99.24	99.24	2,900.76	0.00	100.00
=====							
*****TOTAL FOR FUND-SCC 200 9324 (MEDINIAN):							
10,000.00	0.00	10,000.00	6,845.92	176.15	3,154.08	0.00	100.00
=====							
*****TOTAL FOR FUND-SCC 200 9325 (MHS BAND):							
20,000.00	0.00	20,000.00	1,242.99	581.28	18,757.01	0.00	100.00
=====							
*****TOTAL FOR FUND-SCC 200 9326 (NATIONAL HONOR SOCIETY):							
3,500.00	0.00	3,500.00	0.00	0.00	3,000.00	500.00	85.71
=====							
*****TOTAL FOR FUND-SCC 200 9327 (ORCHESTRA):							
3,000.00	0.00	3,000.00	512.50	0.00	2,487.50	0.00	100.00
=====							
*****TOTAL FOR FUND-SCC 200 9330 (SCIENCE OLYMPIAD CLUB):							
136.98	0.00	136.98	136.98	0.00	0.00	0.00	100.00
=====							
*****TOTAL FOR FUND-SCC 200 9332 (SPANISH CLUB):							
5,280.00	0.00	5,280.00	619.21	619.21	4,660.79	0.00	100.00
=====							
*****TOTAL FOR FUND-SCC 200 9333 (STUDENT COUNCIL):							
43,000.00	1,110.28	44,110.28	19,147.51	4,287.36	24,962.77	0.00	100.00
=====							
*****TOTAL FOR FUND-SCC 200 9334 (WORK STUDY CLUB):							
5,316.20	0.00	5,316.20	5,316.20	0.00	0.00	0.00	100.00
=====							

Date: 12/08/17
Time: 3:34 pm

MEDINA CITY SCHOOL DISTRICT
Appropriation Account Summary
SORTED BY FUND-SCC

Page: 11
(APPSUM)

FYTD Appropriated	Prior FY Carryover Encumbrances	FYTD Expendable	FYTD Actual Expenditures	MTD Actual Expenditures	Current Encumbrances	FYTD Unencumbered Balance	FYTD Percent Exp/Enc
*****TOTAL FOR FUND-SCC 200 9335 (LATIN CLUB):							
5,000.00	0.00	5,000.00	0.00	0.00	5,000.00	0.00	100.00
=====							
*****TOTAL FOR FUND-SCC 200 9336 (INTERACT ORGANIZATION):							
1,613.23	0.00	1,613.23	1,613.23	0.00	0.00	0.00	100.00
=====							
*****TOTAL FOR FUND-SCC 200 9339 (SPEECH/DEBATE CLUB):							
32,500.00	0.00	32,500.00	11,838.87	4,113.84	12,433.16	8,227.97	74.68
=====							
*****TOTAL FOR FUND-SCC 200 9340 (S. A. D. D.):							
2,000.00	0.00	2,000.00	408.41	408.41	1,591.59	0.00	100.00
=====							
*****TOTAL FOR FUND-SCC 200 9345 (INTERNATIONAL CLUB):							
4,793.96	0.00	4,793.96	4,793.96	0.00	0.00	0.00	100.00
=====							
*****TOTAL FOR FUND-SCC 200 9346 (PENGUIN BOWL/NOSB):							
550.00	0.00	550.00	0.00	0.00	0.00	550.00	0.00
=====							
*****TOTAL FOR FUND-SCC 200 9350 (TECHNOLOGY CLUB):							
3,400.00	0.00	3,400.00	581.42	211.63	1,118.58	1,700.00	50.00
=====							
*****TOTAL FOR FUND-SCC 200 9351 (THE JUNIOR STATESMEN OF AMERICA):							
1,194.43	0.00	1,194.43	1,194.43	0.00	0.00	0.00	100.00
=====							
*****TOTAL FOR FUND-SCC 200 9352 (VIDEO CLUB - SR HI):							
7,000.00	273.25	7,273.25	273.25	0.00	7,000.00	0.00	100.00
=====							
*****TOTAL FOR FUND-SCC 200 9353 (CHINESE CLUB):							
350.00	0.00	350.00	89.73	0.00	260.27	0.00	100.00
=====							

Date: 12/08/17
Time: 3:34 pm

MEDINA CITY SCHOOL DISTRICT
Appropriation Account Summary
SORTED BY FUND-SCC

Page: 12
(APPSUM)

FYTD Appropriated	Prior FY Carryover Encumbrances	FYTD Expendable	FYTD Actual Expenditures	MTD Actual Expenditures	Current Encumbrances	FYTD Unencumbered Balance	FYTD Percent Exp/Enc
*****TOTAL FOR FUND-SCC 200 9355 (GENDER AND SEXUALITY ALLIANCE):							
2,400.00	0.00	2,400.00	96.28	96.28	303.72	2,000.00	16.67
=====							
*****TOTAL FOR FUND-SCC 200 9380 (V O F T):							
24,500.00	0.00	24,500.00	1,049.61	0.00	23,450.39	0.00	100.00
=====							
*****TOTAL FOR FUND-SCC 200 9416 (CLASS OF 2016):							
2,446.37	0.00	2,446.37	2,446.37	0.00	0.00	0.00	100.00
=====							
*****TOTAL FOR FUND-SCC 200 9417 (CLASS OF 2017):							
4,359.18	0.00	4,359.18	4,085.62	0.00	0.00	273.56	93.72
=====							
*****TOTAL FOR FUND-SCC 200 9418 (CLASS OF 2018):							
10,500.00	16,423.05	26,923.05	16,452.42	0.00	10,202.74	267.89	99.00
=====							
*****TOTAL FOR FUND-SCC 200 9419 (CLASS OF 2019):							
47,970.00	0.00	47,970.00	54.38	0.00	47,915.62	0.00	100.00
=====							
*****TOTAL FOR FUND-SCC 200 9420 (CLASS OF 2020):							
3,100.00	0.00	3,100.00	89.83	0.00	3,010.17	0.00	100.00
=====							
*****TOTAL FOR FUND-SCC 200 9421 (CLASS OF 2021):							
1,500.00	0.00	1,500.00	29.85	0.00	20.15	1,450.00	3.33
=====							
*****TOTAL FOR FUND-SCC 300 0000 (ATHLETIC FUND):							
395,793.94	20,906.06	416,700.00	181,363.88	42,880.79	77,533.15	157,802.97	62.13
=====							
*****TOTAL FOR FUND-SCC 300 9110 (GARFIELD FIELD TRIPS):							
10,000.00	0.00	10,000.00	66.65-	0.00	0.00	10,066.65	0.67-
=====							

Date: 12/08/17
Time: 3:34 pm

MEDINA CITY SCHOOL DISTRICT
Appropriation Account Summary
SORTED BY FUND-SCC

Page: 13
(APPSUM)

FYTD Appropriated	Prior FY Carryover Encumbrances	FYTD Expendable	FYTD Actual Expenditures	MTD Actual Expenditures	Current Encumbrances	FYTD Unencumbered Balance	FYTD Percent Exp/Enc
*****TOTAL FOR FUND-SCC 300 9120 (CANAVAN FIELD TRIP):							
8,478.00	0.00	8,478.00	538.57	154.57	1,446.43	6,493.00	23.41
=====							
*****TOTAL FOR FUND-SCC 300 9130 (FENN FIELD TRIPS):							
14,500.00	0.00	14,500.00	6,160.25	0.00	0.00	8,339.75	42.48
=====							
*****TOTAL FOR FUND-SCC 300 9140 (HERITAGE FIELD TRIPS):							
6,887.00	0.00	6,887.00	5,293.00	118.00	0.00	1,594.00	76.85
=====							
*****TOTAL FOR FUND-SCC 300 9160 (BLAKE FIELD TRIPS):							
10,900.00	0.00	10,900.00	344.66	21.34	612.32	9,943.02	8.78
=====							
*****TOTAL FOR FUND-SCC 300 9170 (WAITE FIELD TRIPS):							
15,000.00	0.00	15,000.00	9,307.57	1,204.57	1,795.43	3,897.00	74.02
=====							
*****TOTAL FOR FUND-SCC 300 9180 (NORTHROP FIELD TRIPS):							
8,000.00	0.00	8,000.00	2,824.38	1,038.38	30.00	5,145.62	35.68
=====							
*****TOTAL FOR FUND-SCC 300 9201 (CLAGGETT MIDDLE SCH. BAND FUND):							
45,500.00	35.00	45,535.00	35.00	0.00	27,000.00	18,500.00	59.37
=====							
*****TOTAL FOR FUND-SCC 300 9208 (CLAGGETT - 6TH GRADE TRIPS):							
110,800.00	0.00	110,800.00	95,518.72	0.00	640.00	14,641.28	86.79
=====							
*****TOTAL FOR FUND-SCC 300 9250 (ROOT M.S. BAND FUND):							
19,200.00	48.00	19,248.00	148.89	0.00	18,099.11	1,000.00	94.80
=====							
*****TOTAL FOR FUND-SCC 300 9253 (ROOT M.S. BEEHIVE):							
667.91	32.09	700.00	64.11	0.00	100.00	535.89	23.44
=====							

Date: 12/08/17
Time: 3:34 pm

MEDINA CITY SCHOOL DISTRICT
Appropriation Account Summary
SORTED BY FUND-SCC

Page: 14
(APPSUM)

FYTD Appropriated	Prior FY Carryover Encumbrances	FYTD Expendable	FYTD Actual Expenditures	MTD Actual Expenditures	Current Encumbrances	FYTD Unencumbered Balance	FYTD Percent Exp/Enc
*****TOTAL FOR FUND-SCC 300 9258 (ROOT - DISTRICT SUPERVISED ACTIVITIES):							
133,060.00	0.00	133,060.00	101,462.50	1,587.50	2,652.50	28,945.00	78.25
=====							
*****TOTAL FOR FUND-SCC 300 9259 (ROOT DANCE TEAM):							
528.00	0.00	528.00	528.00	528.00	0.00	0.00	100.00
=====							
*****TOTAL FOR FUND-SCC 300 9302 (MENS VOLLEYBALL):							
5,340.00	0.00	5,340.00	0.00	0.00	0.00	5,340.00	0.00
=====							
*****TOTAL FOR FUND-SCC 300 9303 (HUDDLE/SHUDDLE):							
1,500.00	72.52	1,572.52	827.21	519.50	592.79	152.52	90.30
=====							
*****TOTAL FOR FUND-SCC 300 9304 (LINK CREW):							
4,860.00	0.00	4,860.00	2,096.43	0.00	2,763.57	0.00	100.00
=====							
*****TOTAL FOR FUND-SCC 300 9305 (MHS DANCE TEAM):							
1,450.54	0.00	1,450.54	0.00	0.00	0.00	1,450.54	0.00
=====							
*****TOTAL FOR FUND-SCC 300 9313 (DRAMA/MUSICAL):							
10,210.00	547.74	10,757.74	547.74	0.00	10,210.00	0.00	100.00
=====							
*****TOTAL FOR FUND-SCC 300 9334 (BEEHIVE CAFE):							
21,550.00	0.00	21,550.00	7,735.01	2,817.17	13,596.17	218.82	98.98
=====							
*****TOTAL FOR FUND-SCC 300 9380 (V O F T):							
640.58	0.00	640.58	640.58	0.00	0.00	0.00	100.00
=====							
*****TOTAL FOR FUND-SCC 401 9016 (AUXILIARY FUNDS/ST FRANCIS):							
7,447.55	0.00	7,447.55	0.00	0.00	0.00	7,447.55	0.00
=====							

Date: 12/08/17
Time: 3:34 pm

MEDINA CITY SCHOOL DISTRICT
Appropriation Account Summary
SORTED BY FUND-SCC

Page: 15
(APPSUM)

FYTD Appropriated	Prior FY Carryover Encumbrances	FYTD Expendable	FYTD Actual Expenditures	MTD Actual Expenditures	Current Encumbrances	FYTD Unencumbered Balance	FYTD Percent Exp/Enc
*****TOTAL FOR FUND-SCC 401 9017 (AUXILIARY FUNDS/ST FRANCIS):							
14,644.43	41,750.85	56,395.28	53,207.81	0.00	1,710.27	1,477.20	97.38
=====							
*****TOTAL FOR FUND-SCC 401 9018 (AUXILIARY FUNDS/ST FRANCIS):							
387,817.50	0.00	387,817.50	85,450.65	33,227.63	16,654.82	285,712.03	26.33
=====							
*****TOTAL FOR FUND-SCC 401 9026 (AUX FUNDS NURTURY):							
5,654.05	0.00	5,654.05	0.00	0.00	0.00	5,654.05	0.00
=====							
*****TOTAL FOR FUND-SCC 401 9027 (AUX FUNDS NURTURY):							
814.41	554.63	1,369.04	503.89	0.00	0.00	865.15	36.81
=====							
*****TOTAL FOR FUND-SCC 401 9028 (AUX FUNDS NURTURY):							
13,944.00	0.00	13,944.00	1,248.35	960.35	1,348.51	11,347.14	18.62
=====							
*****TOTAL FOR FUND-SCC 401 9036 (AUX FUNDS MCA):							
2,560.07	0.00	2,560.07	312.27	312.27	0.00	2,247.80	12.20
=====							
*****TOTAL FOR FUND-SCC 401 9037 (AUX FUNDS MCA):							
15.53	34,970.84	34,986.37	34,674.10	0.00	0.00	312.27	99.11
=====							
*****TOTAL FOR FUND-SCC 401 9038 (AUX FUNDS MCA):							
140,311.50	0.00	140,311.50	60,716.68	9,290.64	10,172.29	69,422.53	50.52
=====							
*****TOTAL FOR FUND-SCC 401 9046 (AUX FUNDS KIDS COUNTRY):							
1,234.24	0.00	1,234.24	0.00	0.00	0.00	1,234.24	0.00
=====							
*****TOTAL FOR FUND-SCC 401 9047 (AUX FUNDS KIDS COUNTRY):							
42.89	6,145.24	6,188.13	4,860.06	0.00	1,372.60	44.53-	100.72
=====							

Date: 12/08/17
Time: 3:34 pm

MEDINA CITY SCHOOL DISTRICT
Appropriation Account Summary
SORTED BY FUND-SCC

Page: 16
(APPSUM)

FYTD Appropriated	Prior FY Carryover Encumbrances	FYTD Expendable	FYTD Actual Expenditures	MTD Actual Expenditures	Current Encumbrances	FYTD Unencumbered Balance	FYTD Percent Exp/Enc
*****TOTAL FOR FUND-SCC 401 9048 (AUX FUNDS KIDS COUNTRY):							
13,072.50	0.00	13,072.50	0.00	0.00	0.00	13,072.50	0.00
=====							
*****TOTAL FOR FUND-SCC 451 9018 (CONNECTIVITY FY18):							
19,800.00	0.00	19,800.00	0.00	0.00	0.00	19,800.00	0.00
=====							
*****TOTAL FOR FUND-SCC 463 9017 (ALT ED):							
1,083.92	0.00	1,083.92	219.48	219.48	0.00	864.44	20.25
=====							
*****TOTAL FOR FUND-SCC 516 9017 (TITLE VI-B):							
193,257.67	5,033.91	198,291.58	147,367.24	0.00	0.00	50,924.34	74.32
=====							
*****TOTAL FOR FUND-SCC 516 9018 (TITLE VI-B):							
1,424,853.41	0.00	1,424,853.41	414,685.75	123,300.19	55,307.18	954,860.48	32.99
=====							
*****TOTAL FOR FUND-SCC 551 9118 (TITLE III LEP):							
10,743.48	0.00	10,743.48	0.00	0.00	0.00	10,743.48	0.00
=====							
*****TOTAL FOR FUND-SCC 572 9017 (TITLE I):							
122,968.57	43,068.24	166,036.81	76,801.71	0.00	0.00	89,235.10	46.26
=====							
*****TOTAL FOR FUND-SCC 572 9018 (TITLE I):							
462,693.89	0.00	462,693.89	115,699.22	34,450.34	40,829.51	306,165.16	33.83
=====							
*****TOTAL FOR FUND-SCC 572 9117 (TITLE I-D):							
35,476.00	35,294.80	70,770.80	49,130.53	585.55	0.00	21,640.27	69.42
=====							
*****TOTAL FOR FUND-SCC 572 9118 (TITLE I-D):							
89,029.82	0.00	89,029.82	10,662.76	2,364.96	1,688.05	76,679.01	13.87
=====							

Date: 12/08/17
Time: 3:34 pm

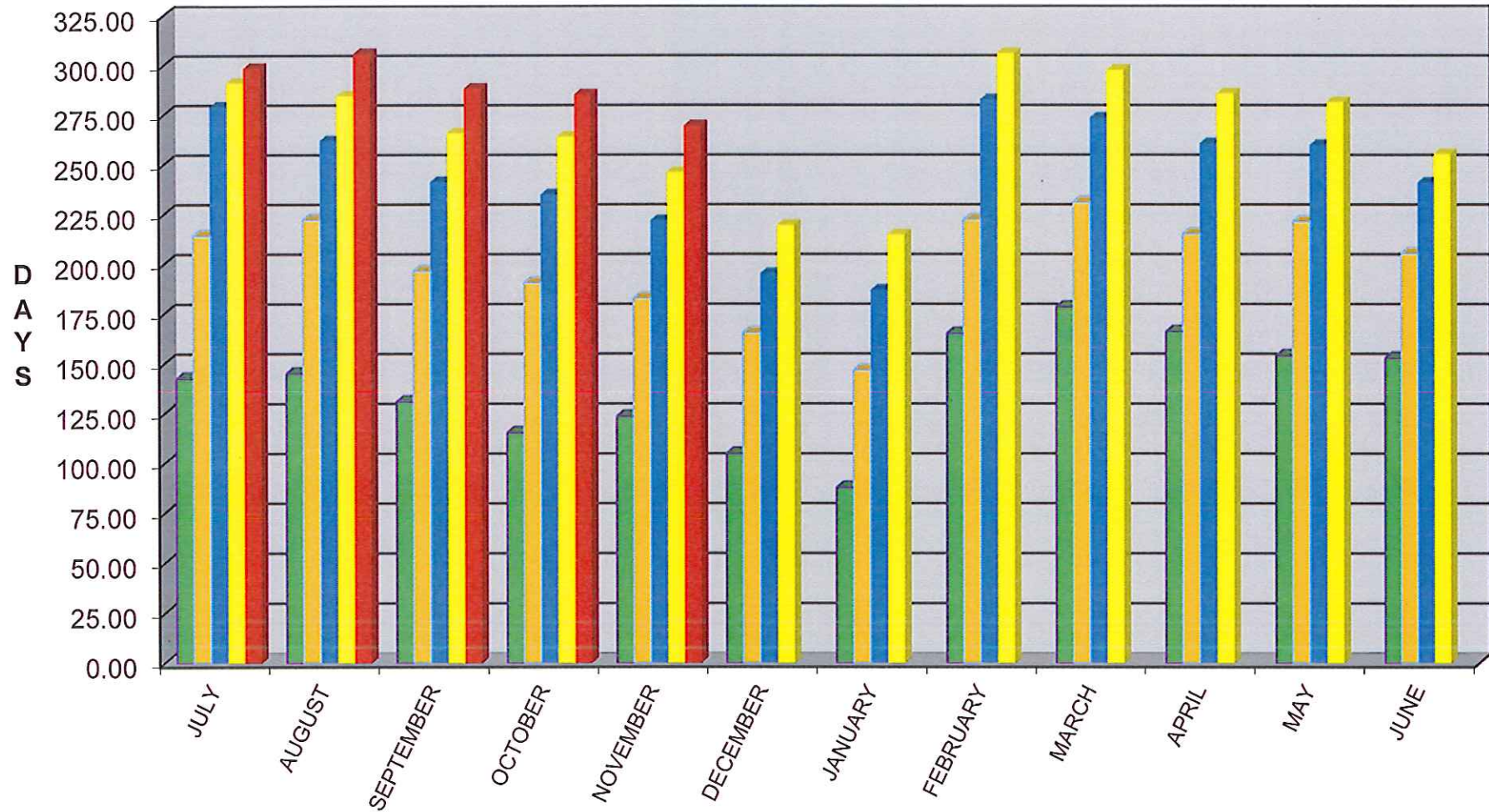
MEDINA CITY SCHOOL DISTRICT
Appropriation Account Summary
SORTED BY FUND-SCC

Page: 17
(APPSUM)

FYTD Appropriated	Prior FY Carryover Encumbrances	FYTD Expendable	FYTD Actual Expenditures	MTD Actual Expenditures	Current Encumbrances	FYTD Unencumbered Balance	FYTD Percent Exp/Enc
*****TOTAL FOR FUND-SCC 587 9017 (PRESCHOOL):							
17,310.66	4,702.34	22,013.00	2,710.53	0.00	0.00	19,302.47	12.31
=====							
*****TOTAL FOR FUND-SCC 587 9018 (PRESCHOOL):							
34,830.75	0.00	34,830.75	8,208.67	2,274.18	929.77	25,692.31	26.24
=====							
*****TOTAL FOR FUND-SCC 590 9017 (TITLE II-A):							
14,332.00	4,581.82	18,913.82	2,935.00	2,845.00	0.00	15,978.82	15.52
=====							
*****TOTAL FOR FUND-SCC 590 9018 (TITLE II-A):							
123,479.73	0.00	123,479.73	70,820.08	6,619.27	32,158.84	20,500.81	83.40
=====							
*****TOTAL FOR FUND-SCC 599 9018 (TITLE IV-A STUDENT SUPPORT AND ACADEMIC ENR):							
12,845.27	0.00	12,845.27	3,065.66	345.33	2,000.00	7,779.61	39.44
=====							
*****GRAND TOTALS:							
106,504,586.91	1,916,996.50	108,421,583.41	44,657,861.64	13,190,538.77	6,726,317.78	57,037,403.99	47.39
=====							

GENERAL FUND-TRUE DAYS CASH

Includes Emergency Levy



■ FY 2014 ■ FY 2015 ■ FY 2016 ■ FY 2017 ■ FY 2018