

Medina City Schools

Forecast Fund Analysis

November 30, 2022

	2022-2023	Y-T-D Actual		
	Original Estimate	July 2021 - June 2022	Percent	Variance
	(1)	(2)		(3)
Beginning Balance - July 1, 2022		49,279,577.77		0.00
General Fund	31,219,516.68			
Other Funds - Substitute Levy	18,060,061.09			
Revenue	<u>80,935,772.00</u>	<u>33,726,060.46</u>	<u>41.7%</u>	<u>47,209,711.54</u>
	80,935,772.00	33,726,060.46		47,209,711.54
Expenditures	91,025,514.00	35,443,298.65	38.9%	55,582,215.35
Encumbrance	<u>851,800.00</u>	<u>3,282,372.83</u>		<u>-2,430,572.83</u>
	91,877,314.00	38,725,671.48		53,151,642.52
Ending Balance - June 30, 2023	<u>38,338,035.77</u>	<u>44,279,966.75</u>		<u>-5,941,930.98</u>

Original Estimate revenue, expenditure and encumbrance taken from May 2022 five-year forecast
Includes May 2018 Substitute Levy

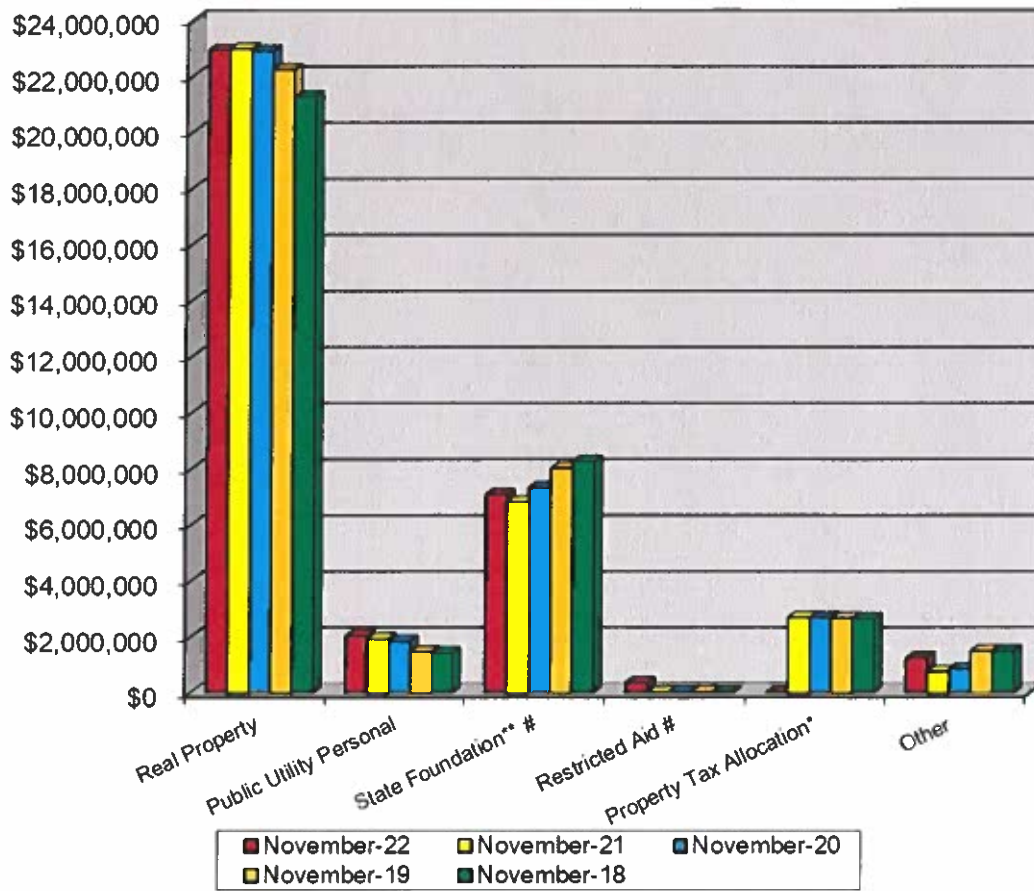
Forecast Funds Summary

November 2022

Revenues

1. Real Property Taxes – Total Real Property Taxes received from the beginning of the fiscal year until November 30, 2022 is \$22,931,220.83 This is an decrease of 0.1% below last year's taxes received at this time. Settlement occurred in October reducing moneys as these were placed in Public Utility Personal Property. (\$1,215,099.17) was collected in November.
2. Public Utility Personal Property Taxes – Total Public Utility Personal Property Taxes received from the beginning of the fiscal year until November 30, 2022 is \$2,039,544.47. These monies are distributed upon settlement from the County Auditor. This amount is listed in a separate line for State and five-year forecasting purposes. \$2,039,544.47 had been transferred in November.
3. State Foundation – State Foundation monies received from the State of Ohio from the beginning of the fiscal year until November 30, 2022 total \$7,086,247.87. This is an increase of 3.9% above last year's foundation money received at this time. \$1,373,714.47 was collected in November.
4. Restricted Aid – Restricted Aid monies are for Career Tech funding and Economically Disadvantaged Students. We have added e-Rate funding as well because these funds are restrictive to technology. Monies received from the beginning of the fiscal year until November 30, 2022 total \$381,117.99. \$152,910.74 was collected in November.
5. Homestead and Rollback – Monies received from the State of Ohio from the beginning of the fiscal year until November 30, 2022 total \$28,594.34. Receipts are based upon the real property taxes collected and Homestead filings with the County Auditor. \$28,594.34 was collected in November.
6. Other – Other monies received from the beginning of the fiscal year until November 30, 2022 total \$1,259,334.96. This is an increase of 58.7% above last year at this time. \$678,378.22 was collected in November.

Forecast Fund Revenue



	November-22	November-21	November-20	November-19	November-18	Current Forecast
Real Property	\$22,931,221	\$22,970,629	\$22,894,292	\$22,230,759	\$21,260,827	\$51,436,418
Public Utility Personal	\$2,039,544	\$1,931,103	\$1,837,573	\$1,474,378	\$1,422,880	\$3,974,265
State Foundation** #	\$7,086,248	\$6,819,152	\$7,340,318	\$8,020,299	\$8,266,687	\$16,842,659
Restricted Aid #	\$381,118	\$27,620	\$34,525	\$34,528	\$34,931	\$915,171
Property Tax Allocation*	\$28,594	\$2,704,436	\$2,695,062	\$2,676,250	\$2,652,827	\$5,529,437
Other	\$1,259,335	\$769,096	\$857,652	\$1,505,429	\$1,506,132	\$2,033,196
Total	\$33,726,060	\$35,222,035	\$35,659,422	\$35,941,644	\$35,144,284	\$80,731,146
State %	22.2%	27.1%	28.2%	29.9%	31.2%	

* Includes Homestead/Rollback, Tangible Personal Property Tax Fixed Rate Loss Reimbursement and Electric Deregulation.

** Includes Casino Revenue in State Foundation beginning January 2013 and Economic Disadvantaged Funding in November 2013.

Encompasses the Fair School Funding Plan as of January 2022

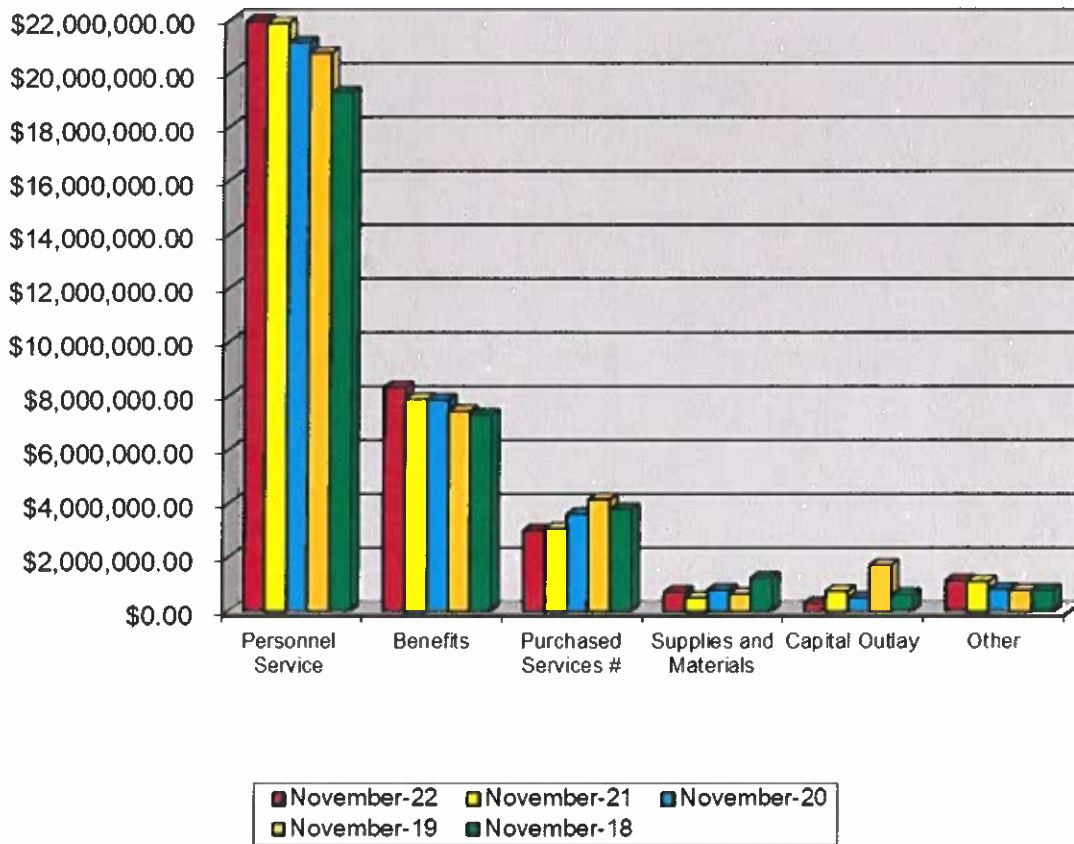
Forecast Funds Summary

November 2022

Expenditures

1. **Personnel Services**– The costs for personnel services for the School District from the beginning of the fiscal year until November 30, 2022 was \$21,916,642.49. This was an increase of 0.4% above last year at this time. \$2,119,573.79 was spent in November.
2. **Benefits** – The cost for benefits for the School District from the beginning of the fiscal year until November 30, 2022 was \$8,327,147.01. This was an increase of 5.7% above last year at this time. \$826,983.88 was spent in November.
3. **Purchased Services** – The cost for purchased services for the district from the beginning of the fiscal year until November 30, 2022 total \$3,016,008.89. This was a 2.0% decrease below last year at this time. \$439,081.24 was spent in November.
4. **Supplies and Materials** – The cost for supplies and materials for the district from the beginning of the fiscal year until November 30, 2022 total \$717,903.39. This was a 39.1% increase above last year at this time. \$178,904.54 was spent in November.
5. **Capital Outlay** – The cost for capital outlay for the district from the beginning of the fiscal year until November 30, 2022 total \$312,123.13. This was a 58.9% decrease below last year at this time. \$26,276.32 was spent in November.
6. **Other** – The cost of other expenditures excluding transfers for the district was \$1,137,468.74 for the fiscal year until November 30, 2022. This was a 2.0% increase above last year at this time. \$90,081.28 spent in November.


Forecast Fund Expenditures



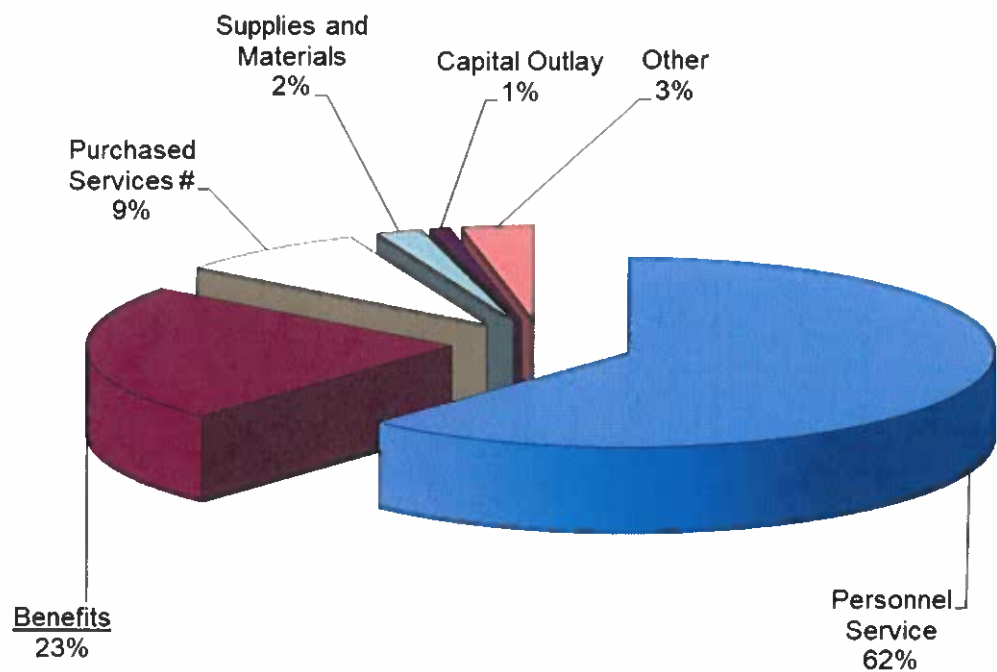
	November-22	November-21	November-20	November-19	November-18	Current Forecast
Personnel Service	\$21,916,642.49	\$21,839,148	\$21,126,644	\$20,743,759	\$19,277,904	\$54,407,687
Benefits	\$8,327,147.01	\$7,876,541	\$7,849,689	\$7,441,671	\$7,309,378	\$20,017,838
Purchased Services #	\$3,016,008.89	\$3,077,906	\$3,626,321	\$4,170,349	\$3,801,767	\$8,756,244
Supplies and Materials	\$717,903.39	\$516,273	\$802,583	\$651,662	\$1,238,480	\$1,925,419
Capital Outlay	\$312,123.13	\$759,534	\$500,658	\$1,718,967	\$624,328	\$1,838,141
Other	\$1,137,468.74	\$1,115,331	\$836,199	\$789,504	\$792,187	\$1,885,944
Transfers and Adv., Etc.	\$16,005.00	\$339,213	\$0	\$327,757	\$1,000	\$884,131
Other than Debt						
Total	\$35,443,299	\$35,523,945	\$34,742,094	\$35,843,669	\$33,045,044	\$89,715,404

Reduced with Fair School Funding Plan in January 2022

Current Forecast Fund Revenue



Current Forecast Fund Expenditures



November 2022

		Balance
Bank Balance - Regular Account		1,256,554.15
Financial Checks Outstanding	287,042.04	
Workers Comp Outstanding	370.29	
Payroll Checks Outstanding	109,103.59	
	396,515.92	860,038.23
Huntington/Flex Spending	25,737.21	
Flex O/S Checks	916.68	24,820.53
JPMorgan/Metlife Claims	20,977.34	20,977.34
Westfield Bank	15,000.00	15,000.00
Westfield Bank Sweep	3,167,539.65	3,167,539.65
Investments:		
Redtree Investments	24,163,538.40	
T. Rowe - Collins	294,210.30	
Scudder -Collins	382,186.76	
Scudder - Bushman	6,300.10	
Kanehl Stocks	3,752.36	
Star Ohio (22923)	9,966,809.98	
Multi-Bank Securities	15,953,000.00	
Multi-Bank Money Market	10,438.92	
Fifth Third Securities	10,061,036.65	
Fifth Third Money Market	43,279.70	
Total	60,884,553.17	64,972,928.92
Adjustments		
Deposits in Transit	(5,069.91)	
Expenses not posted	(270.79)	
Total	(5,340.70)	64,967,588.22
MCSD Balance		64,967,588.22
Difference Between Bank vs. Book		0.00

Medina City School District

Sales Tax Update

Date	Sales Tax Description	Receipts	Expenditures	Balance
July 1, 2021	Beginning Balance (071) Sales Tax and (002-9012) Bond			\$3,208,431.53
July	Sales Tax Distribution	\$932,876.04		\$4,141,307.57
	Roof Replacement Evaluation and Design		\$6,954.25	\$4,134,353.32
	Field Assessment and Preliminary Design - Parking		\$16,763.32	\$4,117,590.00
	Blake Carpet and Tile Replacement		\$8,655.37	\$4,108,934.63
	Roof Replacement - Central Office		\$72,033.30	\$4,036,901.33
	Roofing Project 2022		\$281,404.35	\$3,755,496.98
	Fleet Master Lease Agreement		\$16,481.88	\$3,739,015.10
August	Root Driveway and Culverts		\$5,264.00	\$3,733,751.10
	Heritage Concrete Sidewalk Replacement		\$3,000.00	\$3,730,751.10
	Roof Replacement Evaluation and Design		\$6,954.25	\$3,723,796.85
	Field Assessment and Preliminary Design - Parking		\$12,176.65	\$3,711,620.20
	Evolve Windows		\$2,882.00	\$3,708,738.20
	Paving Summer 2022		\$771,088.26	\$2,937,649.94
	MHS Fireproofing Patching		\$76,800.00	\$2,860,849.94
	Roofing Project 2022		\$234,103.50	\$2,626,746.44
	Fleet Master Lease Agreement		\$8,669.71	\$2,618,076.73
September	Heritage Concrete Sidewalk Replacement		\$15,750.00	\$2,602,326.73
	Canavan and Garfield Restroom Partitions		\$14,353.00	\$2,587,973.73
	Roofing Project 2022		\$82,126.30	\$2,505,847.43
	Fleet Master Lease Agreement		\$4,272.92	\$2,501,574.51
	Root and Canavan Camera Refund of Prior Year Exp	\$96,337.76		\$2,597,912.27
October	Sales Tax Distribution	\$1,116,969.77		\$3,714,882.04
	Desks/Chairs Fenn, Evolve, Claggett		\$58,466.50	\$3,656,415.54
	Arc Drive Air Handler Motor MHS		\$9,810.00	\$3,646,605.54
	Digital Message Center Fenn	\$8,621.51		\$3,655,227.05
	Roofing Project 2022		\$4,936.15	\$3,650,290.90
	Blade Wing Extension for Snow Plow		\$1,190.00	\$3,649,100.90
	Boiler Tubes Claggett		\$53,013.18	\$3,596,087.72
	Fleet Master Lease Agreement		\$4,431.88	\$3,591,655.84
November	Roof Replacement Evaluation and Design		\$10,849.65	\$3,580,806.19
	Field Assessment and Preliminary Design - Parking		\$3,614.20	\$3,577,191.99
	Tables and Benches-Operations Building		\$15,130.97	\$3,562,061.02
	Fleet Master Lease Agreement		\$6,310.75	\$3,555,750.27
	COP's Principal and Interest		\$1,349,568.75	\$2,206,181.52
	Fiscal Year Totals	\$2,154,805.08	\$3,157,055.09	

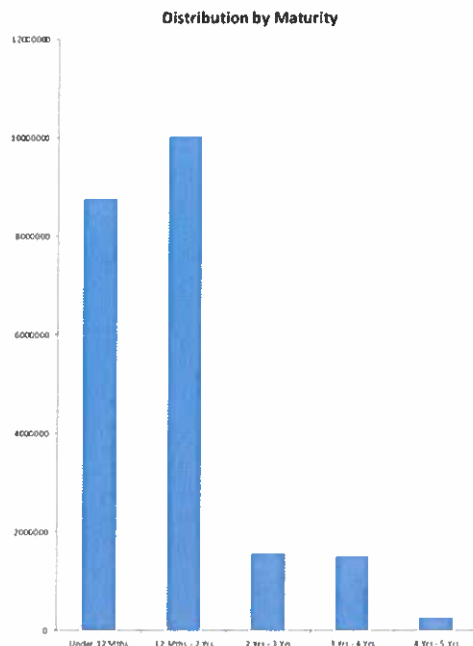
Medina City School District
Recreation Center Update

Date	Description	District Revenue	District Expenses	City Reimbursements	Total Balance
July 1, 2022	Beginning Balance (003-9001)				\$ 169,189.30
July	Field Assessment and Preliminary Design - Parking		\$700.00		\$ 168,489.30
	Removal of Window and Convert to Door		\$6,053.54		\$ 162,435.76
	Roberts Roofing			\$29,025.00	\$ 191,460.76
August	Field Assessment and Preliminary Design - Parking		\$3,943.95		\$ 187,516.81
	Paving Summer 2022 Project		\$79,172.29		\$ 108,344.52
September	Removal of Window and Convert to Door			\$6,053.54	\$ 114,398.06
	Pool Pump and Repair to Motor		\$4,784.60		\$ 109,613.46
	Field Assessment and Preliminary Design - Parking		\$425.74		\$ 109,187.72
	Roberts Roofing		\$2,232.00		\$ 106,955.72
October	Transfer from 001	\$10,000.00			\$ 116,955.72
	Pool Pump and Repair to Motor			\$2,392.30	\$ 119,348.02
	Paving Summer 2022 Project			\$39,586.14	\$ 158,934.16
November	Main Entrance - Flooring		\$15,678.48		\$ 143,255.68
	Roberts Roofing			\$1,116.00	\$ 144,371.68
Total Revenues, Expenditures and Reimbursements		\$ 10,000.00	\$ 112,990.60	\$ 78,172.98	

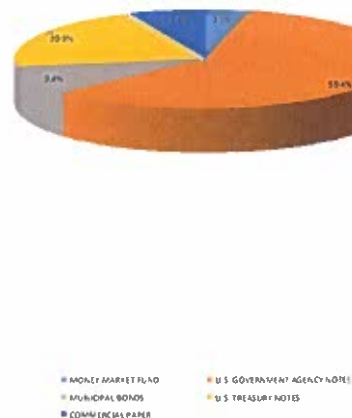
Monthly Investment Summary
Medina City School District
US Bank Custodian Acct Ending x70982
 November 30, 2022

Monthly Cash Flow Activity		Market Value Summary				
From 10-31-22 through 11-30-22		Security Type	Market Value	Pct. Assets	Avg Yield at Cost	Wght Avg Mat
Beginning Book Value	24,148,647.54	Money Market Fund				
Contributions	0.00	MONEY MARKET FUND	849,261.42	3.7	3.71	0.00
Withdrawals	0.00	Fixed Income				
Realized Gains/Losses	0.00	MUNICIPAL BONDS	2,152,691.70	9.4	0.71	1.27
Gross Interest Earnings	14,890.86	U.S. GOVERNMENT AGENCY NOTES	13,613,177.31	59.4	0.42	1.57
Ending Book Value	24,163,538.40	U.S. TREASURY NOTES	4,782,939.40	20.9	0.32	0.80
		Accrued Interest	38,292.74	0.2		
		Commercial Paper				
		COMMERCIAL PAPER	1,500,589.20	6.5	3.07	0.28
		TOTAL PORTFOLIO	22,936,951.77	100.0	0.72	1.24

Maturity Distribution



Security Type Allocation



Disclosures:

RedTree's internal accounting system is used as the source of the market value of this account. Although obtained from a source believed to be reliable, we cannot guarantee its accuracy. You should review all account statements provided by the custodian and compare with the statements provided by RedTree.

Questions? Call 888.596.2293 or email info@redtreeinv.com

Portfolio Holdings Report
Medina City School District
US Bank Custodian Acct Ending x70982
 November 30, 2022

Quantity	Cusip	Security Description	Moody's	S&P	Cost Basis	Market Value	Yield at Cost	Wtd Maturity	Purchase Date
U.S. GOVERNMENT AGENCY NOTES									
1,000,000	3137EAEV7	Federal Home Ln Mtg 0.250% Due 08-24-23	Aaa	AA+	999,630.00	967,644.14	0.26	0.72	10-08-20
500,000	3133EL6J8	Federal Farm Credit Bank 0.220% Due 09-08-23	Aaa	AA+	499,855.00	482,291.32	0.23	0.75	04-08-21
1,000,000	3133EMUF7	Federal Farm Credit Bank 0.220% Due 09-22-23	Aaa	AA+	999,198.00	963,183.81	0.25	0.79	03-22-21
1,000,000	3135G06H1	Federal Natl Mtg Assoc 0.250% Due 11-27-23	Aaa	AA+	998,860.00	955,391.64	0.29	0.97	11-25-20
460,000	3137EAF2	Federal Home Ln Mtg 0.250% Due 12-04-23	Aaa	AA+	459,434.20	439,214.95	0.30	0.99	04-14-21
625,000	3133EMRZ7	Federal Farm Credit Bank 0.250% Due 02-26-24	Aaa	AA+	623,324.16	592,171.90	0.34	1.21	03-09-21
385,000	3133EMRZ7	Federal Farm Credit Bank 0.250% Due 02-26-24	Aaa	AA+	384,110.65	364,777.89	0.33	1.21	03-31-21
1,000,000	3130ALSG0	Federal Home Ln Bank 0.250% Due 03-08-24	Aaa	AA+	998,332.00	945,234.30	0.31	1.24	05-24-21
240,000	3133EMTW2	Federal Farm Credit Bank 0.300% Due 03-18-24	Aaa	AA+	239,805.60	226,610.80	0.33	1.27	04-27-21
1,200,000	3133EMGF3	Federal Farm Credit Bank 0.350% Due 05-16-24	Aaa	AA+	1,197,900.00	1,125,254.10	0.40	1.42	11-19-20
115,000	3130ANMM9	Federal Home Ln Bank 0.540% Due 08-26-24	Aaa	AA+	115,000.00	106,841.07	0.54	1.69	08-26-21
750,000	3130ANX88	Federal Home Ln Bank 0.500% Due 09-27-24	Aaa	AA+	749,775.00	694,082.36	0.51	1.77	09-27-21
1,500,000	3130ALQV9	Federal Home Ln Bank 0.570% Due 09-30-24	Aaa	AA+	1,500,000.00	1,389,571.48	0.57	1.78	03-30-21
500,000	3130ALTH7	Federal Home Ln Bank 0.510% Due 09-30-24	Aaa	AA+	500,000.00	462,671.20	0.51	1.78	03-30-21
415,000	3130AKDS2	Federal Home Ln Bank 0.390% Due 10-28-24	Aaa	AA+	415,402.55	382,097.80	0.36	1.86	02-19-21
1,000,000	3135G06E8	Federal Natl Mtg Assoc 0.420% Due 11-18-24	Aaa	AA+	998,250.00	920,278.36	0.46	1.91	11-18-20
1,200,000	3133EMER9	Federal Farm Credit Bank 0.470% Due 01-27-25	Aaa	AA+	1,198,620.00	1,097,413.66	0.50	2.10	10-29-20
800,000	3134GXDM3	Federal Home Ln Mtg 0.620% Due 12-01-25	Aaa	AA+	799,400.00	715,232.36	0.64	2.90	12-02-20
380,000	3134GXHD9	Federal Home Ln Mtg 0.700% Due 12-23-25	Aaa	AA+	380,000.00	339,921.86	0.70	2.96	12-23-20
500,000	3130AKZ25	Federal Home Ln Bank 0.650% Due 02-26-26	Aaa	AA+	500,000.00	443,292.30	0.65	3.13	02-26-21
Accrued Interest						12,964.95			
					14,556,897.16	13,626,142.26	0.42	1.57	
MUNICIPAL BONDS									
500,000	0100332D9	City of Akron, OH GO 2.000% Due 12-01-22		A+	515,505.00	500,000.00	0.48	0.00	11-12-20
460,000	244721FK7	Defiance CSD, OH GO 4.000% Due 12-01-23	Aa2		502,522.40	457,709.20	1.20	0.95	07-16-20
500,000	677581JA9	State of Ohio, OH REV 0.300% Due 12-15-23	Aa2	AA	500,000.00	476,860.00	0.30	1.01	06-08-21
500,000	677581JB7	State of Ohio, OH REV 0.520% Due 12-15-24	Aa2	AA	500,000.00	458,405.00	0.52	1.98	06-08-21
250,000	668180CW0	Northwestern LSD, OH GO 5.820% Due 12-01-26	Aa2		304,310.00	259,717.50	1.42	3.46	10-12-21
Accrued Interest						23,365.56			
					2,322,337.40	2,176,057.26	0.71	1.27	

Disclosures:

RedTree's internal accounting system is used as the source of the market value of this account. Although obtained from a source believed to be reliable, we cannot guarantee its accuracy. You should review all account statements provided by the custodian and compare with the statements provided by RedTree.

Questions? Call 888.596.2293 or email info@redtreeinv.com

Portfolio Holdings Report
Medina City School District
US Bank Custodian Acct Ending x70982
 November 30, 2022

Quantity	Cusip	Security Description	Moody's	S&P	Cost Basis	Market Value	Yield at Cost	Wtd Maturity	Purchase Date
U.S. TREASURY NOTES									
295,000	91282CBN0	US Treasury Note 0.125% Due 02-28-23	Aaa	AA+	294,631.25	291,908.99	0.20	0.25	06-22-21
600,000	91282CBU4	US Treasury Note 0.125% Due 03-31-23	Aaa	AA+	599,109.38	591,420.60	0.21	0.33	06-22-21
210,000	91282CBX8	US Treasury Note 0.125% Due 04-30-23	Aaa	AA+	209,114.06	206,087.07	0.42	0.41	11-24-21
1,045,000	91282CCK5	US Treasury Note 0.125% Due 06-30-23	Aaa	AA+	1,041,938.47	1,017,242.71	0.27	0.57	06-30-21
810,000	91282CDA6	US Treasury Note 0.250% Due 09-30-23	Aaa	AA+	809,086.59	780,194.43	0.31	0.81	09-30-21
500,000	91282CAW1	US Treasury Note 0.250% Due 11-15-23	Aaa	AA+	497,148.44	479,062.50	0.54	0.94	11-15-21
950,000	91282CBR1	US Treasury Note 0.250% Due 03-15-24	Aaa	AA+	948,033.21	898,046.40	0.33	1.26	08-09-21
550,000	91282CBV2	US Treasury Note 0.375% Due 04-15-24	Aaa	AA+	549,978.52	518,976.70	0.38	1.34	09-20-21
	Accrued Interest					1,962.24			
					4,949,039.92	4,784,901.64	0.32	0.80	
COMMERCIAL PAPER									
470,000	78015DPD6	Royal Bank of Canada (RBC) 0.000% Due 02-13-23	P-1	A-1+	461,328.50	465,603.15	2.51	0.21	05-19-22
1,050,000	89119BQN9	TD USA 0.000% Due 03-22-23	P-1	A-1+	1,024,674.00	1,034,986.05	3.32	0.31	06-27-22
					1,486,002.50	1,500,589.20	3.07	0.28	
MONEY MARKET FUND									
	USBMMF	First American Treasury Obligations Fund			849,261.42	849,261.42	3.71		
TOTAL PORTFOLIO					24,163,538.40	22,936,951.77	0.72	1.24	

Disclosures:

RedTree's internal accounting system is used as the source of the market value of this account. Although obtained from a source believed to be reliable, we cannot guarantee its accuracy. You should review all account statements provided by the custodian and compare with the statements provided by RedTree.

Questions? Call 888.596.2293 or email info@redtreeinv.com

Monthly Activity Reports
Medina City School District
US Bank Custodian Acct Ending x70982
 From 11-01-22 Through 11-30-22

GROSS INTEREST INCOME

Ex-Date	Pay-Date	Security	Amount
U.S. GOVERNMENT AGENCY NOTES			
11-16-22	11-16-22	Federal Farm Credit Bank 0.350% Due 05-16-24	2,100.00
11-18-22	11-18-22	Federal Natl Mtg Assoc 0.420% Due 11-18-24	2,100.00
11-28-22	11-28-22	Federal Natl Mtg Assoc 0.250% Due 11-27-23	1,250.00
			5,450.00
U.S. TREASURY NOTES			
11-15-22	11-15-22	US Treasury Note 0.250% Due 11-15-23	625.00
COMMERCIAL PAPER			
11-30-22	11-30-22	Toyota Motor Credit 0.000% Due 11-30-22	8,711.78
MONEY MARKET FUND			
11-01-22	11-01-22	First American Treasury Obligations Fund	104.08
GROSS INCOME			14,890.86

Disclosures:

RedTree's internal accounting system is used as the source of the market value of this account. Although obtained from a source believed to be reliable, we cannot guarantee its accuracy. You should review all account statements provided by the custodian and compare with the statements provided by RedTree.

Questions? Call 888.596.2293 or email info@redtreeinv.com



Purchase and Sale
Medina City School District
US Bank Custodian Acct Ending x70982
From 11-01-22 Through 11-30-22

Trade Date	Settle Date	Quantity	Security	Unit Price	Amount
SALES					
11-30-2022	11-30-2022	800,000	Toyota Motor Credit 0.000% Due 11-30-22	100.00	800,000.00
					800,000.00

Disclosures:

RedTree's internal accounting system is used as the source of the market value of this account. Although obtained from a source believed to be reliable, we cannot guarantee its accuracy. You should review all account statements provided by the custodian and compare with the statements provided by RedTree.

Questions? Call 888.596.2293 or email info@redtreeinv.com



Realized Gains/Losses
Medina City School District
US Bank Custodian Acct Ending x70982
From 11-01-22 Through 11-30-22

Open Date	Close Date	Quantity	Security	Cost Basis	Proceeds	Gain Or Loss	
						Short Term	Long Term
TOTAL GAINS						0.00	0.00
TOTAL LOSSES						0.00	0.00
TOTAL REALIZED GAIN/LOSS						0.00	0.00

Disclosures:

RedTree's internal accounting system is used as the source of the market value of this account. Although obtained from a source believed to be reliable, we cannot guarantee its accuracy. You should review all account statements provided by the custodian and compare with the statements provided by RedTree.

Questions? Call 888.596.2293 or email info@redtreeinv.com

ENV# CEBNDQZRBBL SJDD_BBBBB
FIFTH THIRD SECURITIES, INC.
MD 1M0B2A
5050 KINGSLEY DRIVE
CINCINNATI, OH 45263

MEDINA CITY SCHOOLS
DAVID CHAMBERS
739 WEYMOUTH RD
MEDINA OH 44256



STATEMENT FOR THE PERIOD NOVEMBER 1, 2022 TO NOVEMBER 30, 2022

MEDINA CITY SCHOOLS - Corporation
Account Number: [REDACTED]

By the courtesy of:
Carter & Savage

For questions about your accounts:
In-State: 614 744 5496
National: 888 889 1025

TOTAL VALUE OF YOUR PORTFOLIO **\$9,322,553.49**

FOR YOUR INFORMATION

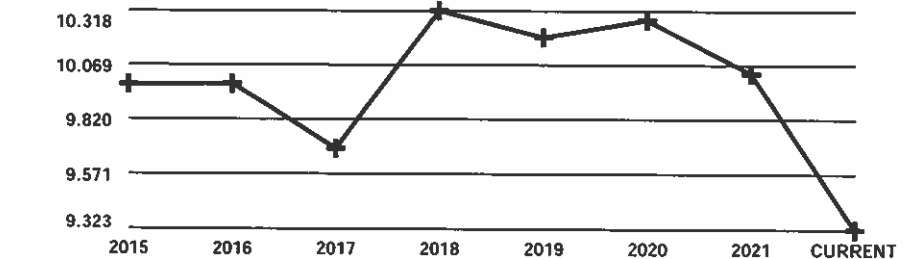
Fifth Third Securities, Inc. Investments offered through Fifth Third Securities, Inc., member
FINRA/SIPC

Fifth Third Securities, Inc.

MN_CEBNDQZRBBL SJDD_BBBBB 20221130

CHANGE IN VALUE OF YOUR PORTFOLIO

\$ millions



Change In Value Of Your Portfolio information can be found in Miscellaneous Footnotes at the end of this statement.

Account carried with National Financial Services LLC, Member
NYSE, SIPC

Statement for the Period November 1, 2022 to November 30, 2022

MEDINA CITY SCHOOLS - Corporation

Account Number: [REDACTED]



**Fifth Third
Securities**

Account Overview

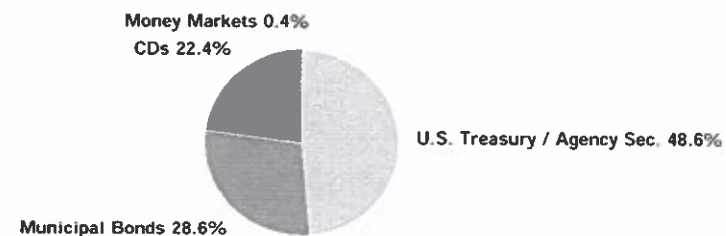
CHANGE IN ACCOUNT VALUE	Current Period	Year-to-Date
BEGINNING VALUE	\$9,246,830.42	\$10,031,983.03
Additions and Withdrawals	(\$2,797.31)	(\$91,525.23)
Misc. & Corporate Actions	\$0.00	\$0.00
Income	\$2,797.31	\$91,525.23
Taxes, Fees and Expenses	\$0.00	\$0.00
Change in Value	\$75,723.07	(\$709,429.54)
ENDING VALUE (AS OF 11/30/22)	\$9,322,553.49	\$9,322,553.49

Refer to Miscellaneous Footnotes for more information on Change in Value.

INCOME		
TAXABLE	Current Period	Year-to-Date
Taxable Dividends	\$112.87	\$474.64
Taxable Interest	\$2,684.44	\$71,675.59
TOTAL TAXABLE	\$2,797.31	\$72,150.23
NON-TAXABLE	Current Period	Year-to-Date
Muni Tax Exempt Interest	\$0.00	\$19,375.00
TOTAL NON-TAXABLE	\$0.00	\$19,375.00
TOTAL INCOME	\$2,797.31	\$91,525.23

Taxable income is determined based on information available to NFS at the time the statement was prepared, and is subject to change. Final information on taxation of interest and dividends is available on Form 1099-Div, which is mailed in February of the subsequent year.

ACCOUNT ALLOCATION



	Percent	Prior Period	Current Period
Money Markets	0.4 %	\$43,279.70	\$43,279.70
CDs	22.4	\$2,088,252.17	\$2,088,239.94
Municipal Bonds	28.6	\$2,639,667.55	\$2,664,161.10
U.S. Treasury / Agency Sec.	48.6	\$4,475,631.00	\$4,526,872.75
TOTAL	100.0 %	\$9,246,830.42	\$9,322,553.49

Account Allocation shows the percentage that each asset class represents of your total account value. Account Allocation for equities, fixed income, and other categories may include mutual funds and may be net of short positions. NFS has made assumptions concerning how certain mutual funds are allocated. Closed-end mutual funds and Exchange Traded Products (ETPs) listed on an exchange may be included in the equity allocation. The chart may not reflect your actual portfolio allocation. Consult your broker/dealer prior to making investment decisions.

Statement for the Period November 1, 2022 to November 30, 2022

MEDINA CITY SCHOOLS - Corporation

Account Number: [REDACTED]



Account Overview *continued*

MESSAGES AND ALERTS

Customers wishing to learn more about their investment professional can contact the FINRA BrokerCheck Hotline Number at 1-800-289-9999 or visit the FINRA Regulation website www.finra.org. Customers can also obtain an investor brochure that includes information describing the FINRA BrokerCheck program by contacting Brokerage Operations 1-888-889-1025.

Customers wishing to learn more about how an order is routed or executed should notify their investment professional in writing. Pursuant to SEC rules, customers can request details on the identity of the venue to which their orders were routed for execution. A written report will be furnished upon request. To learn more about how your order is routed online, please visit <https://www.53.com/investments>.

Please note that the FDIC insured deposit at Fifth Third Bank under the Fifth Third BD Program is not covered by SIPC. The FDIC insured deposit is eligible for FDIC insurance subject to FDIC coverage limits at the time funds are deposited at Fifth Third Bank. As referenced in the Fifth Third BD Program disclosure document, clients are responsible for monitoring their total assets at Fifth Third Bank to determine the extent of available FDIC coverage.

Fifth Third Securities reminds you to please promptly report any inaccuracies or discrepancies in your account to Brokerage Operations by calling 1-888-889-1025. Please reconfirm any oral communications in writing to your investment professional to further protect your rights under the Securities Investor Protection Act SIPA. Visit [53.com/FTSdisclosure](https://www.53.com/FTSdisclosure) to find important disclosures for retail investors, which includes information on the services our firm offers, fees, costs, and conflicts of interest.

Statement for the Period November 1, 2022 to November 30, 2022

MEDINA CITY SCHOOLS - Corporation
Account Number: [REDACTED]



Holdings

NFS-provided cost basis, realized gain (loss) and holding period information may not reflect all adjustments necessary for tax purposes. Please refer to Footnotes and Cost Basis Information at the end of this statement for more information.

For additional information regarding your holdings, please refer to the footnotes at the end of the statement.

Client Investment - Reflects the amount from share purchases, transfers and conversions that have customer or third party provided cost basis. The amount does not reflect all account activity, including, but not limited to shares acquired via certain corporate actions, gifted/inherited, date of death step-up, or dividend reinvestments. The amount may fluctuate over time based on activity within the account due to buying, transferring or converting additional shares or selling all or part of a security. Transfers or conversions that do not have cost basis will not be reflected in the Client Investment amount. The reflected Client Investment amount does not represent your cost basis reported on IRS Form 1099-B, as it is a separate calculation.

CASH AND CASH EQUIVALENTS - 0.46% of Total Account Value

Description	Symbol/Cusip Account Type	Quantity	Price on 11/30/22	Current Market Value	Estimated Annual Income
Money Markets					
FEDERATED HERMES GOVT OBLIGATIONS IS 7 DAY YIELD 3.60%	GOIXX CASH	43,279.7	\$1.00	\$43,279.70	
Dividend Option Cash					
Capital Gain Option Cash					
Total Cash and Cash Equivalents				\$43,279.70	

Fifth Third Securities, Inc.

MN_CEBNDQZRBBLJDD_BBBBB 20221130

Account carried with National Financial Services LLC, Member
NYSE, SIPC

Statement for the Period November 1, 2022 to November 30, 2022

MEDINA CITY SCHOOLS - Corporation

Account Number: [REDACTED]



HOLDINGS > FIXED INCOME - 99.54% of Total Account Value

ALERT: You have a fixed income position due to mature within the next 90 days.

For an explanation of fixed income pricing, please see the last page. Redemption schedule(s), bond rating(s), and other information are provided where available. If information does not appear regarding a particular investment, it is not available.

Copyright 2022, S&P Global Market Intelligence. Reproduction of any information, data or material, including ratings ("Content") in any form is prohibited except with the prior written permission of the relevant party. Such party, its affiliates and suppliers ("Content Providers") do not guarantee the accuracy, adequacy, completeness, timeliness or availability of any Content and are not responsible for any errors or omissions (negligent or otherwise), regardless of the cause, or for the results obtained from the use of such Content. In no event shall Content Providers be liable for any damages, costs, expenses, legal fees, or losses (including lost income or lost profit and opportunity costs) in connection with any use of the Content. A reference to a particular investment or security, a rating or any observation concerning an investment that is part of the Content is not a recommendation to buy, sell or hold such investment or security, does not address the suitability of an investment or security and should not be relied on as investment advice. Credit ratings are statements of opinions and are not statements of fact.

Moody's® Copyright 2022, Moody's Investors Service, Inc. ("Moody's"). Moody's ratings ("Ratings") are proprietary to Moody's or its affiliates and are protected by copyright and other intellectual property laws. Ratings are licensed to Licensee by Moody's. RATINGS MAY NOT BE COPIED OR OTHERWISE REPRODUCED, REPACKAGED, FURTHER TRANSMITTED, TRANSFERRED, DISSEMINATED, REDISTRIBUTED OR RESOLD, OR STORED FOR SUBSEQUENT USE FOR ANY SUCH PURPOSE, IN WHOLE OR IN PART, IN ANY FORM OR MANNER OR BY ANY MEANS WHATSOEVER, BY ANY PERSON WITHOUT MOODY'S PRIOR WRITTEN CONSENT. Moody's® is a registered trademark.

Description	Symbol/Cusip Account Type	Quantity	Estimated Price on 11/30/22	Estimated Current Market Value	Estimated Annual Income	Original/Adjusted Cost Basis	Unrealized Gain (Loss)
CDs							
Certificates of Deposit (CDs), including Market Indexed CDs and Market Linked CDs (collectively, MCDs) are generally shown at estimated market prices based upon a matrix or model pricing method that may not represent the actual price if sold prior to maturity. However, CDs and MCDs may be shown at face value for up to seven calendar days from date of issue if estimated market prices have not been received from a third party pricing vendor. The actual value of CDs and MCDs may be different from their purchase price. CDs and MCDs are subject to interest rate risk. The estimated market price reflected for MCDs may not be based on the actual closing value of the linked market index on the final maturity date and the market value of MCDs may not correspond directly to increases or decreases in the underlying linked market index. You may sell CDs or MCDs in the secondary market subject to market conditions. The secondary market for CDs and MCDs is generally illiquid. If sold prior to maturity, the value of MCDs may be less than the purchase amount or face value. The sale or redemption of any fixed income security prior to maturity may result in a substantial gain or loss, and an early withdrawal penalty may apply. Certain MCDs may only be redeemed on pre-specified liquidation dates and may have call features that allow the issuer to call the MCD prior to maturity. Certain Step Rate CDs are also subject to reinvestment risk if call provisions are exercised by the issuer and if a CD with a comparable rate is not available.							
See sales materials or contact your broker/dealer for additional information.							
WELLS FARGO NATL BK WEST LAS V CD 1.850000% 12/30/2022 FDIC INSURED CPN PMT MONTHLY Next Interest Payable: 12/30/22 Estimated Yield 1.85% Accrued Interest \$12.42 Average Unit Cost \$1.00 Client Investment \$245,000.00 Adjusted Cost Basis	949495AF2 CASH	245,000	\$0.99852	\$244,637.40	\$4,532.50	\$245,000.00	
EVERGREEN BK GROUP ILL CD 1.050000% 04/17/2023 FDIC INSURED CPN PMT MONTHLY Next Interest Payable: 12/15/22 Estimated Yield 1.06%	300185JK2 CASH	230,000	\$0.98773	\$227,177.90	\$2,415.00	\$230,000.00	
						\$245,000.00	D (\$362.60)

Fifth Third Securities, Inc.

MN_CEBNDQZRBBLSDDD_BBBBB 20221130

Account carried with National Financial Services LLC, Member
NYSE, SIPC

Statement for the Period November 1, 2022 to November 30, 2022

MEDINA CITY SCHOOLS - Corporation

Account Number: [REDACTED]



**Fifth Third
Securities**

HOLDINGS > FIXED INCOME *continued*

Description	Symbol/Cusip Account Type	Quantity	Estimated Price on 11/30/22	Estimated Current Market Value	Estimated Annual Income	Original/Adjusted Cost Basis	Unrealized Gain (Loss)
EVERGREEN BK GROUP ILL CD 1.05000%	300185JK2	continued					
Accrued Interest \$105.86							
Average Unit Cost \$1.00							
Client Investment \$230,000.00							
Adjusted Cost Basis						\$230,000.00 D	(\$2,822.10)
FIRST SOURCE BK SOUTH BEND IND CD	33646CMB7	217,000	\$0.97812	\$212,252.04	\$2,929.50	\$217,000.00	
1.35000% 08/03/2023 FDIC INSURED	CASH						
CPN PMT SEMI-ANNUAL							
ON OCT 03, APR 03							
Next Interest Payable: 04/03/23							
Estimated Yield 1.38%							
Accrued Interest \$473.54							
Average Unit Cost \$1.00							
Client Investment \$217,000.00							
Adjusted Cost Basis						\$217,000.00 D	(\$4,747.96)
NEW YORK COMMUNITY BANK CD 0.30000%	649447UHO	249,000	\$0.95518	\$237,839.82	\$747.00	\$249,000.00	
12/11/2023 FDIC INSURED	CASH						
CPN PMT SEMI-ANNUAL							
ON JUN 11, DEC 11							
Next Interest Payable: 12/11/22							
Estimated Yield 0.31%							
Accrued Interest \$354.06							
Average Unit Cost \$1.00							
Client Investment \$249,000.00							
Adjusted Cost Basis						\$249,000.00 D	(\$11,160.18)
MORGAN STANLEY BK N A CD 0.35000%	61765QQ28	249,000	\$0.95277	\$237,239.73	\$871.50	\$249,000.00	
01/08/2024 FDIC INSURED	CASH						
CPN PMT QUARTERLY							
ON OCT 08, JAN 08, APR 08, JUL 08							
Next Interest Payable: 01/08/23							
STEP COUPON							
RESET FREQUENCY TERM MODE							
NEXT RESET 07/08/2023 @ 0.50000							
Estimated Yield 0.36%							
Accrued Interest \$126.55							
Average Unit Cost \$1.00							
Client Investment \$249,000.00							
Adjusted Cost Basis						\$249,000.00 D	(\$11,760.27)

Fifth Third Securities, Inc.

Account carried with National Financial Services LLC. Member
NYSE, SIPC

MN_CEBNDQZRBBLSJDD_BBBBB 20221130

Statement for the Period November 1, 2022 to November 30, 2022

MEDINA CITY SCHOOLS - Corporation

Account Number: [REDACTED]



**Fifth Third
Securities**

HOLDINGS > FIXED INCOME *continued*

Description	Symbol/Cusip Account Type	Quantity	Estimated Price on 11/30/22	Estimated Current Market Value	Estimated Annual Income	Original/Adjusted Cost Basis	Unrealized Gain (Loss)
CFBANK FAIRLAWN OH CD 2.80000% 03/15/2024 FDIC INSURED CPN PMT MONTHLY Next Interest Payable: 12/15/22 Estimated Yield 2.87% Accrued Interest \$288.44 Average Unit Cost \$1.00 Client Investment \$235,000.00 Adjusted Cost Basis	15721UCY3 CASH	235,000	\$0.97452	\$229,012.20	\$6,580.00	\$235,000.00	
						\$235,000.00	D (\$5,987.80)
FIRST ST BK BUXTON ND CD 2.40000% 05/30/2024 FDIC INSURED CPN PMT MONTHLY Next Interest Payable: 12/30/22 Estimated Yield 2.48% Accrued Interest \$16.11 Average Unit Cost \$1.00 Client Investment \$245,000.00 Adjusted Cost Basis	31860PAL2 CASH	245,000	\$0.96438	\$236,273.10	\$5,880.00	\$245,000.00	
						\$245,000.00	D (\$8,726.90)
STATE BK REESEVILLE WIS CD 2.25000% 06/28/2024 FDIC INSURED CPN PMT MONTHLY Next Interest Payable: 12/28/22 Estimated Yield 2.34% Accrued Interest \$44.38 Average Unit Cost \$1.00 Client Investment \$240,000.00 Adjusted Cost Basis	856487AX1 CASH	240,000	\$0.96026	\$230,462.40	\$5,400.00	\$240,000.00	
						\$240,000.00	D (\$9,537.60)
RAYMOND JAMES BK NATL ASSN CD 2.00000% 08/23/2024 FDIC INSURED CPN PMT SEMI-ANNUAL ON FEB 23, AUG 23 Next Interest Payable: 02/23/23 Estimated Yield 2.10% Accrued Interest \$1342.47 Average Unit Cost \$1.00 Client Investment \$245,000.00 Adjusted Cost Basis	75472RAE1 CASH	245,000	\$0.95243	\$233,345.35	\$4,900.00	\$245,000.00	
						\$245,000.00	D (\$11,654.65)
Total CDs		2,155,000		\$2,088,239.94	\$34,255.50	\$2,155,000.00	D (\$66,760.06)

Fifth Third Securities, Inc.

MN_CEBNDQZRBBLSJDD_BBBBB 20221130

Account carried with National Financial Services LLC. Member
NYSE, SIPC

Statement for the Period November 1, 2022 to November 30, 2022

MEDINA CITY SCHOOLS - Corporation

Account Number: [REDACTED]



**Fifth Third
Securities**

HOLDINGS > FIXED INCOME *continued*

Description	Symbol/Cusip Account Type	Quantity	Estimated Price on 11/30/22	Estimated Current Market Value	Estimated Annual Income	Original/Adjusted Cost Basis	Unrealized Gain (Loss)
Municipal Bonds							
WASHINGTON OHIO LOC SCH DIST LUCAS CNTY 05.00000% 12/01/2022 FACS CONSTR IMPT GO UNLTD TAX BDS SER. 2020 A OH SCH DST CR ENH PG UNLIMITED GEN OBLIG MOODY'S Aa2 CPN PMT SEMI-ANNUAL ON DEC 01, JUN 01 Next Interest Payable: 12/01/22 Accrued Interest \$19375.00 Average Unit Cost \$100.00 Client Investment \$835,054.75 Adjusted Cost Basis YTD Amortized Premium	939483FM0 CASH	775,000	\$100.00	\$775,000.00	\$38,750.00	\$835,054.75	
						\$775,000.00	D
COLUMBUS OHIO ST CMNTY COLLEGE 00.56700% 12/01/2024 TAXABLE FACS CONSTR IMPT GO UNLTD TAX BDS SER. 2020 B UNLIMITED GEN OBLIG MOODY'S Aa1 /S&P AA CPN PMT SEMI-ANNUAL ON JUN 01, DEC 01 Next Interest Payable: 12/01/22 Accrued Interest \$1304.10 Average Unit Cost \$98.62 Client Investment \$453,645.40 Adjusted Cost Basis Unrealized Market Discount Income	19954VAJ6 CASH	460,000	\$92.416	\$425,113.60	\$2,608.20	\$453,645.40	D (\$28,531.80)
						\$453,645.40	D
CENTERVILLE OHIO CITY SCH DIST 00.81900% 12/01/2025 TAXABLE UNLTD TAX GO IMPT REF BDS SER. 2020 UNLIMITED GEN OBLIG MOODY'S Aa1 CPN PMT SEMI-ANNUAL ON DEC 01, JUN 01 Next Interest Payable: 12/01/22 Accrued Interest \$1023.75 Average Unit Cost \$100.20	152239JX8 CASH	250,000	\$89.543	\$223,857.50	\$2,047.50	\$250,772.50	

Fifth Third Securities, Inc.

Account carried with National Financial Services L.L.C. Member
NYSE, SIPC

MN_CEBNDQZRBBLSJDD_BBBBB 20221130

Statement for the Period November 1, 2022 to November 30, 2022

MEDINA CITY SCHOOLS - Corporation

Account Number: [REDACTED]



**Fifth Third
Securities**

HOLDINGS > FIXED INCOME *continued*

Description	Symbol/Cusip Account Type	Quantity	Estimated Price on 11/30/22	Estimated Current Market Value	Estimated Annual Income	Original/Adjusted Cost Basis	Unrealized Gain (Loss)
CENTERVILLE OHIO CITY SCH DIST 00.81900%	152239JX8	<i>continued</i>					
Client Investment							
Adjusted Cost Basis						\$250,510.44	D (\$26,652.94)
YTD Amortized Premium	\$83.66 E						
FRANKLIN CNTY OHIO TAXABLE GO LTD TAX	3531727W3	1,400,000	\$88.585	\$1,240,190.00	\$11,900.00	\$1,400,000.00	
00.85000% 06/01/2026 VAR PURP REF BDS	CASH						
SER. 2021 B							
LIMITED GEN OBLIG							
MOODY'S Aaa /S&P AAA							
CPN PMT SEMI-ANNUAL							
ON DEC 01, JUN 01							
Next Interest Payable: 12/01/22							
Accrued Interest	\$5950.00						
Average Unit Cost	\$100.00						
Client Investment	\$1,400,000.00						
Adjusted Cost Basis						\$1,400,000.00	D (\$159,810.00)
Total Municipal Bonds		2,885,000		\$2,664,161.10	\$55,305.70	\$2,879,155.84	(\$214,994.74)
U.S. Treasury / Agency Securities							
FEDERAL NATL MTG ASSN NOTE 0.42000%	3135G06E8	275,000	\$92.089	\$253,244.75	\$1,155.00	\$274,835.00	
11/18/2024	CASH						
MOODY'S Aaa /S&P AA+							
CPN PMT SEMI-ANNUAL							
ON MAY 18, NOV 18							
Next Interest Payable: 05/18/23							
CALLABLE ON 02/18/2023 @ 100.0000							
Accrued Interest	\$41.71						
Average Unit Cost	\$99.94						
Client Investment	\$274,835.00						
Adjusted Cost Basis						\$274,835.00	D (\$21,590.25)
FEDERAL HOME LOAN BA SER HR-9025	3130AQRN5	1,000,000	\$94.014	\$940,140.00	\$11,500.00	\$994,230.00	
1.15000% 02/18/2025	CASH						
MOODY'S Aaa /S&P AA+							
CPN PMT SEMI-ANNUAL							
ON AUG 18, FEB 18							
Next Interest Payable: 02/18/23							
CALLABLE ON 02/18/2023 @ 100.0000							
STEP COUPON							

Fifth Third Securities, Inc.

Account carried with National Financial Services LLC. Member
NYSE, SIPC

MN_CEBNDQZRBBLJDD_BBBBBB 20221130

Statement for the Period November 1, 2022 to November 30, 2022

MEDINA CITY SCHOOLS - Corporation

Account Number: [REDACTED]



**Fifth Third
Securities**

HOLDINGS > FIXED INCOME *continued*

Description	Symbol/Cusip Account Type	Quantity	Estimated Price on 11/30/22	Estimated Current Market Value	Estimated Annual Income	Original/Adjusted Cost Basis	Unrealized Gain (Loss)
FEDERAL HOME LOAN BA SER HR-9025	3130AQRN5	<i>continued</i>					
RESET FREQUENCY TERM MODE							
NEXT RESET 08/18/2023 @ 2.15000							
Accrued Interest \$3258.33							
Average Unit Cost \$99.42							
Client Investment \$994,230.00							
Adjusted Cost Basis						\$994,230.00 D	(\$54,090.00)
FEDERAL FARM CR BKS BOND 0.53000%	3133EMFC1	1,000,000	\$90.195	\$901,950.00	\$5,300.00	\$998,500.00	
07/29/2025	CASH						
MOODY'S Aaa /S&P AA+							
CPN PMT SEMI-ANNUAL							
ON JAN 29, JUL 29							
Next Interest Payable: 01/29/23							
CONTINUOUSLY CALLABLE FROM 10/29/2021							
CALLABLE ON 12/06/2022 @ 100.0000							
Accrued Interest \$1796.11							
Average Unit Cost \$99.85							
Client Investment \$998,500.00							
Adjusted Cost Basis						\$998,500.00 D	(\$96,550.00)
FEDERAL FARM CR BKS BOND 0.61000%	3133EL4W1	1,000,000	\$90.188	\$901,880.00	\$6,100.00	\$1,000,000.00	
08/25/2025	CASH						
MOODY'S Aaa /S&P AA+							
CPN PMT SEMI-ANNUAL							
ON FEB 25, AUG 25							
Next Interest Payable: 02/25/23							
CONTINUOUSLY CALLABLE FROM 02/25/2021							
CALLABLE ON 12/06/2022 @ 100.0000							
Accrued Interest \$1626.67							
Average Unit Cost \$100.00							
Client Investment \$1,000,000.00							
Adjusted Cost Basis						\$1,000,000.00 D	(\$98,120.00)
FEDERAL HOME LOAN BA SER L7-2026	3130ALVT8	1,000,000	\$90.67	\$906,700.00	\$5,000.00	\$1,000,000.00	
0.500000 04/14/2026	CASH						
MOODY'S Aaa /S&P AA+							
CPN PMT SEMI-ANNUAL							
ON OCT 14, APR 14							
Next Interest Payable: 04/14/23							
CALLABLE ON 01/14/2023 @ 100.0000							

Fifth Third Securities, Inc.

Account carried with National Financial Services LLC, Member
NYSE, SIPC

MN_CEBNDQZRBBSJDD_BBBBB 20221130

Statement for the Period November 1, 2022 to November 30, 2022

MEDINA CITY SCHOOLS - Corporation
Account Number: [REDACTED]



HOLDINGS > FIXED INCOME *continued*

Description	Symbol/Cusip Account Type	Quantity	Estimated Price on 11/30/22	Estimated Current Market Value	Estimated Annual Income	Original/Adjusted Cost Basis	Unrealized Gain (Loss)
FEDERAL HOME LOAN BA SER L7-2026	3130ALVT8	<i>continued</i>					
STEP COUPON							
RESET FREQUENCY TERM MODE							
NEXT RESET 04/14/2023							
Accrued Interest \$638.89							
Average Unit Cost \$100.00							
Client Investment \$1,000,000.00							
Adjusted Cost Basis						\$1,000,000.00 D	(\$93,300.00)
FEDERAL HOME LOAN BA SER TX-9026	3130ANZM5	700,000	\$88.994	\$622,958.00	\$4,900.00	\$698,999.00	
0.70000% 09/30/2026	CASH						
MOODY'S Aaa /S&P AA+							
CPN PMT SEMI-ANNUAL							
ON MAR 30, SEP 30							
Next Interest Payable: 03/30/23							
CALLABLE ON 12/30/2022 @ 100.0000							
STEP COUPON							
RESET FREQUENCY TERM MODE							
NEXT RESET 03/30/2023 @ 0.75000							
Accrued Interest \$816.67							
Average Unit Cost \$99.86							
Client Investment \$698,999.00							
Adjusted Cost Basis						\$698,999.00 D	(\$76,041.00)
Total U.S. Treasury / Agency Securities		4,975,000		\$4,526,872.75	\$33,955.00	\$4,966,564.00	(\$439,691.25)
Total Fixed Income		10,015,000		\$9,279,273.79	\$123,516.20	\$10,000,719.84	(\$721,446.05)
Total Fixed Income Client Investment	\$10,061,036.65						
Total Securities				\$9,279,273.79	\$123,516.20	\$10,000,719.84	(\$721,446.05)
TOTAL PORTFOLIO VALUE				\$9,322,553.49	\$123,516.20	\$10,000,719.84	(\$721,446.05)
TOTAL CLIENT INVESTMENT	\$10,061,036.65						

Fifth Third Securities, Inc.

MN_CEBNDQZRBBLSDJDD_BBBBBB 20221130

Account carried with National Financial Services LLC, Member
NYSE, SIPC

Statement for the Period November 1, 2022 to November 30, 2022

MEDINA CITY SCHOOLS - Corporation
Account Number: [REDACTED]



Activity

NFS-provided cost basis, realized gain (loss) and holding period information may not reflect all adjustments necessary for tax purposes. Please refer to Footnotes and Cost Basis Information at the end of this statement for more information.

CORE FUND ACTIVITY

For more information about the operation of your core account, please refer to your Customer Agreement.

Settlement Date	Account Type	Transaction	Description	Quantity	Amount
11/01/22	CASH	YOU BOUGHT	FEDERATED HERMES GOVT OBLIGATIONS IS @ 1	112.87	(\$112.87)
11/15/22	CASH	YOU BOUGHT	FEDERATED HERMES GOVT OBLIGATIONS IS @ 1	763.96	(\$763.96)
11/18/22	CASH	YOU BOUGHT	FEDERATED HERMES GOVT OBLIGATIONS IS @ 1	577.5	(\$577.50)
11/28/22	CASH	YOU BOUGHT	FEDERATED HERMES GOVT OBLIGATIONS IS @ 1	458.63	(\$458.63)
11/30/22	CASH	YOU SOLD	FEDERATED HERMES GOVT OBLIGATIONS IS @ 1	(1,912.96)	\$1,912.96
TOTAL CORE FUND ACTIVITY					\$0.00

ACTIVITY > ADDITIONS AND WITHDRAWALS > OTHER ADDITIONS AND WITHDRAWALS

Date	Account Type	Transaction	Description	Quantity	Amount
Other Additions and Withdrawals					
11/30/22	CASH	WIRE TRANS TO BANK	WD67907779 THE HUNTINGTON NATIONAL BANK [REDACTED]		(\$2,797.31)
Total Other Additions and Withdrawals					(\$2,797.31)

Fifth Third Securities, Inc.

MN_CEBNDQZRBBLSDDD_BBBBB 20221130

Account carried with National Financial Services LLC. Member
NYSE, SIPC

Statement for the Period November 1, 2022 to November 30, 2022

MEDINA CITY SCHOOLS - Corporation

Account Number: [REDACTED]



**Fifth Third
Securities**

ACTIVITY *continued*

	Amount
TOTAL ADDITIONS AND WITHDRAWALS	(\$2,797.31)

ACTIVITY > INCOME > TAXABLE INCOME

Settlement Date	Account Type	Transaction	Description	Quantity	Amount
Taxable Dividends					
10/31/22	CASH	DIVIDEND RECEIVED	FEDERATED HERMES GOVT OBLIGATIONS IS DIVIDEND RECEIVED		\$112.87
Total Taxable Dividends					\$112.87
Taxable Interest					
11/15/22	CASH	INTEREST	CFBANK FAIRLAWN OH CD 2.80000% 03/15/2024		\$558.85
11/15/22	CASH	INTEREST	EVERGREEN BK GROUP ILL CD 1.05000% 04/17/2023		\$205.11
11/18/22	CASH	INTEREST	FEDERAL NATL MTG ASSN NOTE 0.42000% 11/18/2024		\$577.50
11/28/22	CASH	INTEREST	STATE BK REESEVILLE WIS CD 2.25000% 06/28/2024		\$458.63
11/30/22	CASH	INTEREST	FIRST ST BK BUXTON ND CD 2.40000% 05/30/2024		\$499.40
11/30/22	CASH	INTEREST	WELLS FARGO NATL BK WEST LAS V CD 1.85000% 12/30/2022		\$384.95
Total Taxable Interest					\$2,684.44
Total Taxable Income					\$2,797.31

Fifth Third Securities, Inc.

MN_CEBNDQZRBBL SJDD_BBBBB 20221130

Account carried with National Financial Services LLC, Member NYSE, SIPC

Brokerage

Account Statement

November 1, 2022 - November 30, 2022
Account Number: [REDACTED]

MEDINA CITY SCHOOLS
739 WEYMOUTH RD
MEDINA OH 44256-2037

Your Account Executive:
ANDREW CARDINALI

Portfolio at a Glance

	This Period
BEGINNING ACCOUNT VALUE	\$15,277,615.14
Withdrawals (Cash & Securities)	-16,866.82
Dividends, Interest and Other Income	10,438.92
Net Change in Portfolio¹	2,688.26
ENDING ACCOUNT VALUE	\$15,273,875.50
Estimated Annual Income	\$224,545.00

¹ Net Change in Portfolio is the difference between the ending account value and beginning account value after activity.

Asset Summary

Percent	Asset Type	Last Period	This Period
1%	Cash, Money Funds, and Bank Deposits	11,521.70	5,093.80
99%	Fixed Income	15,266,093.44	15,268,781.70
100%	Account Total	\$15,277,615.14	\$15,273,875.50

Please review your allocation periodically with your Account Executive.

Client Service Information

Your Account Executive: ATT
ANDREW CARDINALI

Contact Information

E-Mail: customerservice@mbssecurities.com

Client Service Information

Service Hours: Weekdays 09:00 a.m. - 05:00 p.m. (EST)
Client Service Telephone Number: (800) 967-9045
Web Site: WWW.MBSSECURITIES.COM

Your Account Information

INVESTMENT OBJECTIVE

Investment Objective: NONE SPECIFIED

Please discuss your investment objective with your Account Executive.

TAX LOT DEFAULT DISPOSITION METHOD

Default Method for Mutual Funds: First In First Out

Default Method for Stocks in a Dividend Reinvestment Plan: First In First Out

Default Method for all Other Securities: First In First Out

BOND AMORTIZATION ELECTIONS

Amortize premium on taxable bonds based on Constant Yield Method: Yes

Accrual market discount method for all other bond types: Constant Yield Method

Include market discount in income annually: No

ELECTRONIC DELIVERY

Your electronic delivery selections for account communications are listed below:

Electronic Delivery

Enrollment	Communication
<input checked="" type="checkbox"/>	Statements and Reports
<input checked="" type="checkbox"/>	Trade Confirmations
<input checked="" type="checkbox"/>	Tax Documents
<input checked="" type="checkbox"/>	Notifications
<input checked="" type="checkbox"/>	Prospectus
<input checked="" type="checkbox"/>	Proxy/Shareholder Communications

You have not enrolled any of the above documents for electronic delivery. Please log in to your account or contact your Account Executive to make any changes to your electronic delivery preferences.

Income and Expense Summary

	Current Period		Year-to-Date	
	Taxable	Non Taxable	Taxable	Non Taxable
Interest Income				
Bond Interest	10,438.92	0.00	73,689.85	0.00
Other Interest	0.00	0.00	44,189.64	0.00
Total Income	\$10,438.92	\$0.00	\$117,879.49	\$0.00

Accrued Interest Summary

	Current Period		Year-to-Date	
	Taxable	Non Taxable	Taxable	Non Taxable
Accrued Interest Paid				
Certificates of Deposit	0.00	0.00	-185.15	0.00
Total Accrued Interest Paid	\$0.00	\$0.00	-\$185.15	\$0.00



November 1, 2022 - November 30, 2022
MEDINA CITY SCHOOLS

Portfolio Holdings

Description	Quantity	Opening Balance	Closing Balance	Accrued Income	30-Day Yield
CASH, MONEY FUNDS AND BANK DEPOSITS 1.00% of Portfolio					
Cash Balance		11,521.70	5,093.80		
TOTAL CASH, MONEY FUNDS AND BANK DEPOSITS		\$11,521.70	\$5,093.80	\$0.00	

Description	Quantity	Market Price	Market Value	Accrued Interest	Estimated Annual Income	Estimated Yield
FIXED INCOME 99.00% of Portfolio (In Maturity Date Sequence)						
Certificates of Deposit						
SALLIE MAE BK SALT LAKE CITY UT CTF DEP 2.650% 01/31/23 DTD 01/31/18 ACT/365 1ST CPN DTE 07/31/18 Security Identifier: 795450J71	246,000.0000	99.8000	245,508.00	2,178.95	6,519.00	2.65%
EAGLEBANK BETHESDA MD CTF DEP 1.650% 03/06/23 DTD 03/06/20 ACT/365 1ST CPN DTE 04/06/20 Security Identifier: 27002YEV4	248,000.0000	99.3570	246,405.36	269.06	4,092.00	1.66%
LIVE OAK BKG CO WILMINGTON N C CTF DEP 1.550% 03/06/23 DTD 03/06/20 ACT/365 Security Identifier: 538036JZ8	100,000.0000	99.3310	99,331.00	123.15	1,550.00	1.56%
BANKUNITED NATL ASSN MIAMI LAKES FL CTF DEP 0.250% 03/20/23 B/E DTD 03/19/21 ACT/365 Security Identifier: 066519QQ5	248,000.0000	98.8170	245,066.16	18.68	620.00	0.25%
MAINSTREET BK FAIRFAX VA CTF DEP ACT/365 0.200% 03/29/23 B/E DTD 03/29/21 ACT/365 Security Identifier: 56065GAL2	248,000.0000	98.6890	244,748.72	1.36	496.00	0.20%
AMERICAN EXPRESS NATL BK BROKERED INTL CTF DEP PROGRAM INSTL CTF DEP 1.450% 03/31/23 B/E DTD 03/31/20 Security Identifier: 02589AB50	248,000.0000	99.0810	245,720.88	600.98	3,596.00	1.46%
BANK LEUMI USA NEW YORK N Y CTF DEP 1.450% 03/31/23 B/E DTD 03/31/20 ACT/365 1ST CPN DTE 09/30/20 Security Identifier: 063248KR8	248,000.0000	99.0810	245,720.88	600.98	3,596.00	1.46%
NORTHSTAR BK BAD AXE MICH CTF DEP 1.150% 03/31/23 B/E DTD 03/31/20 ACT/365 1ST CPN DTE 04/30/20 Security Identifier: 66704MEQ0	248,000.0000	98.9800	245,470.40	0.00	2,852.00	1.16%
WEBBANK SALT LAKE CITY UTAH CTF DEP 0.200% 05/01/23 B/E DTD 04/30/21 ACT/365 CALLABLE Security Identifier: 947547MS1	246,000.0000	98.2690	241,741.74	41.79	492.00	0.20%

Portfolio Holdings (continued)

Description	Quantity	Market Price	Market Value	Accrued Interest	Estimated Annual Income	Estimated Yield
FIXED INCOME (continued)						
Certificates of Deposit (continued)						
M Y SAFRA BK FSB NEW YORK N Y CTF DEP 0.250% 05/26/23 B/E DTD 11/27/20 ACT/365 CALLABLE Security Identifier: 55406JBL5	248,000.0000	97.9470	242,908.56	5.10	620.00	0.25%
HINGHAM INSTN SVGS MASS CTF DEP 0.200% 06/28/23 B/E DTD 06/28/21 ACT/365 1ST CPN DTE 12/28/21 Security Identifier: 433323EA6	248,000.0000	97.5290	241,871.92	210.63	496.00	0.20%
WEX BK MIDVALE UTAH CTF DEP 0.250% 06/30/23 B/E DTD 06/30/21 ACT/365 1ST CPN DTE 12/30/21 Security Identifier: 92937CKM9	248,000.0000	97.5320	241,879.36	259.89	620.00	0.25%
INDUSTRIAL & COML BK CHINA USA NATL ASSN N Y 0.250% 07/21/23 B/E DTD 07/22/21 ACT/365 Security Identifier: 45581ECL3	246,000.0000	97.2450	239,222.70	220.73	615.00	0.25%
GOLDMAN SACHS BK USA NEW YORK CTF DEP 0.250% 08/07/23 DTD 05/05/21 ACT/365 CALLABLE 12/05/22 Security Identifier: 38149MWB5	246,000.0000	97.0370	238,711.02	42.12	615.00	0.25%
LIVE OAK BKG CO WILMINGTON N C CTF DEP 1.600% 09/06/23 DTD 03/06/20 ACT/365 Security Identifier: 538036KB9	147,000.0000	97.6760	143,583.72	186.87	2,352.00	1.63%
SYNCHRONY BK RETAIL CTF DEP FIDELITY INSTL CTF DEP 0.350% 09/11/23 DTD 09/10/21 ACT/365 Security Identifier: 87165FZV9	248,000.0000	96.7040	239,825.92	192.62	868.00	0.36%
BANK HAPOALIM B M NEW YORK BRH CTF DEP 0.300% 09/14/23 B/E DTD 09/14/20 ACT/365 1ST CPN DTE 03/14/21 Security Identifier: 06251A2E9	246,000.0000	96.6280	237,704.88	155.69	738.00	0.31%
JPMORGAN CHASE BK NA COLUMBUS OHIO CTF DEP 1.400% 09/29/23 B/E DTD 03/31/22 ACT/365 Security Identifier: 48128WWMR3	248,000.0000	97.2870	241,271.76	580.25	3,472.00	1.43%
MORGAN STANLEY BK N A MKT LKD INSTL CTF DEP PROGRAM 1.400% 09/29/23 B/E DTD 03/31/22 ACT/365 Security Identifier: 61773TDC4	248,000.0000	97.3220	241,358.56	589.76	3,472.00	1.43%
BANKWEST INC PIERRE S D CTF DEP 1.250% 10/24/23 B/E DTD 04/24/20 ACT/365 1ST CPN DTE 05/15/20 Security Identifier: 06652CHH7	248,000.0000	96.9170	240,354.16	127.40	3,100.00	1.28%
NEW YORK CMNTY BK WESTBURY NEW YORK CTF DEP 0.300% 11/09/23 B/E DTD 11/09/20 ACT/365 Security Identifier: 649447UE7	248,000.0000	95.9120	237,861.76	42.81	744.00	0.31%
UBS BK USA SALT LAKE CITY UT CTF DEP 2.550% 12/18/23 B/E DTD 06/16/22 ACT/365 1ST CPN DTE 07/16/22 Security Identifier: 90348J3V0	248,000.0000	97.6890	242,268.72	242.56	6,324.00	2.61%



November 1, 2022 - November 30, 2022
MEDINA CITY SCHOOLS

Portfolio Holdings (continued)

Description	Quantity	Market Price	Market Value	Accrued Interest	Estimated Annual Income	Estimated Yield
FIXED INCOME (continued)						
Certificates of Deposit (continued)						
BMW BK NORTH AMER SALT LAKE CITY UTAH CTF DEP 0.350% 01/16/24 DTD 07/16/21 ACT/365 Security Identifier: 05580AA95	246,000.0000	95.1370	234,037.02	323.17	861.00	0.36%
DELTA NATL BK & TR CO NEW YORK NY CTF DEP 1.200% 03/04/24 B/E DTD 03/31/20 ACT/365 Security Identifier: 24773RBN4	141,000.0000	95.5740	134,759.34	282.77	1,692.00	1.25%
THIRD FED SVGS & LN ASSN OF CLEVELAND CTF DEP 0.400% 03/15/24 B/E DTD 09/15/21 ACT/365 Security Identifier: 88413QDC9	245,000.0000	94.5050	231,537.25	204.05	980.00	0.42%
PREFERRED BK LOS ANGELES CALIF CTF DEP 1.100% 03/27/24 DTD 03/27/20 ACT/365 Security Identifier: 740367KG1	227,000.0000	95.2060	216,117.62	20.52	2,497.00	1.15%
NICOLET NATL BK GREENBAY WIS CTF DEP 4.000% 03/28/24 B/E DTD 09/28/22 ACT/365 1ST CPN DTE 10/28/22 Security Identifier: 654062KZ0	248,000.0000	98.9180	245,316.64	54.36	9,920.00	4.04%
SECURITY ST BK FARWELL TEX CTF DEP 0.400% 03/28/24 B/E DTD 03/31/21 ACT/365 CALLABLE 11/30/22 Security Identifier: 81500JBG7	248,000.0000	94.2900	233,839.20	0.00	992.00	0.42%
PACIFIC WESTN BK BEVERLY HILLS CALIF CTF DEP 1.300% 04/16/24 B/E DTD 04/16/20 ACT/365 Security Identifier: 69506YRH4	248,000.0000	95.3140	236,378.72	397.48	3,224.00	1.36%
DISCOVER BK GREENWOOD DEL CTF DEP 2.500% 04/29/24 B/E DTD 04/27/22 ACT/365 Security Identifier: 254673B62	248,000.0000	96.8130	240,096.24	577.53	6,200.00	2.58%
CENTERSTATE BK FLA NA WINTERHAVEN FL CTF DEP 1.050% 04/30/24 B/E DTD 04/30/20 ACT/365 Security Identifier: 15201QDH7	248,000.0000	94.8420	235,208.16	221.16	2,604.00	1.10%
BMO HARRIS BK NATL ASSN CHICAGO ILL CTF DEP 2.800% 06/10/24 B/E DTD 06/10/22 ACT/365 Security Identifier: 05600XFU9	248,000.0000	96.9920	240,540.16	3,291.27	6,944.00	2.88%
LINCOLN SVGS BK REINBECK IOWA CTF DEP CT/365 0.600% 06/24/24 B/E DTD 06/24/20 ACT/365 Security Identifier: 534732AV4	248,000.0000	93.5710	232,056.08	24.46	1,488.00	0.64%

Portfolio Holdings (continued)

Description	Quantity	Market Price	Market Value	Accrued Interest	Estimated Annual Income	Estimated Yield
FIXED INCOME (continued)						
Certificates of Deposit (continued)						
FIRST KEYSTONE CMNTY BK BERWICK PA CTF DEP 0.600% 06/28/24 B/E DTD 06/30/20 ACT/365 Security Identifier: 32065RAK1	248,000.0000	93.5130	231,912.24	0.00	1,488.00	0.64%
FLAGSTAR BK FSB TROY MICH CTF DEP 0.500% 07/17/24 B/E DTD 07/17/20 ACT/365 1ST CPN DTE 01/17/21 Security Identifier: 33847E3V7	248,000.0000	93.2060	231,150.88	462.03	1,240.00	0.53%
TOYOTA FINL SVGS BK HEND NV CTF DEP 0.600% 08/12/24 B/E DTD 08/12/21 ACT/365 1ST CPN DTE 02/12/22 Security Identifier: 89235MLG4	248,000.0000	93.0670	230,806.16	448.44	1,488.00	0.64%
PACIFIC PREMIER BK IRVINE CALIF CTF DEP 3.450% 09/09/24 B/E DTD 09/09/22 ACT/365 1ST CPN DTE 03/09/23 Security Identifier: 69478QGQ7	248,000.0000	97.5670	241,966.16	1,922.17	8,556.00	3.53%
WELLS FARGO BK N A SIOUX FALLS S D CTF DEP 4.500% 10/21/24 B/E DTD 10/21/22 ACT/365 Security Identifier: 9497632V7	248,000.0000	99.2650	246,177.20	275.18	11,160.00	4.53%
INSTITUTION FOR SVGS IN NEWBURYPORT & ITS VIC MA CTF DEP 0.700% 10/28/24 B/E DTD 10/28/21 ACT/365 Security Identifier: 45780PBBO	249,000.0000	92.3360	229,916.64	9.55	1,743.00	0.75%
MAGNOLIA BK INC KY CTF DEP 0.400% 10/30/24 B/E DTD 10/30/20 ACT/365 CALLABLE 11/30/22 Security Identifier: 559582AK7	247,000.0000	91.7530	226,629.91	0.00	988.00	0.43%
CAPITAL ONE BK USA NATL ASSN GLEN ALLEN VA CTF DEP 0.700% 11/18/24 B/E DTD 11/17/21 ACT/365 Security Identifier: 14042TDV6	246,000.0000	92.1770	226,755.42	61.33	1,722.00	0.75%
CFG CMNTY BK LUTHERVILLE MD CTF DEP 3.400% 12/31/24 B/E DTD 07/22/22 ACT/365 Security Identifier: 12527CEX6	248,000.0000	97.0100	240,584.80	3,026.28	8,432.00	3.50%
BURKE & HERBERT BK & TR CO ALEXANDRIA VA CTF DEP 3.450% 02/05/25 B/E DTD 08/05/22 ACT/365 Security Identifier: 121331AN2	248,000.0000	96.9790	240,507.92	586.03	8,556.00	3.55%
COMMERCIAL BK WEST LIBERTY KY CTF DEP 1.100% 03/17/25 DTD 03/17/20 ACT/365 CALLABLE 12/17/22 Security Identifier: 201525AC6	248,000.0000	91.7320	227,495.36	97.16	2,728.00	1.19%
SAFRA NATL BK NEW YORK CTF DEP INSTL CTF DEP 2.000% 03/24/25 B/E DTD 03/23/22 ACT/365 Security Identifier: 78658RHM6	248,000.0000	93.6920	232,356.16	924.05	4,960.00	2.13%
BEAL BK PLANO TEX CTF DEP 2.600% 04/16/25 B/E DTD 04/20/22 ACT/365 1ST CPN DTE 10/20/22 Security Identifier: 07371AN74	246,000.0000	94.8500	233,331.00	718.45	6,396.00	2.74%



November 1, 2022 - November 30, 2022
MEDINA CITY SCHOOLS

Portfolio Holdings (continued)

Description	Quantity	Market Price	Market Value	Accrued Interest	Estimated Annual Income	Estimated Yield
FIXED INCOME (continued)						
Certificates of Deposit (continued)						
ALLY BK SANDY UTAH CTF DEP 2.950% 04/28/25 B/E DTD 04/28/22 ACT/365 CALLABLE 12/28/22 Security Identifier: 02007GQG1	246,000.0000	95.5870	235,144.02	656.11	7,257.00	3.08%
BARCLAYS BK DEL RETAIL CTF DEP 3A2 INSTL CTF DEP 3.050% 06/02/25 B/E DTD 06/02/22 ACT/365 Security Identifier: 06740KQS9	248,000.0000	95.6650	237,249.20	3,750.92	7,564.00	3.18%
STATE BK INDIA CHICAGO ILL CTF DEP 0.950% 07/10/25 B/E DTD 07/10/20 ACT/365 1ST CPN DTE 01/10/21 Security Identifier: 856283P26	246,000.0000	90.4000	222,384.00	915.59	2,337.00	1.05%
BANK BARODA NEW YORK BRH CTF DEP 0.650% 07/22/25 B/E DTD 07/22/20 ACT/365 1ST CPN DTE 01/22/21 Security Identifier: 06063HMT7	246,000.0000	89.5500	220,293.00	573.89	1,599.00	0.72%
GENERATIONS BK ROGERS ARK CTF DEP 3.400% 08/04/25 B/E DTD 08/03/22 ACT/365 CALLABLE 12/03/22 Security Identifier: 37149CAZ0	248,000.0000	96.2350	238,662.80	623.74	8,432.00	3.53%
CAPITAL ONE NATL ASSN MCLEAN VA CTF DEP 3.350% 08/11/25 B/E DTD 08/10/22 ACT/365 Security Identifier: 14042RTP6	248,000.0000	96.1010	238,330.48	2,549.30	8,308.00	3.48%
FIRST ST BK WINCHESTER OHIO CTF DEP 3.500% 09/16/25 B/E DTD 09/16/22 ACT/365 Security Identifier: 33650TAG5	248,000.0000	96.3490	238,945.52	332.93	8,680.00	3.63%
FIRST INTERNET BK FISHERS IND CTF DEP 4.000% 09/29/25 B/E DTD 09/28/22 ACT/365 1ST CPN DTE 10/28/22 Security Identifier: 32056GQQ0	248,000.0000	97.6170	242,090.16	54.36	9,920.00	4.09%
TEXAS EXCHANGE BK SSB CROWLEY CTF DEP 0.850% 11/14/25 B/E DTD 10/08/21 ACT/365 CALLABLE 12/08/22 Security Identifier: 88241TLZ1	248,000.0000	88.8780	220,417.44	127.06	2,108.00	0.95%
MORGAN STANLEY PRIVATE BK NATL ASSN INSTL CTF DEP PROGRAM 3.200% 11/28/25 B/E DTD 05/31/22 Security Identifier: 61768U4L8	248,000.0000	95.2740	236,279.52	43.48	7,936.00	3.35%
TIAA FSB JACKSONVILLE FLA CTF DEP 0.500% 02/12/26 B/E DTD 02/12/21 ACT/365 Security Identifier: 87270LDL4	246,000.0000	87.1210	214,317.66	370.68	1,230.00	0.57%

Portfolio Holdings (continued)

Description	Quantity	Market Price	Market Value	Accrued Interest	Estimated Annual Income	Estimated Yield
FIXED INCOME (continued)						
Certificates of Deposit (continued)						
ROLLSTONE BK & TR FITCHBURG MASS CTF DEP 3.550% 08/23/27 B/E DTD 08/22/22 ACT/365 Security Identifier: 77579AFG6	245,000.0000	94.4320	231,358.40	2,382.88	8,697.50	3.75%
Total Certificates of Deposit	13,977,000.0000		\$13,383,484.66	\$32,999.76	\$218,776.50	
U.S. Government Bonds						
FEDERAL FARM CR BKS CONS SYSTEMWIDE BDS 0.140% 05/18/23 B/E DTD 05/18/21 CALLABLE 12/05/22 @ 100.000 Moody Rating Aaa S & P Rating AA+ Security Identifier: 3133EMZP0	495,000.0000	97.8260	484,238.70	23.10	693.00	0.14%
FEDERAL AGRIC MTG CORP MEDIUM TERM NTS FED 0.260% 09/29/23 B/E DTD 09/29/20 CALLABLE 12/29/22 Security Identifier: 31422BW97	740,000.0000	96.1050	711,177.00	326.01	1,924.00	0.27%
FEDERAL HOME LN MTG CORP MEDIUM TERM NTS FED 0.300% 12/29/23 B/E DTD 09/29/20 CALLABLE 12/29/22 Moody Rating Aaa Security Identifier: 3134GWY2	248,000.0000	95.2330	236,177.84	312.07	744.00	0.31%
FEDERAL HOME LN BKS CONS BD 0.350% 04/23/24 B/E DTD 06/23/21 CALLABLE 12/23/22 @ 100.000 Moody Rating Aaa S & P Rating AA+ Security Identifier: 3130AMQQ8	245,000.0000	93.8300	229,883.50	373.97	857.50	0.37%
FEDERAL HOME LN MTG CORP MEDIUM TERM NTS FED 0.625% 09/15/25 B/E DTD 09/15/20 CALLABLE 09/15/23 Moody Rating Aaa Security Identifier: 3134GWB70	248,000.0000	90.2500	223,820.00	322.92	1,550.00	0.69%
Total U.S. Government Bonds	1,976,000.0000		\$1,885,297.04	\$1,358.07	\$5,768.50	
TOTAL FIXED INCOME	15,953,000.0000		\$15,268,781.70	\$34,357.83	\$224,545.00	
			Market Value	Accrued Interest	Estimated Annual Income	
Total Portfolio Holdings			\$15,273,875.50	\$34,357.83	\$224,545.00	

Portfolio Holdings Disclosures

Pricing

This section includes the net market value of the securities in your account on a settlement date basis, including short positions, at the close of the statement period. The market prices, unless otherwise noted, have been obtained from independent vendor services, which we believe to be reliable. In some cases the pricing vendor may provide prices quoted by a single broker or market maker. Market prices do not constitute a bid or an offer, and may differ from the actual sale price. Securities for which a price is not available are marked "N/A" and are omitted from the Total.

THE AS OF PRICE DATE ONLY APPEARS WHEN THE PRICE DATE DOES NOT EQUAL THE STATEMENT DATE.

November 1, 2022 - November 30, 2022
MEDINA CITY SCHOOLS**Portfolio Holdings Disclosures (continued)****Estimated Annual Figures**

The estimated annual income (EAI) and estimated annual yield (EAY) figures are estimates and for informational purposes only. These figures are not considered to be a forecast or guarantee of future results. These figures are computed using information from providers believed to be reliable; however, no assurance can be made as to the accuracy. Since interest and dividend rates are subject to change at any time, and may be affected by current and future economic, political, and business conditions, they should not be relied on for making investment, trading, or tax decisions. These figures assume that the position quantities, interest and dividend rates, and prices remain constant. A capital gain or return of principal may be included in the figures for certain securities, thereby overstating them. Refer to www.pershing.com/disclosures for specific details as to formulas used to calculate the figures. Accrued interest represents interest earned but not yet received.

Reinvestment

The dollar amount of Mutual Fund distributions, Money Market Fund dividend income, Bank Deposit interest income, or dividends for other securities shown on your statement may have been reinvested. You will not receive confirmation of these reinvestments. Upon written request to your financial institution, information pertaining to these transactions, including the time of execution and the name of the person from whom your security was purchased, may be obtained. In dividend reinvestment transactions, Pershing acts as your agent and receives payment for order flow.

Option Disclosure

Information with respect to commissions and other charges incurred in connection with the execution of option transactions has been included in confirmations previously furnished to you. A summary of this information is available to you promptly upon your written request directed to your introducing firm. In order to assist your introducing firm in maintaining current background and financial information concerning your option accounts, please promptly advise them in writing of any material change in your investment objectives or financial situation. Expiring options which are valuable are exercised automatically pursuant to the exercise by exception procedure of the Options Clearing Corporation. Additional information regarding this procedure is available upon written request to your introducing firm.

Certificates of Deposit

Certificates of Deposit acquired through the Certificate of Deposit Account Registry Service ("CDARS") and held in your brokerage account are subject to Securities Investor Protection Corporation (SIPC) coverage. Please see additional information about SIPC under Important Information and Disclosures on this statement.

Please be advised that the secondary market for CDs is generally illiquid; the actual value of CDs may be different from their purchase price; and a significant loss of principal could result if your CDs are sold prior to maturity. In the event that the CDs listed above do not indicate a market valuation, an accurate market value could not be determined. In the event that a price is listed above for your CDs, Pershing has obtained a price from sources deemed to be reliable or has priced your CDs using a matrix formula. Prices are estimates and the actual value you may obtain for your CD may be different if you elect to sell your CD in the secondary market.

Foreign Currency Transactions

Pershing will execute foreign currency transactions as principal for your account. Pershing may automatically convert foreign currency to or from U.S. dollars for dividends and similar corporate action transactions unless you instruct your financial organization otherwise. Pershing's currency conversion rate will not exceed the highest interbank conversion rate identified from customary banking sources on the conversion date or the prior business day, increased by up to 1%, unless a particular rate is required by applicable law. Your financial organization may also increase the currency conversion rate. This conversion rate may differ from rates in effect on the date you executed a transaction, incurred a charge, or received a credit. Transactions converted by agents (such as depositories) will be billed at the rates such agents use.

Proxy Vote

Securities not fully paid for in your margin account may be lent by Pershing to itself or others in accordance with the terms outlined in the Margin Agreement. The right to vote your shares held on margin may be reduced by the amount of shares on loan. The Proxy Voting Instruction Form sent to you may reflect a smaller number of shares entitled to vote than



Portfolio Holdings Disclosures (continued)

Proxy Vote (continued)

the number of shares in your margin account.

Ratings

This statement may contain credit rating information obtained from Standard & Poor's. Reproducing and distributing any information received from Standard & Poor's is not permitted without prior written authorization from Standard & Poor's. Standard & Poor's does not guarantee the accuracy, completeness, timeliness or availability of any information. Standard & Poor's is not responsible for any errors or omissions, regardless of the cause, or for the results of using such content. Standard & Poor's makes no express or implied warranties including warranties of merchantability or fitness for a particular purpose. Standard & Poor's shall not be legally responsible for any fees, costs, expenses or losses in connection with the use of their content. Credit ratings are opinions and not statements of facts; are not recommendations to purchase, hold or sell securities; and do not address suitability for investment purpose. Credit ratings should not be relied upon as investment advice.

Activity Summary (All amounts shown are in base currency)

	Credits This Period	Debits This Period	Net This Period	Credits Year-to-Date	Debits Year-to-Date	Net Year-to-Date
Securities						
Securities Bought	0.00	0.00	0.00	0.00	-4,953,185.15	4,953,185.15
Total Securities	\$0.00	\$0.00	\$0.00	\$0.00	-\$4,953,185.15	-\$4,953,185.15
Dividends and Interest	\$10,438.92	\$0.00	\$10,438.92	\$118,466.28	-\$586.79	\$117,879.49
Distributions	\$0.00	\$0.00	\$0.00	\$1,579,000.00	\$0.00	\$1,579,000.00
Cash						
Withdrawals	0.00	-16,866.82	-16,866.82	0.00	-1,692,443.70	-1,692,443.70
Deposits	0.00	0.00	0.00	4,953,185.25	0.00	4,953,185.25
Total Cash	\$0.00	-\$16,866.82	-\$16,866.82	\$4,953,185.25	-\$1,692,443.70	\$3,260,741.55
Totals	\$10,438.92	-\$16,866.82	-\$6,427.90	\$6,650,651.53	-\$6,646,215.64	\$4,435.89

Transactions by Type of Activity

Process/ Settlement Date	Activity Type	Description	Quantity	Price	Accrued Interest	Amount	Currency
Dividends and Interest							
11/01/22	BOND INTEREST RECEIVED 538036JZ8	100000 LIVE OAK BKG CO WILMINGTON N C CTF DEP 1.550% 03/06/23 DTD 03/06/20 RD 10/31 PD 11/01/22				131.64	USD
11/01/22	BOND INTEREST RECEIVED 538036KB9	147000 LIVE OAK BKG CO WILMINGTON N C CTF DEP 1.600% 09/06/23 DTD 03/06/20 RD 10/17 PD 11/01/22				199.76	USD
11/03/22	BOND INTEREST RECEIVED 37149CAZ0	248000 GENERATIONS BK ROGERS ARK CTF DEP 3.400% 08/04/25 B/E DTD 08/03/22 CLB RD 11/02 PD 11/03/22				716.14	USD



November 1, 2022 - November 30, 2022
MEDINA CITY SCHOOLS

Transactions by Type of Activity (continued)

Process/ Settlement Date	Activity Type	Description	Quantity	Price	Accrued Interest	Amount	Currency
Dividends and Interest (continued)							
11/07/22	BOND INTEREST RECEIVED 27002YEV4	248000 EAGLEBANK BETHESDA MD CTF DEP 1.650% 03/06/23 DTD 03/06/20 RD 11/04 PD 11/06/22				347.54	USD
11/08/22	BOND INTEREST RECEIVED 121331AN2	248000 BURKE & HERBERT BK & TR CO ALEXANDRIA VA CTF DEP 3.450% 02/05/25 B/E DTD 08/05/22 CLB RD 11/07 PD 11/08/22				726.67	USD
11/08/22	BOND INTEREST RECEIVED 38149MWB5	246000 GOLDMAN SACHS BK USA NEW YORK CTF DEP 0.250% 08/07/23 DTD 05/05/21 CLB RD 11/07 PD 11/08/22				52.23	USD
11/09/22	BOND INTEREST RECEIVED 649447UE7	248000 NEW YORK CMNTY BK WESTBURY NEW YORK CTF DEP 0.300% 11/09/23 B/E DTD 11/09/20 RD 11/08 PD 11/09/22				375.06	USD
11/09/22	BOND INTEREST RECEIVED 88241TLZ1	248000 TEXAS EXCHANGE BK SSB CROWLEY CTF DEP 0.850% 11/14/25 B/E DTD 10/08/21 CLB RD 11/08 PD 11/09/22				179.04	USD
11/15/22	BOND INTEREST RECEIVED 06652CHH7	248000 BANKWEST INC PIERRE S D CTF DEP 1.250% 10/24/23 B/E DTD 04/24/20 RD 10/31 PD 11/15/22				263.29	USD
11/16/22	BOND INTEREST RECEIVED 33650TAG5	248000 FIRST ST BK WINCHESTER OHIO CTF DEP 3.500% 09/16/25 B/E DTD 09/16/22 CLB RD 11/15 PD 11/16/22				737.21	USD
11/16/22	BOND INTEREST RECEIVED 90348J3V0	248000 UBS BK USA SALT LAKE CITY UT CTF DEP 2.550% 12/18/23 B/E DTD 06/16/22 RD 11/15 PD 11/16/22				537.11	USD
11/17/22	BOND INTEREST RECEIVED 14042TDV6	246000 CAPITAL ONE BK USA NATL ASSN GLEN ALLEN VA CTF DEP 0.700% 11/18/24 B/E DTD 11/17/21 RD 11/16 PD 11/17/22				868.08	USD
11/17/22	BOND INTEREST RECEIVED 201525AC6	248000 COMMERCIAL BK WEST LIBERTY KY CTF DEP 1.100% 03/17/25 DTD 03/17/20 CLB RD 11/02 PD 11/17/22				231.69	USD
11/18/22	BOND INTEREST RECEIVED 3133EMZPO	495000 FEDERAL FARM CR BKS CONS SYSTEMWIDE BDS 0.140% 05/18/23 B/E DTD 05/18/21 CLB RD 11/17 PD 11/18/22				346.50	USD
11/21/22	BOND INTEREST RECEIVED 066519QQ5	248000 BANKUNITED NATL ASSN MIAMI LAKES FL CTF DEP 0.250% 03/20/23 B/E DTD 03/19/21 CLB RD 11/18 PD 11/19/22				52.66	USD

Transactions by Type of Activity (continued)

Process/ Settlement Date	Activity Type	Description	Quantity	Price	Accrued Interest	Amount	Currency
Dividends and Interest (continued)							
11/21/22	BOND INTEREST RECEIVED 9497632V7	248000 WELLS FARGO BK N A SIOUX FALLS S D CTF DEP 4.500% 10/21/24 B/E DTD 10/21/22 RD 11/18 PD 11/21/22				947.84	USD
11/25/22	BOND INTEREST RECEIVED 534732AV4	248000 LINCOLN SVGS BK REINBECK IOWA CTF DEP CT/365 0.600% 06/24/24 B/E DTD 06/24/20 CLB RD 11/09 PD 11/24/22				126.38	USD
11/28/22	BOND INTEREST RECEIVED 32056GDQ0	248000 FIRST INTERNET BK FISHERS IND CTF DEP 4.000% 09/29/25 B/E DTD 09/28/22 RD 11/25 PD 11/28/22				842.52	USD
11/28/22	BOND INTEREST RECEIVED 45780PBBO	249000 INSTITUTION FOR SVGS IN NEWBURYPORT & ITS V/C MA CTF DEP 0.700% 10/28/24 B/E DTD 10/28/21 CLB RD 11/25 PD 11/28/22				148.04	USD
11/28/22	BOND INTEREST RECEIVED 55406JBL5	248000 M Y SAFRA BK FSB NEW YORK N Y CTF DEP 0.250% 05/26/23 B/E DTD 11/27/20 CLB RD 11/25 PD 11/27/22				312.55	USD
11/28/22	BOND INTEREST RECEIVED 61768U4L8	248000 MORGAN STANLEY PRIVATE BK NATL ASSN INSTL CTF DEP PROGRAM 3.200% 11/28/25 B/E DTD 05/31/22 CLB RD 11/25 PD 11/28/22				674.02	USD
11/28/22	BOND INTEREST RECEIVED 654062KZ0	248000 NICOLET NATL BK GREENBAY WIS CTF DEP 4.000% 03/28/24 B/E DTD 09/28/22 RD 11/25 PD 11/28/22				842.52	USD
11/28/22	BOND INTEREST RECEIVED 740367KG1	227000 PREFERRED BK LOS ANGELES CALIF CTF DEP 1.100% 03/27/24 DTD 03/27/20 RD 11/25 PD 11/27/22				212.07	USD
11/29/22	BOND INTEREST RECEIVED 56065GAL2	248000 MAINSTREET BK FAIRFAX VA CTF DEP ACT/365 0.200% 03/29/23 B/E DTD 03/29/21 RD 11/28 PD 11/29/22				42.13	USD
11/30/22	BOND INTEREST RECEIVED 32065RAK1	248000 FIRST KEYSTONE CMNTY BK BERWICK PA CTF DEP 0.600% 06/28/24 B/E DTD 06/30/20 CLB RD 11/29 PD 11/30/22				126.38	USD
11/30/22	BOND INTEREST RECEIVED 559582AK7	247000 MAGNOLIA BK INC KY CTF DEP 0.400% 10/30/24 B/E DTD 10/30/20 CLB RD 11/15 PD 11/30/22				83.91	USD
11/30/22	BOND INTEREST RECEIVED 66704MEQ0	248000 NORTHSTAR BK BAD AXE MICH CTF DEP 1.150% 03/31/23 B/E DTD 03/31/20 RD 11/15 PD 11/30/22				234.41	USD
11/30/22	BOND INTEREST RECEIVED 81500JBG7	248000 SECURITY ST BK FARWELL TEX CTF DEP 0.400% 03/28/24 B/E DTD 03/31/21 CLB RD 11/29 PD 11/30/22				81.53	USD
Total Dividends and Interest					\$0.00	\$10,438.92	USD



November 1, 2022 - November 30, 2022
MEDINA CITY SCHOOLS

Transactions by Type of Activity (continued)

Process/ Settlement Date	Activity Type	Description	Quantity	Price	Accrued Interest	Amount	Currency
Cash Withdrawals and Deposits							
11/01/22	ELECTRONIC TRANSACTION USD999997	SEND TO BANK FOR ACH ACH HUNTINGTON NATIONAL BANK				-11,501.36	USD
11/17/22	ELECTRONIC TRANSACTION USD999997	SEND TO BANK FOR ACH ACH HUNTINGTON NATIONAL BANK				-5,365.46	USD
Total Cash Withdrawals and Deposits					\$0.00	-\$16,866.82	USD
Total Value of Transactions					\$0.00	-\$6,427.90	USD


The price and quantity displayed may have been rounded.

Fixed Income Analysis

Bond Quality

Bond Quality	Market Value	% of Bond Market Value	Percent of Fixed Income
AAA	1,174,120.04	8%	
Not Rated	14,094,661.66	92%	
Total	15,268,781.70	100%	

Bond Maturity Schedule



Bond Maturity	Market Value	% of Bond Market Value
1 to 6 months	2,786,860.40	19%
7 to 12 months	3,254,822.76	21%
1 to 5 years	9,227,098.54	60%
Total	15,268,781.70	100%

Percentages of bond market values are rounded to the nearest whole percentage.

Bond quality ratings reflect Moody's or Standard and Poor's ratings. Bonds may be rated by other services. Bonds that are in default are not included. Please refer to your Portfolio Holdings section.

Messages

Please note the following information for Pershing's 2022 IRS Form 1099 (B, DIV, INT, MISC and OID): Your Form 1099 will be delivered in the first few months of the year. By February 15, you will be mailed either your Form 1099 or a special Pending 1099 Notice. The Pending 1099 Notice will be sent if we have not received and processed final information from issuers and trustees of securities that you hold by the as of date of the February 15 1099 mailing. You will also be sent the notice if your information is still being reviewed and finalized. The notice will inform you of the securities that are pending final reporting and provides the anticipated mail date of your 1099. Your 1099 will be mailed no later than March 15, 2023.

Messages (continued)

Although a money market mutual fund (money fund) seeks to preserve the value of your investment at \$1 per share, it is possible to lose money by investing in a money fund. Shares of a money fund or the balance of a bank deposit product held in your brokerage account may be liquidated upon request with the proceeds credited to your brokerage account. Please see the money fund's prospectus or the bank deposit product's disclosure document or contact your advisor for additional information. Pursuant to SEC Rule 10b-10(b)(1) confirmations are not sent for purchases into money funds processed on the sweep platform. Pursuant to applicable regulation, account statements will be produced monthly or quarterly. Balances in Federal Deposit Insurance Corporation (FDIC)-insured bank deposit sweep products are not protected by Securities Investor Protection Corporation (SIPC).

eDelivery

Going digital is more important than ever before, and the benefits of electronic delivery--speed, convenience and safety--are clear. We offer eDelivery for account statements, prospectus documents, proxy or shareholder communications, tax documents, trade confirmations and more.

To enroll, log in to your brokerage account and look for the one-click eDelivery pop-up or simply select 'Go Paperless' at the top of any page and follow the on-screen prompts for set-up. Enrollment can be activated as quickly as the day you register, and you will be notified when documents are available in an online, password-protected portal.

Contact your financial professional if you have any questions about any of our efficient digital tools.

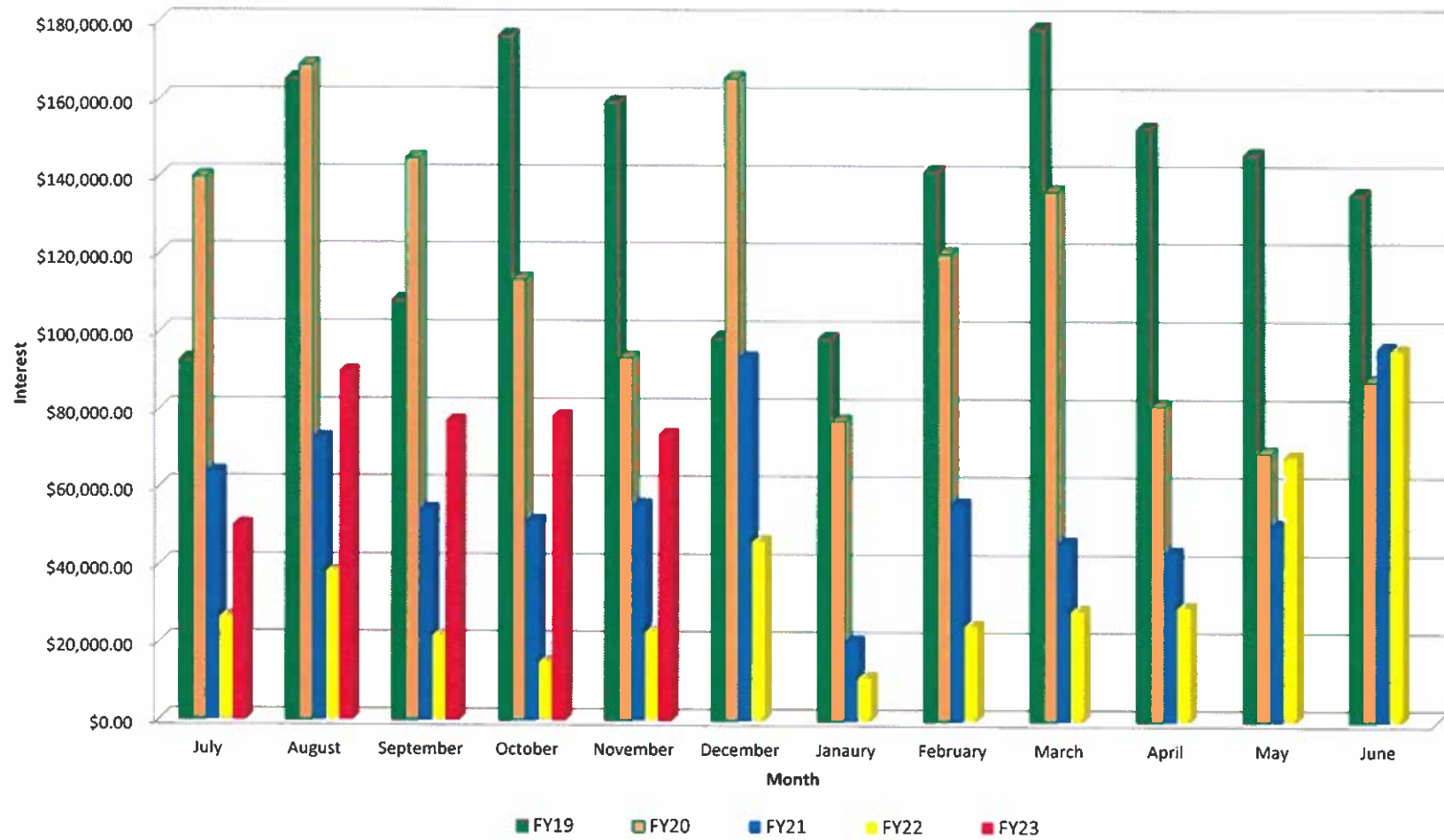
Cash Not Yet Received

Security	Record Date	Payable Date	Quantity Held	Rate	Dividend Option	Amount of Payment
Interest						
BANKWEST INC PIERRE S D CTF DEP 1.250% 10/24/23 B/E	11/30/22	12/15/22	248,000.0000	0.001027	Cash	254.79
EAGLEBANK BETHESDA MD CTF DEP 1.650% 03/06/23	11/21/22	12/06/22	248,000.0000	0.001356	Cash	336.33
LIVE OAK BKG CO WILMINGTON N C CTF DEP	11/30/22	12/01/22	100,000.0000	1.273972	Cash	127.40
LIVE OAK BKG CO WILMINGTON N C CTF DEP	11/16/22	12/01/22	147,000.0000	1.315068	Cash	193.31
Total Cash Not Yet Received						\$911.83

Assets shown here are not reflected in your account. This information has been received from sources we believe to be reliable. Pershing does not guarantee the accuracy of the information.



Total Monthly Interest Earnings



EFINANCEPLUS
 DATE: 12/08/2022
 TIME: 11:30:49
 SELECTION CRITERIA : ALL

MEDINA CITY SCHOOLS
 OH Cash Position Report

PAGE NUMBER: 1

ACCOUNTING PERIOD : 5/23

FUND	SCC	DESCRIPTION	BEGIN BALANCE	MTD RECEIPTS	FYTD RECEIPTS	MTD EXPENDITURES	FYTD EXPENDITURES	CURRENT FUND BALANCE	CURRENT ENCUMBRANCE	UNENCUMBERED FUND BALANCE
001	0000	GENERAL FUND	30,586,850.90	1,650,963.46	30,073,001.80	3,208,917.82	31,090,538.67	29,569,314.03	2,777,129.91	26,792,184.12
001	0950	GENERAL FUND - CHROME	127,216.58	5,915.00	92,558.90	0.00	0.00	219,775.48	0.00	219,775.48
001	1000	GENERAL FUND	298,024.36	0.00	0.00	0.00	0.00	298,024.36	0.00	298,024.36
001	2000	GENERAL FUND	207,424.84	26,471.75	340,468.15	0.00	0.00	547,892.99	0.00	547,892.99
<hr/>										
Total For Fund 001:			31,219,516.68	1,683,350.21	30,506,028.85	3,208,917.82	31,090,538.67	30,635,006.86	2,777,129.91	27,857,876.95
<hr/>										
002	9000	BOND RETIRE - ELEM/HIGH	3,731,713.08	1,178.36	1,693,883.15	0.00	24,327.27	5,401,268.96	4,179,286.50	1,221,982.46
002	9012	SALES TAX - COPS	0.00	0.00	0.00	1,349,568.75	1,349,568.75	-1,349,568.75	382,193.75	-1,731,762.50
002	9014	ENERGY & TRANSP NOTES	0.00	0.00	0.00	0.00	344,674.99	-344,674.99	0.00	-344,674.99
<hr/>										
Total For Fund 002:			3,731,713.08	1,178.36	1,693,883.15	1,349,568.75	1,718,571.01	3,707,025.22	4,561,480.25	-854,455.03
<hr/>										
003	0000	PERMANENT IMPROVEMENT	290,994.61	0.00	0.00	0.00	0.00	290,994.61	0.00	290,994.61
003	9000	PERMANENT IMPROVEMENT	13,601.14	0.00	0.00	0.00	0.00	13,601.14	0.00	13,601.14
003	9001	REC CENTER-PERMANENT IMP	169,189.30	0.00	10,000.00	14,562.48	34,817.62	144,371.68	34,842.68	109,529.00
<hr/>										
Total For Fund 003:			473,785.05	0.00	10,000.00	14,562.48	34,817.62	448,967.43	34,842.68	414,124.75
<hr/>										
006	0000	LUNCHROOM FUND	-1,248,239.12	196,225.94	667,808.67	56,562.34	643,173.41	-1,223,603.86	44,345.77	-1,267,949.63

EFINANCEPLUS
 DATE:12/08/2022
 TIME:11:30:49
 SELECTION CRITERIA : ALL

MEDINA CITY SCHOOLS
 OH Cash Position Report

PAGE NUMBER: 2

ACCOUNTING PERIOD : 5/23

FUND	SCC	DESCRIPTION	BEGIN BALANCE	MTD RECEIPTS	FYTD RECEIPTS	MTD EXPENDITURES	FYTD EXPENDITURES	CURRENT FUND BALANCE	CURRENT ENCUMBRANCE	UNENCUMBERED FUND BALANCE
006	9006	LUNCHROOM - FED FUNDS	2,387,027.63	99,286.78	253,428.74	128,255.69	411,983.10	2,228,473.27	247,460.95	1,981,012.32
006	9022	P-EBT ADMINISTRATIVE FUND	3,063.00	0.00	628.00	0.00	0.00	3,691.00	0.00	3,691.00
Total For Fund 006:			1,141,851.51	295,512.72	921,865.41	184,818.03	1,055,156.51	1,008,560.41	291,806.72	716,753.69
007	9004	COLLINS SCH/POST-GRADUATE	1,137.39	2.62	11.08	0.00	0.00	1,148.47	20,000.00	-18,851.53
007	9022	BREWER GARRETT SCH	12,147.03	27.97	118.28	0.00	0.00	12,265.31	0.00	12,265.31
007	9110	ART TRUST - GARFIELD	11,449.89	26.36	111.48	0.00	0.00	11,561.37	0.00	11,561.37
007	9333	RIOS STUDENT LEADER SCH	23,855.58	5.56	182.93	0.00	0.00	24,038.51	0.00	24,038.51
007	9901	BIXLER SCHOLARSHIP FUND	126.53	0.29	1.23	0.00	0.00	127.76	0.00	127.76
Total For Fund 007:			48,716.42	62.80	425.00	0.00	0.00	49,141.42	20,000.00	29,141.42
008	9002	KANEHL MUSIC TRUST	29,307.91	67.48	285.38	0.00	0.00	29,593.29	0.00	29,593.29
008	9003	RICHARD HOFFMAN COLLINS	676,046.51	0.00	0.00	0.00	0.00	676,046.51	0.00	676,046.51
008	9112	ELAINE BUSHMAN FUND	18,653.06	42.95	181.63	0.00	0.00	18,834.69	0.00	18,834.69
Total For Fund 008:			724,007.48	110.43	467.01	0.00	0.00	724,474.49	0.00	724,474.49
009	9000	STAR	211.90	1,155.95	8,471.35	0.00	-28,931.78	37,615.03	0.00	37,615.03

EFINANCEPLUS
 DATE:12/08/2022
 TIME:11:30:49
 SELECTION CRITERIA : ALL

MEDINA CITY SCHOOLS
 OH Cash Position Report

PAGE NUMBER: 3

ACCOUNTING PERIOD : 5/23

FUND	SCC	DESCRIPTION	BEGIN BALANCE	MTD RECEIPTS	FYTD RECEIPTS	MTD EXPENDITURES	FYTD EXPENDITURES	CURRENT FUND BALANCE	CURRENT ENCUMBRANCE	UNENCUMBERED FUND BALANCE
009	9110	UNIFORM SUPPLIES GA	3,664.88	74.00	3,257.50	0.00	2,067.99	4,854.39	984.45	3,869.94
009	9120	UNIFORM SUPPLIES - CN	14,395.90	622.00	8,255.50	152.19	6,630.65	16,020.75	925.45	15,095.30
009	9130	UNIFORM SUPPLIES - FN	6,812.30	283.00	10,770.40	112.73	8,866.15	8,716.55	1,137.27	7,579.28
009	9140	UNIFORM SUPPLIES - HE	13,652.83	272.00	9,279.00	364.68	6,314.87	16,616.96	1,230.49	15,386.47
009	9160	UNIFORM SUPPLIES - BL	4,733.40	800.00	12,115.25	0.00	7,003.24	9,845.41	1,568.82	8,276.59
009	9170	UNIFORM SUPPLIES - WA	24,308.83	456.00	15,465.50	275.17	8,825.12	30,949.21	1,724.83	29,224.38
009	9180	UNIFORM SUPPLIES - NO	10,313.97	221.00	11,981.00	117.60	8,026.07	14,268.90	1,591.42	12,677.48
009	9200	UNIFORM SUPPLIES - CL	20,291.62	845.15	13,328.85	2,073.42	15,979.98	17,640.49	4,358.40	13,282.09
009	9210	UNIFORM SUPPLIES - RT	6,209.92	355.55	20,165.80	76.60	10,318.81	16,056.91	9,172.14	6,884.77
009	9300	UNIFORM SUPPLIES - HS	49,439.96	8,665.00	111,926.82	6,231.35	37,860.96	123,505.82	109,693.16	13,812.66
009	9301	MHS GRADUATION	0.00	319.00	3,533.50	4,239.95	4,239.95	-706.45	6,260.05	-6,966.50
009	9304	AVIATION/PHOTOGRAPHY	3.87	0.00	0.00	0.00	0.00	3.87	0.00	3.87
<hr/>										
Total For Fund	009:		154,039.38	14,068.65	228,550.47	13,643.69	87,202.01	295,387.84	138,646.48	156,741.36
<hr/>										
014	9016	MEDINA CNTY JUV DET CNTR	73,014.50	11,590.00	90,988.29	13,139.52	138,657.54	25,345.25	0.00	25,345.25
014	9116	EVOLVE	722,532.10	57,510.20	332,005.60	71,691.79	476,144.08	578,393.62	90,655.63	487,737.99
<hr/>										
Total For Fund	014:		795,546.60	69,100.20	422,993.89	84,831.31	614,801.62	603,738.87	90,655.63	513,083.24

EFINANCEPLUS
 DATE: 12/08/2022
 TIME: 11:30:49
 SELECTION CRITERIA : ALL

MEDINA CITY SCHOOLS
 OH Cash Position Report

PAGE NUMBER: 4

ACCOUNTING PERIOD : 5/23

FUND	SCC	DESCRIPTION	BEGIN BALANCE	MTD RECEIPTS	FYTD RECEIPTS	MTD EXPENDITURES	FYTD EXPENDITURES	CURRENT FUND BALANCE	CURRENT ENCUMBRANCE	UNENCUMBERED FUND BALANCE
016	0000	EMERGENCY LEVY	18,812,390.65	1,311.37	3,220,031.61	440,492.77	4,018,123.35	18,014,298.91	505,242.92	17,509,055.99
016	0410	EMERGENCY LEVY	-126,544.00	0.00	0.00	5,307.97	56,026.64	-182,570.64	0.00	-182,570.64
016	1000	EMERGENCY LEVY	-625,785.56	0.00	0.00	26,182.50	278,609.99	-904,395.55	0.00	-904,395.55
<hr/>										
Total For Fund	016:		18,060,061.09	1,311.37	3,220,031.61	471,983.24	4,352,759.98	16,927,332.72	505,242.92	16,422,089.80
<hr/>										
018	0000	PRINT SHOP	6,683.33	0.00	0.00	0.00	0.00	6,683.33	0.00	6,683.33
018	9000	PUBLIC SCHOOL SUP - SUPER	16.70	0.00	0.00	0.00	0.00	16.70	0.00	16.70
018	9110	PRINCIPAL'S FUND - GA	21,255.99	269.70	797.13	619.11	4,482.28	17,570.84	3,820.85	13,749.99
018	9111	GARFIELD SCHOOL STORE	49.99	0.00	0.00	0.00	0.00	49.99	0.00	49.99
018	9113	GARFIELD MEDIA CENTER	996.62	9.66	49.60	-823.85	-756.87	1,803.09	3,433.00	-1,629.91
018	9120	PRINCIPAL - CN	40,048.73	1,517.31	1,589.31	604.30	2,461.12	39,176.92	4,174.90	35,002.02
018	9122	CANAVAN SCHOOL STORE	586.69	0.00	0.00	0.00	0.00	586.69	0.00	586.69
018	9123	BOOK FAIR - CANAVAN	156.35	671.98	4,318.37	4,248.66	4,248.66	226.06	751.34	-525.28
018	9130	PRINCIPAL - FN	35,552.02	2,295.25	6,135.00	501.93	5,511.87	36,175.15	6,227.72	29,947.43
018	9133	BOOK FAIR - FENN	1,326.69	12.48	47.96	0.00	50.00	1,324.65	0.00	1,324.65
018	9135	MEDINA SKI TEAM	474.67	0.00	0.00	0.00	0.00	474.67	0.00	474.67
018	9140	PRINCIPAL'S FUND - HE	54,196.77	4,859.33	5,455.63	348.80	2,321.16	57,331.24	3,649.12	53,682.12
018	9143	HERITAGE MEDIA CENTER	2,203.35	0.00	0.00	0.00	0.00	2,203.35	0.00	2,203.35
018	9160	PRINCIPAL'S FUND - BL	51,384.70	2,013.06	4,759.06	1,276.17	15,008.64	41,135.12	2,863.39	38,271.73

EFINANCEPLUS
 DATE: 12/08/2022
 TIME: 11:30:49
 SELECTION CRITERIA : ALL

MEDINA CITY SCHOOLS
 OH Cash Position Report

PAGE NUMBER: 5

ACCOUNTING PERIOD : 5/23

FUND	SCC	DESCRIPTION BEGIN BALANCE	MTD RECEIPTS	FYTD RECEIPTS	MTD EXPENDITURES	FYTD EXPENDITURES	CURRENT FUND BALANCE	CURRENT ENCUMBRANCE	UNENCUMBERED FUND BALANCE
018	9161	PBIS - BLAKE 4,488.25	0.00	0.00	0.00	1,239.75	3,248.50	0.00	3,248.50
018	9163	BLAKE MEDIA CENTER 13,873.76	48.25	3,958.06	3,842.16	4,968.66	12,863.16	0.00	12,863.16
018	9170	PRINCIPALS FUND - WA 79,255.82	1,977.54	4,207.83	33.45	4,922.95	78,540.70	10,678.35	67,862.35
018	9171	WAITE SCHOOL STORE 2,230.29	0.00	70.00	0.00	2,230.29	70.00	0.00	70.00
018	9173	MEDIA CENTER WA 5,206.58	0.00	10.00	0.00	0.00	5,216.58	0.00	5,216.58
018	9180	PRINCIPALS FUND NO 47,809.89	0.00	17.00	368.02	5,217.48	42,609.41	4,651.38	37,958.03
018	9181	NO SCHOOL STORE 1,631.19	0.00	0.00	0.00	0.00	1,631.19	0.00	1,631.19
018	9183	MEDIA CENTER NO 13,850.92	0.00	-12.99	0.00	5,103.00	8,734.93	0.00	8,734.93
018	9184	FIELD TRIPS NO 146.00	0.00	0.00	0.00	0.00	146.00	0.00	146.00
018	9200	PRINCIPAL'S FUND - CL 70,353.94	2,159.67	3,833.67	5,299.13	15,379.06	58,808.55	7,164.04	51,644.51
018	9203	CL MEDIA CENTER 5,347.00	0.00	94.00	0.00	0.00	5,441.00	0.00	5,441.00
018	9210	PRINCIPAL'S FUND - RT 42,824.03	44.25	3,028.28	453.41	3,401.18	42,451.13	8,124.82	34,326.31
018	9211	ROOT M.S. MEDIA CENTER 10,836.08	0.00	0.00	0.00	50.00	10,786.08	0.00	10,786.08
018	9300	PRINCIPAL'S FUND - HS 41,025.94	825.53	12,279.42	5,345.03	15,880.34	37,425.02	25,705.12	11,719.90
018	9301	MEDIA CENTER FUND 1,541.50	0.00	0.00	0.00	0.00	1,541.50	0.00	1,541.50
018	9302	SPECIAL FUNDRAISER - HS 35,766.18	0.00	0.00	82.69	5,787.12	29,979.06	29,978.88	0.18
018	9303	PERFORMING ARTS 119,250.01	1,933.00	8,222.00	147.48	21,960.90	105,511.11	63,846.79	41,664.32
018	9304	BUZZ 18,706.91	2,290.69	6,951.70	2,343.96	5,862.48	19,796.13	8,587.28	11,208.85
018	9305	FLEXIBLE CREDIT FUND 8,434.56	0.00	0.00	0.00	0.00	8,434.56	0.00	8,434.56
018	9306	FEED THE BEES 8,383.74	0.00	0.00	387.09	654.07	7,729.67	7,245.93	483.74

EFINANCEPLUS
 DATE: 12/08/2022
 TIME: 11:30:49
 SELECTION CRITERIA : ALL

MEDINA CITY SCHOOLS
 OH Cash Position Report

PAGE NUMBER: 6

ACCOUNTING PERIOD : 5/23

FUND	SCC	DESCRIPTION	BEGIN BALANCE	MTD RECEIPTS	FYTD RECEIPTS	MTD EXPENDITURES	FYTD EXPENDITURES	CURRENT FUND BALANCE	CURRENT ENCUMBRANCE	UNENCUMBERED FUND BALANCE
018	9307	MHS LOCAL GRANTS	0.00	2,895.00	2,895.00	225.78	582.58	2,312.42	2,587.32	-274.90
018	9308	MHS HOPE SQUAD	0.00	1,050.00	2,850.00	0.00	351.58	2,498.42	2,798.42	-300.00
018	9884	FACILITY RENTAL	82,567.82	411.00	632.00	0.00	0.00	83,199.82	0.00	83,199.82
018	9900	INSERVICE - CENTRAL	3,702.01	0.00	0.00	0.00	0.00	3,702.01	0.00	3,702.01
018	9901	PUBLIC SCH SUPPORT - INST	1,720.86	0.00	0.00	0.00	0.00	1,720.86	0.00	1,720.86
018	9902	INSERVICE - SUPER	11,224.52	0.00	0.00	0.00	0.00	11,224.52	0.00	11,224.52
018	9903	BOARD/STUDENT DEVELOPMENT	2,800.00	0.00	0.00	0.00	0.00	2,800.00	0.00	2,800.00
018	9904	WELLNESS FUND	502.00	0.00	0.00	0.00	0.00	502.00	0.00	502.00
018	9905	PUBLIC SCH SUPT/STUD SERV	51,248.39	0.00	0.00	0.00	0.00	51,248.39	0.00	51,248.39
018	9906	COMMUNICA-PUBLIC SCH SUP	660.90	0.00	570.00	555.00	555.00	675.90	0.00	675.90
018	9907	STEAM - SUMMER ENRICHMENT	15,145.56	0.00	-770.00	0.00	8,510.74	5,864.82	0.00	5,864.82
018	9910	MAINTENANCE DEPARTMENT	3,902.36	0.00	0.00	0.00	0.00	3,902.36	0.00	3,902.36
018	9914	END OF YEAR	161.13	0.00	0.00	0.00	161.13	0.00	0.00	0.00
018	9915	BIKE TO SCHOOL	1,053.00	0.00	0.00	0.00	0.00	1,053.00	0.00	1,053.00
018	9916	SPIRIT NIGHT	3,956.73	0.00	1,850.00	0.00	2,660.09	3,146.64	0.00	3,146.64
018	9917	HALL OF FAME	0.00	0.00	0.00	-1,000.00	-1,000.00	1,000.00	2,000.00	-1,000.00
018	9919	STUDENT ART SHOW	579.19	0.00	0.00	0.00	0.00	579.19	0.00	579.19
018	9920	TRSP FUND	1,514.98	0.00	0.00	0.00	0.00	1,514.98	0.00	1,514.98
018	9922	AMERICAN HEART GRANT	1,000.00	0.00	0.00	0.00	0.00	1,000.00	0.00	1,000.00
018	9930	RESOURCE CONNECTION	1,500.00	0.00	0.00	0.00	0.00	1,500.00	0.00	1,500.00

EFINANCEPLUS
 DATE:12/08/2022
 TIME:11:30:49
 SELECTION CRITERIA : ALL

MEDINA CITY SCHOOLS
 OH Cash Position Report

PAGE NUMBER: 7

ACCOUNTING PERIOD : 5/23

FUND	SCC	DESCRIPTION	BEGIN BALANCE	MTD RECEIPTS	FYTD RECEIPTS	MTD EXPENDITURES	FYTD EXPENDITURES	CURRENT FUND BALANCE	CURRENT ENCUMBRANCE	UNENCUMBERED FUND BALANCE
<hr/>										
Total For Fund	018:									
			929,134.64	25,283.70	73,838.03	24,858.32	137,805.26	865,167.41	198,288.65	666,878.76
<hr/>										
019	9000	ADAMH GRANT								
		6,041.00		0.00		391.00	1,388.00	4,653.00	1,500.00	3,153.00
019	9018	LOWE'S LIGHT UP GA FY08								
		48.08		0.00		0.00	0.00	48.08	0.00	48.08
019	9020	RIF PROGRAM GRANT - NO								
		400.73		0.00		0.00	0.00	400.73	0.00	400.73
019	9021	JENNINGS - B - BRYNIARSKI								
		0.82		0.00		0.00	0.00	0.82	0.00	0.82
019	9023	PUB EDU LEADERSHIP COM GT								
		0.01		0.00		0.00	0.00	0.01	0.00	0.01
019	9029	M H J GRANT/ZAVESKY/FY09								
		6.82		0.00		0.00	0.00	6.82	0.00	6.82
019	9030	PERF BASD ASSMENT GT FY10								
		79.76		0.00		0.00	0.00	79.76	0.00	79.76
019	9031	PBA FY11								
		256.96		0.00		0.00	0.00	256.96	0.00	256.96
019	9113	ACS-HACH CHEM GT - HAMMAN								
		96.34		0.00		0.00	0.00	96.34	0.00	96.34
019	9121	ADAMH GRANT								
		40,888.00		0.00		0.00	0.00	40,888.00	0.00	40,888.00
019	9180	PPG INNOV CLASSRM GT-NO								
		15.31		0.00		0.00	0.00	15.31	0.00	15.31
019	9181	FIRST ENERGY GRANT								
		0.16		0.00		0.00	0.00	0.16	0.00	0.16
019	9213	VIDEO CLUB GRANT - MHS								
		2.82		0.00		0.00	0.00	2.82	0.00	2.82
019	9301	PPG GRANT - ROBOTICS								
		9.07		0.00		0.00	0.00	9.07	0.00	9.07
019	9313	JENNINGS - NOP - MILLER								
		13.86		0.00		0.00	0.00	13.86	0.00	13.86
019	9413	3M AND OTHER GRANT								
		152.03		0.00		0.00	0.00	152.03	0.00	152.03
019	9513	NEA STUDENT ACHIEVE GT								
		191.88		0.00		0.00	0.00	191.88	0.00	191.88

EFINANCEPLUS
 DATE:12/08/2022
 TIME:11:30:49
 SELECTION CRITERIA : ALL

MEDINA CITY SCHOOLS
 OH Cash Position Report

PAGE NUMBER: 9

ACCOUNTING PERIOD : 5/23

FUND	SCC	DESCRIPTION	MTD RECEIPTS	FYTD RECEIPTS	MTD EXPENDITURES	FYTD EXPENDITURES	CURRENT FUND BALANCE	CURRENT ENCUMBRANCE	UNENCUMBERED FUND BALANCE
BEGIN BALANCE									
<hr/>									
Total For Fund	024:								
		5,437,753.25	976,812.48	4,796,647.23	921,061.29	4,726,881.71	5,507,518.77	332,062.60	5,175,456.17
027	0000	WORK COMP-SELF INS							
		567,443.83	12,975.87	71,033.52	26,254.77	56,782.69	581,694.66	143,851.23	437,843.43
<hr/>									
Total For Fund	027:								
		567,443.83	12,975.87	71,033.52	26,254.77	56,782.69	581,694.66	143,851.23	437,843.43
071	9013	SALES TAX P I							
		3,208,431.53	0.00	2,146,183.57	35,905.57	1,798,864.83	3,555,750.27	466,470.10	3,089,280.17
<hr/>									
Total For Fund	071:								
		3,208,431.53	0.00	2,146,183.57	35,905.57	1,798,864.83	3,555,750.27	466,470.10	3,089,280.17
200	9110	GA STUD COUN/K-KIDS CLUB							
		643.63	1.48	6.26	0.00	0.00	649.89	350.00	299.89
200	9121	CN STUDENT COUNCIL							
		1,412.87	3.25	13.76	0.00	0.00	1,426.63	0.00	1,426.63
200	9134	FN STUDENT BUSINESS							
		9.68	0.02	0.09	0.00	0.00	9.77	0.00	9.77
200	9140	HE STUDENT COUNCIL							
		168.08	0.39	1.63	0.00	0.00	169.71	0.00	169.71
200	9184	NO STUDENT COUNCIL							
		53.79	0.13	0.54	0.00	0.00	54.33	0.00	54.33
200	9185	NO K-KIDS KIWANIS CLUB							
		11,029.73	25.96	107.97	-247.50	-247.50	11,385.20	500.00	10,885.20
200	9201	ROBOTICS CLUB CL							
		0.00	425.97	425.97	0.00	0.00	425.97	0.00	425.97
200	9202	CL STUDENT COUNCIL							
		5.03	0.01	0.07	0.00	0.00	5.10	0.00	5.10
200	9204	CL CHEERLEADERS							
		540.10	1.24	5.26	0.00	0.00	545.36	0.00	545.36
200	9205	CL BUILDERS CLUB							
		3,713.88	8.55	36.16	0.00	0.00	3,750.04	0.00	3,750.04

EFINANCEPLUS
 DATE: 12/08/2022
 TIME: 11:30:49
 SELECTION CRITERIA : ALL

MEDINA CITY SCHOOLS
 OH Cash Position Report

PAGE NUMBER: 10

ACCOUNTING PERIOD : 5/23

FUND	SCC	DESCRIPTION	MTD RECEIPTS	FYTD RECEIPTS	MTD EXPENDITURES	FYTD EXPENDITURES	CURRENT FUND BALANCE	CURRENT ENCUMBRANCE	UNENCUMBERED FUND BALANCE
200	9209	CL DRAMA CLUB 28,899.56	64.11	279.06	1,063.00	1,063.00	28,115.62	937.00	27,178.62
200	9251	ROBOTICS CLUB RT 0.00	325.74	325.74	0.00	0.00	325.74	375.00	-49.26
200	9253	RT BUILDERS' CLUB 4,502.75	10.37	43.85	0.00	0.00	4,546.60	2,000.00	2,546.60
200	9254	RT HONORS ACADEMY 6,057.24	73.20	116.57	0.00	385.00	5,788.81	1,615.00	4,173.81
200	9256	RT DRAMA CLUB 7,026.34	16.18	68.42	0.00	0.00	7,094.76	2,000.00	5,094.76
200	9258	RT STUD COUNCIL 5,014.40	146.85	184.13	0.00	0.00	5,198.53	1,500.00	3,698.53
200	9301	YG AMERICANS FOR FREEDOM 0.21	0.00	0.00	0.00	0.00	0.21	0.00	0.21
200	9302	ART CLUB 1,059.95	2.34	10.22	42.89	42.89	1,027.28	457.11	570.17
200	9303	CULTURAL EXPLORATION 202.58	0.47	1.98	0.00	0.00	204.56	0.00	204.56
200	9304	CAREER ASSOCIATION 0.37	0.00	0.00	0.00	0.00	0.37	0.00	0.37
200	9305	CHEMCLUB 2.18	0.01	0.02	0.00	0.00	2.20	0.00	2.20
200	9307	VOCAL 41,784.52	113.45	3,992.60	0.00	9,181.97	36,595.15	28,818.03	7,777.12
200	9309	IMPROV CLUB 595.03	1.37	5.80	0.00	0.00	600.83	600.00	0.83
200	9310	D E P - NAT'L GERMAN HON 0.45	0.00	0.00	0.00	0.00	0.45	0.00	0.45
200	9312	DRAMA CLUB 20,825.24	6,055.96	10,014.40	2,165.12	6,078.62	24,761.02	7,921.38	16,839.64
200	9314	MEDINA OUTDOORS CLUB 490.95	31.30	80.12	0.00	0.00	571.07	450.00	121.07
200	9315	FELLOWSHIP OF CHRISTIAN ATH 347.42	0.80	3.38	0.00	0.00	350.80	340.00	10.80
200	9318	GIRLS LEADERSHIP CLUB 7,257.16	16.71	70.67	0.00	0.00	7,327.83	3,100.00	4,227.83
200	9321	KEY CLUB 61,231.11	1,358.90	1,874.29	0.00	0.00	63,105.40	10,000.00	53,105.40
200	9323	MEDINAMITE 1,739.86	4.01	16.95	0.00	0.00	1,756.81	1,763.70	-6.89

EFINANCEPLUS
 DATE: 12/08/2022
 TIME: 11:30:49
 SELECTION CRITERIA : ALL

MEDINA CITY SCHOOLS
 OH Cash Position Report

PAGE NUMBER: 11

ACCOUNTING PERIOD : 5/23

FUND	SCC	DESCRIPTION	BEGIN BALANCE	MTD RECEIPTS	FYTD RECEIPTS	MTD EXPENDITURES	FYTD EXPENDITURES	CURRENT FUND BALANCE	CURRENT ENCUMBRANCE	UNENCUMBERED FUND BALANCE
200	9324	MEDINIAN	67,292.37	154.40	724.14	0.00	307.67	67,708.84	10,928.63	56,780.21
200	9325	MHS BAND	14,589.44	33.59	142.06	0.00	0.00	14,731.50	21,000.00	-6,268.50
200	9326	NATIONAL HONOR SOCIETY	15,640.89	43.54	210.38	0.00	487.00	15,364.27	3,013.00	12,351.27
200	9327	ORCHESTRA	34,907.27	99.83	359.35	39.27	39.27	35,227.35	2,960.73	32,266.62
200	9330	SCIENCE OLYMPIAD CLUB	2,161.67	3.38	17.96	314.00	698.02	1,481.61	1,451.98	29.63
200	9331	SKI CLUB	3.26	0.01	0.04	0.00	0.00	3.30	0.00	3.30
200	9332	SPANISH CLUB	15,310.79	39.54	2,953.33	37.63	925.24	17,338.88	5,574.76	11,764.12
200	9333	STUDENT COUNCIL	45,029.93	659.49	30,216.36	625.00	11,969.78	63,276.51	48,094.30	15,182.21
200	9335	LATIN CLUB	6,948.80	15.93	570.28	448.68	533.93	6,985.15	4,466.07	2,519.08
200	9336	FRENCH CLUB	255.53	2.02	1,147.94	465.48	519.44	884.03	730.56	153.47
200	9337	AMERICAN SIGN LANGUAGE	310.32	5.63	28.02	63.50	63.50	274.84	246.50	28.34
200	9339	SPEECH/DEBATE CLUB	19,594.79	7,388.65	11,174.60	1,649.00	2,855.00	27,914.39	25,645.00	2,269.39
200	9340	O.C.O.M.	511.38	0.64	4.11	96.26	236.24	279.25	763.76	-484.51
200	9346	PENGUIN BOWL/NOSB	123.19	0.28	1.20	0.00	0.00	124.39	600.00	-475.61
200	9350	TECHNOLOGY CLUB	105.34	18.31	1,700.15	200.00	790.87	1,014.62	1,209.13	-194.51
200	9352	VIDEO CLUB - SR HI	6,529.22	15.09	88.75	-0.17	-0.17	6,618.14	5,000.00	1,618.14
200	9353	CHINESE CLUB	1,120.05	2.58	10.91	0.00	0.00	1,130.96	100.00	1,030.96
200	9355	GENDER AND SEXUALITY ALLI	1,234.21	2.73	62.02	99.71	99.71	1,196.52	700.29	496.23
200	9380	V O F T	17,883.01	38.87	164.39	0.00	1,000.00	17,047.40	10,000.00	7,047.40
200	9420	CLASS OF 2020	216.10	0.00	0.00	0.00	216.10	0.00	0.00	0.00

EFINANCEPLUS
 DATE:12/08/2022
 TIME:11:30:49
 SELECTION CRITERIA : ALL

MEDINA CITY SCHOOLS
 OH Cash Position Report

PAGE NUMBER: 12

ACCOUNTING PERIOD : 5/23

FUND	SCC	DESCRIPTION BEGIN BALANCE	MTD RECEIPTS	FYTD RECEIPTS	MTD EXPENDITURES	FYTD EXPENDITURES	CURRENT FUND BALANCE	CURRENT ENCUMBRANCE	UNENCUMBERED FUND BALANCE
200	9421	CLASS OF 2021 907.04	0.00	0.00	0.00	904.41	2.63	0.00	2.63
200	9422	CLASS OF 2022 1,057.40	0.00	0.93	0.00	924.49	133.84	130.00	3.84
200	9423	CLASS OF 2023 6,616.25	13.09	57.67	0.00	935.55	5,738.37	8,600.37	-2,862.00
200	9424	CLASS OF 2024 2,788.35	362.02	1,547.31	0.00	98.24	4,237.42	47,901.76	-43,664.34
200	9425	CLASS OF 2025 2,106.49	2,238.04	2,470.21	1,926.00	1,926.00	2,650.70	274.00	2,376.70
200	9426	CLASS OF 2026 0.00	2,810.43	3,026.85	1,926.00	1,963.08	1,063.77	236.92	826.85
200	9999	STUD ACTIV FD WAGES/BENE 0.01	0.00	0.00	0.00	0.00	0.01	0.00	0.01
<hr/>									
Total For Fund	200:	467,857.21	22,636.86	74,364.87	10,913.87	43,997.35	498,224.73	262,354.98	235,869.75
<hr/>									
300	0000	ATHLETIC FUND 157,003.05	0.00	0.00	157,003.05	157,003.05	0.00	0.00	0.00
300	3000	ATHLETIC FUND -277,730.68	531,953.46	531,953.46	8,310.89	222,663.86	31,558.92	49,357.98	-17,799.06
300	3001	ATHLETICS OTH 123,950.07	56,152.00	86,692.35	123,950.07	123,950.07	86,692.35	0.00	86,692.35
300	3003	ATH BOYS BB 30,863.89	524.00	524.00	30,863.89	30,863.89	524.00	0.00	524.00
300	3004	ATH GIRLS BB 13,055.97	681.00	681.00	13,055.97	13,055.97	681.00	0.00	681.00
300	3007	ATH BOYS CC 11,055.00	6,040.00	15,365.00	11,055.00	11,055.00	15,365.00	0.00	15,365.00
300	3008	ATH HS FOOTBALL 125,716.25	6,750.00	119,549.46	125,716.25	125,716.25	119,549.46	0.00	119,549.46
300	3010	ATH SOCCER 138.00	0.00	0.00	138.00	138.00	0.00	0.00	0.00
300	3012	ATH BOYS SOCCER 13,861.00	0.00	9,865.29	13,861.00	13,861.00	9,865.29	0.00	9,865.29
300	3013	ATH GIRLS SOCCER 15,377.38	0.00	12,215.92	15,377.38	15,377.38	12,215.92	0.00	12,215.92

EFINANCEPLUS
 DATE:12/08/2022
 TIME:11:30:49
 SELECTION CRITERIA : ALL

MEDINA CITY SCHOOLS
 OH Cash Position Report

PAGE NUMBER: 13

ACCOUNTING PERIOD : 5/23

FUND	SCC	DESCRIPTION BEGIN BALANCE	MTD RECEIPTS	FYTD RECEIPTS	MTD EXPENDITURES	FYTD EXPENDITURES	CURRENT FUND BALANCE	CURRENT ENCUMBRANCE	UNENCUMBERED FUND BALANCE
300	3015	ATH BOYS TRACK 8,160.96	0.00	350.00	8,160.96	8,160.96	350.00	0.00	350.00
300	3016	ATH GIRLS TRACK 1,525.00	0.00	175.00	1,525.00	1,525.00	175.00	0.00	175.00
300	3017	ATH GIRLS VBALL 12,874.16	0.00	12,433.94	12,874.16	12,874.16	12,433.94	0.00	12,433.94
300	3018	ATH WRESTLING 2,987.02	850.00	1,275.00	2,987.02	2,987.02	1,275.00	0.00	1,275.00
300	3019	ATH BOYS LACROSSE 6,417.99	0.00	0.00	6,417.99	6,417.99	0.00	0.00	0.00
300	3020	ATH GIRLS LACROSSE 6,565.99	0.00	0.00	6,565.99	6,565.99	0.00	0.00	0.00
300	3021	ATH BOYS SWIMMING 1,318.37	0.00	0.00	1,318.37	1,318.37	0.00	0.00	0.00
300	3022	ATH GIRLS SWIMMING 1,083.36	0.00	0.00	1,083.36	1,083.36	0.00	0.00	0.00
300	9110	GARFIELD FIELD TRIPS 5,572.62	0.00	0.00	0.00	683.40	4,889.22	4,000.00	889.22
300	9120	CANAVAN FIELD TRIP -387.37	0.00	0.00	353.90	353.90	-741.27	1.48	-742.75
300	9121	WORLD WATCHER'S CLUB 7,362.04	0.00	0.00	0.00	0.00	7,362.04	0.00	7,362.04
300	9130	FENN FIELD TRIPS 0.00	0.00	0.00	320.00	-150.00	150.00	0.00	150.00
300	9140	HERITAGE FIELD TRIPS 117.71	0.00	0.00	0.00	0.00	117.71	0.00	117.71
300	9160	BLAKE FIELD TRIPS 448.58	0.00	0.00	300.00	300.00	148.58	0.00	148.58
300	9170	WAITE FIELD TRIPS 0.00	0.00	1,037.00	0.00	573.00	464.00	0.00	464.00
300	9180	NORTHROP FIELD TRIPS 1,034.16	0.00	0.00	426.00	456.47	577.69	459.53	118.16
300	9201	CL BAND FUND 20,500.64	3,566.00	7,484.00	360.84	4,608.32	23,376.32	34,780.00	-11,403.68
300	9202	CL ORCHESTRA FD. 258.00	0.00	0.00	0.00	0.00	258.00	0.00	258.00
300	9203	CL LIBRARY 370.00	0.00	0.00	0.00	0.00	370.00	0.00	370.00
300	9204	CL CHOIR FUND 634.10	0.00	0.00	0.00	0.00	634.10	0.00	634.10

EFINANCEPLUS
 DATE:12/08/2022
 TIME:11:30:49
 SELECTION CRITERIA : ALL

MEDINA CITY SCHOOLS
 OH Cash Position Report

PAGE NUMBER: 14

ACCOUNTING PERIOD : 5/23

FUND	SCC	DESCRIPTION BEGIN BALANCE	MTD RECEIPTS	FYTD RECEIPTS	MTD EXPENDITURES	FYTD EXPENDITURES	CURRENT FUND BALANCE	CURRENT ENCUMBRANCE	UNENCUMBERED FUND BALANCE
300	9250	RT BAND FUND 10,526.73	6,186.00	6,661.00	736.85	2,208.68	14,979.05	15,920.71	-941.66
300	9251	RT ORCHESTRA FUND 1,246.65	0.00	0.00	0.00	0.00	1,246.65	0.00	1,246.65
300	9252	RT CHOIR FUND 3,270.15	0.00	0.00	0.00	0.00	3,270.15	0.00	3,270.15
300	9253	RT BEEHIVE 1,758.78	102.85	283.10	0.00	148.45	1,893.43	251.45	1,641.98
300	9258	RT DIST SUPER ACTIV -392.50	396.00	108,393.00	0.00	109,698.00	-1,697.50	6,067.00	-7,764.50
300	9301	BOWLING CLUB 5,269.00	0.00	300.00	5,269.00	5,269.00	300.00	0.00	300.00
300	9302	MENS VOLLEYBALL 3,708.17	0.00	1,500.00	0.00	400.00	4,808.17	10,000.00	-5,191.83
300	9303	HUDDLE/SHUDDLE 1,134.87	220.00	2,150.00	222.88	320.86	2,964.01	3,179.14	-215.13
300	9304	LINK CREW 3,302.64	0.00	985.00	232.05	3,176.61	1,111.03	1,663.39	-552.36
300	9313	MUSICAL 29,116.42	0.00	0.00	0.00	6,369.93	22,746.49	15,630.07	7,116.42
300	9325	MHS BAND TRIP 7,171.20	0.00	0.00	0.00	0.00	7,171.20	0.00	7,171.20
300	9334	BEEHIVE CAFE 18,567.45	0.00	0.00	0.00	47.77	18,519.68	16,152.23	2,367.45
300	9390	GLOBAL TRIPS 460.00	0.00	-85.00	0.00	0.00	375.00	0.00	375.00
300	9410	SPARKLE CHEERLEADING 1,873.21	812.00	812.00	0.00	629.52	2,055.69	1,195.42	860.27
<hr/>									
Total For Fund	300:	377,146.03	614,233.31	920,600.52	548,485.87	889,711.23	408,035.32	158,658.40	249,376.92
401	9012	ST FRANCIS AUX SERVICES 57,580.59	0.00	157.13	0.00	7,573.06	50,164.66	0.00	50,164.66
401	9013	ST FRANCIS AUX SERVICES 0.00	79,540.22	162,918.07	22,794.64	45,413.64	117,504.43	63,263.88	54,240.55
401	9017	AUX ST FRANCIS 37.41	0.00	0.00	0.00	0.00	37.41	0.00	37.41

EFINANCEPLUS
 DATE: 12/08/2022
 TIME: 11:30:49
 SELECTION CRITERIA : ALL

MEDINA CITY SCHOOLS
 OH Cash Position Report

PAGE NUMBER: 15

ACCOUNTING PERIOD : 5/23

FUND	SCC	DESCRIPTION	MTD RECEIPTS	FYTD RECEIPTS	MTD EXPENDITURES	FYTD EXPENDITURES	CURRENT FUND BALANCE	CURRENT ENCUMBRANCE	UNENCUMBERED FUND BALANCE
		BEGIN BALANCE							
401	9022	NURTURY AUX SERVICES 10,356.31	0.00	32.05	0.00	0.00	10,388.36	0.00	10,388.36
401	9023	NURTURY AUX SERVICES 0.00	2,335.88	5,172.03	0.00	270.00	4,902.03	0.00	4,902.03
401	9027	AUX FUNDS NURTURY 72.90	0.00	0.00	0.00	0.00	72.90	0.00	72.90
401	9032	MCA AUX SERVICES 26,269.50	0.00	76.45	0.00	1,759.92	24,586.03	6,277.98	18,308.05
401	9033	MCA AUX SERVICES 0.00	107,701.60	210,091.90	11,370.68	180,276.49	29,815.41	40,862.04	-11,046.63
401	9066	SM WONDERS 1,644.12	0.00	0.00	0.00	0.00	1,644.12	0.00	1,644.12
<hr/>									
Total For Fund	401:	95,960.83	189,577.70	378,447.63	34,165.32	235,293.11	239,115.35	110,403.90	128,711.45
<hr/>									
432	9097	MANAGE INFO SYS 0.80	0.00	0.00	0.00	0.00	0.80	0.00	0.80
<hr/>									
Total For Fund	432:	0.80	0.00	0.00	0.00	0.00	0.80	0.00	0.80
<hr/>									
450	9008	SCHOOLNET PLUS FY2008 1.00	0.00	0.00	0.00	0.00	1.00	0.00	1.00
<hr/>									
Total For Fund	450:	1.00	0.00	0.00	0.00	0.00	1.00	0.00	1.00
<hr/>									
451	9012	CONNECTIVITY 6,582.50	0.00	9,900.00	0.00	0.00	16,482.50	0.00	16,482.50
<hr/>									
Total For Fund	451:	6,582.50	0.00	9,900.00	0.00	0.00	16,482.50	0.00	16,482.50

ACCOUNTING PERIOD : 5/23

PAGE NUMBER: 16

FUND	SCC	DESCRIPTION	BEGIN BALANCE	MTD RECEIPTS	FYTD RECEIPTS	MTD EXPENDITURES	FYTD EXPENDITURES	CURRENT FUND BALANCE	CURRENT ENCUMBRANCE	UNENCUMBERED FUND BALANCE
452	9008	SCHOOLNET PD FY08	66.15	0.00	0.00	0.00	0.00	66.15	0.00	66.15
Total For Fund 452:			66.15	0.00	0.00	0.00	0.00	66.15	0.00	66.15
467	9021	STUD WELLNESS AND SUCCESS	71,712.61	0.00	0.00	0.00	99,133.71	-27,421.10	0.00	-27,421.10
Total For Fund 467:			71,712.61	0.00	0.00	0.00	99,133.71	-27,421.10	0.00	-27,421.10
499	9012	INTERN PSYCH FY12	45.81	0.00	0.00	0.00	0.00	45.81	0.00	45.81
499	9013	INTERN PSYCH FY13	39.97	0.00	0.00	0.00	0.00	39.97	0.00	39.97
499	9019	SCHOOL SAFETY	16,617.54	0.00	0.00	0.00	0.00	16,617.54	0.00	16,617.54
499	9024	LOCAL GOV INNOVATION FUND	7,750.00	0.00	0.00	0.00	0.00	7,750.00	0.00	7,750.00
499	9039	INTERN PSYCH GRANT FY09	2.20	0.00	0.00	0.00	0.00	2.20	0.00	2.20
499	9112	E-TECH BLENDED LEARNING	321.71	0.00	0.00	0.00	0.00	321.71	0.00	321.71
Total For Fund 499:			24,777.23	0.00	0.00	0.00	0.00	24,777.23	0.00	24,777.23
506	9014	RES ED GRANT	950.00	0.00	0.00	0.00	0.00	950.00	0.00	950.00

EFINANCEPLUS
 DATE:12/08/2022
 TIME:11:30:49
 SELECTION CRITERIA : ALL

MEDINA CITY SCHOOLS
 OH Cash Position Report

PAGE NUMBER: 17

ACCOUNTING PERIOD : 5/23

FUND	SCC	DESCRIPTION BEGIN BALANCE	MTD RECEIPTS	FYTD RECEIPTS	MTD EXPENDITURES	FYTD EXPENDITURES	CURRENT FUND BALANCE	CURRENT ENCUMBRANCE	UNENCUMBERED FUND BALANCE
<hr/>									
Total For Fund	506:	950.00	0.00	0.00	0.00	0.00	950.00	0.00	950.00
507	9022	ARP ESSER 0.00	0.00	0.00	4,541.41	482,879.79	-482,879.79	1,389,877.97	-1,872,757.76
507	9121	ESSER II -279.43	0.00	0.00	3,316.77	86,351.24	-86,630.67	632.10	-87,262.77
<hr/>									
Total For Fund	507:	-279.43	0.00	0.00	7,858.18	569,231.03	-569,510.46	1,390,510.07	-1,960,020.53
516	9015	TITLE VI-B 2,690.82	0.00	0.00	0.00	0.00	2,690.82	0.00	2,690.82
516	9016	TITLE VI-B 229.90	0.00	0.00	0.00	0.00	229.90	0.00	229.90
516	9021	TITLE VI-B 4.85	0.00	0.00	0.00	0.00	4.85	0.00	4.85
516	9022	TITLE VI-B 0.00	0.00	0.00	0.00	242,580.56	-242,580.56	0.00	-242,580.56
516	9023	TITLE VI-B 0.00	0.00	0.00	59,085.20	388,090.85	-388,090.85	18,648.58	-406,739.43
516	9122	ARP IDEA 0.00	1,335.12	1,335.12	0.00	4,623.25	-3,288.13	679.64	-3,967.77
<hr/>									
Total For Fund	516:	2,925.57	1,335.12	1,335.12	59,085.20	635,294.66	-631,033.97	19,328.22	-650,362.19
551	9120	TITLE III LEP 2,792.08	0.00	0.00	0.00	0.00	2,792.08	0.00	2,792.08
551	9122	TITLE III LEP -220.00	0.00	7,842.15	0.00	921.51	6,700.64	0.00	6,700.64
<hr/>									
Total For Fund	551:	2,572.08	0.00	7,842.15	0.00	921.51	9,492.72	0.00	9,492.72

EFINANCEPLUS
 DATE:12/08/2022
 TIME:11:30:49
 SELECTION CRITERIA : ALL

MEDINA CITY SCHOOLS
 OH Cash Position Report

PAGE NUMBER: 18

ACCOUNTING PERIOD : 5/23

FUND	SCC	DESCRIPTION BEGIN BALANCE	MTD RECEIPTS	FYTD RECEIPTS	MTD EXPENDITURES	FYTD EXPENDITURES	CURRENT FUND BALANCE	CURRENT ENCUMBRANCE	UNENCUMBERED FUND BALANCE
572	9022	TITLE I 0.00	0.00	0.00	0.00	82,532.70	-82,532.70	0.00	-82,532.70
572	9023	TITLE I 0.00	0.00	0.00	23,929.98	132,206.02	-132,206.02	2,665.77	-134,871.79
572	9116	TITLE I-D 2.83	0.00	0.00	0.00	0.00	2.83	0.00	2.83
572	9121	TITLE I-D -417.64	0.00	0.00	0.00	0.00	-417.64	0.00	-417.64
572	9122	TITLE I-D 417.64	0.00	0.00	0.00	81,125.89	-80,708.25	0.00	-80,708.25
572	9123	TITLE I-D 0.00	0.00	0.00	904.38	11,510.15	-11,510.15	10,586.86	-22,097.01
572	9222	-15,690.39	0.00	0.00	0.00	0.00	-15,690.39	0.00	-15,690.39
<hr/>									
Total For Fund	572:	-15,687.56	0.00	0.00	24,834.36	307,374.76	-323,062.32	13,252.63	-336,314.95
584	9022	TITLE IV-A -861.90	0.00	0.00	0.00	20,247.77	-21,109.67	0.00	-21,109.67
584	9023	TITLE IV-A 0.00	0.00	0.00	8,532.08	18,253.62	-18,253.62	12,386.97	-30,640.59
<hr/>									
Total For Fund	584:	-861.90	0.00	0.00	8,532.08	38,501.39	-39,363.29	12,386.97	-51,750.26
587	9022	EARLY CHILDHOOD 0.00	0.00	0.00	0.00	8,327.59	-8,327.59	0.00	-8,327.59
587	9023	EARLY CHILDHOOD 0.00	0.00	0.00	1,588.30	10,150.41	-10,150.41	556.32	-10,706.73
<hr/>									
Total For Fund	587:	0.00	0.00	0.00	1,588.30	18,478.00	-18,478.00	556.32	-19,034.32

EFINANCEPLUS
 DATE:12/08/2022
 TIME:11:30:49
 SELECTION CRITERIA : ALL

MEDINA CITY SCHOOLS
 OH Cash Position Report

PAGE NUMBER: 19

ACCOUNTING PERIOD : 5/23

FUND	SCC	DESCRIPTION BEGIN BALANCE	MTD RECEIPTS	FYTD RECEIPTS	MTD EXPENDITURES	FYTD EXPENDITURES	CURRENT FUND BALANCE	CURRENT ENCUMBRANCE	UNENCUMBERED FUND BALANCE
590	9022	TITLE II-A 0.00	0.00	0.00	0.00	54,746.17	-54,746.17	0.00	-54,746.17
590	9023	TITLE II-A 0.00	0.00	0.00	10,416.57	63,413.38	-63,413.38	33,141.63	-96,555.01
<hr/>									
Total For Fund 590:		0.00	0.00	0.00	10,416.57	118,159.55	-118,159.55	33,141.63	-151,301.18
<hr/>									
599	9022	NSLP EQUIP ASSIST 0.00	0.00	0.00	0.00	108,688.64	-108,688.64	18,691.26	-127,379.90
599	9023	OFCC SAFETY/SECURITY 0.00	0.00	550,000.00	11,430.20	110,113.80	439,886.20	249,105.20	190,781.00
<hr/>									
Total For Fund 599:		0.00	0.00	550,000.00	11,430.20	218,802.44	331,197.56	267,796.46	63,401.10
<hr/>									
GRAND TOTALS:		67,753,269.09	3,934,334.03	46,074,419.24	7,056,025.74	48,860,100.11	64,967,588.22	11,848,768.98	53,118,819.24

EFINANCEPLUS
 DATE: 12/08/2022
 TIME: 11:30:49
 SELECTION CRITERIA : ALL

MEDINA CITY SCHOOLS
 OH Cash Position Report

PAGE NUMBER: 20

ACCOUNTING PERIOD : 5/23

FUND	SCC	DESCRIPTION BEGIN BALANCE	MTD RECEIPTS	FYTD RECEIPTS	MTD EXPENDITURES	FYTD EXPENDITURES	CURRENT FUND BALANCE	CURRENT ENCUMBRANCE	UNENCUMBERED FUND BALANCE
001		31,219,516.68	1,683,350.21	30,506,028.85	3,208,917.82	31,090,538.67	30,635,006.86	2,777,129.91	27,857,876.95
002		3,731,713.08	1,178.36	1,693,883.15	1,349,568.75	1,718,571.01	3,707,025.22	4,561,480.25	-854,455.03
003		473,785.05	0.00	10,000.00	14,562.48	34,817.62	448,967.43	34,842.68	414,124.75
006		1,141,851.51	295,512.72	921,865.41	184,818.03	1,055,156.51	1,008,560.41	291,806.72	716,753.69
007		48,716.42	62.80	425.00	0.00	0.00	49,141.42	20,000.00	29,141.42
008		724,007.48	110.43	467.01	0.00	0.00	724,474.49	0.00	724,474.49
009		154,039.38	14,068.65	228,550.47	13,643.69	87,202.01	295,387.84	138,646.48	156,741.36
014		795,546.60	69,100.20	422,993.89	84,831.31	614,801.62	603,738.87	90,655.63	513,083.24
016		18,060,061.09	1,311.37	3,220,031.61	471,983.24	4,352,759.98	16,927,332.72	505,242.92	16,422,089.80
018		929,134.64	25,283.70	73,838.03	24,858.32	137,805.26	865,167.41	198,288.65	666,878.76
019		49,227.47	0.00	0.00	391.00	1,388.00	47,839.47	1,500.00	46,339.47
020		108,824.60	12,644.25	25,025.10	1,919.52	4,036.07	129,813.63	8,080.48	121,733.15
022		69,493.36	14,140.00	14,956.11	0.00	5,595.39	78,854.08	10,321.75	68,532.33
024		5,437,753.25	976,812.48	4,796,647.23	921,061.29	4,726,881.71	5,507,518.77	332,062.60	5,175,456.17

EFINANCEPLUS
 DATE: 12/08/2022
 TIME: 11:30:49
 SELECTION CRITERIA : ALL

MEDINA CITY SCHOOLS
 OH Cash Position Report

PAGE NUMBER: 21

ACCOUNTING PERIOD : 5/23

FUND	SCC	DESCRIPTION BEGIN BALANCE	MTD RECEIPTS	FYTD RECEIPTS	MTD EXPENDITURES	FYTD EXPENDITURES	CURRENT FUND BALANCE	CURRENT ENCUMBRANCE	UNENCUMBERED FUND BALANCE
027		567,443.83	12,975.87	71,033.52	26,254.77	56,782.69	581,694.66	143,851.23	437,843.43
071		3,208,431.53	0.00	2,146,183.57	35,905.57	1,798,864.83	3,555,750.27	466,470.10	3,089,280.17
200		467,857.21	22,636.86	74,364.87	10,913.87	43,997.35	498,224.73	262,354.98	235,869.75
300		377,146.03	614,233.31	920,600.52	548,485.87	889,711.23	408,035.32	158,658.40	249,376.92
401		95,960.83	189,577.70	378,447.63	34,165.32	235,293.11	239,115.35	110,403.90	128,711.45
432		0.80	0.00	0.00	0.00	0.00	0.80	0.00	0.80
450		1.00	0.00	0.00	0.00	0.00	1.00	0.00	1.00
451		6,582.50	0.00	9,900.00	0.00	0.00	16,482.50	0.00	16,482.50
452		66.15	0.00	0.00	0.00	0.00	66.15	0.00	66.15
467		71,712.61	0.00	0.00	0.00	99,133.71	-27,421.10	0.00	-27,421.10
499		24,777.23	0.00	0.00	0.00	0.00	24,777.23	0.00	24,777.23
506		950.00	0.00	0.00	0.00	0.00	950.00	0.00	950.00
507		-279.43	0.00	0.00	7,858.18	569,231.03	-569,510.46	1,390,510.07	-1,960,020.53
516		2,925.57	1,335.12	1,335.12	59,085.20	635,294.66	-631,033.97	19,328.22	-650,362.19

EFINANCEPLUS
 DATE: 12/08/2022
 TIME: 11:30:49
 SELECTION CRITERIA : ALL

MEDINA CITY SCHOOLS
 OH Cash Position Report

PAGE NUMBER: 22

ACCOUNTING PERIOD : 5/23

FUND	SCC	DESCRIPTION BEGIN BALANCE	MTD RECEIPTS	FYTD RECEIPTS	MTD EXPENDITURES	FYTD EXPENDITURES	CURRENT FUND BALANCE	CURRENT ENCUMBRANCE	UNENCUMBERED FUND BALANCE
551		2,572.08	0.00	7,842.15	0.00	921.51	9,492.72	0.00	9,492.72
572		-15,687.56	0.00	0.00	24,834.36	307,374.76	-323,062.32	13,252.63	-336,314.95
584		-861.90	0.00	0.00	8,532.08	38,501.39	-39,363.29	12,386.97	-51,750.26
587		0.00	0.00	0.00	1,588.30	18,478.00	-18,478.00	556.32	-19,034.32
590		0.00	0.00	0.00	10,416.57	118,159.55	-118,159.55	33,141.63	-151,301.18
599		0.00	0.00	550,000.00	11,430.20	218,802.44	331,197.56	267,796.46	63,401.10
GRAND TOTALS:		67,753,269.09	3,934,334.03	46,074,419.24	7,056,025.74	48,860,100.11	64,967,588.22	11,848,768.98	53,118,819.24

Medina City Schools

Check Register For

November 2022

12/8/22

11:44 AM

Check Date	Check Number	Vendor Name	Transaction Amount
11/02/2022	V713470	MEMO - A&M ENDEAVORS LLC	\$54.95
11/02/2022 - Total			\$54.95
11/03/2022	V711256	MEMO - MEDICAL MUTUAL	\$93,960.35
11/03/2022 - Total			\$93,960.35
11/04/2022	711237	F.C.P.E	\$143.00
11/04/2022	711238	KIDS FIRST	\$12.00
11/04/2022	711239	OAPSE	\$4,417.43
11/04/2022	711240	KEITH L RUCINSKI, CHAPTER 13 TRSTEE	\$1,638.00
11/04/2022	711241	OHIO EDUCATION ASSOCIATION	\$360.49
11/04/2022	711242	PEOPLE QUALIFIED COMMITTEE	\$23.12
11/04/2022	V711235	GORDON FOOD SERVICE	\$8,592.24
11/04/2022	V711243	MEMO-FLEXSAVE	\$12,399.81
11/04/2022	V711244	MEDINA CITY SCHOOLS FOUNDATION	\$69.00
11/04/2022	V711245	MEMO - SERS - BOARD	\$62,997.92
11/04/2022	V711246	MEMO - STRS - BOARD	\$250,709.86
11/04/2022	V711247	MEMO -EFTPS - TAXES	\$261,926.97
11/04/2022	V711248	MEMO -MEDINA CITY SCHOOLS	\$476,129.00
11/04/2022	V711249	MEMO --S E R S - EMPLOYEE	\$45,495.99
11/04/2022	V711250	MEMO --S T R S - EMPLOYEE	\$262,272.10
11/04/2022	V711251	OHIO BUSINESS GATEWAY	\$51,182.98
11/04/2022	V711252	OHIO CHILD SUPPORT PAYMENT CENTRAL	\$544.08
11/04/2022	V711253	MEMO - OMNI	\$44,948.71
11/04/2022	V711254	TRUSTMARK VOLUNTARY BENEFITS	\$1,811.46
11/04/2022	V711255	UNITED WAY MEDINA & SUMMIT CO	\$93.16
11/04/2022	V711257	MEMO - MEDICAL MUTUAL	\$151,479.41
11/04/2022 - Total			\$1,637,246.73
11/08/2022	V713471	MEMO - WESTFIELD BANK	\$523.48
11/08/2022 - Total			\$523.48
11/09/2022	V711236	GORDON FOOD SERVICE	\$8,554.46
11/09/2022 - Total			\$8,554.46
11/10/2022	711161	ABIGAIL DELONG	\$11.50
11/10/2022	711162	ALLIED EQUIPMENT COMPANY	\$755.77
11/10/2022	711163	AQUACLEAR	\$51.00

Medina City Schools

Check Register For

November 2022

12/8/22

11:44 AM

Check Date	Check Number	Vendor Name	Transaction Amount
11/10/2022	711164	ARMSTRONG UTILITIES INC.	\$717.42
11/10/2022	711165	B & B TROPHIES & AWARDS	\$8.95
11/10/2022	711166	NEW DAIRY HOLDCO, LLC.	\$1,774.95
11/10/2022	711167	BUEHLER'S FRESH FOODS	\$420.00
11/10/2022	711168	BULK BOOKSTORE	\$1,295.71
11/10/2022	711169	CAFETERIA-PEPSI COLA ORDERS	\$1,197.83
11/10/2022	711170	CITY OF MEDINA (WATER DEPT.)	\$14,830.58
11/10/2022	711171	CLEVELAND CLINIC ATWORK	\$90.00
11/10/2022	711172	CLEVELAND PLUMBING SUPPLY CO.	\$115.88
11/10/2022	711173	CLEVELAND VICON COMPANY INC	\$2,985.00
11/10/2022	711174	COCA COLA BOTTLING CO CSLDT	\$1,373.67
11/10/2022	711175	COUNS. CNTR OF WAYNE & HOLMES CTY.	\$39,624.65
11/10/2022	711176	CRISIS PREVENTON INST INC.	\$1,549.00
11/10/2022	711177	CROWN TROPHY OF MEDINA	\$160.00
11/10/2022	711178	CUMMINS SALES AND SERVICE	\$3,645.20
11/10/2022	711179	D & R COMMERCIAL FLOORING	\$15,678.48
11/10/2022	711180	DELL MARKETING LP	\$1,472.02
11/10/2022	711181	DOMINICS PIZZA & JO JO'S BAR	\$215.95
11/10/2022	711182	DRAMATISTS PLAY SERVICE	\$20.50
11/10/2022	711183	DYLAN SHELTON	\$1,065.00
11/10/2022	711184	ETIENNE MASSICOTTE	\$70.00
11/10/2022	711185	FASTSIGNS #222901	\$245.00
11/10/2022	711186	FEDERAL EXPRESS CORP	\$26.51
11/10/2022	711187	GORDON FOOD SERVICE	\$403.87
11/10/2022	711188	GRAINGER SUPPLY CO	\$229.12
11/10/2022	711189	HARRISON FORD INC	\$2,009.85
11/10/2022	711190	HERSHEY CREAMERY CO	\$2,335.69
11/10/2022	711191	HSH CONSTRUCTION & EXCAVATING, INC.	\$2,700.00
11/10/2022	711192	INDA BLATCH-GEIB	\$1,000.00
11/10/2022	711193	JOHNSTONE SUPPLY	\$76.77
11/10/2022	711194	JOSTENS INC	\$4,239.95
11/10/2022	711195	LODI LUMBER CO	\$24.85
11/10/2022	711196	MACGILL DISCOUNT NURSE SUPPLY	\$204.72

Medina City Schools Check Register For November 2022

12/8/22

11:44 AM

Check Date	Check Number	Vendor Name	Transaction Amount
11/10/2022	711197	MACKIN BOOK COMPANY	\$1,431.41
11/10/2022	711198	MACK'S INC.	\$805.60
11/10/2022	711199	MARTIN PUBLIC SEATING LLC	\$15,130.97
11/10/2022	711200	OHIO MATHEMATICS LEAGUE/MATH LEAGUE	\$90.00
11/10/2022	711201	MCS FOOD SERVICE DEPT.	\$881.11
11/10/2022	711202	MEDINA CITY SCHOOLS - BUSINESS DEPT	\$1,139.88
11/10/2022	711203	MEDINA CITY SCHOOLS -TRANSPORTATION	\$742.24
11/10/2022	711204	MEDINA HARDWARE INC	\$13.15
11/10/2022	711205	MINUTEMAN PRESS	\$96.90
11/10/2022	711206	ZIP MEDICAL SUPPLIES, LLC.	\$2,181.39
11/10/2022	711207	MONTVILLE POLICE DEPARTMENT	\$598.00
11/10/2022	711208	ALFRED NICKLES BAKERY INC	\$68.88
11/10/2022	711209	OHIO ASSOC. FOR GIFTED CHILDREN	\$1,955.00
11/10/2022	711210	OHIO ASSOC OF STUDENT LEADERS	\$300.00
11/10/2022	711211	OHIO DEPT OF JOB &	\$3,691.12
11/10/2022	711212	OHIO EDISON COMPANY	\$53,361.66
11/10/2022	711213	OHIO SCHOOL BOARDS ASSOC	\$120.00
11/10/2022	711214	OTC BRANDS INC	\$102.51
11/10/2022	711215	P & A ADMINISTRATIVE SERVICES	\$410.70
11/10/2022	711216	RUMPKE OF OHIO INC	\$1,523.28
11/10/2022	711217	SARGENT-WELCH LLC	\$586.78
11/10/2022	711218	SC STRATEGIC SOLUTIONS LLC	\$7,995.00
11/10/2022	711219	SCOTT MOATS CONSTRUCTION SERV	\$245.00
11/10/2022	711220	SHIFFLER EQUIPMENT SALES INC	\$788.12
11/10/2022	711221	STANDARD WELDING & STEEL PRODUCTS	\$3,000.00
11/10/2022	711222	STAPLES INC	\$44.32
11/10/2022	711223	STERLING PAPER CO	\$27,370.90
11/10/2022	711224	TAYLOR CONSULTING GROUP	\$10,849.65
11/10/2022	711225	THE BOOMERANG PROJECT	\$6,490.00
11/10/2022	711226	THE GROOVY GARFOOSE	\$910.00
11/10/2022	711227	US BANK EQUIPMENT FINANCE	\$400.00
11/10/2022	711228	WESTLAKE HIGH SCHOOL	\$90.00
11/10/2022	711229	WORLD TRUCK TOWING & RECOVERY, INC.	\$475.00

Medina City Schools

Check Register For

November 2022

12/8/22

11:44 AM

Check Date	Check Number	Vendor Name	Transaction Amount
11/10/2022	711230	ZEP SALES & SERVICE	\$287.83
11/10/2022	V711130	AMAZON.COM	\$5,287.85
11/10/2022	V711131	ANTHONY BELSITO	\$1,100.00
11/10/2022	V711132	PAUL H. BROOKES PUBLISHING CO. INC.	\$115.50
11/10/2022	V711133	CDWG	\$971.46
11/10/2022	V711134	CROSS THREAD SOLUTIONS LLC	\$220.75
11/10/2022	V711135	DYNAMERICAN INC.	\$2,000.00
11/10/2022	V711136	ENTERPRISE FM TRUST	\$6,310.75
11/10/2022	V711137	ENVIRONMENTAL DESIGN GROUP, LLC.	\$3,614.20
11/10/2022	V711138	GABRIELE KNAFLICH	\$1,680.00
11/10/2022	V711139	DEVAN KEITH HOVANETZ	\$111.25
11/10/2022	V711140	JOURNEYED.COM INC	\$2,449.00
11/10/2022	V711141	KELE, INC.	\$110.92
11/10/2022	V711142	KIM HALLOCK	\$461.25
11/10/2022	V711143	JEFFREY D KOLO	\$56.20
11/10/2022	V711144	LISA ROSE MALBIN	\$22.76
11/10/2022	V711145	MEDCO SUPPLY	\$1,336.44
11/10/2022	V711146	MICHAEL L WESNER	\$2,443.87
11/10/2022	V711147	MUSIC AND ARTS	\$125.00
11/10/2022	V711148	ALEXANDRA H MUSSELMAN	\$37.63
11/10/2022	V711149	NICHOLAS BRANDON MACLARREN	\$120.00
11/10/2022	V711150	ORLO AUTO PARTS INC	\$80.08
11/10/2022	V711151	SCHOOL SPECIALTY, LLC.	\$67.04
11/10/2022	V711152	SECURLY INC	\$63,393.30
11/10/2022	V711153	ANGELA RAE SELLARS	\$173.75
11/10/2022	V711154	SHELLEY A. MACK	\$1,050.00
11/10/2022	V711155	SPHERO INC	\$3,032.58
11/10/2022	V711156	SPORTSWORLD	\$594.00
11/10/2022	V711157	TARA LOCHER	\$260.00
11/10/2022	V711158	ELISA TEDONA	\$669.79
11/10/2022	V711159	THE NEW YORK TIMES COMPANY	\$2,184.00
11/10/2022	V711160	WEST MUSIC COMPANY INC	\$428.82
11/10/2022	V711232	CINTAS CORPORATION (V-CARD)	\$1,338.75

Medina City Schools

Check Register For

November 2022

12/8/22

11:44 AM

Check Date	Check Number	Vendor Name	Transaction Amount
11/10/2022	V711233	HOUGHTON MIFFLIN HARCOURT (V-CARD)	\$1,263.82
11/10/2022	V711234	POINT SPRING & DRIVESHAFT (V-CARD)	\$830.94
11/10/2022	V712488	MEMO-CAPITAL ONE	\$37,100.07
11/10/2022	V713461	OHIO DEPT OF ED - MEMO CK	\$13,910.12
11/10/2022 - Total			\$401,753.68
11/14/2022	V711258	MEMO MET LIFE INSURANCE	\$3,570.00
11/14/2022	V711259	MEMO - MEDICAL MUTUAL	\$292,963.75
11/14/2022 - Total			\$296,533.75
11/17/2022	712303	A&N RESTAURANT EQUIPMENT	\$1,736.80
11/17/2022	712304	ADVANCE AUTO PARTS	\$343.43
11/17/2022	712305	AMPLIFIED IT LLC	\$7,300.00
11/17/2022	712306	ANTHONY ALASSAF	\$25.00
11/17/2022	712307	AQUACLEAR	\$83.85
11/17/2022	712308	ARMSTRONG UTILITIES INC.	\$149.95
11/17/2022	712309	AUDITOR OF STATE'S OFFICE	\$1,869.00
11/17/2022	712310	BARNES & NOBLE BOOKSELLERS	\$115.85
11/17/2022	712311	BELLEFAIRE JEWISH CHILDREN'S	\$7,402.20
11/17/2022	712312	NEW DAIRY HOLDCO, LLC.	\$2,830.82
11/17/2022	712313	BUEHLER'S FRESH FOODS	\$31.43
11/17/2022	712314	CAFETERIA-PEPSI COLA ORDERS	\$208.73
11/17/2022	712315	CALEB MILLER	\$50.00
11/17/2022	712316	CARDINAL BUS SALES & SERV INC	\$2,107.90
11/17/2022	712317	CAROLINA BIOLOGICAL SUPPLY CO.	\$405.88
11/17/2022	712318	CHRISTIAN CHILDREN'S HOME OF OHIO	\$4,000.00
11/17/2022	712319	CLAIRE MICHELLE BRILL	\$731.25
11/17/2022	712320	CLEVELAND PLUMBING SUPPLY CO.	\$64.29
11/17/2022	712321	COLTON WILMOTH	\$100.00
11/17/2022	712322	COLUMBIA GAS OF OHIO INC	\$5,888.33
11/17/2022	712323	CUMMINS SALES AND SERVICE	\$538.30
11/17/2022	712324	DATA RECOGNITION CORP.	\$2,449.60
11/17/2022	712325	DELL MARKETING LP	\$1,190.49
11/17/2022	712326	DEX IMAGING LLC	\$5,000.00
11/17/2022	712327	EASTERN OHIO NSDA	\$50.00

Medina City Schools

Check Register For

November 2022

12/8/22

11:44 AM

Check Date	Check Number	Vendor Name	Transaction Amount
11/17/2022	712328	EDUCATION ASSOCIATES, INC.	\$76,500.00
11/17/2022	712329	ELECTRICAL APPLIANCE REPAIR	\$474.70
11/17/2022	712330	EMMA KOEHLER	\$100.00
11/17/2022	712331	ESC OF MEDINA COUNTY	\$3,904.82
11/17/2022	712332	ETIENNE MASSICOTTE	\$70.00
11/17/2022	712333	GCL EDUCATION SERVICES LLC.	\$990.00
11/17/2022	712334	GIANNA PEPPEARD	\$25.00
11/17/2022	712335	GIONINO'S PIZZERIA	\$94.00
11/17/2022	712336	GLENOAK HIGH SCHOOL	\$40.00
11/17/2022	712337	GORDON FOOD SERVICE	\$200.12
11/17/2022	712338	GREAT LAKES BIOMEDICAL LLC	\$391.00
11/17/2022	712339	MEDINA AREA CHAMBER OF COMMERCE	\$585.00
11/17/2022	712340	HARRISON FORD INC	\$300.00
11/17/2022	712341	HEALTHCARE BILLING SERVICES	\$142.75
11/17/2022	712342	HERSHEY CREAMERY CO	\$2,009.04
11/17/2022	712343	HIGHLAND LOCAL SCHOOLS	\$225.00
11/17/2022	712344	HOME DEPOT CREDIT SERVICES	\$993.65
11/17/2022	712345	ISABELLA MARZANO	\$25.00
11/17/2022	712346	ISABELLA STROPKO	\$100.00
11/17/2022	712347	JW PEPPER & SON, INC.	\$637.95
11/17/2022	712348	KINGS III EMERGENCY COMMUNICATIONS	\$1,556.97
11/17/2022	712349	LEARNING WITHOUT TEARS	\$795.00
11/17/2022	712350	LEARNWELL	\$59.85
11/17/2022	712351	LINCOLN MARKS	\$10.00
11/17/2022	712352	MACKIN BOOK COMPANY	\$1,513.45
11/17/2022	712353	MADDISON BRADWAY	\$10.00
11/17/2022	712354	MAGICAL THEATRE COMPANY	\$426.00
11/17/2022	712355	MALLEY'S CHOCOLATES	\$3,852.00
11/17/2022	712356	MATH LEARNING CENTER	\$3,745.00
11/17/2022	712357	MEDINA CITY SCHOOLS	\$697.31
11/17/2022	712358	MEDINA COUNTY BOARD OF DD.	\$6,298.50
11/17/2022	712359	MEDINA HARDWARE INC	\$158.43
11/17/2022	712360	MENTOR SCIENCE OLYMPIAD	\$90.00

Medina City Schools

Check Register For November 2022

12/8/22

11:44 AM

Check Date	Check Number	Vendor Name	Transaction Amount
11/17/2022	712361	MIA SPATARO	\$10.00
11/17/2022	712362	MUSIC THEATRE INTERNATIONAL	\$1,063.00
11/17/2022	712363	ALFRED NICKLES BAKERY INC	\$1,570.07
11/17/2022	712364	OHIO EDISON COMPANY	\$408.74
11/17/2022	712365	OHIO EDUCATIONAL OUTREACH F.	\$200.00
11/17/2022	712366	OHIO HIGH SCHOOL SPEECH LEAGUE	\$50.00
11/17/2022	712367	OMLA	\$250.00
11/17/2022	712368	P & A ADMINISTRATIVE SERVICES	\$168.00
11/17/2022	712369	PERRY LOCAL SCHOOLS	\$144.00
11/17/2022	712370	PEYTON CHURA	\$50.00
11/17/2022	712371	PRINCETON DEBATE PANEL	\$1,365.00
11/17/2022	712372	RAIMONDO DIFRANCO	\$50.00
11/17/2022	712373	READ TO THEM INC	\$1,514.25
11/17/2022	712374	ROWLEYS WHOLESALE	\$507.50
11/17/2022	712375	SCHOLASTIC BOOK FAIRS	\$3,842.16
11/17/2022	712376	SCHOLASTIC INC	\$74.85
11/17/2022	712377	DF SUPPLY, INC.	\$380.04
11/17/2022	712378	STEPHANIE M. BOWLIN	\$381.25
11/17/2022	712379	SMITH BROTHERS INC.	\$120.00
11/17/2022	712380	STAPLES INC	\$79.12
11/17/2022	712381	TALBERT'S COMMERCIAL PRODUCTS	\$265.26
11/17/2022	712382	TRACY BROWN	\$140.00
11/17/2022	712383	TRECA DIGITAL ACADEMY	\$13,056.82
11/17/2022	712384	UNIVERSAL INDUSTRIAL SUPPLY, INC.	\$1,041.56
11/17/2022	712385	VALERIE PURTILO	\$1,207.50
11/17/2022	712386	VERIZON WIRELESS	\$82.74
11/17/2022	712387	WARD'S SCIENCE	\$448.16
11/17/2022	712388	WILLIAM D. COOK CO. INC.	\$577.00
11/17/2022	712389	WOLFF BROS. SUPPLY INC.	\$204.10
11/17/2022	712390	WRAPAROUND EXPERTS, LLC	\$4,840.00
11/17/2022	712391	XEROX FINANCIAL SERVICES LLC	\$11,517.00
11/17/2022	V712258	CINTAS CORPORATION (V-CARD)	\$531.36
11/17/2022	V712259	ACHIEVEMENT ADVANTAGE	\$2,700.00

Medina City Schools

Check Register For

November 2022

12/8/22

11:44 AM

Check Date	Check Number	Vendor Name	Transaction Amount
11/17/2022	V712260	AIRGAS USA LLC	\$27.54
11/17/2022	V712262	AMAZON.COM	\$4,498.11
11/17/2022	V712263	ANTHONY BELSITO	\$530.00
11/17/2022	V712264	BAUMSPAGE.COM, LLC	\$14.00
11/17/2022	V712265	BLICK ART MATERIALS LLC	\$212.98
11/17/2022	V712266	ANDREW L BRENNER	\$75.38
11/17/2022	V712267	BSN SPORTS LLC	\$1,783.22
11/17/2022	V712268	CDWG	\$514.50
11/17/2022	V712269	CLEVELAND CLINIC CENTER	\$31,184.16
11/17/2022	V712270	DE LAGE LANDEN FINANCIAL	\$1,656.08
11/17/2022	V712271	EMILY ANN DEMETRIADES	\$26.75
11/17/2022	V712272	EASY GRAPHICS CORP	\$549.00
11/17/2022	V712273	TIFFANY IRENE EMERSON-KOSMAN	\$257.50
11/17/2022	V712274	GOPHER SPORT	\$328.81
11/17/2022	V712275	JOSHEN PAPER & PACKAGING CO.	\$679.09
11/17/2022	V712276	KELE, INC.	\$192.82
11/17/2022	V712277	LLA THERAPY, LLC.	\$34,128.25
11/17/2022	V712278	LORI S KELLY	\$2,449.00
11/17/2022	V712279	MCMASTER-CARR SUPPLY COMPANY	\$173.35
11/17/2022	V712280	MICHAEL L WESNER	\$2,529.75
11/17/2022	V712281	ANGELA LYNN MORMAN	\$34.38
11/17/2022	V712282	MUSIC AND ARTS	\$172.50
11/17/2022	V712283	NICHOLAS BRANDON MACLARREN	\$540.00
11/17/2022	V712284	ORLO AUTO PARTS INC	\$215.87
11/17/2022	V712285	PAYSCHOOLS	\$75.00
11/17/2022	V712286	QUILL CORPORATION	\$725.60
11/17/2022	V712287	DAVID W RAINS	\$1.63
11/17/2022	V712288	REDTREE INVESTMENT GROUP	\$1,521.91
11/17/2022	V712289	SAVVAS LEARNING COMPANY LLC	\$699.30
11/17/2022	V712290	SCHOOL SPECIALTY, LLC.	\$230.50
11/17/2022	V712291	VANESSA M SHRIVER	\$131.25
11/17/2022	V712292	DANIEL JOSEPH SMITH	\$21.13
11/17/2022	V712293	LAUREN CONSOLO SMITH	\$42.89

Medina City Schools Check Register For November 2022

12/8/22

11:44 AM

Check Date	Check Number	Vendor Name	Transaction Amount
11/17/2022	V712294	THINK SOCIAL PUBLISHING, INC	\$362.67
11/17/2022	V712295	SPORTSWORLD	\$5,148.42
11/17/2022	V712296	SARAH E STEVENS	\$15.48
11/17/2022	V712297	TRACI N SWANTEK	\$42.88
11/17/2022	V712298	TARA LOCHER	\$320.00
11/17/2022	V712299	TRANSPORTATION ACCESSORIES CO, INC.	\$153.98
11/17/2022	V712300	USA CUSTOM APPAREL LLC	\$1,363.50
11/17/2022	V712301	VINSON GROUP LLC	\$2,575.00
11/17/2022	V712302	SUSAN D VIZER	\$50.99
11/17/2022	V712392	GORDON FOOD SERVICE	\$10,509.06
11/17/2022 - Total			\$307,297.35
11/18/2022	712225	CENTRAL COLLECTION AGENCY	\$56.38
11/18/2022	712226	CITY OF AKRON	\$145.90
11/18/2022	712227	CITY OF BRUNSWICK	\$111.93
11/18/2022	712228	R.I.T.A.	\$27,099.06
11/18/2022	712232	CENTRAL COLLECTION AGENCY	\$55.76
11/18/2022	712233	CITY OF AKRON	\$145.52
11/18/2022	712234	CITY OF BRUNSWICK	\$112.93
11/18/2022	712235	F.C.P.E	\$143.00
11/18/2022	712236	KIDS FIRST	\$12.00
11/18/2022	712237	OAPSE	\$4,417.43
11/18/2022	712238	KEITH L RUCINSKI, CHAPTER 13 TRSTEE	\$1,638.00
11/18/2022	712239	OHIO EDUCATION ASSOCIATION	\$360.49
11/18/2022	712240	PEOPLE QUALIFIED COMMITTEE	\$23.12
11/18/2022	712241	R.I.T.A.	\$27,247.25
11/18/2022	V712229	MEMO MET LIFE INSURANCE	\$5,080.56
11/18/2022	V712230	SCHOOL DISTRICT INCOME TAX	\$1,921.60
11/18/2022	V712231	WORKERS COMP MEMO	\$6,499.56
11/18/2022	V712242	MEMO-FLEXSAVE	\$12,399.81
11/18/2022	V712243	MEDINA CITY SCHOOLS FOUNDATION	\$69.00
11/18/2022	V712244	MEDINA CITY TEACHERS ASSOC	\$39,131.90
11/18/2022	V712245	MEMO - SERS - BOARD	\$64,204.21
11/18/2022	V712246	MEMO - STRS - BOARD	\$251,241.95

Medina City Schools Check Register For November 2022

12/8/22

11:44 AM

Check Date	Check Number	Vendor Name	Transaction Amount
11/18/2022	V712247	MEMO -EFTPS - TAXES	\$264,092.14
11/18/2022	V712248	MEMO -MEDINA CITY SCHOOLS	\$471,838.84
11/18/2022	V712249	MEMO --S E R S - EMPLOYEE	\$46,357.62
11/18/2022	V712250	MEMO --S T R S - EMPLOYEE	\$262,763.25
11/18/2022	V712251	OHIO BUSINESS GATEWAY	\$51,590.53
11/18/2022	V712252	OHIO CHILD SUPPORT PAYMENT CENTRAL	\$544.08
11/18/2022	V712253	MEMO - OMNI	\$44,998.21
11/18/2022	V712254	SCHOOL DISTRICT INCOME TAX	\$1,834.10
11/18/2022	V712255	TRUSTMARK VOLUNTARY BENEFITS	\$1,811.46
11/18/2022	V712256	UNITED WAY MEDINA & SUMMIT CO	\$93.16
11/18/2022	V712257	WORKERS COMP MEMO	\$6,476.31
11/18/2022 - Total			\$1,594,517.06
11/21/2022	V712393	MEMO - MEDICAL MUTUAL	\$121,958.45
11/21/2022 - Total			\$121,958.45
11/23/2022	V712394	GORDON FOOD SERVICE	\$9,598.27
11/23/2022 - Total			\$9,598.27
11/25/2022	V713462	OHIO DEPT OF ED - MEMO CK	\$13,910.13
11/25/2022 - Total			\$13,910.13
11/28/2022	V712493	SYSCO CLEVELAND INC	\$63,284.37
11/28/2022 - Total			\$63,284.37
11/29/2022	712434	ARMSTRONG UTILITIES INC.	\$414.12
11/29/2022	712435	NEW DAIRY HOLDCO, LLC.	\$2,391.68
11/29/2022	712436	BORGMAN ATHLETICS GROUP LLC	\$1,650.00
11/29/2022	712437	BOWLIFI	\$148.55
11/29/2022	712438	BUZZARD TOOLS LLC	\$509.99
11/29/2022	712439	CAFETERIA-PEPSI COLA ORDERS	\$542.27
11/29/2022	712440	CENTERRA CO-OP	\$38,289.81
11/29/2022	712441	CLEVELAND COMMUNICATIONS INC	\$11,430.20
11/29/2022	712442	CLEVELAND VICON COMPANY INC	\$152.00
11/29/2022	712443	COCA COLA BOTTLING CO CSLDT	\$692.10
11/29/2022	712444	COLUMBIA GAS OF OHIO INC	\$47.12
11/29/2022	712445	GRANDALL COMPANY INC	\$386.85
11/29/2022	712446	CRISIS PREVENTON INST INC.	\$400.00

Medina City Schools

Check Register For November 2022

12/8/22

11:44 AM

Check Date	Check Number	Vendor Name	Transaction Amount
11/29/2022	712447	CUMMINS SALES AND SERVICE	\$32.85
11/29/2022	712448	MEDINA COUNTY BOARD OF EDUCATION	\$102.36
11/29/2022	712449	FREEDOM FLIGHT MODELS	\$134.00
11/29/2022	712450	FRONTIER NORTH INC	\$4,422.16
11/29/2022	712451	GIONINO'S PIZZERIA	\$94.00
11/29/2022	712452	GORDON FOOD SERVICE	\$533.98
11/29/2022	712453	INNOVATIVE SOLUTIONS DISTRIBUTION	\$2,105.00
11/29/2022	712454	JW PEPPER & SON, INC.	\$389.07
11/29/2022	712455	KT CUSTOM BARNS LLC	\$5,360.00
11/29/2022	712456	LAKE ERIE ELECTRIC INC	\$13,800.00
11/29/2022	712457	LAKESHORE EQUIPMENT COMPANY	\$107.22
11/29/2022	712458	LEARNWELL	\$70.00
11/29/2022	712459	MACKIN BOOK COMPANY	\$453.23
11/29/2022	712460	MCS FOOD SERVICE DEPT.	\$85.25
11/29/2022	712461	MEDINA MANAGEMENT COMPANY, LLC.	\$462.60
11/29/2022	712462	MEDINA COUNTY SANITARY	\$9,343.33
11/29/2022	712463	MIDLAND HARDWARE COMPANY	\$447.00
11/29/2022	712464	MONTVILLE POLICE DEPARTMENT	\$96.00
11/29/2022	712465	ALFRED NICKLES BAKERY INC	\$44.10
11/29/2022	712466	OASBO - FIVE COUNTY	\$100.00
11/29/2022	712467	OHIO EDISON COMPANY	\$16,033.36
11/29/2022	712468	OTC BRANDS INC	\$18.11
11/29/2022	712469	PIPERS KEY	\$348.80
11/29/2022	712470	SC STRATEGIC SOLUTIONS LLC	\$2,208.08
11/29/2022	712471	SCHOLASTIC BOOK CLUBS INC	\$236.00
11/29/2022	712472	SCHOLASTIC BOOK FAIRS	\$4,248.66
11/29/2022	712473	SCHOLASTIC INC	\$613.00
11/29/2022	712474	SMETZER'S TIRE CENTER INC.	\$2,820.50
11/29/2022	712475	SERVICE STATION EQUIP. CO.INC	\$13,890.00
11/29/2022	712476	STACY MOORMAN	\$35.00
11/29/2022	712477	SUBURBAN SCHOOL TRANSPORTATION	\$83,414.56
11/29/2022	712478	TALBERT'S COMMERCIAL PRODUCTS	\$285.56
11/29/2022	712479	UNITY SCHOOL BUS PARTS INC.	\$189.95

Medina City Schools

Check Register For

November 2022

12/8/22

11:44 AM

Check Date	Check Number	Vendor Name	Transaction Amount
11/29/2022	V712395	CINTAS CORPORATION (V-CARD)	\$60.11
11/29/2022	V712396	ABC THERAPY, LTD	\$21,399.00
11/29/2022	V712397	ALAN T ROLAND	\$120.00
11/29/2022	V712398	MINDAN J ALT	\$95.25
11/29/2022	V712400	AMAZON.COM	\$2,847.96
11/29/2022	V712401	BLICK ART MATERIALS LLC	\$545.22
11/29/2022	V712402	CHRISTIA MATTEY	\$2,430.00
11/29/2022	V712403	CPM EDUCATIONAL PROGRAM	\$225.00
11/29/2022	V712404	CROSS THREAD SOLUTIONS LLC	\$78.00
11/29/2022	V712405	DAKTRONICS, INC.	\$1,225.00
11/29/2022	V712406	EASY GRAPHICS CORP	\$9,750.00
11/29/2022	V712407	TIFFANY IRENE EMERSON-KOSMAN	\$36.50
11/29/2022	V712408	RACHAEL L FOLKMAN	\$127.50
11/29/2022	V712409	CHRISTINA R HAMMAN	\$143.75
11/29/2022	V712410	CHRISTOPHER N HASSINGER	\$436.75
11/29/2022	V712411	THERESA JENNIFER HORTON	\$137.25
11/29/2022	V712412	HUBERT COMPANY LLC	\$98.47
11/29/2022	V712413	JOSHEN PAPER & PACKAGING CO.	\$1,087.34
11/29/2022	V712414	LEXIA LEARNING SYSTEMS LLC	\$59.00
11/29/2022	V712415	LORI S KELLY	\$1,736.00
11/29/2022	V712416	MCMASTER-CARR SUPPLY COMPANY	\$25.94
11/29/2022	V712417	MEDCO SUPPLY	\$106.90
11/29/2022	V712418	MUSIC AND ARTS	\$133.09
11/29/2022	V712419	NCS PEARSON, INC.	\$512.88
11/29/2022	V712420	NICHOLAS BRANDON MACLARREN	\$440.00
11/29/2022	V712421	ORLO AUTO PARTS INC	\$75.36
11/29/2022	V712422	PSI AFFILIATES INC.	\$15,561.86
11/29/2022	V712423	QUILL CORPORATION	\$355.81
11/29/2022	V712424	REINHARDT SUPPLY COMPANY	\$1,961.34
11/29/2022	V712425	SAVVAS LEARNING COMPANY LLC	\$570.24
11/29/2022	V712426	DANIEL A SCHNEIDER	\$132.50
11/29/2022	V712427	SCHOOL SPECIALTY, LLC.	\$74.66
11/29/2022	V712428	STANTON'S SHEET MUSIC INC	\$55.45

Medina City Schools

Check Register For

November 2022

12/8/22

11:44 AM

Check Date	Check Number	Vendor Name	Transaction Amount
11/29/2022	V712429	SUMMIT COUNTY ESC	\$50.00
11/29/2022	V712430	TRACI N SWANTEK	\$143.75
11/29/2022	V712431	TECHNOLOGY ENGINEERING GROUP, LLC	\$9,572.50
11/29/2022	V712432	USA MOBILE DRUG TESTING	\$80.00
11/29/2022	V712433	WATERLOGIC AMERICAS LLC	\$59.95
11/29/2022	V712494	MEMO - MEDICAL MUTUAL	\$184,026.46
11/29/2022 - Total			\$476,155.21
11/30/2022	713463	GREG GOLDMEIER	\$500.00
11/30/2022	V712489	NEW DAIRY HOLDCO, LLC.	\$914.85
11/30/2022	V712490	NEUHAUS EDUCATION CENTER	\$75.00
11/30/2022	V713459	GORDON FOOD SERVICE	\$4,777.29
11/30/2022	V713464	MEMO - P & A ADMINISTRATIVE	\$23,686.35
11/30/2022	V713465	MEMO - BUREAU WORK COMP	\$26,254.77
11/30/2022	V713467	MEMO MET LIFE INSURANCE	\$33.26
11/30/2022	V713468	MEMO - BANK OF NEW YORK	\$1,349,568.75
11/30/2022	V713469	MEMO MET LIFE INSURANCE	\$48,837.82
11/30/2022 - Total			\$1,454,648.09
Overall - Total			\$6,479,996.33

Fiscal Year	Fund - Expender	Function First Two Digits	Fiscal Year Budgeted Amount	% Expended	Fiscal Year Expense Amount	Fiscal Year Encumbrance Amount	Balance
23	0249002	0000	\$626.00	0	\$0.00	\$0.00	\$626.00
23	0189303	0000	\$0.00		\$1,928.24	\$0.00	(\$1,928.24)
23	0189901	1100	\$0.00		\$0.00	\$0.00	\$0.00
23	0010000	1100	\$1,471,981.85	0.00434865	\$6,401.13	\$0.00	\$1,465,580.72
23	0189130	1100	\$5,900.00	0.08252373	\$486.89	\$1,822.90	\$3,590.21
23	0099170	1100	\$13,871.00	0.6362281	\$8,825.12	\$1,724.83	\$3,321.05
23	0160000	1100	\$3,873,124.00	0.37731717	\$1,461,396.18	\$0.00	\$2,411,727.82
23	0099110	1100	\$6,017.00	0.34389121	\$2,067.99	\$984.45	\$2,964.56
23	0189110	1100	\$500.00	0	\$0.00	\$200.00	\$300.00
23	0189170	1100	\$20,000.00	0.045681	\$913.62	\$5,000.00	\$14,086.38
23	0199181	1100	\$0.00		\$0.00	\$0.00	\$0.00
23	0199513	1100	\$0.00		\$0.00	\$0.00	\$0.00
23	0189140	1100	\$8,000.00	0.1965475	\$1,572.38	\$1,287.12	\$5,140.50
23	0099130	1100	\$11,706.00	0.75740219	\$8,866.15	\$1,137.27	\$1,702.58
23	0099180	1100	\$12,458.00	0.64425026	\$8,026.07	\$1,591.42	\$2,840.51
23	0189180	1100	\$0.00		\$1,239.75	\$0.00	(\$1,239.75)
23	0199715	1100	\$0.00		\$0.00	\$0.00	\$0.00
23	0099120	1100	\$10,533.00	0.62951201	\$6,630.65	\$925.45	\$2,976.90
23	0010000	1100	\$18,105,516.63	0.34628514	\$6,269,671.30	\$27,713.09	\$11,808,132.24
23	0099000	1100	\$28,974.00	-0.99854283	(\$28,931.78)	\$0.00	\$57,905.78
23	0099140	1100	\$10,082.00	0.62635092	\$6,314.87	\$1,230.49	\$2,536.64
23	0099160	1100	\$12,319.00	0.56849095	\$7,003.24	\$1,568.82	\$3,746.94
23	0161000	1100	\$302,635.00	0.47611205	\$144,088.17	\$0.00	\$158,546.83
23	0189160	1100	\$0.00		\$0.00	\$0.00	\$0.00
23	0099200	1100	\$23,620.50	0.67653013	\$15,979.98	\$4,358.40	\$3,282.12
23	0099210	1100	\$22,255.50	0.46365213	\$10,318.81	\$9,172.14	\$2,764.55
23	0189210	1100	\$0.00		\$0.00	\$0.00	\$0.00
23	0010000	1100	\$8,676,117.72	0.51774916	\$4,492,052.69	\$30,558.04	\$4,153,506.99
23	0099000	1100	\$6,345.00	0	\$0.00	\$0.00	\$6,345.00
23	0160000	1100	\$171,335.00	0.44089526	\$75,540.79	\$0.00	\$95,794.21
23	0099300	1100	\$99,821.12	0.38015963	\$37,947.96	\$37,278.16	\$24,595.08
23	0189302	1100	\$47,000.00	0.12313021	\$5,787.12	\$29,978.88	\$11,234.00
23	0010000	1100	\$10,688,477.50	0.41088006	\$4,391,682.24	\$55,432.22	\$6,241,363.04
23	0160000	1100	\$139,699.00	1.62753549	\$227,365.08	\$0.00	(\$87,666.08)
23	0161000	1100	\$8,362.00	0	\$0.00	\$0.00	\$8,362.00
23	0189307	1100	\$4,459.00	0.13065261	\$582.58	\$2,587.32	\$1,289.10
23	0010000	1100	\$50,358.76	0.1576121	\$7,937.15	\$22,421.61	\$20,000.00
23	0010000	1100	\$137,339.00	0.35480555	\$48,728.64	\$49,529.49	\$39,080.87
23	5879023	1100	\$0.00		\$0.00	\$0.00	\$0.00
23	0149016	1100	\$258,699.00	0.46600045	\$120,553.85	\$0.00	\$138,145.15
23	5729123	1100	\$80,046.45	0.14379338	\$11,510.15	\$10,586.86	\$57,949.44
23	5729122	1100	\$183,652.42	0.44173603	\$81,125.89	\$0.00	\$102,526.53
23	5729221	1100	\$0.00		\$0.00	\$0.00	\$0.00
23	5729121	1100	\$0.00		\$0.00	\$0.00	\$0.00
23	5849023	1100	\$13,108.80	0.3096439	\$4,059.06	\$9,049.74	\$0.00
23	5079021	1100	\$0.00		\$0.00	\$0.00	\$0.00
23	5849022	1100	\$30,773.37	0.63250954	\$19,464.45	\$0.00	\$11,308.92
23	5079121	1100	\$773.57	0	\$0.00	\$0.00	\$773.57
23	5079022	1100	\$579,080.71	0.39309201	\$227,632.00	\$30,183.93	\$321,264.78
23	0010000	1100	\$52,184.00	0.17128507	\$8,938.34	\$17,105.66	\$26,140.00
23	5999021	1100	\$0.00		\$0.00	\$0.00	\$0.00
23	0189305	1100	\$0.00		\$0.00	\$0.00	\$0.00
23	0160000	1200	\$282,763.00	0	\$0.00	\$0.00	\$282,763.00
23	0161000	1200	\$293,651.00	0.45810101	\$134,521.82	\$0.00	\$159,129.18
23	0010000	1200	\$510,157.00	0.48621489	\$248,045.93	\$3,122.24	\$258,988.83
23	0010000	1200	\$60,000.00	0.20451	\$12,270.60	\$16,320.75	\$31,408.65
23	5169021	1200	\$0.00		\$0.00	\$0.00	\$0.00
23	5169022	1200	\$81,824.61	1.42638003	\$116,712.99	\$0.00	(\$34,888.38)
23	0010000	1200	\$711,748.00	0.52871782	\$376,313.85	\$0.00	\$335,434.15
23	5519123	1200	\$6,746.37	0	\$0.00	\$0.00	\$6,746.37
23	5169023	1200	\$650,327.87	0.26616122	\$173,092.06	\$0.00	\$477,235.81
23	5879122	1200	\$16,204.57	0	\$0.00	\$0.00	\$16,204.57
23	0160000	1200	\$177,140.00	0.82663357	\$146,429.87	\$0.00	\$30,710.13
23	5169122	1200	\$248,308.53	0	\$0.00	\$0.00	\$248,308.53
23	5519122	1200	\$761.55	1.2100453	\$921.51	\$0.00	(\$159.96)
23	0010000	1200	\$463,439.00	0.46107382	\$213,679.59	\$0.00	\$249,759.41
23	0149116	1200	\$253,004.00	0.43621346	\$110,363.75	\$0.00	\$142,640.25
23	0010000	1200	\$0.00		\$0.00	\$0.00	\$0.00
23	0010000	1200	\$2,302,445.61	0.47087301	\$1,084,159.50	\$0.00	\$1,218,286.11
23	0010000	1200	\$205,165.00	0	\$0.00	\$0.00	\$205,165.00
23	5169021	1200	\$0.00		\$0.00	\$0.00	\$0.00
23	0010000	1200	\$2,548,981.63	0.08501283	\$216,696.13	\$0.00	\$2,332,285.50
23	0160000	1200	\$47,319.00	0.34461865	\$16,307.01	\$0.00	\$31,011.99
23	5169022	1200	\$32,375.15	1.34779113	\$43,634.94	\$0.00	(\$11,259.79)
23	5169023	1200	\$358,483.47	0.17876997	\$64,086.08	\$0.00	\$294,397.39
23	0010000	1200	\$689,962.00	0.33284781	\$229,652.34	\$0.00	\$460,309.66
23	0010000	1200	\$1,000.00	0	\$0.00	\$0.00	\$1,000.00
23	0149116	1200	\$216,080.00	0.43276115	\$93,511.03	\$0.00	\$122,568.97
23	0010000	1200	\$413,556.00	0.57911117	\$239,494.90	\$0.00	\$174,061.10
23	0010000	1200	\$0.00		\$0.00	\$0.00	\$0.00
23	0010000	1200	\$1,941,142.00	0.44088478	\$855,819.96	\$0.00	\$1,085,322.04
23	0010000	1200	\$25,000.00	0	\$0.00	\$0.00	\$25,000.00
23	0010000	1200	\$212,633.00	0.48803163	\$103,771.63	\$900.00	\$107,961.37
23	5519121	1200	\$0.00		\$0.00	\$0.00	\$0.00
23	5729022	1200	\$57,260.44	1.44042204	\$82,479.20	\$0.00	(\$25,218.76)
23	5909022	1200	\$14,864.71	1.49291174	\$22,191.70	\$0.00	(\$7,326.99)
23	0010000	1200	\$308,169.00	0.57093335	\$175,943.96	\$0.00	\$132,225.04
23	5729023	1200	\$517,586.58	0.25104503	\$129,937.54	\$0.00	\$387,649.04
23	0160000	1200	\$130,027.00	0.85259085	\$110,859.83	\$0.00	\$19,167.17
23	5729021	1200	\$0.00		\$0.00	\$0.00	\$0.00
23	5169021	1200	\$0.00		\$0.00	\$0.00	\$0.00
23	5879022	1200	\$4,549.04	1.8306258	\$8,327.59	\$0.00	(\$3,778.55)
23	5169023	1200	\$121,632.09	0.27216716	\$33,104.26	\$0.00	\$88,527.83
23	5879021	1200	\$0.00		\$0.00	\$0.00	\$0.00
23	0010000	1200	\$527,357.00	0.42122285	\$222,134.82	\$594.96	\$304,627.22
23	5169022	1200	\$17,567.95	1.2722526	\$22,350.87	\$0.00	(\$4,782.92)
23	5879023	1200	\$43,045.21	0.23580812	\$10,150.41	\$556.32	\$32,338.48
23	0160000	1200	\$0.00		\$3,391.44	\$0.00	(\$3,391.44)
23	5169021	1200	\$0.00		\$0.00	\$0.00	\$0.00
23	5879121	1200	\$0.00		\$0.00	\$0.00	\$0.00

Fiscal Year	Fund - Expdiger	Function First Two Digits	Fiscal Year Budgeted Amount	% Expensed	Fiscal Year Expense Amount	Fiscal Year Encumbrance Amount	Balance
23	0189111	1200	\$0.00		\$0.00	\$0.00	\$0.00
23	0160000	1200	\$42.00	0	\$0.00	\$0.00	\$42.00
23	5169023	1200	\$10,000.00	0.639272	\$6,392.72	\$2,313.28	\$1,294.00
23	5879122	1200	\$2,500.00	0	\$0.00	\$0.00	\$2,500.00
23	0189181	1200	\$0.00		\$0.00	\$0.00	\$0.00
23	0149116	1200	\$54,000.00	0.01544926	\$834.26	\$7,287.42	\$45,878.32
23	0010000	1200	\$3,484,369.81	0.35944526	\$1,252,440.21	\$444,055.18	\$1,787,874.42
23	5169022	1200	\$9,207.49	0	\$0.00	\$0.00	\$9,207.49
23	5169122	1200	\$24,719.67	0.13301674	\$3,288.13	\$0.00	\$21,431.54
23	0010000	1300	\$289,731.00	0.35753202	\$103,588.11	\$52,200.00	\$133,942.89
23	0010000	1300	\$22,557.00	0	\$0.00	\$0.00	\$22,557.00
23	5079121	1900	\$27,563.54	0	\$0.00	\$0.00	\$27,563.54
23	0010000	1900	\$264,170.00	0	\$0.00	\$0.00	\$264,170.00
23	0010000	1900	\$142,019.95	0.20371631	\$28,931.78	\$10,400.00	\$102,688.17
23	5079022	1900	\$22,522.49	0	\$0.00	\$0.00	\$22,522.49
23	5079121	1900	\$94,532.05	0.17464817	\$16,509.85	\$0.00	\$78,022.20
23	0160000	1900	\$35,540.00	0	\$0.00	\$0.00	\$35,540.00
23	0189901	1900	\$0.00		\$0.00	\$0.00	\$0.00
23	0189907	1900	\$2,790.16	3.05026952	\$8,510.74	\$0.00	(\$5,720.58)
23	0010000	1900	\$4,847,885.68	0.08460701	\$410,163.43	\$223,263.42	\$4,214,438.83
23	5169023	2100	\$105,903.40	0	\$0.00	\$0.00	\$105,903.40
23	0010000	2100	\$643,634.08	0.43732411	\$281,476.70	\$14,431.73	\$347,725.65
23	5169021	2100	\$0.00		\$0.00	\$0.00	\$0.00
23	0161000	2100	\$14,019.00	0	\$0.00	\$0.00	\$14,019.00
23	0010000	2100	\$1,440,700.00	0.5125176	\$738,384.10	\$200.00	\$702,115.90
23	0160410	2100	\$86,204.00	0.64993086	\$58,026.84	\$0.00	\$30,177.36
23	0189908	2100	\$30,000.00	0	\$0.00	\$0.00	\$30,000.00
23	0189308	2100	\$3,150.00	0.1116127	\$351.58	\$2,798.42	\$0.00
23	0010000	2100	\$31,325.00	2.57090024	\$80,533.45	\$0.00	(\$49,208.45)
23	0199017	2100	\$12,595.00	0	\$0.00	\$0.00	\$12,595.00
23	4679021	2100	\$208,322.32	0.43506481	\$90,633.71	\$0.00	\$117,688.61
23	4679020	2100	\$89,259.11	0	\$0.00	\$0.00	\$89,259.11
23	5079022	2100	\$552,000.00	0	\$0.00	\$0.00	\$552,000.00
23	0199121	2100	\$0.00		\$0.00	\$0.00	\$0.00
23	0199009	2100	\$62.00	0	\$0.00	\$0.00	\$62.00
23	0010000	2100	\$397,273.31	0.06146685	\$24,419.14	\$178,580.86	\$194,273.31
23	0199000	2100	\$6,041.00	0.22976328	\$1,388.00	\$1,500.00	\$3,153.00
23	0189922	2100	\$0.00		\$0.00	\$0.00	\$0.00
23	5169021	2100	\$0.00		\$0.00	\$0.00	\$0.00
23	5169023	2100	\$8,000.00	4.33758	\$34,700.64	\$169.95	(\$26,870.59)
23	0160000	2100	\$2,473.00	2.14778002	\$5,311.48	\$0.00	(\$2,838.48)
23	5169022	2100	\$194,820.90	0.12416262	\$24,164.64	\$0.00	\$170,456.26
23	0149016	2100	\$0.00		\$0.00	\$0.00	\$0.00
23	0010000	2100	\$897,828.00	0.46966605	\$421,679.33	\$0.00	\$476,148.67
23	0149116	2100	\$17,069.00	0.42635655	\$7,277.48	\$0.00	\$9,791.52
23	0010000	2100	\$5,254.00	0.63237533	\$3,322.50	\$1,900.00	\$31.50
23	4679021	2100	\$0.00		\$0.00	\$0.00	\$0.00
23	0010000	2100	\$1,043,218.00	0.36818085	\$384,092.89	\$51,003.00	\$608,122.11
23	5169022	2100	\$4,558.40	1	\$4,558.40	\$0.00	\$0.00
23	5169023	2100	\$18,480.00	0	\$0.00	\$0.00	\$18,480.00
23	5079222	2100	\$15,384.31	0	\$0.00	\$0.00	\$15,384.31
23	0189905	2100	\$0.00		\$0.00	\$0.00	\$0.00
23	0010000	2100	\$599,928.77	0.30245186	\$181,449.57	\$198,464.02	\$220,015.18
23	0010000	2100	\$394,093.24	0.19495011	\$76,828.52	\$127,448.42	\$189,816.30
23	5169023	2100	\$0.00		\$0.00	\$0.00	\$0.00
23	0149116	2100	\$100,000.00	0.1843518	\$18,435.18	\$9,597.26	\$71,967.56
23	0010000	2100	\$22,505.00	0.18535881	\$4,171.50	\$0.00	\$18,333.50
23	5169021	2100	\$0.00		\$0.00	\$0.00	\$0.00
23	5169021	2100	\$0.00		\$0.00	\$0.00	\$0.00
23	5169023	2100	\$0.00		\$0.00	\$0.00	\$0.00
23	0189905	2100	\$0.00		\$0.00	\$0.00	\$0.00
23	0149116	2100	\$300,000.00	0.47306663	\$141,919.99	\$70,778.09	\$87,301.92
23	0010000	2100	\$6,596.00	0	\$0.00	\$0.00	\$6,596.00
23	0010000	2200	\$0.00		\$0.00	\$0.00	\$0.00
23	0189901	2200	\$0.00		\$0.00	\$0.00	\$0.00
23	0010000	2200	\$668,951.63	0.38665069	\$258,650.61	\$13,615.33	\$396,685.69
23	0189161	2200	\$4,000.00	0.3099375	\$1,239.75	\$0.00	\$2,760.25
23	5169022	2200	\$25,689.00	0	\$0.00	\$0.00	\$25,689.00
23	0189902	2200	\$0.00		\$0.00	\$0.00	\$0.00
23	5999021	2200	\$0.00		\$0.00	\$0.00	\$0.00
23	5519121	2200	\$0.00		\$0.00	\$0.00	\$0.00
23	0010000	2200	\$49,840.65	0.03849023	\$1,910.68	\$16,622.75	\$31,107.22
23	5909021	2200	\$0.00		\$0.00	\$0.00	\$0.00
23	5079121	2200	\$0.00		\$13,066.38	\$0.00	(\$13,066.38)
23	5169023	2200	\$72,000.00	0.07155083	\$5,151.66	\$15,848.34	\$51,000.00
23	5909023	2200	\$119,150.90	0.51864929	\$61,797.53	\$22,255.76	\$35,097.61
23	4679021	2200	\$8,500.00	1	\$8,500.00	\$0.00	\$0.00
23	5879122	2200	\$5,326.44	0	\$0.00	\$0.00	\$5,326.44
23	5909022	2200	\$34,597.75	0.94094182	\$32,554.47	\$0.00	\$2,043.28
23	5849022	2200	\$10,631.07	0.05636498	\$599.22	\$0.00	\$10,031.85
23	5729021	2200	\$0.00		\$0.00	\$0.00	\$0.00
23	0199920	2200	\$0.00		\$0.00	\$0.00	\$0.00
23	5879121	2200	\$0.00		\$0.00	\$0.00	\$0.00
23	0149116	2200	\$4,000.00	0.53872	\$2,154.88	\$394.12	\$1,451.00
23	5079021	2200	\$0.00		\$0.00	\$0.00	\$0.00
23	5729022	2200	\$15,816.77	0	\$0.00	\$0.00	\$15,816.77
23	5169122	2200	\$45,000.00	0	\$0.00	\$0.00	\$45,000.00
23	5849023	2200	\$19,870.90	0.69421466	\$13,794.67	\$0.00	\$6,076.23
23	0189901	2200	\$0.00		\$0.00	\$0.00	\$0.00
23	5729221	2200	\$0.00		\$0.00	\$0.00	\$0.00
23	0010000	2200	\$4,137.00	0	\$0.00	\$0.00	\$4,137.00
23	0189203	2200	\$3,200.00	0	\$0.00	\$0.00	\$3,200.00
23	0189183	2200	\$15,103.00	0.33787989	\$5,103.00	\$0.00	\$10,000.00
23	0189211	2200	\$3,060.00	0.01633987	\$50.00	\$0.00	\$3,010.00
23	0189163	2200	\$11,000.00	0.45169636	\$4,968.66	\$0.00	\$6,031.34
23	0189123	2200	\$5,000.00	0.849732	\$4,248.66	\$751.34	\$0.00
23	0189133	2200	\$150.00	0.33333333	\$50.00	\$0.00	\$100.00
23	0010000	2200	\$682,252.55	0.43493995	\$296,738.89	\$14,050.72	\$371,462.94
23	0189113	2200	\$3,500.00	-0.21624857	(\$756.87)	\$3,433.00	\$823.87
23	0189301	2200	\$0.00		\$0.00	\$0.00	\$0.00

Fiscal Year	Fund - Expended	Function First Two Digits	Fiscal Year Budgeted Amount	% Expensed	Fiscal Year Expense Amount	Fiscal Year Encumbrance Amount	Balance
23	0189143	2200	\$6,000.00	0	\$0.00	\$0.00	\$6,000.00
23	0189173	2200	\$0.00		\$0.00	\$0.00	\$0.00
23	0189930	2200	\$0.00		\$0.00	\$0.00	\$0.00
23	0189900	2200	\$0.00		\$0.00	\$0.00	\$0.00
23	0010000	2300	\$185,697.00	0.85463147	\$158,702.50	\$16,680.00	\$10,314.50
23	0189902	2300	\$0.00		\$0.00	\$0.00	\$0.00
23	0189903	2300	\$0.00		\$0.00	\$0.00	\$0.00
23	0189902	2400	\$0.00		\$0.00	\$0.00	\$0.00
23	0010000	2400	\$346,541.60	0.45029388	\$156,045.56	\$5,985.66	\$184,510.38
23	0189000	2400	\$0.00		\$0.00	\$0.00	\$0.00
23	0189904	2400	\$0.00		\$0.00	\$0.00	\$0.00
23	0010000	2400	\$722,780.00	0.29535258	\$213,474.94	\$0.00	\$509,305.06
23	5169023	2400	\$96,673.32	0.39239223	\$37,933.86	\$0.00	\$58,739.46
23	5169022	2400	(\$5,541.64)	-3.51550804	\$19,481.68	\$0.00	(\$25,023.32)
23	0160000	2400	\$0.00		\$2,852.59	\$0.00	(\$2,852.59)
23	5169023	2400	\$49,860.51	0.17494245	\$8,722.72	\$0.00	\$41,137.79
23	0149016	2400	\$90,966.00	0.19901601	\$18,103.69	\$0.00	\$72,862.31
23	0149118	2400	\$85,991.00	0.39399379	\$33,879.92	\$0.00	\$52,111.08
23	0010000	2400	\$0.00		\$0.00	\$0.00	\$0.00
23	5169022	2400	\$9,938.73	1.17490263	\$11,677.04	\$0.00	(\$1,738.31)
23	0160000	2400	\$0.00		\$1,298.29	\$0.00	(\$1,298.29)
23	4999019	2400	\$0.00		\$0.00	\$0.00	\$0.00
23	0160000	2400	\$44,000.00	0.42416159	\$18,663.11	\$10,339.63	\$14,997.26
23	0010000	2400	\$749,936.26	0.39064435	\$292,958.36	\$111,432.50	\$345,545.40
23	0099300	2400	\$72,000.00	-0.00120833	(\$87.00)	\$72,415.00	(\$328.00)
23	0189110	2400	\$13,750.12	0.32598116	\$4,482.28	\$3,620.85	\$5,646.99
23	0189200	2400	\$43,154.96	0.35636831	\$15,379.06	\$7,164.04	\$20,611.86
23	5169023	2400	\$0.00		\$0.00	\$0.00	\$0.00
23	0189210	2400	\$23,361.04	0.14559198	\$3,401.18	\$8,124.82	\$11,835.04
23	0189171	2400	\$0.00		\$0.00	\$0.00	\$0.00
23	0189130	2400	\$23,176.10	0.21681732	\$5,024.98	\$4,404.82	\$13,746.30
23	0160000	2400	\$7,495.00	0	\$0.00	\$0.00	\$7,495.00
23	0189160	2400	\$23,042.42	0.65134825	\$15,008.64	\$2,863.39	\$5,170.39
23	0189180	2400	\$35,114.60	0.11327852	\$3,977.73	\$4,651.38	\$26,485.49
23	0149116	2400	\$158,224.86	0.42720569	\$67,594.56	\$1,215.91	\$89,414.39
23	5169021	2400	\$0.00		\$0.00	\$0.00	\$0.00
23	0189120	2400	\$15,759.01	0.15617225	\$2,461.12	\$4,174.90	\$9,122.99
23	0189170	2400	\$24,500.00	0.16364612	\$4,009.33	\$5,678.35	\$14,812.32
23	0189140	2400	\$22,041.62	0.03397119	\$748.78	\$2,362.00	\$18,930.84
23	0189306	2400	\$13,900.00	0.0470554	\$654.07	\$7,245.93	\$6,000.00
23	0010000	2400	\$4,231,213.02	0.42724332	\$1,807,757.49	\$54,047.00	\$2,369,408.53
23	0189300	2400	\$43,593.36	0.27378803	\$11,935.34	\$25,705.12	\$5,952.90
23	0149016	2400	\$719.00	0	\$0.00	\$0.00	\$719.00
23	5169021	2400	\$0.00		\$0.00	\$0.00	\$0.00
23	5169023	2400	\$0.00		\$0.00	\$0.00	\$0.00
23	0160000	2400	\$2,215.00	0	\$0.00	\$0.00	\$2,215.00
23	0099301	2400	\$10,500.00	0.40380476	\$4,239.95	\$6,260.05	\$0.00
23	0010000	2400	\$1,000.00	0.09585	\$95.95	\$904.05	\$0.00
23	0010000	2400	\$1,500.00	0.34533333	\$518.00	\$600.00	\$382.00
23	0010000	2400	\$45,800.00	0.34434498	\$15,771.00	\$7,129.00	\$22,900.00
23	0160000	2500	\$110,100.00	0.37644487	\$41,446.58	\$0.00	\$68,653.42
23	0029000	2500	\$70,000.00	0.34753243	\$24,327.27	\$0.00	\$45,672.73
23	0029012	2500	\$1,500.00	0	\$0.00	\$1,250.00	\$250.00
23	0010000	2500	\$1,625,834.83	0.38545492	\$626,686.03	\$28,101.18	\$971,047.62
23	0010000	2500	\$69,034.00	0.20925921	\$14,446.00	\$44,276.00	\$10,312.00
23	0010000	2600	\$399,421.42	0.49655624	\$198,335.20	\$32,284.12	\$168,802.10
23	0010000	2600	\$398.00	0	\$0.00	\$0.00	\$398.00
23	0180000	2600	\$0.00		\$0.00	\$0.00	\$0.00
23	0010000	2600	\$25,847.65	0.36832942	\$9,520.45	\$11,803.59	\$4,523.61
23	0189910	2700	\$0.00		\$0.00	\$0.00	\$0.00
23	0160000	2700	\$1,500.00	1	\$1,500.00	\$0.00	\$0.00
23	0039000	2700	\$0.00		\$0.00	\$0.00	\$0.00
23	5079022	2700	\$1,868,274.54	0.13662221	\$255,247.79	\$1,359,694.04	\$253,332.71
23	0719013	2700	\$3,248,178.47	0.54144121	\$1,758,697.69	\$445,212.73	\$1,044,268.05
23	5079121	2700	\$706,874.83	0.08031834	\$56,775.01	\$632.10	\$649,467.72
23	5999023	2700	\$550,000.00	0.20020691	\$110,113.80	\$249,105.20	\$190,781.00
23	0039001	2700	\$810,000.00	0.04298472	\$34,817.62	\$34,842.68	\$740,339.70
23	0030000	2700	\$0.00		\$0.00	\$0.00	\$0.00
23	0010000	2700	\$4,311,012.12	0.44323607	\$1,910,796.09	\$614,842.81	\$1,785,373.22
23	0149116	2700	\$137.81	0.28503011	\$39.28	\$22.73	\$75.80
23	0010000	2700	\$2,961,787.00	0.44773227	\$1,326,087.61	\$0.00	\$1,635,699.39
23	0010000	2700	\$2,595.00	0.75481696	\$1,958.75	\$128.95	\$507.30
23	0010000	2800	\$0.00		\$0.00	\$0.00	\$0.00
23	0189920	2800	\$205.73	0	\$0.00	\$0.00	\$205.73
23	0160000	2800	\$383,620.00	0.29850008	\$114,510.60	\$0.00	\$269,109.40
23	0010000	2800	\$0.00		\$0.00	\$0.00	\$0.00
23	0160000	2800	\$776,209.23	0.36809991	\$285,722.55	\$111,379.25	\$379,107.43
23	0010000	2800	\$4,536.00	0.02771384	\$125.71	\$0.00	\$4,410.29
23	0160000	2800	\$1,790,815.00	0.45120391	\$808,022.73	\$0.00	\$982,792.27
23	0160000	2800	\$1,134,641.63	0.50955648	\$578,164.00	\$383,524.04	\$172,953.59
23	0010000	2800	\$0.00		\$0.00	\$0.00	\$0.00
23	0719013	2800	\$120,000.00	0.33472617	\$40,167.14	\$21,257.37	\$58,575.49
23	0010000	2800	\$0.00		\$0.00	\$0.00	\$0.00
23	0209001	2800	\$22,973.94	0.17568036	\$4,036.07	\$8,080.48	\$10,857.39
23	0160000	2800	\$356,821.00	0.33445688	\$119,341.24	\$0.00	\$237,479.76
23	0189915	2900	\$5,000.00	0	\$0.00	\$0.00	\$5,000.00
23	0010000	2900	\$206,721.66	0.29668957	\$61,332.16	\$3,048.00	\$142,341.50
23	0189919	2900	\$1,000.00	0	\$0.00	\$0.00	\$1,000.00
23	0189917	2900	\$14,000.00	-0.07142857	(\$1,000.00)	\$2,000.00	\$13,000.00
23	0189906	2900	\$2,000.00	0.2775	\$555.00	\$0.00	\$1,445.00
23	0189914	2900	\$1,000.00	0.16113	\$161.13	\$0.00	\$838.87
23	0189916	2900	\$8,300.00	0.32049277	\$2,660.09	\$0.00	\$5,639.91
23	0010000	2900	\$400.00	0.125	\$50.00	\$100.00	\$250.00
23	0270000	2900	\$191,626.86	0.29631905	\$56,782.69	\$143,851.23	(\$9,007.06)
23	0249094	2900	\$173,967.62	0.4072209	\$70,843.25	\$101,636.27	\$1,488.10
23	0010000	2900	\$467,213.53	0.2278357	\$106,447.92	\$0.00	\$360,765.61
23	4519012	2900	\$24,511.20	0	\$0.00	\$0.00	\$24,511.20
23	0249002	2900	\$675,000.00	0.43828959	\$295,845.47	\$44,075.53	\$335,079.00
23	0249001	2900	\$11,693,661.00	0.37286809	\$4,360,192.99	\$186,350.80	\$7,147,117.21
23	0010000	2900	\$12,513.00	0.69029489	\$8,637.66	\$1,298.87	\$2,576.47

Fiscal Year	Fund - Expended	Function First Two Digits	Fiscal Year Budgeted Amount	% Expended	Fiscal Year Expense Amount	Fiscal Year Encumbrance Amount	Balance
23	0060000	3100	\$171,352.09	0.46022403	\$78,860.35	\$483.49	\$92,008.25
23	0069022	3100	\$3,063.00	0	\$0.00	\$0.00	\$3,063.00
23	0069023	3100	\$3,135.00	0	\$0.00	\$0.00	\$3,135.00
23	5999022	3100	\$128,700.00	0.84451158	\$108,688.64	\$18,691.26	\$1,320.10
23	0060000	3100	\$1,375,568.30	0.41023994	\$564,313.06	\$43,862.28	\$767,392.96
23	0069006	3100	\$2,135,183.70	0.19294972	\$411,983.10	\$247,460.95	\$1,475,739.65
23	0189303	3200	\$95,405.87	0.20997303	\$20,032.66	\$63,846.79	\$11,526.42
23	0010000	3200	\$48,132.00	0.27901355	\$13,429.48	\$0.00	\$34,702.52
23	0010000	3200	\$6,887.25	0.22430745	\$1,500.00	\$14,573.18	(\$9,385.93)
23	0189918	3200	\$0.00	0	\$0.00	\$0.00	\$0.00
23	0079333	3200	\$5,000.00	0	\$0.00	\$0.00	\$5,000.00
23	0089112	3200	\$500.00	0	\$0.00	\$0.00	\$500.00
23	0089003	3200	\$50,000.00	0	\$0.00	\$0.00	\$50,000.00
23	0089002	3200	\$250.00	0	\$0.00	\$0.00	\$250.00
23	0079111	3200	\$500.00	0	\$0.00	\$0.00	\$500.00
23	0079004	3200	\$20,000.00	0	\$0.00	\$20,000.00	\$0.00
23	5909022	3200	\$2,928.92	0	\$0.00	\$0.00	\$2,928.92
23	4019023	3200	\$9,415.20	0.02867703	\$270.00	\$0.00	\$9,145.20
23	4019022	3200	\$0.00	0	\$0.00	\$0.00	\$0.00
23	4019021	3200	\$0.00	0	\$0.00	\$0.00	\$0.00
23	5169021	3200	\$0.00	0	\$0.00	\$0.00	\$0.00
23	4019041	3200	\$0.00	0	\$0.00	\$0.00	\$0.00
23	4019032	3200	\$8,648.02	0.20350554	\$1,759.92	\$6,277.98	\$610.12
23	5849023	3200	\$3,737.13	0.10700457	\$399.89	\$3,337.23	\$0.01
23	4019012	3200	\$10,963.55	0.69074889	\$7,573.06	\$0.00	\$3,390.49
23	5909021	3200	\$0.00	0	\$0.00	\$0.00	\$0.00
23	4019031	3200	\$0.00	0	\$0.00	\$0.00	\$0.00
23	5909023	3200	\$13,501.72	0.11967734	\$1,615.85	\$10,885.87	\$1,000.00
23	5079021	3200	\$0.00	0	\$0.00	\$0.00	\$0.00
23	4019011	3200	\$0.00	0	\$0.00	\$0.00	\$0.00
23	5169122	3200	\$2,257.56	0.59139956	\$1,335.12	\$679.64	\$242.80
23	5729022	3200	\$0.00	0	\$0.00	\$0.00	\$0.00
23	5169023	3200	\$25,223.86	0.98743214	\$24,906.85	\$317.01	\$0.00
23	5729021	3200	\$0.00	0	\$0.00	\$0.00	\$0.00
23	4019033	3200	\$409,581.20	0.44016985	\$180,276.49	\$40,862.04	\$188,422.67
23	0010000	3200	\$0.00	0	\$0.00	\$0.00	\$0.00
23	5169022	3200	(\$35.61)	0	\$0.00	\$0.00	(\$35.61)
23	5999021	3200	\$0.00	0	\$0.00	\$0.00	\$0.00
23	4019013	3200	\$312,640.96	0.14525813	\$45,413.64	\$63,263.88	\$203,963.44
23	5849022	3200	\$412.30	0.44651952	\$184.10	\$0.00	\$228.20
23	5729023	3200	\$5,300.00	0.42801509	\$2,268.48	\$2,665.77	\$365.75
23	5729022	3200	\$175.52	0.30480857	\$53.50	\$0.00	\$122.02
23	5729021	3200	\$0.00	0	\$0.00	\$0.00	\$0.00
23	3009110	4100	\$11,500.00	0.05942609	\$683.40	\$4,000.00	\$6,816.60
23	3009140	4100	\$8,194.84	0	\$0.00	\$0.00	\$8,194.84
23	3009258	4100	\$128,517.00	0.85356801	\$109,698.00	\$6,067.00	\$12,752.00
23	2009352	4100	\$10,794.05	-0.00001575	(\$0.17)	\$5,000.00	\$5,794.22
23	0149116	4100	\$6,000.00	0.02229167	\$133.75	\$1,360.10	\$4,506.15
23	0199213	4100	\$0.00	0	\$0.00	\$0.00	\$0.00
23	3009130	4100	\$14,000.00	-0.01071429	(\$150.00)	\$0.00	\$14,150.00
23	3009170	4100	\$20,000.00	0.02865	\$573.00	\$0.00	\$19,427.00
23	3009120	4100	\$7,008.95	0.05049258	\$353.90	\$1.48	\$6,653.57
23	3009180	4100	\$8,000.00	0.05705875	\$458.47	\$459.53	\$7,084.00
23	3009160	4100	\$9,000.00	0.03333333	\$300.00	\$0.00	\$8,700.00
23	0199180	4100	\$0.00	0	\$0.00	\$0.00	\$0.00
23	0010000	4100	\$1,551.00	0.11992908	\$186.01	\$0.00	\$1,364.99
23	2009339	4100	\$28,500.00	0.10017544	\$2,855.00	\$25,645.00	\$0.00
23	2009340	4100	\$1,000.00	0.23624	\$236.24	\$763.76	\$0.00
23	0010000	4100	\$4,991.00	0	\$0.00	\$0.00	\$4,991.00
23	2009337	4100	\$310.00	0.20483871	\$63.50	\$246.50	\$0.00
23	2009302	4100	\$500.00	0.08578	\$42.89	\$457.11	\$0.00
23	0010000	4100	\$5,486.00	0	\$0.00	\$0.00	\$5,486.00
23	2009312	4100	\$21,131.00	0.28766362	\$6,078.62	\$7,921.38	\$7,131.00
23	0010000	4100	\$23,271.00	0	\$0.00	\$0.00	\$23,271.00
23	2009256	4100	\$4,500.00	0	\$0.00	\$2,000.00	\$2,500.00
23	2009209	4100	\$7,098.11	0.14975818	\$1,063.00	\$937.00	\$5,098.11
23	2009305	4100	\$0.00	0	\$0.00	\$0.00	\$0.00
23	2009330	4100	\$2,150.00	0.32466047	\$698.02	\$1,451.98	\$0.00
23	2009303	4100	\$0.00	0	\$0.00	\$0.00	\$0.00
23	2009335	4100	\$5,000.00	0.106786	\$533.93	\$4,466.07	\$0.00
23	2009336	4100	\$1,250.00	0.415552	\$519.44	\$730.56	\$0.00
23	2009332	4100	\$6,500.00	0.14234462	\$925.24	\$5,574.76	\$0.00
23	3009201	4100	\$40,032.76	0.11511372	\$4,608.32	\$34,780.00	\$644.44
23	3009251	4100	\$0.00	0	\$0.00	\$0.00	\$0.00
23	0010000	4100	\$83,233.00	0.39608641	\$32,967.46	\$946.24	\$49,319.30
23	3009204	4100	\$0.00	0	\$0.00	\$0.00	\$0.00
23	3009325	4100	\$338.00	0	\$0.00	\$0.00	\$338.00
23	3009250	4100	\$23,556.00	0.09376295	\$2,208.68	\$15,920.71	\$5,426.61
23	2009325	4100	\$25,418.00	0	\$0.00	\$21,000.00	\$4,418.00
23	0010000	4100	\$15,559.00	0.03409024	\$530.41	\$0.00	\$15,028.59
23	3009202	4100	\$0.00	0	\$0.00	\$0.00	\$0.00
23	0010000	4100	\$4,815.00	0.43960332	\$2,116.69	\$0.00	\$2,698.31
23	2009327	4100	\$5,471.17	0.00717762	\$39.27	\$2,960.73	\$2,471.17
23	0010000	4100	\$38,027.00	0.1713025	\$6,514.12	\$0.00	\$31,512.88
23	2009307	4100	\$38,023.00	0.24148463	\$9,181.97	\$28,818.03	\$23.00
23	3009313	4100	\$23,221.00	0.27431764	\$6,369.93	\$15,630.07	\$1,221.00
23	0010000	4100	\$31,933.00	0.08420474	\$2,688.91	\$0.00	\$29,244.09
23	2009326	4100	\$3,500.00	0.13914288	\$487.00	\$3,013.00	\$0.00
23	2009318	4100	\$3,100.00	0	\$0.00	\$3,100.00	\$0.00
23	2009254	4100	\$3,000.00	0.12833333	\$385.00	\$1,615.00	\$1,000.00
23	2009346	4100	\$600.00	0	\$0.00	\$600.00	\$0.00
23	0160000	4100	\$5,853.00	0	\$0.00	\$0.00	\$5,853.00
23	3009254	4300	\$2,250.00	0	\$0.00	\$0.00	\$2,250.00
23	2009350	4300	\$2,000.00	0.395435	\$790.87	\$1,209.13	\$0.00
23	0189304	4300	\$33,102.96	0.17709836	\$5,862.48	\$8,587.28	\$18,653.20
23	3009253	4300	\$650.00	0.22838462	\$148.45	\$251.45	\$250.10
23	2009201	4300	\$375.00	0	\$0.00	\$0.00	\$375.00
23	2009251	4300	\$375.00	0	\$0.00	\$375.00	\$0.00
23	3009334	4300	\$22,843.00	0.00209123	\$47.77	\$16,152.23	\$6,643.00
23	2009253	4300	\$2,000.00	0	\$0.00	\$2,000.00	\$0.00

Fiscal Year	Fund - Expdiger	Function First Two Digits	Fiscal Year Budgeted Amount	% Expensed	Fiscal Year Expense Amount	Fiscal Year Encumbrance Amount	Balance
23	0199301	4300	\$0.00		\$0.00	\$0.00	\$0.00
23	0010000	4500	\$67,179.00	0.14234255	\$9,582.43	\$0.00	\$57,616.57
23	3003000	4500	\$44,950.00	0.88987764	\$40,000.00	\$0.00	\$4,950.00
23	0010000	4500	\$11,327.00	0	\$0.00	\$0.00	\$11,327.00
23	0010000	4500	\$23,549.00	0	\$0.00	\$0.00	\$23,549.00
23	0010000	4500	\$18,499.00	0	\$0.00	\$0.00	\$18,499.00
23	3009302	4500	\$10,520.00	0.03802281	\$400.00	\$10,000.00	\$120.00
23	0010000	4500	\$119,084.00	0.155709	\$18,542.45	\$0.00	\$100,541.55
23	3003000	4500	\$10,000.00	0	\$0.00	\$0.00	\$10,000.00
23	0010000	4500	\$29,723.00	0	\$0.00	\$0.00	\$29,723.00
23	0010000	4500	\$31,636.00	0.9960997	\$31,512.61	\$0.00	\$123.39
23	0010000	4500	\$27,086.00	1.10980312	\$30,054.71	\$0.00	(\$2,968.71)
23	0010000	4500	\$16,989.00	0.52433869	\$8,907.99	\$0.00	\$8,081.01
23	0010000	4500	\$10,258.00	0	\$0.00	\$0.00	\$10,258.00
23	0010000	4500	\$108,794.00	0	\$0.00	\$0.00	\$108,794.00
23	0010000	4500	\$41,147.00	0	\$0.00	\$0.00	\$41,147.00
23	0010000	4500	\$0.00		\$0.00	\$0.00	\$0.00
23	0010000	4500	\$50,140.00	0	\$0.00	\$0.00	\$50,140.00
23	0010000	4500	\$34,296.00	0	\$0.00	\$0.00	\$34,296.00
23	0010000	4500	\$32,273.00	0	\$0.00	\$0.00	\$32,273.00
23	0010000	4500	\$34,775.00	0.98972797	\$34,417.79	\$0.00	\$357.21
23	0010000	4500	\$21,077.00	0	\$0.00	\$0.00	\$21,077.00
23	0010000	4500	\$11,821.00	0	\$0.00	\$0.00	\$11,821.00
23	0010000	4500	\$27,939.00	0.40892981	\$11,425.09	\$0.00	\$16,513.91
23	0010000	4500	\$14,870.00	1.03241896	\$15,352.07	\$0.00	(\$482.07)
23	0010000	4500	\$15,127.00	0	\$0.00	\$0.00	\$15,127.00
23	0010000	4500	\$28,737.00	0.71086369	\$20,428.09	\$0.00	\$8,308.91
23	0010000	4500	\$11,431.00	0	\$0.00	\$0.00	\$11,431.00
23	0229300	4500	\$21,328.00	0.25924981	\$5,529.28	\$5,387.86	\$10,410.86
23	0010000	4500	\$347,859.00	0.43470475	\$151,215.96	\$1,075.27	\$195,567.77
23	3009301	4500	\$0.00		\$0.00	\$0.00	\$0.00
23	3009410	4500	\$2,685.21	0.23443978	\$629.52	\$1,195.42	\$860.27
23	0010000	4500	\$29,271.00	0.27383998	\$8,015.57	\$0.00	\$21,255.43
23	0189135	4500	\$0.00		\$0.00	\$0.00	\$0.00
23	3003000	4500	\$295,115.96	0.61895822	\$182,663.86	\$49,357.98	\$63,094.12
23	0010000	4500	\$17,033.00	0.15323196	\$2,610.00	\$0.00	\$14,423.00
23	2009321	4600	\$10,000.00	0	\$0.00	\$10,000.00	\$0.00
23	2009205	4600	\$250.00	0	\$0.00	\$0.00	\$250.00
23	2009380	4600	\$11,000.00	0.09090909	\$1,000.00	\$10,000.00	\$0.00
23	2009353	4600	\$100.00	0	\$0.00	\$100.00	\$0.00
23	2009185	4600	\$1,000.00	-0.2475	(\$247.50)	\$500.00	\$747.50
23	2009333	4600	\$60,000.00	0.19949633	\$11,969.78	\$48,094.30	(\$64.08)
23	0010000	4600	\$13,761.00	0.31705327	\$4,362.97	\$0.00	\$9,398.03
23	2009121	4600	\$234.00	0	\$0.00	\$0.00	\$234.00
23	2009110	4600	\$350.00	0	\$0.00	\$350.00	\$0.00
23	2009202	4600	\$5,000.00	0	\$0.00	\$0.00	\$5,000.00
23	2009258	4600	\$2,050.00	0	\$0.00	\$1,500.00	\$550.00
23	0010000	4600	\$4,358.00	0	\$0.00	\$0.00	\$4,358.00
23	2009315	4600	\$340.00	0	\$0.00	\$340.00	\$0.00
23	2009309	4600	\$600.00	0	\$0.00	\$600.00	\$0.00
23	2009301	4600	\$0.00		\$0.00	\$0.00	\$0.00
23	3009303	4600	\$3,500.00	0.09167429	\$320.86	\$3,179.14	\$0.00
23	0010000	4600	\$11,774.00	0	\$0.00	\$0.00	\$11,774.00
23	2009355	4600	\$800.00	0.1246375	\$99.71	\$700.29	\$0.00
23	2009331	4600	\$0.00		\$0.00	\$0.00	\$0.00
23	2009314	4600	\$450.00	0	\$0.00	\$450.00	\$0.00
23	3009304	4600	\$4,265.00	0.74480891	\$3,176.61	\$1,663.39	(\$575.00)
23	0010000	4600	\$31,722.00	0.13681704	\$4,340.11	\$0.00	\$27,381.89
23	2009420	4600	\$215.69	1.00190088	\$216.10	\$0.00	(\$0.41)
23	2009424	4600	\$48,000.00	0.00204667	\$98.24	\$47,901.76	\$0.00
23	2009423	4600	\$9,600.00	0.09745313	\$935.55	\$8,600.37	\$64.08
23	2009426	4600	\$2,200.00	0.89230909	\$1,963.08	\$236.92	\$0.00
23	3009390	4600	\$6,000.00	0	\$0.00	\$0.00	\$6,000.00
23	2009422	4600	\$1,054.49	0.87671765	\$924.49	\$130.00	\$0.00
23	2009421	4600	\$896.05	1.00932984	\$904.41	\$0.00	(\$8.36)
23	2009425	4600	\$2,200.00	0.87545455	\$1,926.00	\$274.00	\$0.00
23	0010000	4600	\$11,216.00	0.06938392	\$778.21	\$0.00	\$10,437.79
23	2009324	4600	\$11,000.00	0.02797	\$307.67	\$10,928.63	(\$28.30)
23	0010000	4600	\$1,511.00	0	\$0.00	\$0.00	\$1,511.00
23	0010000	4600	\$10,184.00	0.11302533	\$1,151.05	\$0.00	\$9,032.95
23	2009323	4600	\$3,980.00	0	\$0.00	\$1,763.70	\$2,216.30
23	0719013	5100	\$0.00		\$0.00	\$0.00	\$0.00
23	0010000	5600	\$261,422.00	0	\$0.00	\$257,940.00	\$3,482.00
23	0029014	6100	\$344,675.00	0.99999997	\$344,674.99	\$0.00	\$0.01
23	0029012	6100	\$1,730,512.50	0.77986651	\$1,349,568.75	\$380,943.75	\$0.00
23	0029000	6100	\$4,385,768.76	0	\$0.00	\$4,179,286.50	\$206,482.26
23	4019032	7200	\$0.00		\$0.00	\$0.00	\$0.00
23	3003018	7200	\$2,987.02	1	\$2,987.02	\$0.00	\$0.00
23	0189180	7200	\$0.00		\$0.00	\$0.00	\$0.00
23	3003010	7200	\$138.00	1	\$138.00	\$0.00	\$0.00
23	3003015	7200	\$8,160.96	1	\$8,160.96	\$0.00	\$0.00
23	3003007	7200	\$11,055.00	1	\$11,055.00	\$0.00	\$0.00
23	3000000	7200	\$157,003.05	1	\$157,003.05	\$0.00	\$0.00
23	3003004	7200	\$13,055.97	1	\$13,055.97	\$0.00	\$0.00
23	2009304	7200	\$0.00		\$0.00	\$0.00	\$0.00
23	3003017	7200	\$12,874.16	1	\$12,874.16	\$0.00	\$0.00
23	3003019	7200	\$6,417.99	1	\$6,417.99	\$0.00	\$0.00
23	3003022	7200	\$1,083.36	1	\$1,083.36	\$0.00	\$0.00
23	0189200	7200	\$0.00		\$0.00	\$0.00	\$0.00
23	3009301	7200	\$0.00	1	\$0.00	\$0.00	\$0.00
23	0189160	7200	\$0.00		\$0.00	\$0.00	\$0.00
23	3003021	7200	\$1,318.37	1	\$1,318.37	\$0.00	\$0.00
23	0719013	7200	\$1,782,012.50	0	\$0.00	\$0.00	\$1,782,012.50
23	3003016	7200	\$1,525.00	1	\$1,525.00	\$0.00	\$0.00
23	0189130	7200	\$0.00		\$0.00	\$0.00	\$0.00
23	3009253	7200	\$0.00		\$0.00	\$0.00	\$0.00
23	0189300	7200	\$2,895.00	1.3626943	\$3,945.00	\$0.00	(\$1,050.00)
23	3003008	7200	\$125,716.25	1	\$125,716.25	\$0.00	\$0.00
23	3003001	7200	\$123,950.07	1	\$123,950.07	\$0.00	\$0.00
23	0189110	7200	\$0.00		\$0.00	\$0.00	\$0.00

Fiscal Year	Fund - Expdger	Function First Two Digits	Fiscal Year Budgeted Amount	% Expensed	Fiscal Year Expense Amount	Fiscal Year Encumbrance Amount	Balance
23	0209001	7200	\$0.00		\$0.00	\$0.00	\$0.00
23	3003013	7200	\$15,377.38	1	\$15,377.38	\$0.00	\$0.00
23	0189906	7200	\$0.00		\$0.00	\$0.00	\$0.00
23	0149016	7200	\$0.00		\$0.00	\$0.00	\$0.00
23	0189170	7200	\$0.00		\$0.00	\$0.00	\$0.00
23	3003003	7200	\$30,863.89	1	\$30,863.89	\$0.00	\$0.00
23	0189171	7200	\$2,000.00	1.115145	\$2,230.29	\$0.00	(\$230.29)
23	2009330	7200	\$0.00		\$0.00	\$0.00	\$0.00
23	0189120	7200	\$0.00		\$0.00	\$0.00	\$0.00
23	0010000	7200	\$460,888.00	0.02169725	\$10,000.00	\$0.00	\$450,888.00
23	3003020	7200	\$6,565.99	1	\$6,565.99	\$0.00	\$0.00
23	0189111	7200	\$0.00		\$0.00	\$0.00	\$0.00
23	0189901	7200	\$0.00		\$0.00	\$0.00	\$0.00
23	3003012	7200	\$13,861.00	1	\$13,861.00	\$0.00	\$0.00
23	0010000	7400	\$400,000.00	0	\$0.00	\$0.00	\$400,000.00
23	0149116	7400	\$0.00		\$0.00	\$0.00	\$0.00
23	5909021	7400	\$0.00		\$0.00	\$0.00	\$0.00
23	0149016	7400	\$0.00		\$0.00	\$0.00	\$0.00
23	0060000	7400	\$0.00		\$0.00	\$0.00	\$0.00
23	4019031	7500	\$0.00		\$0.00	\$0.00	\$0.00
23	4019011	7500	\$0.00		\$0.00	\$0.00	\$0.00
23	0010000	7500	\$0.00		\$6,005.00	\$0.00	(\$6,005.00)
23	4019041	7500	\$0.00		\$0.00	\$0.00	\$0.00
23	4019021	7500	\$0.00		\$0.00	\$0.00	\$0.00
23	0229000	7900	\$10,000.00	0.006611	\$66.11	\$4,933.89	\$5,000.00
Totals			\$137,421,462.58				

GENERAL FUND-TRUE DAYS CASH

Includes Substitute Levy

