

Medina City Schools

Forecast Fund Analysis

November 30, 2023

	2023-2024 Original Estimate (1)	Y-T-D Actual July 2023 - June 2024 (2)	Percent	Variance (3)
Beginning Balance - July 1, 2023		39,972,859.26		0.00
General Fund	25,195,142.69			
Other Funds - Substitute Levy	14,777,716.57			
Revenue	<u>83,685,024.00</u> 83,685,024.00	<u>38,379,061.16</u> 38,379,061.16	<u>45.9%</u>	<u>45,305,962.84</u> 45,305,962.84
Expenditures	93,591,593.00	35,287,214.67	37.7%	58,304,378.33
Encumbrance	851,800.00	4,107,561.56		-3,255,761.56
	<u>94,443,393.00</u>	<u>39,394,776.23</u>		<u>55,048,616.77</u>
Ending Balance - June 30, 2024	29,214,490.26	38,957,144.19		-9,742,653.93

Original Estimate revenue, expenditure and encumbrance taken from May 2022 five-year forecast
Includes May 2018 Substitute Levy

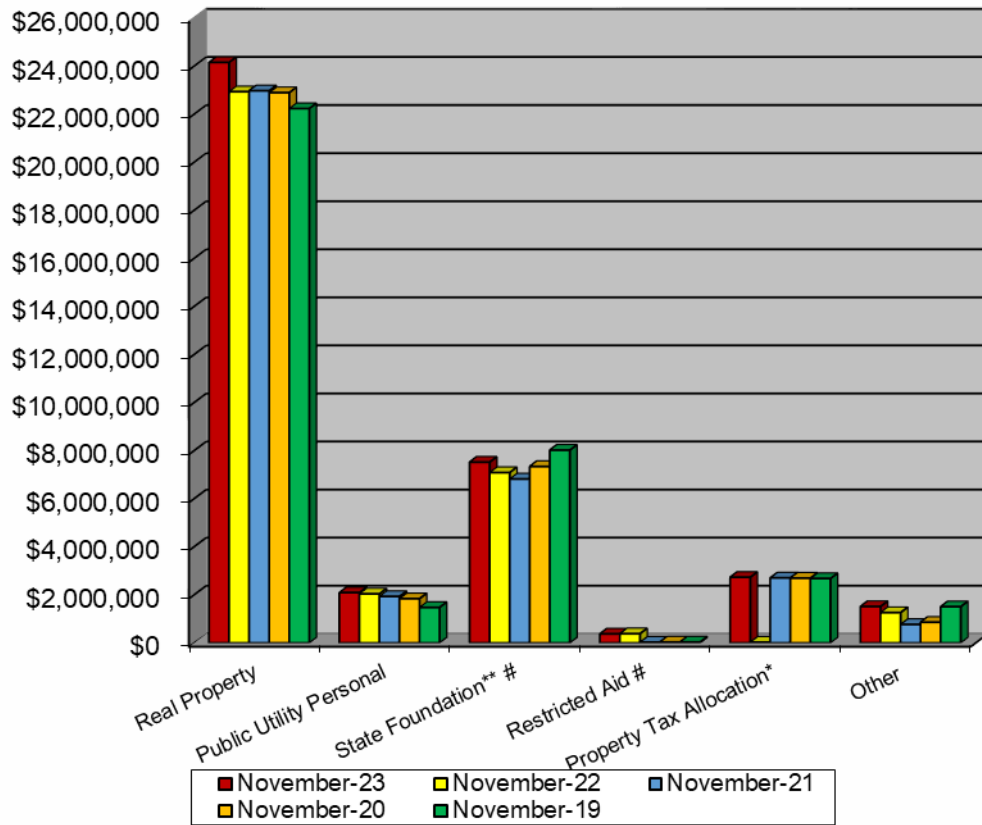
Forecast Funds Summary

November 2023

Revenues

1. Real Property Taxes – Total Real Property Taxes received from the beginning of the fiscal year until November 30, 2023 is \$24,152,785.03. This is an increase of 5.3% above last year's taxes received at this time. \$-0- was collected in November.
2. Public Utility Personal Property Taxes – Total Public Utility Personal Property Taxes received from the beginning of the fiscal year until November 30, 2023 is \$2,090,332.14. These monies are distributed upon settlement from the County Auditor. This amount is listed in a separate line for State and five-year forecasting purposes. \$-0- had been transferred in November.
3. State Foundation – State Foundation monies received from the State of Ohio from the beginning of the fiscal year until November 30, 2023 total \$7,520,436.83. This is an increase of 6.1% above last year's foundation money received at this time. \$1,412,762.31 was collected in November.
4. Restricted Aid – Restricted Aid monies are for Career Tech funding and Economically Disadvantaged Students. We have added e-Rate funding as well because these funds are restrictive to technology. Monies received from the beginning of the fiscal year until November 30, 2023 total \$282,661.44. \$88,931.03 was collected in November.
5. Homestead and Rollback – Monies received from the State of Ohio from the beginning of the fiscal year until November 30, 2023 total \$2,730,959.52. Receipts are based upon the real property taxes collected and Homestead filings with the County Auditor.
6. Other – Other monies received from the beginning of the fiscal year until November 30, 2023 total \$1,512,955.17. This is an increase of 20.1% above last year at this time. \$253,446.35 was collected in November.

Forecast Fund Revenue



	November-23	November-22	November-21	November-20	November-19	Current Forecast
Real Property	\$24,152,785	\$22,931,221	\$22,970,629	\$22,894,292	\$22,230,759	\$52,725,316
Public Utility Personal	\$2,090,332	\$2,039,544	\$1,931,103	\$1,837,573	\$1,474,378	\$4,234,262
State Foundation** #	\$7,520,437	\$7,086,248	\$6,819,152	\$7,340,318	\$8,020,299	\$17,426,501
Restricted Aid #	\$371,592	\$381,118	\$27,620	\$34,525	\$34,528	\$862,903
Property Tax Allocation*	\$2,730,960	\$28,594	\$2,704,436	\$2,695,062	\$2,676,250	\$5,475,462
Other	\$1,512,955	\$1,259,335	\$769,096	\$857,652	\$1,505,429	\$4,292,461
Total	\$38,379,061	\$33,726,060	\$35,222,035	\$35,659,422	\$35,941,644	\$85,016,905
State %	27.7%	22.2%	27.1%	28.2%	29.9%	

* Includes Homestead/Rollback, Tangible Personal Property Tax Fixed Rate Loss Reimbursement and Electric Deregulation.

** Includes Casino Revenue in State Foundation beginning January 2013 and Economic Disadvantaged Funding in November 2013.

Encompasses the Fair School Funding Plan as of January 2022

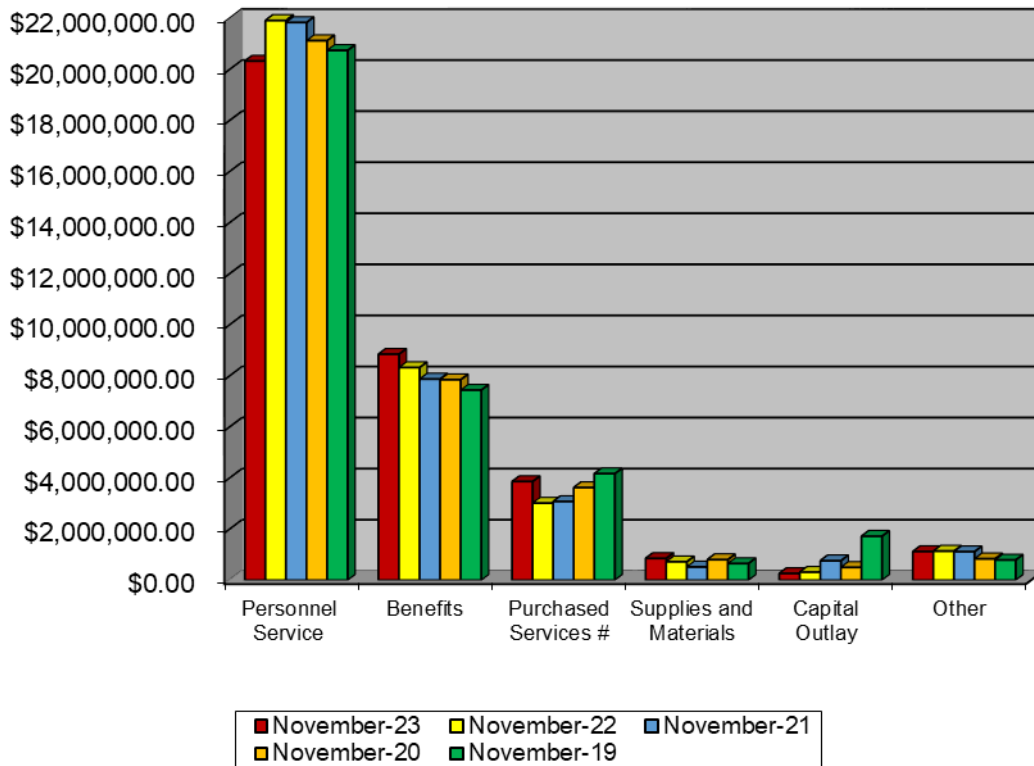
Forecast Funds Summary

November 2023

Expenditures

1. Personnel Services– The costs for personnel services for the School District from the beginning of the fiscal year until November 30, 2023 was \$20,324,635.13. This was a decrease of 7.2% below last year at this time. \$4,320,366.19 was spent in November.
2. Benefits – The cost for benefits for the School District from the beginning of the fiscal year until November 30, 2023 was \$8,846,586.19. This was an increase of 6.3% above last year at this time. \$1,717,800.26 was spent in November.
3. Purchased Services – The cost for purchased services for the district from the beginning of the fiscal year until November 30, 2023 total \$3,862,323.17. This was a 28.1% increase above last year at this time. \$777,590.10 was spent in November.
4. Supplies and Materials – The cost for supplies and materials for the district from the beginning of the fiscal year until November 30, 2023 total \$851,634.43. This was a 18.7% increase above last year at this time. \$106,892.78 was spent in November.
5. Capital Outlay – The cost for capital outlay for the district from the beginning of the fiscal year until November 30, 2023 total \$261,751.84. This was a 16.1% decrease below last year at this time. \$53,794.23 was spent in November.
6. Other – The cost of other expenditures excluding transfers for the district was \$1,119,933.91 for the fiscal year until November 30, 2023. This was a 1.5% decrease below last year at this time. \$92,406.68 spent in November.

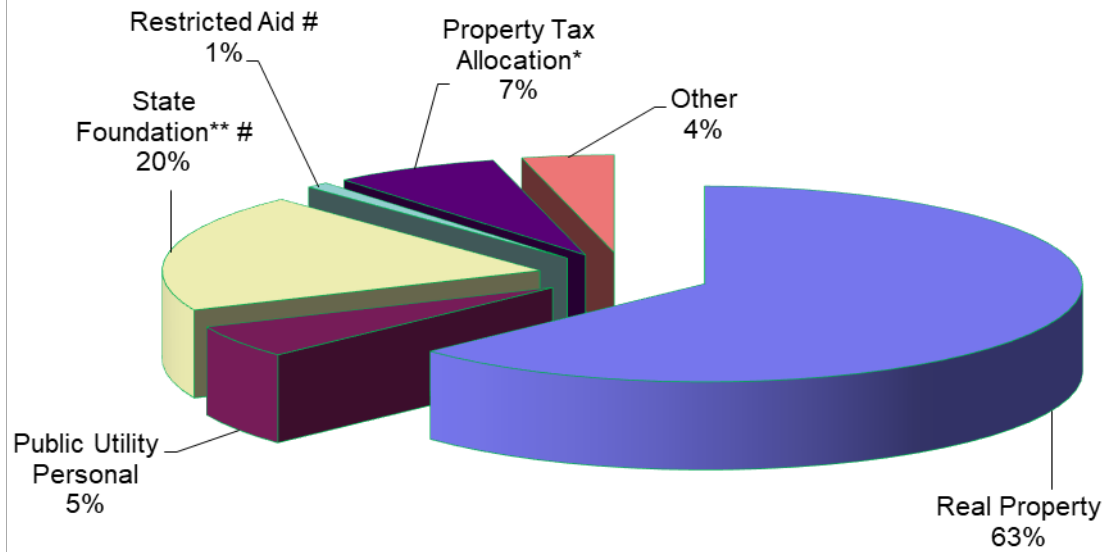
Forecast Fund Expenditures



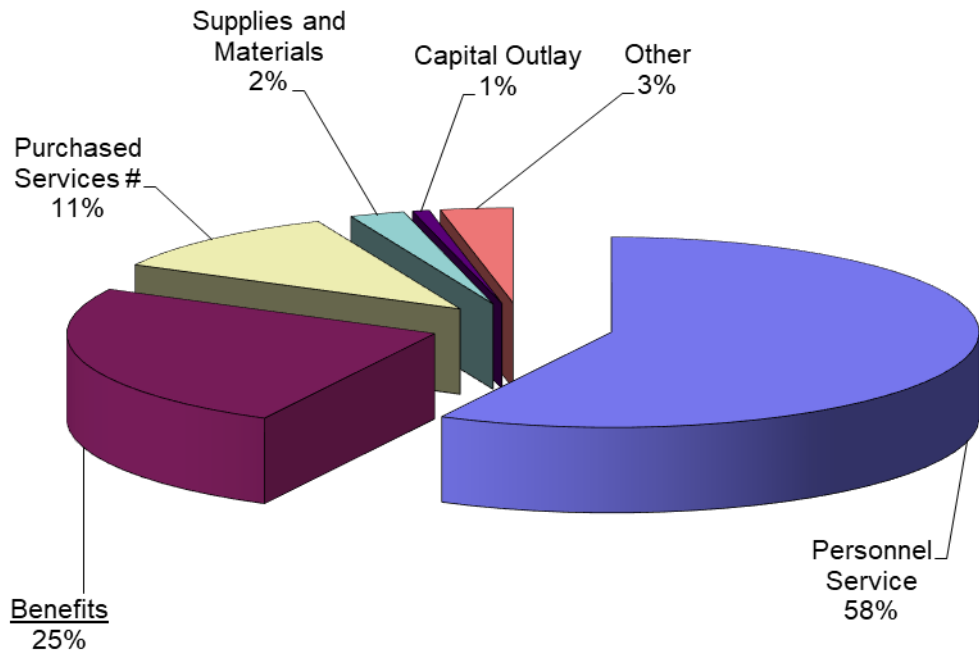
	November-23	November-22	November-21	November-20	November-19	Current Forecast
Personnel Service	\$20,324,635.13	\$21,916,642	\$21,839,148	\$21,126,644	\$20,743,759	\$58,584,346
Benefits	\$8,846,586.19	\$8,327,147	\$7,876,541	\$7,849,689	\$7,441,671	\$21,520,557
Purchased Services #	\$3,862,323.17	\$3,016,009	\$3,077,906	\$3,626,321	\$4,170,349	\$8,505,870
Supplies and Materials	\$851,634.43	\$717,903	\$516,273	\$802,583	\$651,662	\$1,244,205
Capital Outlay	\$261,751.84	\$312,123	\$759,534	\$500,658	\$1,718,967	\$1,207,052
Other	\$1,119,933.91	\$1,137,469	\$1,115,331	\$836,199	\$789,504	\$2,287,076
Transfers and Adv., Etc.	\$20,350.00	\$16,005	\$339,213	\$0	\$327,757	\$820,835
Other than Debt						
Total	\$35,287,215	\$35,443,299	\$35,523,945	\$34,742,094	\$35,843,669	\$94,169,941

Reduced with Fair School Funding Plan in January 2022

Current Forecast Fund Revenue



Current Forecast Fund Expenditures





Medina City Schools

NOVEMBER**MONTH END BANK ACCOUNT BALANCES:**

OPERATING ACCOUNT - HUNTINGTON	\$	1,659,607.93
FLEX ACCOUNT - HUNTINGTON	\$	49,963.10
WORKERS COMP (ZBA) - HUNTINGTON	\$	-
WESTFIELD BANK	\$	1,495,718.94
WESTFIELD BANK COMMERCIAL CHECKING	\$	1,576,510.72
STAR OHIO - GENERAL	\$	6,070,394.25
JP Morgan / Metlife Claims	\$	27,831.25
RED TREE INVESTMENTS - GENERAL	\$	22,885,250.02
MULTISECURITIES FIXED	\$	13,948,000.00
MULTISECURITIES CASH FUND DEPOSITS	\$	42,543.66
5/3RD BANK	\$	8,533,981.90
T. ROWE PRICE Hoffman-Collins	\$	279,338.84
DWS -Hoffman- Collins	\$	437,335.67
DWS - Bushman	\$	7,164.92
Kanehl Stocks	\$	3,437.61
TOTAL BANK BALANCES	\$	57,017,078.81

PETTY CASH/CHANGE FUND:

PETTY CASH	\$	-
TOTAL PETTY CASH/CHANGE FUND	\$	-

DEPOSITS IN TRANSIT:

\$	2,298,464.31	WESTFIELD
\$	254.79	MULTI SEC TO HUI
\$	(42,265.71)	MULTI SEC TO HUI
TOTAL DEPOSITS IN TRANSIT	\$	2,256,453.39

OUTSTANDING CHECKS:

OPERATING ACCOUNT - HUNTINGTON:		
CHECKS	(553,084.67)	
EFT-MEMO CKS V752597-V752637	(198,854.45)	
Workers Comp Outstanding Checks	(5,640.43)	SHEAKLEY
Flex Outstanding Checks	(1,051.87)	
PAYROLL ACCOUNT - HUNTINGTON:		
CHECKS	(168.52)	A10102
EFTS		
TOTAL OUTSTANDING CHECKS	\$	(758,799.94)

MISCELLANEOUS ADJUSTMENTS:

QTRLY TAXES	(246.45)	lakewood city
PAYSCHOOLS DISCREPANCY	(15.00)	PAYSCHOOLS DISC
ADJUSTMENTS IN TRANSIT	(54.18)	
TOTAL LIABILITIES ADJUSTMENTS	\$	(315.63)
TOTAL BANK BALANCE	\$	58,514,416.63
PER FINSUM (eFP)	\$	58,514,416.63
Difference	\$	-

Medina City School District

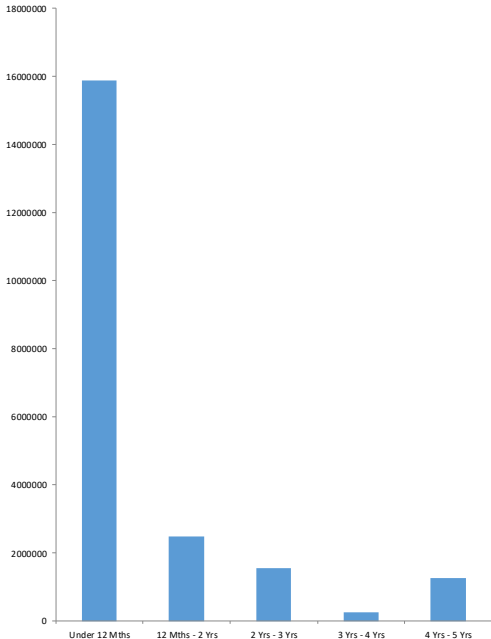
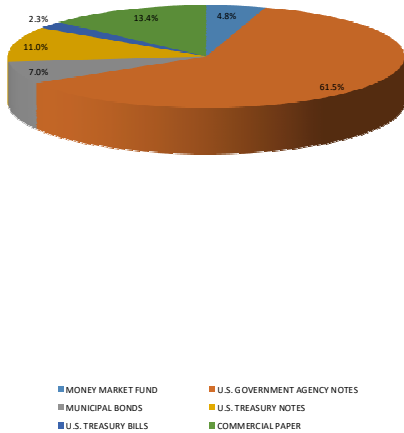
Sales Tax Update

Date	Sales Tax Description	Receipts	Expenditures	Balance
July 1, 2023	Beginning Balance (071) Sales Tax and (002-9012) Bond			\$3,479,546.49
July	Sales Tax Distribution	\$975,501.22		\$4,455,047.71
	Summer Paving Project Consulting Services		\$8,340.21	\$4,446,707.50
	MHS Gym Scoreboards		\$76,218.00	\$4,370,489.50
	Summer Paving Project		\$10,089.92	\$4,360,399.58
	Roofing Project		\$30,449.70	\$4,329,949.88
	Asphalt Overlay and Removal		\$57,617.00	\$4,272,332.88
	Compressor for Walk In Freezer Claggett		\$3,865.00	\$4,268,467.88
	Fleet Master Lease Agreement		\$7,496.46	\$4,260,971.42
August	Summer Paving Project Consulting Services		\$32,605.42	\$4,228,366.00
	Roof Replacement Project Consulting Services		\$9,830.14	\$4,218,535.86
	Scoreboard Booster Payment		(\$30,487.20)	\$4,249,023.06
	Pickleball Court Construction		\$104,754.00	\$4,144,269.06
	Pickleball Court Construction - City Payment		(\$25,872.50)	\$4,170,141.56
	Pickleball Court Construction - City Payment		(\$22,000.00)	\$4,192,141.56
	District Paving 2023		\$248,623.91	\$3,943,517.65
	Roof Replacement Project		\$217,260.00	\$3,726,257.65
	Roofing Project 2022		\$89,719.79	\$3,636,537.86
	Fleet Master Lease Agreement		\$7,471.46	\$3,629,066.40
September	Summer Paving Project Consulting Services		\$263.30	\$3,628,803.10
	Digital Message Center Sign		\$4,210.75	\$3,624,592.35
	Summer Paving Project		\$15,000.00	\$3,609,592.35
	Pickleball Court Construction		\$37,284.00	\$3,572,308.35
	Pickleball Court Construction - City Payment		(\$52,377.00)	\$3,624,685.35
	Fleet Master Lease Agreement		\$7,351.97	\$3,617,333.38
October	Sales Tax Distribution	\$1,129,124.90		\$4,746,458.28
	MHS Scoreboards		\$68,596.20	\$4,677,862.08
	Pickleball Court Construction - City Payment		(\$18,642.00)	\$4,696,504.08
	Roof Replacement Project		\$166,071.03	\$4,530,433.05
	Scoreboard Booster Payment		(\$27,231.47)	\$4,557,664.52
November	COP's Principal and Interest		\$1,370,657.68	\$3,187,006.84
	Masonry Repairs Blake		\$8,760.00	\$3,178,246.84
	District Paving 2023		\$47,863.86	\$3,130,382.98
	Fiscal Year Totals	\$2,104,626.12	\$2,453,789.63	

Medina City School District
Recreation Center

Date	Description	District Revenue	District Expenses	City Reimbursements	Total Balance
July 1, 2022	Beginning Balance (003-9001)				\$ 243,131.08
July	Rec Center Expansion Project		\$2,550.00		\$ 240,581.08
	Deposit in Error			\$22,000.00	\$ 262,581.08
	Natatorium Upgrade Project		\$105,800.00		\$ 156,781.08
August	Rec Center Expansion Project		\$2,550.00		\$ 154,231.08
	Consulting Services for Natatorium Upgrade Project		\$1,950.00		\$ 152,281.08
	Error Correction			-\$22,000.00	\$ 130,281.08
	Natatorium Upgrade Project		\$282,049.00		\$ (151,767.92)
September	Rec Center Expansion Project		\$2,550.00		\$ (154,317.92)
	Labor and Materials to Replair Severed Pipes in Pool		\$6,122.00		\$ (160,439.92)
October	Consulting Services for Natatorium Upgrade Project		\$1,050.00		\$ (161,489.92)
	Rec Center Expansion Project		\$2,550.00		\$ (164,039.92)
	Labor and Materials to Replair Severed Pipes in Pool			\$3,061.00	\$ (160,978.92)
	Natatorium Upgrade Project		\$184,287.00		\$ (345,265.92)
November	Rec Center Expansion Project		\$1,700.00		\$ (346,965.92)
	Total Revenues, Expenditures and Reimbursements	\$ -	\$ 593,158.00	\$ 3,061.00	

Monthly Investment Summary
Medina City School District
US Bank Custodian Acct Ending x70982
 November 30, 2023

Monthly Cash Flow Activity		Market Value Summary				
From 10-31-23 through 11-30-23						
Beginning Book Value	22,815,256.52					
Contributions	0.00					
Withdrawals	0.00					
Realized Gains/Losses	1,140.00					
Gross Interest Earnings	68,853.50					
Ending Book Value	22,885,250.02					
		Security Type	Market Value	Pct. Assets	Avg Yield at Cost	Wght Avg Mat
		Money Market Fund				
		MONEY MARKET FUND	1,076,604.19	4.8	5.24	0.00
		Fixed Income				
		MUNICIPAL BONDS	1,576,222.50	7.0	0.74	0.75
		U.S. GOVERNMENT AGENCY NOTES	13,798,701.14	61.4	1.59	1.18
		U.S. TREASURY BILLS	518,129.06	2.3	5.50	0.25
		U.S. TREASURY NOTES	2,463,687.50	11.0	2.37	0.37
		Accrued Interest	51,815.17	0.2		
		Commercial Paper				
		COMMERCIAL PAPER	2,995,556.06	13.3	5.86	0.49
		TOTAL PORTFOLIO	22,480,715.62	100.0	2.45	0.89
Maturity Distribution		Security Type Allocation				
<p align="center">Distribution by Maturity</p> 						

Disclosures:

RedTree's internal accounting system is used as the source of the market value of this account. Although obtained from a source believed to be reliable, we cannot guarantee its accuracy. You should review all account statements provided by the custodian and compare with the statements provided by RedTree.

Questions? Call 888.596.2293 or email info@redtreeinv.com

Portfolio Holdings Report
Medina City School District
US Bank Custodian Acct Ending x70982
 November 30, 2023

Quantity	Cusip	Security Description	Moody's	S&P	Cost Basis	Market Value	Yield at Cost	Wtd Maturity	Purchase Date
U.S. GOVERNMENT AGENCY NOTES									
460,000	3137EAF2	Federal Home Ln Mtg 0.250% Due 12-04-23	Aaa	AA+	459,434.20	459,803.45	0.30	0.01	04-14-21
625,000	3133EMRZ7	Federal Farm Credit Bank 0.250% Due 02-26-24	Aaa	AA+	623,324.16	617,356.64	0.34	0.24	03-09-21
385,000	3133EMRZ7	Federal Farm Credit Bank 0.250% Due 02-26-24	Aaa	AA+	384,110.65	380,291.69	0.33	0.24	03-31-21
1,000,000	3130ALSG0	Federal Home Ln Bank 0.250% Due 03-08-24	Aaa	AA+	998,332.00	986,373.88	0.31	0.27	05-24-21
240,000	3133EMTW2	Federal Farm Credit Bank 0.300% Due 03-18-24	Aaa	AA+	239,805.60	236,439.13	0.33	0.30	04-27-21
1,200,000	3133EMGF3	Federal Farm Credit Bank 0.350% Due 05-16-24	Aaa	AA+	1,197,900.00	1,172,577.16	0.40	0.45	11-19-20
115,000	3130ANMM9	Federal Home Ln Bank 0.540% Due 08-26-24	Aaa	AA+	115,000.00	111,035.03	0.54	0.72	08-26-21
750,000	3130ANX88	Federal Home Ln Bank 0.500% Due 09-27-24	Aaa	AA+	749,775.00	721,230.22	0.51	0.80	09-27-21
1,500,000	3130ALQV9	Federal Home Ln Bank 0.570% Due 09-30-24	Aaa	AA+	1,500,000.00	1,442,142.52	0.57	0.81	03-30-21
500,000	3130ALTH7	Federal Home Ln Bank 0.510% Due 09-30-24	Aaa	AA+	500,000.00	480,980.09	0.51	0.81	03-30-21
415,000	3130AKDS2	Federal Home Ln Bank 0.390% Due 10-28-24	Aaa	AA+	415,402.55	396,965.30	0.36	0.89	02-19-21
1,000,000	3135G06E8	Federal Natl Mtg Assoc 0.420% Due 11-18-24	Aaa	AA+	998,250.00	952,715.23	0.46	0.94	11-18-20
1,065,000	3133EPWP6	Federal Farm Credit Bank 5.500% Due 11-25-24	Aaa	AA+	1,064,829.60	1,068,017.56	5.52	0.95	09-25-23
1,200,000	3133EMER9	Federal Farm Credit Bank 0.470% Due 01-27-25	Aaa	AA+	1,198,620.00	1,137,640.25	0.50	1.13	10-29-20
600,000	3130AV7L0	Federal Home Ln Bank 5.000% Due 02-28-25	Aaa	AA+	595,584.00	599,538.47	5.57	1.18	10-20-23
250,000	3130AWLY4	Federal Home Ln Bank 5.125% Due 06-13-25	Aaa	AA+	249,855.00	250,675.57	5.16	1.43	08-24-23
800,000	3134GXDM3	Federal Home Ln Mtg 0.620% Due 12-01-25	Aaa	AA+	799,400.00	735,093.09	0.64	1.94	12-02-20
380,000	3134GXHD9	Federal Home Ln Mtg 0.700% Due 12-23-25	Aaa	AA+	380,000.00	349,505.23	0.70	2.00	12-23-20
500,000	3130AKZ25	Federal Home Ln Bank 0.650% Due 02-26-26	Aaa	AA+	500,000.00	455,534.56	0.65	2.17	02-26-21
200,000	3133EPWK7	Federal Farm Credit Bank 4.500% Due 09-22-28	Aaa	AA+	198,250.20	200,928.98	4.70	4.25	09-29-23
300,000	3134H1ES8	Federal Home Ln Mtg 6.000% Due 09-27-28	Aaa	AA+	300,000.00	299,330.35	6.00	4.09	09-29-23
725,000	3133EPZN8	Federal Farm Credit Bank 5.000% Due 10-24-28	Aaa	AA+	724,463.50	744,526.74	5.02	4.30	10-24-23
Accrued Interest						33,883.45			
						14,192,336.46	13,832,584.59	1.59	1.18
MUNICIPAL BONDS									
345,000	244721FK7	Defiance CSD, OH GO 4.000% Due 12-01-23	Aa2		376,891.80	345,000.00	1.20	0.00	07-16-20
500,000	677581JA9	State of Ohio, OH REV 0.300% Due 12-15-23	Aa2	AA	500,000.00	499,225.00	0.30	0.04	06-08-21
500,000	677581JB7	State of Ohio, OH REV 0.520% Due 12-15-24	Aa2	AA	500,000.00	476,095.00	0.52	1.01	06-08-21
250,000	668180CW0	Northwestern LSD, OH GO 5.820% Due 12-01-26	Aa2		304,310.00	255,902.50	1.42	2.66	10-12-21

Disclosures:

RedTree's internal accounting system is used as the source of the market value of this account. Although obtained from a source believed to be reliable, we cannot guarantee its accuracy. You should review all account statements provided by the custodian and compare with the statements provided by RedTree.

Questions? Call 888.596.2293 or email info@redtreeinv.com

Portfolio Holdings Report
Medina City School District
US Bank Custodian Acct Ending x70982
November 30, 2023

Quantity	Cusip	Security Description	Moody's	S&P	Cost Basis	Market Value	Yield at Cost	Wtd Maturity	Purchase Date
Accrued Interest						16,065.56			
					1,681,201.80	1,592,288.06	0.74	0.75	
U.S. TREASURY NOTES									
950,000	91282CBR1	US Treasury Note 0.250% Due 03-15-24	Aaa	AA+	948,033.21	936,269.54	0.33	0.29	08-09-21
550,000	91282CBV2	US Treasury Note 0.375% Due 04-15-24	Aaa	AA+	549,978.52	540,074.22	0.38	0.37	09-20-21
1,000,000	912828WJ5	US Treasury Note 2.500% Due 05-15-24	Aaa	AA+	975,546.88	987,343.75	5.39	0.45	06-30-23
Accrued Interest						1,866.16			
					2,473,558.61	2,465,553.66	2.37	0.37	
U.S. TREASURY BILLS									
525,000	912797GP6	US Treasury Bill 0.000% Due 02-29-24	P-1	A-1+	510,800.21	518,129.06	5.50	0.25	08-31-23
COMMERCIAL PAPER									
380,000	78009ACS1	Royal Bank of Canada (RBC) 0.000% Due 03-26-24	P-1	A-1+	363,926.00	373,286.16	5.89	0.32	06-30-23
500,000	46640PD18	JP Morgan 0.000% Due 04-01-24	P-1	A-1	479,000.00	490,681.50	5.85	0.34	07-06-23
250,000	89233GDG8	Toyota Motor Credit 0.000% Due 04-16-24	P-1	A-1+	239,563.19	244,804.25	5.90	0.38	07-25-23
250,000	13608ADK9	Canadian Imp Holdings 0.000% Due 04-19-24	P-1	A-1	239,425.00	244,709.25	5.89	0.38	07-24-23
250,000	89233GEQ5	Toyota Motor Credit 0.000% Due 05-24-24	P-1	A-1+	239,426.80	243,353.00	5.91	0.48	08-29-23
450,000	89233GFE1	Toyota Motor Credit 0.000% Due 06-14-24	P-1	A-1+	431,102.76	436,635.90	5.87	0.53	09-19-23
1,000,000	63307LH87	National Bank of Canada 0.000% Due 08-08-24	P-1	A-1	958,305.00	962,086.00	5.82	0.67	11-13-23
					2,950,748.75	2,995,556.06	5.86	0.49	
MONEY MARKET FUND									
USBMMF		First American Treasury Obligations Fund			1,076,604.19	1,076,604.19	5.24		
TOTAL PORTFOLIO					22,885,250.02	22,480,715.62	2.45	0.89	

Disclosures:

RedTree's internal accounting system is used as the source of the market value of this account. Although obtained from a source believed to be reliable, we cannot guarantee its accuracy. You should review all account statements provided by the custodian and compare with the statements provided by RedTree.

Questions? Call 888.596.2293 or email info@redtreeinv.com

Monthly Activity Reports
Medina City School District
US Bank Custodian Acct Ending x70982
 From 11-01-23 Through 11-30-23

GROSS INTEREST INCOME

Ex-Date	Pay-Date	Security	Amount
U.S. GOVERNMENT AGENCY NOTES			
11-16-23	11-16-23	Federal Farm Credit Bank 0.350% Due 05-16-24	2,100.00
11-20-23	11-20-23	Federal Natl Mtg Assoc 0.420% Due 11-18-24	2,100.00
11-27-23	11-27-23	Federal Farm Credit Bank 5.500% Due 11-25-24	9,762.50
11-27-23	11-27-23	Federal Natl Mtg Assoc 0.250% Due 11-27-23	1,250.00
			15,212.50
U.S. TREASURY NOTES			
11-15-23	11-15-23	US Treasury Note 2.500% Due 05-15-24	12,500.00
COMMERCIAL PAPER			
11-13-23	11-13-23	TD USA 0.000% Due 11-27-23	37,511.67
MONEY MARKET FUND			
11-01-23	11-01-23	First American Treasury Obligations Fund	3,629.33
GROSS INCOME			68,853.50

Disclosures:

RedTree's internal accounting system is used as the source of the market value of this account. Although obtained from a source believed to be reliable, we cannot guarantee its accuracy. You should review all account statements provided by the custodian and compare with the statements provided by RedTree.

Questions? Call 888.596.2293 or email info@redtreeinv.com

Purchase and Sale
Medina City School District
US Bank Custodian Acct Ending x70982
 From 11-01-23 Through 11-30-23

Trade Date	Settle Date	Quantity	Security	Unit Price	Amount
PURCHASES					
11-13-2023	11-13-2023	1,000,000	National Bank of Canada 0.000% Due 08-08-24	95.83	958,305.00
					958,305.00
SALES					
11-27-2023	11-27-2023	1,000,000	Federal Natl Mtg Assoc 0.250% Due 11-27-23	100.00	1,000,000.00
11-13-2023	11-13-2023	1,000,000	TD USA 0.000% Due 11-27-23	99.79	997,911.67
					1,997,911.67

Disclosures:

RedTree's internal accounting system is used as the source of the market value of this account. Although obtained from a source believed to be reliable, we cannot guarantee its accuracy. You should review all account statements provided by the custodian and compare with the statements provided by RedTree.

Questions? Call 888.596.2293 or email info@redtreeinv.com

Realized Gains/Losses
Medina City School District
US Bank Custodian Acct Ending x70982
 From 11-01-23 Through 11-30-23

Open Date	Close Date	Quantity	Security	Cost Basis	Proceeds	Gain Or Loss	
						Short Term	Long Term
11-25-2020	11-27-2023	1,000,000	Federal Natl Mtg Assoc 0.250% Due 11-27-23	998,860.00	1,000,000.00		1,140.00
TOTAL GAINS						0.00	1,140.00
TOTAL LOSSES						0.00	0.00
TOTAL REALIZED GAIN/LOSS						0.00	1,140.00

Disclosures:

RedTree's internal accounting system is used as the source of the market value of this account. Although obtained from a source believed to be reliable, we cannot guarantee its accuracy. You should review all account statements provided by the custodian and compare with the statements provided by RedTree.

Questions? Call 888.596.2293 or email info@redtreeinv.com

ENV# CEBPPKLZBBMGBHX_BBBBB
FIFTH THIRD SECURITIES, INC.
MD 1M0B2A
5050 KINGSLEY DRIVE
CINCINNATI, OH 45263



MEDINA CITY SCHOOLS
DAVID CHAMBERS
739 WEYMOUTH RD
MEDINA OH 44256

STATEMENT FOR THE PERIOD NOVEMBER 1, 2023 TO NOVEMBER 30, 2023

MEDINA CITY SCHOOLS - Corporation
Account Number: [REDACTED]

By the courtesy of:
Carter & Savage

For questions about your accounts:
In-State: 614 744 5496
National: 888 889 1025

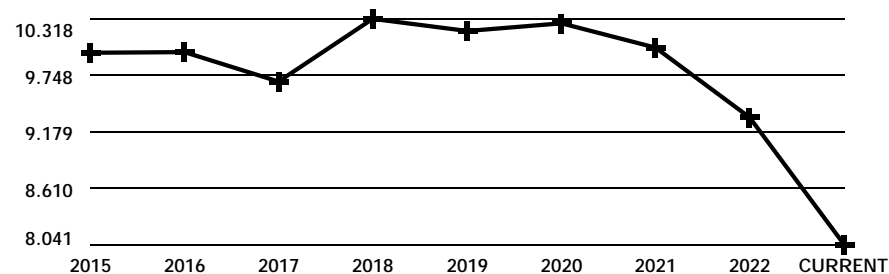
TOTAL VALUE OF YOUR PORTFOLIO **\$8,040,770.30**

FOR YOUR INFORMATION

Fifth Third Securities, Inc. Investments offered through Fifth Third Securities, Inc., member FINRA/SIPC

CHANGE IN VALUE OF YOUR PORTFOLIO

\$ millions



Change In Value Of Your Portfolio information can be found in Miscellaneous Footnotes at the end of this statement.

Account carried with National Financial Services LLC, Member
NYSE, SIPC

Fifth Third Securities, Inc.

MN _CEBPPKLZBBMGBHX_BBBBB 20231130

P

Statement for the Period November 1, 2023 to November 30, 2023

MEDINA CITY SCHOOLS - Corporation
Account Number: [REDACTED]



Account Overview

CHANGE IN ACCOUNT VALUE	<i>Current Period</i>	<i>Year-to-Date</i>
BEGINNING VALUE	\$7,966,094.93	\$9,329,696.10
Additions and Withdrawals	(\$2,125.77)	(\$1,576,179.74)
Misc. & Corporate Actions	\$0.00	\$0.00
Income	\$2,125.77	\$74,686.29
Taxes, Fees and Expenses	\$0.00	\$0.00
Change in Value	\$74,675.37	\$212,567.65
ENDING VALUE (AS OF 11/30/23)	\$8,040,770.30	\$8,040,770.30

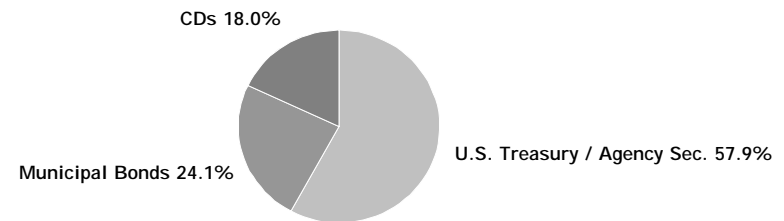
Refer to Miscellaneous Footnotes for more information on Change in Value.

INCOME	<i>Current Period</i>	<i>Year-to-Date</i>
TAXABLE		
Taxable Dividends	\$31.39	\$3,740.18
Taxable Interest	\$2,094.38	\$70,946.11
TOTAL TAXABLE	\$2,125.77	\$74,686.29
TOTAL INCOME	\$2,125.77	\$74,686.29

Taxable income is determined based on information available to NFS at the time the statement was prepared, and is subject to change. Final information on taxation of interest and dividends is available on Form 1099-Div, which is mailed in February of the subsequent year.

REALIZED GAIN (LOSS)	<i>Current Period</i>	<i>Year-to-Date</i>
Short Term Gain	\$0.00	\$0.00
Short Term Loss	\$0.00	\$0.00
Disallowed Short Term Loss	\$0.00	\$0.00
TOTAL SHORT TERM GAIN (LOSS)	\$0.00	\$0.00

ACCOUNT ALLOCATION



	<i>Percent</i>	<i>Prior Period</i>	<i>Current Period</i>
CDs	18.0 %	\$1,440,248.98	\$1,445,459.65
Municipal Bonds	24.1	\$1,917,909.20	\$1,939,023.90
U.S. Treasury / Agency Sec.	57.9	\$4,607,936.75	\$4,656,286.75
TOTAL	100.0 %	\$7,966,094.93	\$8,040,770.30

Account Allocation shows the percentage that each asset class represents of your total account value. Account Allocation for equities, fixed income, and other categories may include mutual funds and may be net of short positions. NFS has made assumptions concerning how certain mutual funds are allocated. Closed-end mutual funds and Exchange Traded Products (ETPs) listed on an exchange may be included in the equity allocation. The chart may not reflect your actual portfolio allocation. Consult your broker/dealer prior to making investment decisions.

Statement for the Period November 1, 2023 to November 30, 2023

MEDINA CITY SCHOOLS - Corporation
Account Number: [REDACTED]



Account Overview *continued*

REALIZED GAIN (LOSS) <i>continued</i>	Current Period	Year-to-Date
Long Term Gain	\$0.00	\$0.00
Long Term Loss	\$0.00	\$8,786.25
Disallowed Long Term Loss	\$0.00	\$0.00
TOTAL LONG TERM GAIN (LOSS)	\$0.00	(\$8,786.25)

NFS-provided cost basis, realized gain (loss) and holding period information may not reflect all adjustments necessary for your tax reporting purposes. Please refer to Footnotes and Cost Basis Information at the end of this statement for more information.

MESSAGES AND ALERTS

Customers wishing to learn more about their investment professional can contact the FINRA BrokerCheck Hotline Number at 1-800-289-9999 or visit the FINRA Regulation website www.finra.org. Customers can also obtain an investor brochure that includes information describing the FINRA BrokerCheck program by contacting Brokerage Operations 1-888-889-1025.

Order Flow Practices- SEC Rule 607 Disclosure- FTS is a customer of NFS, where NFS provides certain securities clearance services. FTS receives remuneration for directing orders to a particular broker or dealer and routes orders to market centers, national securities exchanges, alternative trading systems, electronic communications networks, and broker-dealers that offer credits for certain types of orders, while assessing fees for other types of orders. Credits offered by a market center may exceed the charges assessed, such that a market center may make a payment to FTS in relation to the orders. Such remuneration, if any, is considered compensation to FTS.

Please note that the FDIC insured deposit at Fifth Third Bank under the Fifth Third BD Program is not covered by SIPC. The FDIC insured deposit is eligible for FDIC insurance subject to FDIC coverage limits at the time funds are deposited at Fifth Third Bank. As referenced in the Fifth Third BD Program disclosure document, clients are responsible for monitoring their total assets at Fifth Third Bank to determine the extent of available FDIC coverage.

Fifth Third Securities reminds you to please promptly report any inaccuracies or discrepancies in your account to Brokerage Operations by calling 1-888-889-1025. Please reconfirm any oral communications in writing to your investment professional to further protect your rights under the Securities Investor Protection Act SIPA.

Statement for the Period November 1, 2023 to November 30, 2023

MEDINA CITY SCHOOLS - Corporation
Account Number: [REDACTED]



Holdings

NFS-provided cost basis, realized gain (loss) and holding period information may not reflect all adjustments necessary for tax purposes. Please refer to Footnotes and Cost Basis Information at the end of this statement for more information.

For additional information regarding your holdings, please refer to the footnotes at the end of the statement.

Client Investment - Reflects the amount from share purchases, transfers and conversions that have customer or third party provided cost basis. The amount does not reflect all account activity, including, but not limited to shares acquired via certain corporate actions, gifted/inherited, date of death step-up, or dividend reinvestments. The amount may fluctuate over time based on activity within the account due to buying, transferring or converting additional shares or selling all or part of a security. Transfers or conversions that do not have cost basis will not be reflected in the Client Investment amount. The reflected Client Investment amount does not represent your cost basis reported on IRS Form 1099-B, as it is a separate calculation.

Statement for the Period November 1, 2023 to November 30, 2023

MEDINA CITY SCHOOLS - Corporation
 Account Number: [REDACTED]

**FIXED INCOME - 100.00% of Total Account Value**

ALERT: You have a fixed income position due to mature within the next 90 days.

For an explanation of fixed income pricing, please see the last page. Redemption schedule(s), bond rating(s), and other information are provided where available. If information does not appear regarding a particular investment, it is not available.

Copyright 2022, S&P Global Market Intelligence. Reproduction of any information, data or material, including ratings ("Content") in any form is prohibited except with the prior written permission of the relevant party. Such party, its affiliates and suppliers ("Content Providers") do not guarantee the accuracy, adequacy, completeness, timeliness or availability of any Content and are not responsible for any errors or omissions (negligent or otherwise), regardless of the cause, or for the results obtained from the use of such Content. In no event shall Content Providers be liable for any damages, costs, expenses, legal fees, or losses (including lost income or lost profit and opportunity costs) in connection with any use of the Content. A reference to a particular investment or security, a rating or any observation concerning an investment that is part of the Content is not a recommendation to buy, sell or hold such investment or security, does not address the suitability of an investment or security and should not be relied on as investment advice. Credit ratings are statements of opinions and are not statements of fact.

Moody's® Copyright 2022, Moody's Investors Service, Inc. ("Moody's"). Moody's ratings ("Ratings") are proprietary to Moody's or its affiliates and are protected by copyright and other intellectual property laws. Ratings are licensed to Licensee by Moody's. RATINGS MAY NOT BE COPIED OR OTHERWISE REPRODUCED, REPACKAGED, FURTHER TRANSMITTED, TRANSFERRED, DISSEMINATED, REDISTRIBUTED OR RESOLD, OR STORED FOR SUBSEQUENT USE FOR ANY SUCH PURPOSE, IN WHOLE OR IN PART, IN ANY FORM OR MANNER OR BY ANY MEANS WHATSOEVER, BY ANY PERSON WITHOUT MOODY'S PRIOR WRITTEN CONSENT. Moody's® is a registered trademark.

Description	Symbol/Cusip Account Type	Quantity	Estimated Price on 11/30/23	Estimated Current Market Value	Estimated Annual Income	Original/Adjusted Cost Basis	Unrealized Gain (Loss)
CDs							
Certificates of Deposit (CDs), including Market Indexed CDs and Market Linked CDs (collectively, MCDs) are generally shown at estimated market prices based upon a matrix or model pricing method that may not represent the actual price if sold prior to maturity. However, CDs and MCDs may be shown at face value for up to seven calendar days from date of issue if estimated market prices have not been received from a third party pricing vendor. The actual value of CDs and MCDs may be different from their purchase price. CDs and MCDs are subject to interest rate risk. The estimated market price reflected for MCDs may not be based on the actual closing value of the linked market index on the final maturity date and the market value of MCDs may not correspond directly to increases or decreases in the underlying linked market index. You may sell CDs or MCDs in the secondary market subject to market conditions. The secondary market for CDs and MCDs is generally illiquid. If sold prior to maturity, the value of MCDs may be less than the purchase amount or face value. The sale or redemption of any fixed income security prior to maturity may result in a substantial gain or loss, and an early withdrawal penalty may apply. Certain MCDs may only be redeemed on pre-specified liquidation dates and may have call features that allow the issuer to call the MCD prior to maturity. Certain Step Rate CDs are also subject to reinvestment risk if call provisions are exercised by the issuer and if a CD with a comparable rate is not available.							
See sales materials or contact your broker/dealer for additional information.							
FLAGSTAR BK NATL ASSN HICKSVI CD 0.30000% 12/11/2023 FDIC INSURED CPN PMT SEMI-ANNUAL ON JUN 11, DEC 11 Next Interest Payable: 12/11/23 Estimated Yield 0.30% Accrued Interest \$354.06 Average Unit Cost \$1.00 Client Investment \$249,000.00 Adjusted Cost Basis	649447UHO CASH	249,000	\$0.99849	\$248,624.01	\$747.00	\$249,000.00	
MORGAN STANLEY BK N A CD 0.50000% 01/08/2024 FDIC INSURED CPN PMT QUARTERLY	61765QQ28 CASH	249,000	\$0.99486	\$247,720.14	\$1,245.00	\$249,000.00	
						\$249,000.00	D (\$375.99)

Fifth Third Securities, Inc.

Account carried with National Financial Services LLC, Member
 NYSE, SIPC

MN _CEBPPKLZBBMGBHX_BBBBB 20231130

P

Statement for the Period November 1, 2023 to November 30, 2023

MEDINA CITY SCHOOLS - Corporation
Account Number: [REDACTED]



FIXED INCOME *continued*

Description	Symbol/Cusip Account Type	Quantity	Estimated Price on 11/30/23	Estimated Current Market Value	Estimated Annual Income	Original/Adjusted Cost Basis	Unrealized Gain (Loss)
MORGAN STANLEY BK N A CD 0.50000%	61765QQ28	continued					
ON OCT 08, JAN 08, APR 08, JUL 08							
Next Interest Payable: 01/08/24							
STEP COUPON							
RESET FREQUENCY TERM MODE							
Estimated Yield 0.50%							
Accrued Interest \$180.78							
Average Unit Cost \$1.00							
Client Investment \$249,000.00							
Adjusted Cost Basis						\$249,000.00 D	(\$1,279.86)
CFBANK FAIRLAWN OH CD 2.80000%	15721UCY3	235,000	\$0.99249	\$233,235.15	\$6,580.00	\$235,000.00	
03/15/2024 FDIC INSURED	CASH						
CPN PMT MONTHLY							
Next Interest Payable: 12/15/23							
Estimated Yield 2.82%							
Accrued Interest \$288.44							
Average Unit Cost \$1.00							
Client Investment \$235,000.00							
Adjusted Cost Basis						\$235,000.00 D	(\$1,764.85)
FIRST ST BK BUXTON ND CD 2.40000%	31860PAL2	245,000	\$0.98522	\$241,378.90	\$5,880.00	\$245,000.00	
05/30/2024 FDIC INSURED	CASH						
CPN PMT MONTHLY							
Next Interest Payable: 12/30/23							
Estimated Yield 2.43%							
Accrued Interest \$16.11							
Average Unit Cost \$1.00							
Client Investment \$245,000.00							
Adjusted Cost Basis						\$245,000.00 D	(\$3,621.10)
STATE BK REESEVILLE WIS CD 2.25000%	856487AX1	240,000	\$0.98193	\$235,663.20	\$5,400.00	\$240,000.00	
06/28/2024 FDIC INSURED	CASH						
CPN PMT MONTHLY							
Next Interest Payable: 12/28/23							
Estimated Yield 2.29%							
Accrued Interest \$44.38							
Average Unit Cost \$1.00							
Client Investment \$240,000.00							
Adjusted Cost Basis						\$240,000.00 D	(\$4,336.80)

Fifth Third Securities, Inc.

Account carried with National Financial Services LLC, Member
NYSE, SIPC

MN _CEBPPKLZBBMGBHX_BBBBB 20231130

P

Statement for the Period November 1, 2023 to November 30, 2023

MEDINA CITY SCHOOLS - Corporation
Account Number: [REDACTED]



FIXED INCOME *continued*

Description	Symbol/Cusip Account Type	Quantity	Estimated Price on 11/30/23	Estimated Current Market Value	Estimated Annual Income	Original/Adjusted Cost Basis	Unrealized Gain (Loss)
RAYMOND JAMES BK NATL ASSN CD 2.000000% 08/23/2024 FDIC INSURED CPN PMT SEMI-ANNUAL ON FEB 23, AUG 23 Next Interest Payable: 02/23/24 Estimated Yield 2.05% Accrued Interest \$1342.47 Average Unit Cost \$1.00 Client Investment \$245,000.00 Adjusted Cost Basis	75472RAE1 CASH	245,000	\$0.97485	\$238,838.25	\$4,900.00	\$245,000.00	
Total CDs		1,463,000		\$1,445,459.65	\$24,752.00	\$1,463,000.00	D (\$6,161.75)
Municipal Bonds							
COLUMBUS OHIO ST CMNTY COLLEGE 00.56700% 12/01/2024 TAXABLE FACS CONSTR IMPT GO UNLTD TAX BDS SER. 2020 B UNLIMITED GEN OBLIG MOODY'S Aa1 /S&P AA CPN PMT SEMI-ANNUAL ON JUN 01, DEC 01 Next Interest Payable: 12/01/23 Accrued Interest \$1304.10 Average Unit Cost \$98.62 Client Investment \$453,645.40 Adjusted Cost Basis	19954VAJ6 CASH	460,000	\$95.309	\$438,421.40	\$2,608.20	\$453,645.40	
Unrealized Market Discount Income	\$2,118.15 Q					\$453,645.40	D (\$15,224.00)
CENTERVILLE OHIO CITY SCH DIST 00.81900% 12/01/2025 TAXABLE UNLTD TAX GO IMPT REF BDS SER. 2020 UNLIMITED GEN OBLIG MOODY'S Aa1 CPN PMT SEMI-ANNUAL ON DEC 01, JUN 01 Next Interest Payable: 12/01/23 Accrued Interest \$1023.75 Average Unit Cost \$100.14 Client Investment \$250,772.50	152239JX8 CASH	250,000	\$92.125	\$230,312.50	\$2,047.50	\$250,772.50	

Fifth Third Securities, Inc.

Account carried with National Financial Services LLC, Member
NYSE, SIPC

Statement for the Period November 1, 2023 to November 30, 2023

MEDINA CITY SCHOOLS - Corporation
Account Number: [REDACTED]



FIXED INCOME *continued*

Description	Symbol/Cusip Account Type	Quantity	Estimated Price on 11/30/23	Estimated Current Market Value	Estimated Annual Income	Original/Adjusted Cost Basis	Unrealized Gain (Loss)
CENTERVILLE OHIO CITY SCH DIST 00.81900%	152239JX8	continued					
Adjusted Cost Basis						\$250,341.57	D (\$20,029.07)
YTD Amortized Premium	\$84.28 E						
FRANKLIN CNTY OHIO TAXABLE GO LTD TAX	3531727W3	1,400,000	\$90.735	\$1,270,290.00	\$11,900.00	\$1,400,000.00	
00.85000% 06/01/2026 VAR PURP REF BDS	CASH						
SER. 2021 B							
LIMITED GEN OBLIG							
MOODY'S Aaa /S&P AAA							
CPN PMT SEMI-ANNUAL							
ON DEC 01, JUN 01							
Next Interest Payable: 12/01/23							
Accrued Interest \$5950.00							
Average Unit Cost \$100.00							
Client Investment \$1,400,000.00							
Adjusted Cost Basis						\$1,400,000.00	D (\$129,710.00)
Total Municipal Bonds		2,110,000		\$1,939,023.90	\$16,555.70	\$2,103,986.97	(\$164,963.07)
U.S. Treasury / Agency Securities							
FEDERAL NATL MTG ASSN NOTE 0.42000%	3135G06E8	275,000	\$95.277	\$262,011.75	\$1,155.00	\$274,835.00	
11/18/2024	CASH						
MOODY'S Aaa /S&P AA+							
CPN PMT SEMI-ANNUAL							
ON MAY 18, NOV 18							
Next Interest Payable: 05/18/24							
CALLABLE ON 02/18/2024 @ 100.0000							
Accrued Interest \$41.71							
Average Unit Cost \$99.94							
Client Investment \$274,835.00							
Adjusted Cost Basis						\$274,835.00	D (\$12,823.25)
FEDERAL HOME LOAN BA SER HR-9025	3130AQRN5	1,000,000	\$96.38	\$963,800.00	\$21,500.00	\$994,230.00	
2.15000% 02/18/2025	CASH						
MOODY'S Aaa /S&P AA+							
CPN PMT SEMI-ANNUAL							
ON AUG 18, FEB 18							
Next Interest Payable: 02/18/24							
CALLABLE ON 02/18/2024 @ 100.0000							
STEP COUPON							

Fifth Third Securities, Inc.

Account carried with National Financial Services LLC, Member
NYSE, SIPC

MN _CEBPPKLZBBMGBHX_BBBBB 20231130

P

Statement for the Period November 1, 2023 to November 30, 2023

MEDINA CITY SCHOOLS - Corporation
Account Number: [REDACTED]



FIXED INCOME *continued*

Description	Symbol/Cusip Account Type	Quantity	Estimated Price on 11/30/23	Estimated Current Market Value	Estimated Annual Income	Original/Adjusted Cost Basis	Unrealized Gain (Loss)
FEDERAL HOME LOAN BA SER HR-9025	3130AQRN5	<i>continued</i>					
RESET FREQUENCY TERM MODE							
Accrued Interest \$6091.67							
Average Unit Cost \$99.42							
Client Investment \$994,230.00							
Adjusted Cost Basis						\$994,230.00 D	(\$30,430.00)
FEDERAL FARM CR BKS BOND 0.53000%	3133EMFC1	1,000,000	\$93.007	\$930,070.00	\$5,300.00	\$998,500.00	
07/29/2025	CASH						
MOODY'S Aaa /S&P AA+							
CPN PMT SEMI-ANNUAL							
ON JAN 29, JUL 29							
Next Interest Payable: 01/29/24							
CONTINUOUSLY CALLABLE FROM 10/29/2021							
CALLABLE ON 12/06/2023 @ 100.0000							
Accrued Interest \$1796.11							
Average Unit Cost \$99.85							
Client Investment \$998,500.00							
Adjusted Cost Basis						\$998,500.00 D	(\$68,430.00)
FEDERAL FARM CR BKS BOND 0.61000%	3133EL4W1	1,000,000	\$92.885	\$928,850.00	\$6,100.00	\$1,000,000.00	
08/25/2025	CASH						
MOODY'S Aaa /S&P AA+							
CPN PMT SEMI-ANNUAL							
ON FEB 25, AUG 25							
Next Interest Payable: 02/25/24							
CONTINUOUSLY CALLABLE FROM 02/25/2021							
CALLABLE ON 12/06/2023 @ 100.0000							
Accrued Interest \$1626.67							
Average Unit Cost \$100.00							
Client Investment \$1,000,000.00							
Adjusted Cost Basis						\$1,000,000.00 D	(\$71,150.00)
FEDERAL HOME LOAN BA SER L7-2026	3130ALVT8	1,000,000	\$93.102	\$931,020.00	\$15,000.00	\$1,000,000.00	
1.50000% 04/14/2026	CASH						
MOODY'S Aaa /S&P AA+							
CPN PMT SEMI-ANNUAL							
ON OCT 14, APR 14							
Next Interest Payable: 04/14/24							
STEP COUPON							

Fifth Third Securities, Inc.

Account carried with National Financial Services LLC, Member
NYSE, SIPC

MN _CEBPPKLZBBMGBHX_BBBBB 20231130

P

Statement for the Period November 1, 2023 to November 30, 2023

MEDINA CITY SCHOOLS - Corporation
Account Number: [REDACTED]



FIXED INCOME *continued*

Description	Symbol/Cusip Account Type	Quantity	Estimated Price on 11/30/23	Estimated Current Market Value	Estimated Annual Income	Original/Adjusted Cost Basis	Unrealized Gain (Loss)
FEDERAL HOME LOAN BA SER L7-2026	3130ALVT8	continued					
RESET FREQUENCY TERM MODE							
Accrued Interest \$1916.67							
Average Unit Cost \$100.00							
Client Investment \$1,000,000.00							
Adjusted Cost Basis						\$1,000,000.00 D	(\$68,980.00)
FEDERAL HOME LOAN BA SER TX-9026	3130ANZM5	700,000	\$91.505	\$640,535.00	\$5,950.00	\$698,999.00	
0.85000% 09/30/2026	CASH						
MOODY'S Aaa /S&P AA+							
CPN PMT SEMI-ANNUAL							
ON MAR 30, SEP 30							
Next Interest Payable: 03/30/24							
CALLABLE ON 12/30/2023 @ 100.0000							
STEP COUPON							
RESET FREQUENCY TERM MODE							
NEXT RESET 03/30/2024 @ 1.00000							
Accrued Interest \$991.67							
Average Unit Cost \$99.86							
Client Investment \$698,999.00							
Adjusted Cost Basis						\$698,999.00 D	(\$58,464.00)
Total U.S. Treasury / Agency Securities		4,975,000		\$4,656,286.75	\$55,005.00	\$4,966,564.00	(\$310,277.25)
Total Fixed Income		8,548,000		\$8,040,770.30	\$96,312.70	\$8,533,550.97	(\$492,780.67)
Total Fixed Income Client Investment	\$8,533,981.90						
Total Securities				\$8,040,770.30	\$96,312.70	\$8,533,550.97	(\$492,780.67)
TOTAL PORTFOLIO VALUE				\$8,040,770.30	\$96,312.70	\$8,533,550.97	(\$492,780.67)
TOTAL CLIENT INVESTMENT	\$8,533,981.90						

Statement for the Period November 1, 2023 to November 30, 2023

MEDINA CITY SCHOOLS - Corporation
Account Number: [REDACTED]



Activity

NFS-provided cost basis, realized gain (loss) and holding period information may not reflect all adjustments necessary for tax purposes. Please refer to Footnotes and Cost Basis Information at the end of this statement for more information.

CORE FUND ACTIVITY

For more information about the operation of your core account, please refer to your Customer Agreement.

Settlement Date	Account Type	Transaction	Description	Quantity	Amount
11/01/23	CASH	YOU BOUGHT	FEDERATED HERMES GOVT OBLIGATIONS IS @ 1	31.39	(\$31.39)
11/15/23	CASH	YOU BOUGHT	FEDERATED HERMES GOVT OBLIGATIONS IS @ 1	558.85	(\$558.85)
11/20/23	CASH	YOU BOUGHT	FEDERATED HERMES GOVT OBLIGATIONS IS @ 1	577.5	(\$577.50)
11/28/23	CASH	YOU BOUGHT	FEDERATED HERMES GOVT OBLIGATIONS IS @ 1	458.63	(\$458.63)
11/30/23	CASH	YOU SOLD	FEDERATED HERMES GOVT OBLIGATIONS IS @ 1	(1,626.37)	\$1,626.37
TOTAL CORE FUND ACTIVITY					\$0.00

ACTIVITY > ADDITIONS AND WITHDRAWALS > OTHER ADDITIONS AND WITHDRAWALS

Date	Account Type	Transaction	Description	Quantity	Amount
Other Additions and Withdrawals					
11/30/23	CASH	WIRE TRANS TO BANK	WD71614114 THE HUNTINGTON NATIONAL BANK [REDACTED]		(\$2,125.77)
Total Other Additions and Withdrawals					(\$2,125.77)

Statement for the Period November 1, 2023 to November 30, 2023

MEDINA CITY SCHOOLS - Corporation
Account Number: [REDACTED]



ACTIVITY *continued*

					Amount
TOTAL ADDITIONS AND WITHDRAWALS					(\$2,125.77)

ACTIVITY > INCOME > TAXABLE INCOME

Settlement Date	Account Type	Transaction	Description	Quantity	Amount
Taxable Dividends					
10/31/23	CASH	DIVIDEND RECEIVED	FEDERATED HERMES GOVT OBLIGATIONS IS DIVIDEND RECEIVED		\$31.39
Total Taxable Dividends					\$31.39
Taxable Interest					
11/15/23	CASH	INTEREST	CFBANK FAIRLAWN OH CD 2.80000% 03/15/2024		\$558.85
11/20/23	CASH	INTEREST	FEDERAL NATL MTG ASSN NOTE 0.42000% 11/18/2024		\$577.50
11/28/23	CASH	INTEREST	STATE BK REESEVILLE WIS CD 2.25000% 06/28/2024		\$458.63
11/30/23	CASH	INTEREST	FIRST ST BK BUXTON ND CD 2.40000% 05/30/2024		\$499.40
Total Taxable Interest					\$2,094.38
Total Taxable Income					\$2,125.77
TOTAL INCOME					\$2,125.77

Brokerage Account Statement

November 1, 2023 - November 30, 2023

Account Number: [REDACTED]

MEDINA CITY SCHOOLS
739 WEYMOUTH RD
MEDINA OH 44256-2037

Your Account Executive:
ANDREW CARDINALI

Portfolio at a Glance

	This Period
BEGINNING ACCOUNT VALUE	\$13,915,028.48
Deposits (Cash & Securities)	248,254.79
Withdrawals (Cash & Securities)	-491,000.00
Dividends, Interest and Other Income	42,265.71
Net Change in Portfolio¹	55,131.64
ENDING ACCOUNT VALUE	\$13,769,680.62
Estimated Annual Income	\$471,767.00

¹ Net Change in Portfolio is the difference between the ending account value and beginning account value after activity.

Asset Summary

Percent	Asset Type	Last Period	This Period
1%	Cash, Money Funds, and Bank Deposits	23.16	42,543.66
99%	Fixed Income	13,915,005.32	13,727,136.96
100%	Account Total	\$13,915,028.48	\$13,769,680.62

Please review your allocation periodically with your Account Executive.

Client Service Information

Your Account Executive: ATT
ANDREW CARDINALI

Contact Information
E-Mail: customerservice@mbssecurities.com

Client Service Information
Service Hours: Weekdays 09:00 a.m. - 05:00 p.m. (EST)
Client Service Telephone Number: (800) 967-9045
Web Site: WWW.MBSSECURITIES.COM

Your Account Information

INVESTMENT OBJECTIVE

Investment Objective: NONE SPECIFIED

Please discuss your investment objective with your Account Executive.

TAX LOT DEFAULT DISPOSITION METHOD

Default Method for Mutual Funds: First In First Out

Default Method for Stocks in a Dividend Reinvestment Plan: First In First Out

Default Method for all Other Securities: First In First Out

BOND AMORTIZATION ELECTIONS

Amortize premium on taxable bonds based on Constant Yield Method: Yes

Accrual market discount method for all other bond types: Constant Yield Method

Include market discount in income annually: No

ELECTRONIC DELIVERY

You have **not** enrolled any documents for electronic delivery. The following documents are available for electronic delivery:

Statements and Reports

Notifications

Tax Documents

Trade Confirmations

Prospectus

Proxy/Shareholder Communications

Please log in to your account or contact your Account Executive to make any changes to your electronic delivery preferences.

Income and Expense Summary

	Current Period		Year-to-Date	
	Taxable	Non Taxable	Taxable	Non Taxable
Interest Income				
Bond Interest	42,249.95	0.00	285,494.47	0.00
Credit Interest	15.76	0.00	68.45	0.00
Total Income	\$42,265.71	\$0.00	\$285,562.92	\$0.00

Accrued Interest Summary

	Current Period		Year-to-Date	
	Taxable	Non Taxable	Taxable	Non Taxable
Accrued Interest Paid				
Certificates of Deposit	0.00	0.00	-68.41	0.00
Total Accrued Interest Paid	\$0.00	\$0.00	-\$68.41	\$0.00
Accrued Interest Received				
Certificates of Deposit	0.00	0.00	2,920.82	0.00
Total Accrued Interest Received	\$0.00	\$0.00	\$2,920.82	\$0.00

November 1, 2023 - November 30, 2023
MEDINA CITY SCHOOLS

Portfolio Holdings

Description	Quantity	Opening Balance	Closing Balance	Accrued Income	30-Day Yield
CASH, MONEY FUNDS AND BANK DEPOSITS 1.00% of Portfolio					
Cash Balance		23.16	42,543.66		
TOTAL CASH, MONEY FUNDS AND BANK DEPOSITS		\$23.16	\$42,543.66	\$0.00	

Description	Quantity	Market Price	Market Value	Accrued Interest	Estimated Annual Income	Estimated Yield
FIXED INCOME 99.00% of Portfolio (In Maturity Date Sequence)						
Certificates of Deposit						
*UBS BK USA SALT LAKE CITY UT CTF DEP 2.550% 12/18/23 DTD 06/16/22 ACT/365 1ST CPN DTE 07/16/22 Security Identifier: 90348J3V0	248,000.0000	99.8660	247,667.68	242.56	6,324.00	2.55%
*LIBERTY BK MIDDLETOWN CT CTF DEP 5.300% 12/27/23 DTD 09/27/23 ACT/365 Security Identifier: 53021LBN6	246,000.0000	100.0050	246,012.30	2,286.12	13,038.00	5.29%
*BOGOTA SVGS BK TEANECK NJ CTF DEP 5.400% 12/29/23 DTD 09/29/23 ACT/365 1ST CPN DTE 12/29/23 Security Identifier: 097281BW8	246,000.0000	100.0130	246,031.98	2,256.46	13,284.00	5.39%
BMW BK NORTH AMER SALT LAKE CITY UTAH CTF DEP 0.350% 01/16/24 DTD 07/16/21 ACT/365 Security Identifier: 05580AA95	246,000.0000	99.3630	244,432.98	323.17	861.00	0.35%
DELTA NATL BK & TR CO NEW YORK NY CTF DEP 1.200% 03/04/24 DTD 03/31/20 ACT/365 Security Identifier: 24773RBN4	141,000.0000	98.9130	139,467.33	282.77	1,692.00	1.21%
THIRD FED SVGS & LN ASSN OF CLEVELAND CTF DEP 0.400% 03/15/24 B/E DTD 09/15/21 ACT/365 Security Identifier: 88413QDC9	245,000.0000	98.5560	241,462.20	204.05	980.00	0.40%
MVB BK INC FAIRMONT WEST VA CTF DEP 5.300% 03/22/24 B/E DTD 03/24/23 ACT/365 1ST CPN DTE 04/24/23 Security Identifier: 62847NDL7	248,000.0000	99.9560	247,890.88	216.07	13,144.00	5.30%
PREFERRED BK LOS ANGELES CALIF CTF DEP 1.100% 03/27/24 DTD 03/27/20 ACT/365 Security Identifier: 740367KG1	227,000.0000	98.6180	223,862.86	20.52	2,497.00	1.11%
NICOLET NATL BK GREENBAY WIS CTF DEP 4.000% 03/28/24 B/E DTD 09/28/22 ACT/365 1ST CPN DTE 10/28/22 Security Identifier: 654062KZ0	248,000.0000	99.5460	246,874.08	54.36	9,920.00	4.01%

Portfolio Holdings (continued)

Description	Quantity	Market Price	Market Value	Accrued Interest	Estimated Annual Income	Estimated Yield
FIXED INCOME (continued)						
Certificates of Deposit (continued)						
SECURITY ST BK FARWELL TEX CTF DEP 0.400% 03/28/24 DTD 03/31/21 ACT/365 CALLABLE 11/30/23 Security Identifier: 81500JBG7	248,000.0000	98.3920	244,012.16	0.00	992.00	0.40%
PRIME ALLIANCE BK WOODS CROSS UTAH CTF DEP 5.200% 04/15/24 DTD 06/13/23 ACT/365 Security Identifier: 74160NKA7	248,000.0000	99.9400	247,851.20	600.64	12,896.00	5.20%
PACIFIC WESTN BK BEVERLY HILLS CALIF CTF DEP 1.300% 04/16/24 B/E DTD 04/16/20 ACT/365 Security Identifier: 69506YRH4	248,000.0000	98.4530	244,163.44	397.48	3,224.00	1.32%
DISCOVER BK GREENWOOD DEL CTF DEP 2.500% 04/29/24 DTD 04/27/22 ACT/365 Security Identifier: 254673B62	248,000.0000	98.8100	245,048.80	577.53	6,200.00	2.53%
CENTERSTATE BK FLA NA WINTERHAVEN FL CTF DEP 1.050% 04/30/24 B/E DTD 04/30/20 ACT/365 Security Identifier: 15201QDH7	248,000.0000	98.1980	243,531.04	221.16	2,604.00	1.06%
BMO HARRIS BK NATL ASSN CHICAGO ILL CTF DEP 2.800% 06/10/24 DTD 06/10/22 ACT/365 Security Identifier: 05600XFU9	248,000.0000	98.6330	244,609.84	3,291.27	6,944.00	2.83%
LINCOLN SVGS BK REINBECK IOWA CTF DEP CT/365 0.600% 06/24/24 DTD 06/24/20 ACT/365 Security Identifier: 534732AV4	248,000.0000	97.3110	241,331.28	24.46	1,488.00	0.61%
FIRST KEYSTONE CMNTY BK BERWICK PA CTF DEP 0.600% 06/28/24 DTD 06/30/20 ACT/365 Security Identifier: 32065RAK1	248,000.0000	97.2570	241,197.36	0.00	1,488.00	0.61%
FLAGSTAR BK FSB TROY MICH CTF DEP 0.500% 07/17/24 DTD 07/17/20 ACT/365 1ST CPN DTE 01/17/21 Security Identifier: 33847E3V7	248,000.0000	96.9500	240,436.00	462.03	1,240.00	0.51%
TOYOTA FINL SVGS BK HEND NV CTF DEP 0.600% 08/12/24 DTD 08/12/21 ACT/365 1ST CPN DTE 02/12/22 Security Identifier: 89235MLG4	248,000.0000	96.6570	239,709.36	448.44	1,488.00	0.62%
PACIFIC PREMIER BK IRVINE CALIF CTF DEP 3.450% 09/09/24 DTD 09/09/22 ACT/365 1ST CPN DTE 03/09/23 Security Identifier: 69478QGQ7	248,000.0000	98.4290	244,103.92	1,922.17	8,556.00	3.50%
CHARLES SCHWAB BK SSB WESTLAKE TEX CTF DEP 5.200% 09/16/24 DTD 03/10/23 ACT/365 Security Identifier: 15987UAT5	243,000.0000	99.7770	242,458.11	2,804.15	12,636.00	5.21%
WELLS FARGO BK N A SIOUX FALLS S D CTF DEP 4.500% 10/21/24 DTD 10/21/22 ACT/365 Security Identifier: 9497632V7	248,000.0000	99.1040	245,777.92	275.18	11,160.00	4.54%

November 1, 2023 - November 30, 2023
MEDINA CITY SCHOOLS

Portfolio Holdings (continued)

Description	Quantity	Market Price	Market Value	Accrued Interest	Estimated Annual Income	Estimated Yield
FIXED INCOME (continued)						
Certificates of Deposit (continued)						
INSTITUTION FOR SVGS IN NEWBURYPORT & ITS VIC MA CTF DEP 0.700% 10/28/24 DTD 10/28/21 ACT/365 Security Identifier: 45780PBBO	249,000.0000	95.7120	238,322.88	9.55	1,743.00	0.73%
WESTERN ALLIANCE BK PHOENIX AZ CTF DEP 5.000% 10/28/24 B/E DTD 04/27/23 ACT/365 1ST CPN DTE 10/27/23 Security Identifier: 95763PLV1	243,000.0000	99.5200	241,833.60	1,131.78	12,150.00	5.02%
CROSSFIRST BK LEAWOOD KS CTF DEP 5.100% 11/18/24 DTD 05/17/23 ACT/365 CALLABLE 12/17/23 Security Identifier: 22766AMB8	243,000.0000	99.6040	242,037.72	441.39	12,393.00	5.12%
BURKE & HERBERT BK & TR CO ALEXANDRIA VA CTF DEP 3.450% 02/05/25 DTD 08/05/22 ACT/365 Security Identifier: 121331AN2	248,000.0000	97.6600	242,196.80	586.03	8,556.00	3.53%
NORTHWEST BK BOISE IDAHO CTF DEP 5.250% 03/24/25 B/E DTD 03/22/23 ACT/365 1ST CPN DTE 04/22/23 Security Identifier: 66736ACF4	248,000.0000	99.7020	247,260.96	285.37	13,020.00	5.26%
SAFRA NATL BK NEW YORK CTF DEP INSTL CTF DEP 2.000% 03/24/25 DTD 03/23/22 ACT/365 Security Identifier: 78658RHM6	248,000.0000	95.6380	237,182.24	924.05	4,960.00	2.09%
PACIFIC ALLIANCE BK SAN GABRIEL CA CTF DEP 5.150% 03/27/25 B/E DTD 03/27/23 ACT/365 Security Identifier: 693963AEO	248,000.0000	99.6020	247,012.96	104.98	12,772.00	5.17%
BANKWELL BK NEW CANAAN CONN CTF DEP 5.150% 03/31/25 B/E DTD 03/31/23 ACT/365 1ST CPN DTE 05/01/23 Security Identifier: 06654BES6	248,000.0000	99.6170	247,050.16	1,014.76	12,772.00	5.16%
BEAL BK PLANO TEX CTF DEP 2.600% 04/16/25 B/E DTD 04/20/22 ACT/365 1ST CPN DTE 10/20/22 Security Identifier: 07371AN74	246,000.0000	96.2450	236,762.70	718.45	6,396.00	2.70%
ALLY BK SANDY UTAH CTF DEP 2.950% 04/28/25 DTD 04/28/22 ACT/365 CALLABLE 12/28/23 Security Identifier: 02007GQG1	246,000.0000	96.6260	237,699.96	656.11	7,257.00	3.05%
CROSS RIV BK TEANECK NJ CTF DEP 4.850% 05/19/25 B/E DTD 05/19/23 ACT/365 1ST CPN DTE 11/19/23 Security Identifier: 227563CJO	244,000.0000	99.1740	241,984.56	356.64	11,834.00	4.89%

Portfolio Holdings (continued)

Description	Quantity	Market Price	Market Value	Accrued Interest	Estimated Annual Income	Estimated Yield
FIXED INCOME (continued)						
Certificates of Deposit (continued)						
BARCLAYS BK DEL RETAIL CTF DEP 3A2 INSTL CTF DEP 3.050% 06/02/25 B/E DTD 06/02/22 ACT/365 Security Identifier: 06740KQS9	248,000.0000	96.6070	239,585.36	3,750.92	7,564.00	3.15%
EAGLEBANK BETHESDA MD CTF DEP 5.050% 07/21/25 DTD 07/21/23 ACT/365 1ST CPN DTE 08/21/23 Security Identifier: 27002YGD2	248,000.0000	99.4980	246,755.04	308.81	12,524.00	5.07%
GENERATIONS BK ROGERS ARK CTF DEP 3.400% 08/04/25 DTD 08/03/22 ACT/365 CALLABLE 12/03/23 Security Identifier: 37149CAZ0	248,000.0000	96.8720	240,242.56	623.74	8,432.00	3.50%
CAPITAL ONE NATL ASSN MCLEAN VA CTF DEP 3.350% 08/11/25 DTD 08/10/22 ACT/365 Security Identifier: 14042RTP6	248,000.0000	96.7460	239,930.08	2,549.30	8,308.00	3.46%
FIRST ST BK WINCHESTER OHIO CTF DEP 3.500% 09/16/25 DTD 09/16/22 ACT/365 Security Identifier: 33650TAG5	248,000.0000	96.8830	240,269.84	332.93	8,680.00	3.61%
FIRST INTERNET BK FISHERS IND CTF DEP 4.000% 09/29/25 DTD 09/28/22 ACT/365 1ST CPN DTE 10/28/22 Security Identifier: 32056GDQ0	248,000.0000	97.7210	242,348.08	54.36	9,920.00	4.09%
CIBC BK USA CHICAGO IL CTF DEP 4.850% 11/25/25 DTD 05/25/23 ACT/365 1ST CPN DTE 11/25/23 Security Identifier: 12547CBL1	244,000.0000	99.1880	242,018.72	162.11	11,834.00	4.88%
MORGAN STANLEY PRIVATE BK NATL ASSN INSTL CTF DEP PROGRAM 3.200% 11/28/25 DTD 05/31/22 Security Identifier: 61768U4L8	248,000.0000	96.0930	238,310.64	43.48	7,936.00	3.33%
UNITED PRAIRIE BK MTN LAKE MINN CTF DEP 5.300% 12/11/25 DTD 10/11/23 ACT/365 Security Identifier: 91134CCV1	248,000.0000	100.0730	248,181.04	684.21	13,144.00	5.29%
FIRST FNDTN BK IRVINE CA CTF DEP 4.900% 02/18/26 DTD 08/18/23 ACT/365 1ST CPN DTE 02/18/24 Security Identifier: 32026UX27	248,000.0000	99.2450	246,127.60	3,462.49	12,152.00	4.93%
ARMOR BK FORREST CITY ARK CTF DEP 5.300% 03/24/26 B/E DTD 03/24/23 ACT/365 CALLABLE 03/24/24 Security Identifier: 04225AAC2	248,000.0000	100.0250	248,062.00	216.07	13,144.00	5.29%
GOLDEN BK NATL ASSN HOUSTON TEX CTF DEP 5.200% 04/20/26 DTD 10/20/23 ACT/365 1ST CPN DTE 04/20/24 Security Identifier: 38081GBA3	243,000.0000	99.9290	242,827.47	1,419.39	12,636.00	5.20%
WOOD & HUSTON BK MARSHALL MO CTF DEP 4.700% 06/30/26 DTD 06/30/23 ACT/365 1ST CPN DTE 07/30/23 Security Identifier: 978208AG1	248,000.0000	98.8390	245,120.72	0.00	11,656.00	4.75%

November 1, 2023 - November 30, 2023
MEDINA CITY SCHOOLS

Portfolio Holdings (continued)

Description	Quantity	Market Price	Market Value	Accrued Interest	Estimated Annual Income	Estimated Yield
FIXED INCOME (continued)						
Certificates of Deposit (continued)						
FRONTIER BK OMAHA NE CTF DEP 4.700% 07/14/26 DTD 07/14/23 ACT/365 1ST CPN DTE 08/14/23 Security Identifier: 35907XFG7	248,000.0000	98.8360	245,113.28	510.95	11,656.00	4.75%
SALLIE MAE BK SALT LAKE CITY UT CTF DEP 4.850% 08/10/26 DTD 08/09/23 ACT/365 1ST CPN DTE 02/09/24 Security Identifier: 795451DE0	246,000.0000	99.1670	243,950.82	3,693.71	11,931.00	4.89%
POPULAR BK NEW YORK BRH INSTL CTF DEP PROGRAM 4.950% 09/17/26 B/E DTD 09/20/23 ACT/365 Security Identifier: 73317ACL4	246,000.0000	100.0100	246,024.60	2,368.68	12,177.00	4.94%
AMERICAN EXPRESS NATL BK BROKERED INTL CTF DEP PROGRAM INSTL CTF DEP 5.000% 09/21/26 B/E DTD 09/20/23 Security Identifier: 02589AF31	243,000.0000	99.6310	242,103.33	2,363.42	12,150.00	5.01%
CITIBANK NATL ASSN SIOUX FALLS S D CTF DEP 5.100% 09/29/26 DTD 09/29/23 ACT/365 Security Identifier: 17312Q4A4	243,000.0000	99.8480	242,630.64	2,105.11	12,393.00	5.10%
SOUTHERN FIRST BK N A GREENVILLE S C CTF DEP 4.600% 11/27/26 DTD 05/26/23 ACT/365 Security Identifier: 84287PHU9	248,000.0000	98.5690	244,451.12	125.02	11,408.00	4.66%
ROLLSTONE BK & TR FITCHBURG MASS CTF DEP 3.550% 08/23/27 DTD 08/22/22 ACT/365 Security Identifier: 77579AFG6	245,000.0000	94.1390	230,640.55	2,382.88	8,697.50	3.77%
FARMERS & MERCHANTS BK BERLIN WIS CTF DEP 5.550% 11/03/27 DTD 11/03/23 ACT/365 Security Identifier: 307811HT9	248,000.0000	100.3950	248,979.60	1,018.16	13,764.00	5.52%
Total Certificates of Deposit	13,207,000.0000		\$13,010,950.35	\$51,315.44	\$468,615.50	
U.S. Government Bonds						
*FEDERAL HOME LN MTG CORP MEDIUM TERM NTS FED 0.300% 12/29/23 B/E DTD 09/29/20 CALLABLE Moody Rating Aaa Security Identifier: 3134GWY2	248,000.0000	99.6060	247,022.88	312.07	744.00	0.30%
FEDERAL HOME LN BKS CONS BD 0.350% 04/23/24 B/E DTD 06/23/21 CALLABLE 12/23/23 @ 100.000 Moody Rating Aaa S & P Rating AA+ Security Identifier: 3130AMQQ8	245,000.0000	98.0490	240,220.05	373.97	857.50	0.35%

Portfolio Holdings (continued)

Description	Quantity	Market Price	Market Value	Accrued Interest	Estimated Annual Income	Estimated Yield
FIXED INCOME (continued)						
U.S. Government Bonds (continued)						
FEDERAL HOME LN MTG CORP MEDIUM TERM NTS FED 0.625% 09/15/25 B/E DTD 09/15/20 CALLABLE 09/15/24 Moody Rating Aaa Security Identifier: 3134GWB70	248,000.0000	92.3160	228,943.68	322.92	1,550.00	0.67%
Total U.S. Government Bonds	741,000.0000		\$716,186.61	\$1,008.96	\$3,151.50	
TOTAL FIXED INCOME	13,948,000.0000		\$13,727,136.96	\$52,324.40	\$471,767.00	
			Market Value	Accrued Interest	Estimated Annual Income	
Total Portfolio Holdings			\$13,769,680.62	\$52,324.40	\$471,767.00	

¹ This bond is maturing.

Portfolio Holdings Disclosures

Pricing

This section includes the net market value of the securities in your account on a settlement date basis, including short positions, at the close of the statement period. The market prices, unless otherwise noted, have been obtained from independent vendor services, which we believe to be reliable. In some cases the pricing vendor may provide prices quoted by a single broker or market maker. Market prices do not constitute a bid or an offer, and may differ from the actual sale price. Securities for which a price is not available are marked "N/A" and are omitted from the Total.

THE AS OF PRICE DATE ONLY APPEARS WHEN THE PRICE DATE DOES NOT EQUAL THE STATEMENT DATE.

Estimated Annual Figures

The estimated annual income (EAI) and estimated annual yield (EAY) figures are estimates and for informational purposes only. These figures are not considered to be a forecast or guarantee of future results. These figures are computed using information from providers believed to be reliable; however, no assurance can be made as to the accuracy. Since interest and dividend rates are subject to change at any time, and may be affected by current and future economic, political, and business conditions, they should not be relied on for making investment, trading, or tax decisions. These figures assume that the position quantities, interest and dividend rates, and prices remain constant. A capital gain or return of principal may be included in the figures for certain securities, thereby overstating them. Refer to www.pershing.com/disclosures for specific details as to formulas used to calculate the figures. Accrued interest represents interest earned but not yet received.

Reinvestment

The dollar amount of Mutual Fund distributions, Money Market Fund dividend income, Bank Deposit interest income, or dividends for other securities shown on your statement may have been reinvested. You will not receive confirmation of these reinvestments. Upon written request to your financial institution, information pertaining to these transactions, including the time of execution and the name of the person from whom your security was purchased, may be obtained. In dividend reinvestment transactions, Pershing acts as your agent and receives payment for order flow.

Option Disclosure

Information with respect to commissions and other charges incurred in connection with the execution of option transactions has been included in confirmations previously furnished to you. A summary of this information is available to you promptly upon your written request directed to your introducing firm. In order to assist your introducing firm in maintaining current background and financial information concerning your option accounts, please promptly advise them in writing of any material change in your investment objectives or

November 1, 2023 - November 30, 2023
MEDINA CITY SCHOOLS**Portfolio Holdings Disclosures (continued)****Option Disclosure (continued)**

financial situation. Expiring options which are valuable are exercised automatically pursuant to the exercise by exception procedure of the Options Clearing Corporation. Additional information regarding this procedure is available upon written request to your introducing firm.

Certificates of Deposit

Certificates of Deposit acquired through the Certificate of Deposit Account Registry Service ("CDARS") and held in your brokerage account are subject to Securities Investor Protection Corporation (SIPC) coverage. Please see additional information about SIPC under Important Information and Disclosures on this statement.

Please be advised that the secondary market for CDs is generally illiquid; the actual value of CDs may be different from their purchase price; and a significant loss of principal could result if your CDs are sold prior to maturity. In the event that the CDs listed above do not indicate a market valuation, an accurate market value could not be determined. In the event that a price is listed above for your CDs, Pershing has obtained a price from sources deemed to be reliable or has priced your CDs using a matrix formula. Prices are estimates and the actual value you may obtain for your CD may be different if you elect to sell your CD in the secondary market.

Foreign Currency Transactions

Pershing will execute foreign currency transactions as principal for your account. Pershing may automatically convert foreign currency to or from U.S. dollars for dividends and similar corporate action transactions unless you instruct your financial organization otherwise. Pershing's currency conversion rate will not exceed the highest interbank conversion rate identified from customary banking sources on the conversion date or the prior business day, increased by up to 1%, unless a particular rate is required by applicable law. Your financial organization may also increase the currency conversion rate. This conversion rate may differ from rates in effect on the date you executed a transaction, incurred a charge, or received a credit. Transactions converted by agents (such as depositories) will be billed at the rates such agents use.

Proxy Vote

Securities not fully paid for in your margin account may be lent by Pershing to itself or others in accordance with the terms outlined in the Margin Agreement. The right to vote your shares held on margin may be reduced by the amount of shares on loan. The Proxy Voting Instruction Form sent to you may reflect a smaller number of shares entitled to vote than the number of shares in your margin account.

Ratings

This statement may contain credit rating information obtained from Standard & Poor's. Reproducing and distributing any information received from Standard & Poor's is not permitted without prior written authorization from Standard & Poor's. Standard & Poor's does not guarantee the accuracy, completeness, timeliness or availability of any information. Standard & Poor's is not responsible for any errors or omissions, regardless of the cause, or for the results of using such content. Standard & Poor's makes no express or implied warranties including warranties of merchantability or fitness for a particular purpose. Standard & Poor's shall not be legally responsible for any fees, costs, expenses or losses in connection with the use of their content. Credit ratings are opinions and not statements of facts; are not recommendations to purchase, hold or sell securities; and do not address suitability for investment purpose. Credit ratings should not be relied upon as investment advice.

Variable Rate Securities

Interest rate data for certain complex and/or variable rate securities is provided to Pershing by third-party data service providers pursuant to contractual arrangements. Although we seek to use reliable sources of information, the accuracy, reliability, timeliness, and completeness of interest rate data may vary sometimes, particularly for complex and/or variable rate securities and those with limited or no secondary market. As a result, we can offer no assurance as to the accuracy, reliability, timeliness, or completeness of interest rate data for such securities. Pershing may also occasionally make interest rate updates and adjustments based on its reasonable efforts to obtain accurate, reliable, timely, and/or complete interest rate data from other data sources, but we can similarly provide no assurance that those rates or adjustments will be accurate, reliable, timely, or complete.

When updated interest rate data is received from a third-party data service provider or adjusted by Pershing, the updated data will be reflected in various sources where interest rate

Portfolio Holdings Disclosures (continued)

Variable Rate Securities (continued)

data is used or viewed, including both paper and electronic communications and data sources. Prior use or communication of interest rate-related data will not be revised. Since variable interest rates may be subject to change at any time and are only as accurate as the data received from third-party data service providers or otherwise obtained by Pershing, interest rate data should not be relied on for making investment, trading, or tax decisions. All interest rate data and other information derived from and/or calculated using interest rates are not warranted as to accuracy, reliability, timeliness, or completeness and are subject to change without notice. Pershing disclaims any responsibility or liability to the fullest extent permitted by applicable law for any loss or damage arising from any reliance on or use of the interest rate data or other information derived from and/or calculated using interest rates in any way. You should request a current valuation for your securities from your financial adviser or broker prior to making a financial decision or placing an order or requesting a transaction in these securities.

Activity Summary (All amounts shown are in base currency)

	Credits This Period	Debits This Period	Net This Period	Credits Year-to-Date	Debits Year-to-Date	Net Year-to-Date
Securities						
Securities Bought	0.00	-248,000.00	-248,000.00	0.00	-6,397,068.41	-6,397,068.41
Securities Sold	0.00	0.00	0.00	1,573,788.42	0.00	1,573,788.42
Total Securities	\$0.00	-\$248,000.00	-\$248,000.00	\$1,573,788.42	-\$6,397,068.41	-\$4,823,279.99
Dividends and Interest	\$42,596.94	-\$331.23	\$42,265.71	\$285,894.15	-\$331.23	\$285,562.92
Distributions	\$491,000.00	\$0.00	\$491,000.00	\$6,675,000.00	\$0.00	\$6,675,000.00
Cash						
Withdrawals	0.00	-491,000.00	-491,000.00	0.00	-8,492,597.17	-8,492,597.17
Deposits	248,254.79	0.00	248,254.79	6,397,323.20	0.00	6,397,323.20
Total Cash	\$248,254.79	-\$491,000.00	-\$242,745.21	\$6,397,323.20	-\$8,492,597.17	-\$2,095,273.97
Totals	\$781,851.73	-\$739,331.23	\$42,520.50	\$14,932,005.77	-\$14,889,996.81	\$42,008.96

Transactions by Type of Activity

Process/ Settlement Date	Trade/ Transaction Date	Activity Type	Description	Quantity	Price	Accrued Interest	Amount	Currency
Securities Bought and Sold								
11/03/23	10/25/23	PURCHASED 307811HT9	FARMERS & MERCHANTS BK BERLIN WIS CTF DEP 5.550% 11/03/27 DTD 11/03/23 CLB YLD 5.550 TO PAR	248,000.0000	100.0000		-248,000.00	USD
Total Securities Bought and Sold						\$0.00	-\$248,000.00	USD
Dividends and Interest								
11/01/23		BOND INTEREST RECEIVED 06654BES6	248000 BANKWELL BK NEW CANAAN CONN CTF DEP 5.150% 03/31/25 B/E DTD 03/31/23 RD 10/31 PD 11/01/23				1,084.75	USD
11/03/23		BOND INTEREST RECEIVED 37149CAZ0	248000 GENERATIONS BK ROGERS ARK CTF DEP 3.400% 08/04/25 DTD 08/03/22 CLB RD 11/02 PD 11/03/23				716.14	USD

November 1, 2023 - November 30, 2023
MEDINA CITY SCHOOLS

Transactions by Type of Activity (continued)

Process/ Settlement Date	Trade/ Transaction Date	Activity Type	Description	Quantity	Price	Accrued Interest	Amount	Currency
Dividends and Interest (continued)								
11/06/23	10/24/23	BOND INTEREST ADJUSTMENT 06652CHH7	248000 BANKWEST INC PIERRE S D CTF DEP 1.250% 10/24/23 B/E DTD 04/24/20 RD 09/30 PD 10/24/23 ADJ RATE @ 0.308219				-331.23	USD
11/06/23	10/24/23	BOND INTEREST RECEIVED 06652CHH7	248000 BANKWEST INC PIERRE S D CTF DEP 1.250% 10/24/23 B/E DTD 04/24/20 RD 09/30 PD 10/24/23 ADJ RATE @ 0.308219				76.44	USD
11/06/23		FOREIGN BOND INTEREST 121331AN2	248000 BURKE & HERBERT BK & TR CO ALEXANDRIA VA CTF DEP 3.450% 02/05/25 DTD 08/05/22 CLB RD 11/03 PD 11/05/23				726.67	USD
11/09/23		BOND INTEREST RECEIVED 649447UE7	248000 NEW YORK CMNTY BK WESTBURY NEW YORK CTF DEP 0.300% 11/09/23 B/E DTD 11/09/20 RD 11/08 PD 11/09/23				375.06	USD
11/13/23		BOND INTEREST RECEIVED 7416ONKA7	248000 PRIME ALLIANCE BK WOODS CROSS UTAH CTF DEP 5.200% 04/15/24 DTD 06/13/23 RD 11/10 PD 11/13/23				1,095.28	USD
11/13/23		BOND INTEREST RECEIVED 91134CCV1	248000 UNITED PRAIRIE BK MTN LAKE MINN CTF DEP 5.300% 12/11/25 DTD 10/11/23 RD 11/10 PD 11/11/23				1,116.34	USD
11/14/23		BOND INTEREST RECEIVED 35907XFG7	248000 FRONTIER BK OMAHA NE CTF DEP 4.700% 07/14/26 DTD 07/14/23 RD 11/13 PD 11/14/23				989.96	USD
11/16/23		BOND INTEREST RECEIVED 33650TAG5	248000 FIRST ST BK WINCHESTER OHIO CTF DEP 3.500% 09/16/25 DTD 09/16/22 CLB RD 11/15 PD 11/16/23				737.21	USD
11/16/23		BOND INTEREST RECEIVED 90348J3V0	248000 UBS BK USA SALT LAKE CITY UT CTF DEP 2.550% 12/18/23 DTD 06/16/22 RD 11/15 PD 11/16/23				537.11	USD
11/17/23		BOND INTEREST RECEIVED 22766AMB8	243000 CROSSFIRST BK LEAWOOD KS CTF DEP 5.100% 11/18/24 DTD 05/17/23 CLB RD 11/16 PD 11/17/23				6,247.43	USD
11/20/23		INTEREST ON FREE CREDIT BALANCES USD999997	U.S.DOLLARS CURRENCY CREDIT INTEREST FOR INTEREST PERIOD ENDING 11-19-23 YIELDS WERE: CURRENT 1.000% EFFECTIVE 1.004%				15.76	USD
11/20/23		BOND INTEREST RECEIVED 227563CJO	244000 CROSS RIV BK TEANECK NJ CTF DEP 4.850% 05/19/25 B/E DTD 05/19/23 RD 11/17 PD 11/19/23				5,965.63	USD

Transactions by Type of Activity (continued)

Process/ Settlement Date	Trade/ Transaction Date	Activity Type	Description	Quantity	Price	Accrued Interest	Amount	Currency
Dividends and Interest (continued)								
11/20/23		BOND INTEREST RECEIVED 31657FAHO	243000 FIELDPOINT PRIVATE BK & TR GREENWICH CONN CTF DEP 5.400% 11/20/23 B/E DTD 06/20/23 RD 11/17 PD 11/20/23				5,500.45	USD
11/21/23		BOND INTEREST RECEIVED 27002YGD2	248000 EAGLEBANK BETHESDA MD CTF DEP 5.050% 07/21/25 DTD 07/21/23 RD 11/20 PD 11/21/23				1,063.68	USD
11/21/23		BOND INTEREST RECEIVED 9497632V7	248000 WELLS FARGO BK N A SIOUX FALLS S D CTF DEP 4.500% 10/21/24 DTD 10/21/22 RD 11/20 PD 11/21/23				947.84	USD
11/22/23		BOND INTEREST RECEIVED 66736ACF4	248000 NORTHWEST BK BOISE IDAHO CTF DEP 5.250% 03/24/25 B/E DTD 03/22/23 RD 11/21 PD 11/22/23				1,105.81	USD
11/24/23		BOND INTEREST RECEIVED 04225AAC2	248000 ARMOR BK FORREST CITY ARK CTF DEP 5.300% 03/24/26 B/E DTD 03/24/23 CLB RD 11/22 PD 11/24/23				1,116.34	USD
11/24/23		BOND INTEREST RECEIVED 534732AV4	248000 LINCOLN SVGS BK REINBECK IOWA CTF DEP CT/365 0.600% 06/24/24 DTD 06/24/20 CLB RD 11/09 PD 11/24/23				126.38	USD
11/24/23		BOND INTEREST RECEIVED 62847NDL7	248000 MVB BK INC FAIRMONT WEST VA CTF DEP 5.300% 03/22/24 B/E DTD 03/24/23 RD 11/22 PD 11/24/23				1,116.34	USD
11/27/23		BOND INTEREST RECEIVED 12547CBL1	244000 CIBC BK USA CHICAGO IL CTF DEP 4.850% 11/25/25 DTD 05/25/23 RD 11/24 PD 11/25/23				5,965.63	USD
11/27/23		BOND INTEREST RECEIVED 693963AEO	248000 PACIFIC ALLIANCE BK SAN GABRIEL CA CTF DEP 5.150% 03/27/25 B/E DTD 03/27/23 RD 11/24 PD 11/27/23				1,084.75	USD
11/27/23		BOND INTEREST RECEIVED 740367KG1	227000 PREFERRED BK LOS ANGELES CALIF CTF DEP 1.100% 03/27/24 DTD 03/27/20 RD 11/12 PD 11/27/23				212.07	USD
11/27/23		BOND INTEREST RECEIVED 84287PHU9	248000 SOUTHERN FIRST BK N A GREENVILLE S C CTF DEP 4.600% 11/27/26 DTD 05/26/23 RD 11/24 PD 11/26/23				968.90	USD
11/28/23		BOND INTEREST RECEIVED 32056GDQ0	248000 FIRST INTERNET BK FISHERS IND CTF DEP 4.000% 09/29/25 DTD 09/28/22 RD 11/27 PD 11/28/23				842.52	USD
11/28/23		BOND INTEREST RECEIVED 45780PBBO	249000 INSTITUTION FOR SVGS IN NEWBURYPORT & ITS VIC MA CTF DEP 0.700% 10/28/24 DTD 10/28/21 CLB RD 11/27 PD 11/28/23				148.04	USD
11/28/23		BOND INTEREST RECEIVED 61768U4L8	248000 MORGAN STANLEY PRIVATE BK NATL ASSN INSTL CTF DEP PROGRAM 3.200% 11/28/25 DTD 05/31/22 CLB RD 11/27 PD 11/28/23				674.02	USD
11/28/23		BOND INTEREST RECEIVED 654062KZ0	248000 NICOLET NATL BK GREENBAY WIS CTF DEP 4.000% 03/28/24 B/E DTD 09/28/22 RD 11/27 PD 11/28/23				842.52	USD

November 1, 2023 - November 30, 2023
MEDINA CITY SCHOOLS

Transactions by Type of Activity (continued)

Process/ Settlement Date	Trade/ Transaction Date	Activity Type	Description	Quantity	Price	Accrued Interest	Amount	Currency
Dividends and Interest (continued)								
11/30/23		BOND INTEREST RECEIVED 32065RAK1	248000 FIRST KEYSTONE CMNTY BK BERWICK PA CTF DEP 0.600% 06/28/24 DTD 06/30/20 CLB RD 11/29 PD 11/30/23				126.38	USD
11/30/23		BOND INTEREST RECEIVED 81500JBG7	248000 SECURITY ST BK FARWELL TEX CTF DEP 0.400% 03/28/24 DTD 03/31/21 CLB RD 11/29 PD 11/30/23				81.53	USD
11/30/23		BOND INTEREST RECEIVED 97820BAG1	248000 WOOD & HUSTON BK MARSHALL MO CTF DEP 4.700% 06/30/26 DTD 06/30/23 RD 11/29 PD 11/30/23				989.96	USD
Total Dividends and Interest						\$0.00	\$42,265.71	USD
Distributions								
11/09/23		SECURITY REDEEMED 649447UE7	NEW YORK CMNTY BK WESTBURY NEW YORK CTF DEP 0.300% 11/09/23 B/E DTD 11/09/20 ACCOUNT REDEMPTION	-248,000.0000			248,000.00	USD
11/20/23		SECURITY REDEEMED 31657FAHO	FIELDPOINT PRIVATE BK & TR GREENWICH CONN CTF DEP 5.400% 11/20/23 B/E DTD 06/20/23 ACCOUNT REDEMPTION	-243,000.0000			243,000.00	USD
Total Distributions						\$0.00	\$491,000.00	USD
Cash Withdrawals and Deposits								
11/03/23		ELECTRONIC DEPOSIT USD999997	RECV FR BANK FOR ACH ACH HUNTINGTON NATIONAL BANK				248,000.00	USD
11/09/23		ELECTRONIC TRANSACTION USD999997	SEND TO BANK FOR ACH ACH HUNTINGTON NATIONAL BANK				-248,000.00	USD
11/22/23		ELECTRONIC TRANSACTION USD999997	SEND TO BANK FOR ACH ACH HUNTINGTON NATIONAL BANK				-243,000.00	USD
11/30/23		ELECTRONIC DEPOSIT USD999997	RECV FR BANK FOR ACH ACH HUNTINGTON NATIONAL BANK				254.79	USD
Total Cash Withdrawals and Deposits						\$0.00	-\$242,745.21	USD
Total Value of Transactions						\$0.00	\$42,520.50	USD

The price and quantity displayed may have been rounded.

Fixed Income Analysis

Bond Quality

Bond Quality	Market Value	% of Bond Market Value	Percent of Fixed Income
AAA	716,186.61	5%	
Not Rated	13,010,950.35	95%	
Total	13,727,136.96	100%	

Bond Maturity Schedule



Percentages of bond market values are rounded to the nearest whole percentage.

Bond quality ratings reflect Moody's or Standard and Poor's ratings. Bonds may be rated by other services. Bonds that are in default are not included. Please refer to your Portfolio Holdings section.

Messages

Please note the following information for Pershing's 2023 IRS Form 1099 (B, DIV, INT, MISC and OID): Your Form 1099 will be delivered in the first months of the year, beginning January 31, 2024. By February 15, you will be mailed either your Form 1099 or a special Pending 1099 Notice. The Pending 1099 Notice will be sent if we have not received and processed final information from issuers and trustees of securities that you hold by the as of date of the February 15 1099 mailing. You will also be sent the notice if your information is still being reviewed and finalized. The notice will inform you of the securities that are pending final reporting and provides the anticipated mail date of your 1099. Your 1099 will be mailed no later than March 15, 2024.

Although a money market mutual fund (money fund) seeks to preserve the value of your investment at \$1 per share, it is possible to lose money by investing in a money fund. Shares of a money fund or the balance of a bank deposit product held in your brokerage account may be liquidated upon request with the proceeds credited to your brokerage account. Please see the money fund's prospectus or the bank deposit product's disclosure document or contact your advisor for additional information. Pursuant to SEC Rule 10b-10(b)(1) confirmations are not sent for purchases into money funds processed on the sweep platform. Pursuant to applicable regulation, account statements will be produced monthly or quarterly. Balances in Federal Deposit Insurance Corporation (FDIC)-insured bank deposit sweep products are not protected by Securities Investor Protection Corporation (SIPC).

eDelivery

Eliminate paper and save natural resources with digital adoption. Electronic delivery (eDelivery) is faster, convenient and more secure. We offer eDelivery for account statements, prospectus documents, proxy or shareholder communications, tax documents, trade confirmations and more.

To enroll, log in to your brokerage account and look for the one-click eDelivery pop-up or simply select 'Go Paperless' at the top of any page and follow the on-screen prompts for set-up your preferences. Enrollment can be activated as quickly as the day you register, and you will be notified when documents are available in an online, password-protected portal.

Contact your financial professional if you have any questions about any of our digital tools.

November 1, 2023 - November 30, 2023
MEDINA CITY SCHOOLS

Cash Not Yet Received

Security	Record Date	Payable Date	Quantity Held	Rate	Dividend Option	Amount of Payment
Interest						
BANKWELL BK NEW CANAAN CONN CTF DEP 5.150% 03/31/25 B/E	11/30/23	12/01/23	248,000.0000	4.232876	Cash	1,049.75
Total Cash Not Yet Received						\$1,049.75

Assets shown here are not reflected in your account. This information has been received from sources we believe to be reliable. Pershing does not guarantee the accuracy of the information.

Important Information and Disclosures

The Role of Pershing

- **Pershing LLC, member FINRA, NYSE, carries your account as clearing broker pursuant to a clearing agreement with your financial institution.** Pershing is not responsible or liable for any acts or omissions of your financial institution or its employees and it does not supervise them. Pershing provides no investment advice nor does it assess the suitability of any transaction or order. Pershing acts as the agent of your financial institution and you agree that you will not hold Pershing or any person controlling or under common control with it liable for any investment losses incurred by you.
- Pershing performs several key functions at the direction of your financial institution. It acts as custodian for funds and securities you may deposit with it directly or through your financial institution or that it receives as the result of securities transactions it processes.
- Your financial institution is responsible for adherence to the securities laws, regulations and rules which apply to it regarding its own operations and the supervision of your account, its sales representatives and other personnel. Your financial institution is also responsible for approving the opening of accounts and obtaining account documents; the acceptance and, in certain instances, execution of securities orders; the assessment of the suitability of those transactions, where applicable; the rendering of investment advice, if any, to you and in general, for the ongoing relationship that it has with you.
- Inquiries concerning the positions and balances in your account may be directed to the **Pershing Customer Service Department at (201) 413-3333**. All other inquiries regarding your account or activity should be directed to your financial institution. Your financial organization's contact information can be found on the first page of this statement.
- For a description of other functions performed by Pershing please consult the Disclosure Statement provided to you upon the opening of your account. This notice is not meant as a definitive enumeration of every possible circumstance, but as a general disclosure. If you have any questions regarding this notice or if you would like additional copies of the Disclosure Statement, please contact your financial institution.
- Pershing is a member of the Securities Investor Protection Corporation (SIPC®). Please note that SIPC does not protect against loss due to market fluctuation. In addition to SIPC protection, Pershing provides coverage in excess of SIPC limits. For more detailed information please visit: www.pershing.com/about/strength-and-stability.
- This statement will be deemed conclusive. You are advised to report any inaccuracy or discrepancy (including unauthorized trading) promptly, but no later than ten days after receipt of this statement, to your financial organization and Pershing. Please be advised that any oral communication should be re-confirmed in writing to further protect your rights, including your rights under the Securities Investor Protection Act.
- Your financial organization's contact information can be found on the first page of this statement. Pershing's contact information is as follows: **Pershing LLC, Legal Department, One Pershing Plaza, Jersey City, New Jersey 07399; (201) 413-3330**. Errors and Omissions excepted.

Important Arbitration Disclosures

- All parties to this agreement are giving up the right to sue each other in court, including the right to a trial by jury, except as provided by the rules of the arbitration forum in which a claim is filed.
- Arbitration awards are generally final and binding; a party's ability to have a court reverse or modify an arbitration award is very limited.
- The ability of the parties to obtain documents, witness statements and other discovery is generally more limited in arbitration than in court proceedings.

Important Information and Disclosures (continued)

Important Arbitration Disclosures (continued)

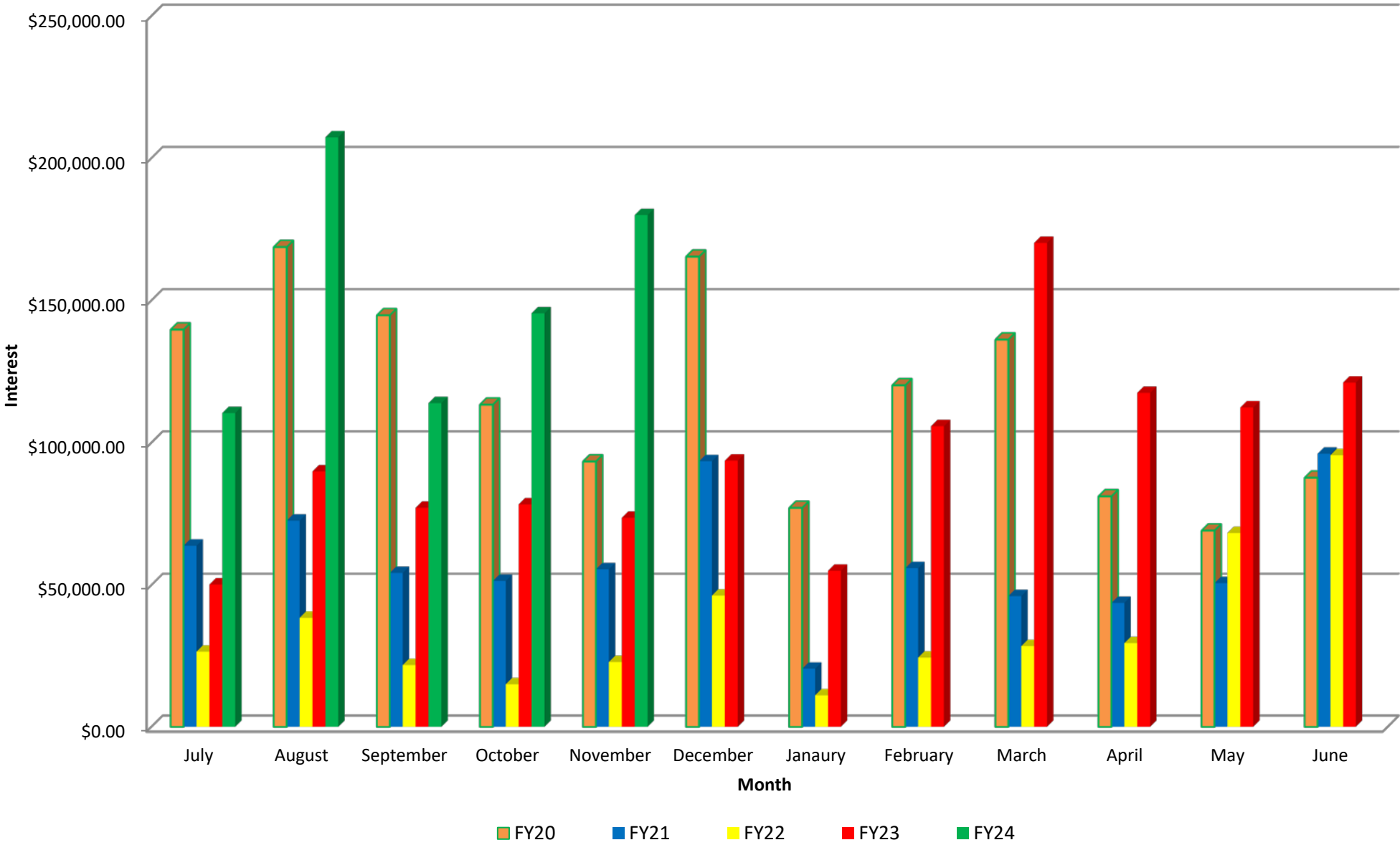
- The arbitrators do not have to explain the reason(s) for their award, unless, in an eligible case, a joint request for an explained decision has been submitted by all parties to the panel at least 20 days prior to the first scheduled hearing date.
- The panel of arbitrators will typically include a minority of arbitrators who were or are affiliated with the securities industry.
- The rules of some arbitration forums may impose time limits for bringing a claim in arbitration. In some cases, a claim that is ineligible for arbitration may be brought in court.
- The rules of the arbitration forum in which the claim is filed, and any amendments thereto, shall be incorporated into this agreement.

Important Arbitration Agreement

Any controversy between you and Pershing LLC shall be submitted to arbitration before the Financial Industry Regulatory Authority. No person shall bring a putative or certified class action to arbitration, nor seek to enforce any predispute arbitration agreement against any person who has initiated in court a putative class action, who is a member of a putative class who has not opted out of the class with respect to any claims encompassed by the putative class action until: (I) the class certification is denied; (II) the class is decertified; or (III) the client is excluded from the class by the court. Such forbearance to enforce an agreement to arbitrate shall not constitute a waiver of any rights under this agreement except to the extent stated herein. The laws of the State of New York govern.

Pershing's contact information is as follows: **Pershing LLC, Legal Department, One Pershing Plaza, Jersey City, New Jersey 07399; (201) 413-3330.**

Total Monthly Interest Earnings



POWERSCHOOL
 DATE: 12/17/2023
 TIME: 11:46:28
 SELECTION CRITERIA : ALL

MEDINA CITY SCHOOLS
 OH Cash Position Report

PAGE NUMBER: 1

ACCOUNTING PERIOD : 5/24

FUND	SCC	DESCRIPTION	BEGIN	MTD RECEIPTS	FYTD RECEIPTS	MTD EXPENDITURES	FYTD EXPENDITURES	CURRENT FUND BALANCE	CURRENT ENCUMBRANCE	UNENCUMBERED FUND BALANCE
001	0000	GENERAL FUND	23,668,444.44	1,734,187.20	34,619,456.13	6,270,368.09	31,015,045.92	27,272,854.65	3,635,244.81	23,637,609.84
001	0950	GENERAL FUND - CHROME	251,148.18	1,621.00	75,481.00	0.00	0.00	326,629.18	0.00	326,629.18
001	1000	GENERAL FUND	593,809.20	0.00	0.00	0.00	0.00	593,809.20	0.00	593,809.20
001	2000	GENERAL FUND	681,740.87	14,733.76	332,484.72	0.00	0.00	1,014,225.59	0.00	1,014,225.59
Total For Fund 001:			25,195,142.69	1,750,541.96	35,027,421.85	6,270,368.09	31,015,045.92	29,207,518.62	3,635,244.81	25,572,273.81
002	9000	BOND RETIRE - ELEM/HIGH	3,690,068.83	0.00	1,934,262.55	3,843,768.25	3,868,380.39	1,755,950.99	657,386.50	1,098,564.49
002	9012	SALES TAX - COPS	0.00	0.00	0.00	1,370,657.68	1,370,657.68	-1,370,657.68	357,759.82	-1,728,417.50
Total For Fund 002:			3,690,068.83	0.00	1,934,262.55	5,214,425.93	5,239,038.07	385,293.31	1,015,146.32	-629,853.01
003	0000	PERMANENT IMPROVEMENT	340,994.61	0.00	0.00	0.00	0.00	340,994.61	0.00	340,994.61
003	9000	PERMANENT IMPROVEMENT	13,601.14	0.00	0.00	0.00	0.00	13,601.14	0.00	13,601.14
003	9001	REC CENTER-PERMANENT IMP	243,131.08	0.00	0.00	1,700.00	590,097.00	-346,965.92	351,757.65	-698,723.57
Total For Fund 003:			597,726.83	0.00	0.00	1,700.00	590,097.00	7,629.83	351,757.65	-344,127.82
006	0000	LUNCHROOM FUND	-936,761.73	180,851.63	668,149.49	115,288.85	636,893.35	-905,505.59	32,211.59	-937,717.18
006	9006	LUNCHROOM - FED FUNDS	2,215,240.79	0.00	146,325.28	120,364.46	366,618.98	1,994,947.09	608,319.59	1,386,627.50

POWERSCHOOL
 DATE: 12/17/2023
 TIME: 11:46:28
 SELECTION CRITERIA : ALL

MEDINA CITY SCHOOLS
 OH Cash Position Report

PAGE NUMBER: 2

ACCOUNTING PERIOD : 5/24

FUND	SCC	DESCRIPTION	BEGIN BALANCE	MTD RECEIPTS	FYTD RECEIPTS	MTD EXPENDITURES	FYTD EXPENDITURES	CURRENT FUND BALANCE	CURRENT ENCUMBRANCE	UNENCUMBERED FUND BALANCE
006	9022	P-EBT ADMINISTRATIVE FUND	3,691.00	0.00	0.00	0.00	0.00	3,691.00	0.00	3,691.00
<hr/>										
Total For Fund 006:			1,282,170.06	180,851.63	814,474.77	235,653.31	1,003,512.33	1,093,132.50	640,531.18	452,601.32
007	9004	COLLINS SCH/POST-GRADUATE	1,535.77	8.35	30.81	0.00	0.00	1,566.58	50,000.00	-48,433.42
007	9022	BREWER GARRETT SCH	12,547.17	68.21	251.79	0.00	0.00	12,798.96	0.00	12,798.96
007	9110	ART TRUST - GARFIELD	11,827.04	64.29	237.31	0.00	0.00	12,064.35	0.00	12,064.35
007	9333	RIOS STUDENT LEADER SCH	21,075.37	114.57	422.91	0.00	0.00	21,498.28	5,000.00	16,498.28
007	9901	BIXLER SCHOLARSHIP FUND	130.11	0.71	2.61	0.00	0.00	132.72	0.00	132.72
<hr/>										
Total For Fund 007:			47,115.46	256.13	945.43	0.00	0.00	48,060.89	55,000.00	-6,939.11
008	9002	KANEHL MUSIC TRUST	28,743.16	0.00	0.00	0.00	0.00	28,743.16	500.00	28,243.16
008	9003	RICHARD HOFFMAN COLLINS	736,925.09	0.00	-20,601.13	0.00	0.00	716,323.96	50,000.00	666,323.96
008	9112	ELAINE BUSHMAN FUND	19,161.49	0.00	-193.61	0.00	0.00	18,967.88	1,000.00	17,967.88
<hr/>										
Total For Fund 008:			784,829.74	0.00	-20,794.74	0.00	0.00	764,035.00	51,500.00	712,535.00
009	9000	STAR	988.90	1,151.50	29,394.90	0.00	0.00	30,383.80	0.00	30,383.80
009	9110	UNIFORM SUPPLIES GA	3,854.30	44.00	1,766.80	89.10	3,968.41	1,652.69	5,865.25	-4,212.56

POWERSCHOOL
 DATE: 12/17/2023
 TIME: 11:46:28
 SELECTION CRITERIA : ALL

MEDINA CITY SCHOOLS
 OH Cash Position Report

PAGE NUMBER: 3

ACCOUNTING PERIOD : 5/24

FUND	SCC	DESCRIPTION	BEGIN	MTD	FYTD	MTD	FYTD	CURRENT	CURRENT	UNENCUMBERED
			BALANCE	RECEIPTS	RECEIPTS	EXPENDITURES	EXPENDITURES	FUND BALANCE	ENCUMBRANCE	FUND BALANCE

009	9120	UNIFORM SUPPLIES - CN								
		15,765.94	251.00	6,496.40	57.00	1,694.44	20,567.90	6,191.82	14,376.08	
009	9130	UNIFORM SUPPLIES - FN								
		6,670.93	319.55	8,258.55	75.00	9,418.76	5,510.72	1,695.75	3,814.97	
009	9140	UNIFORM SUPPLIES - HE								
		16,699.53	489.00	6,770.50	205.44	5,685.97	17,784.06	5,051.87	12,732.19	
009	9160	UNIFORM SUPPLIES - BL								
		5,303.22	299.00	9,178.00	34.13	7,170.25	7,310.97	800.00	6,510.97	
009	9170	UNIFORM SUPPLIES - WA								
		24,729.68	471.00	11,183.00	116.54	8,104.66	27,808.02	3,540.47	24,267.55	
009	9180	UNIFORM SUPPLIES - NO								
		12,013.99	254.00	8,180.50	74.64	7,212.82	12,981.67	4,925.36	8,056.31	
009	9200	UNIFORM SUPPLIES - CL								
		20,009.61	379.50	15,724.60	1,130.15	15,861.66	19,872.55	1,161.46	18,711.09	
009	9210	UNIFORM SUPPLIES - RT								
		7,947.71	246.00	19,226.60	3,889.65	8,933.70	18,240.61	12,925.65	5,314.96	
009	9300	UNIFORM SUPPLIES - HS								
		64,502.77	12,241.50	93,230.35	3,241.15	39,635.38	118,097.74	109,890.10	8,207.64	
009	9301	MHS GRADUATION								
		976.10	346.50	2,337.50	0.00	0.00	3,313.60	10,500.00	-7,186.40	
009	9304	AVIATION/PHOTOGRAPHY								
		3.87	0.00	0.00	0.00	0.00	3.87	0.00	3.87	

Total For Fund	009:									
		179,466.55	16,492.55	211,747.70	8,912.80	107,686.05	283,528.20	162,547.73	120,980.47	
014	9016	MEDINA CNTY JUV DET CNTR								
		123,134.45	14,060.00	34,960.00	26,435.48	131,873.91	26,220.54	0.00	26,220.54	
014	9116	EVOLVE								
		616,881.56	96,670.20	369,770.60	100,423.49	419,966.41	566,685.75	97,699.15	468,986.60	

Total For Fund	014:									
		740,016.01	110,730.20	404,730.60	126,858.97	551,840.32	592,906.29	97,699.15	495,207.14	
016	0000	EMERGENCY LEVY								
		16,351,613.27	4,597.73	3,351,639.31	738,831.45	3,968,802.01	15,734,450.57	472,316.75	15,262,133.82	

POWERSCHOOL
 DATE: 12/17/2023
 TIME: 11:46:28
 SELECTION CRITERIA : ALL

MEDINA CITY SCHOOLS
 OH Cash Position Report

PAGE NUMBER: 4

ACCOUNTING PERIOD : 5/24

FUND	SCC	DESCRIPTION BEGIN BALANCE	MTD RECEIPTS	FYTD RECEIPTS	MTD EXPENDITURES	FYTD EXPENDITURES	CURRENT FUND BALANCE	CURRENT ENCUMBRANCE	UNENCUMBERED FUND BALANCE
016	0410	EMERGENCY LEVY -263,873.52	0.00	0.00	10,784.57	54,270.80	-318,144.32	0.00	-318,144.32
016	1000	EMERGENCY LEVY -1,310,023.18	0.00	0.00	48,866.13	249,095.94	-1,559,119.12	0.00	-1,559,119.12
<hr/>									
Total For Fund	016:	14,777,716.57	4,597.73	3,351,639.31	798,482.15	4,272,168.75	13,857,187.13	472,316.75	13,384,870.38
<hr/>									
018	0000	PRINT SHOP 6,683.33	0.00	0.00	0.00	0.00	6,683.33	0.00	6,683.33
018	9000	PUBLIC SCHOOL SUP - SUPER 16.70	0.00	0.00	0.00	0.00	16.70	0.00	16.70
018	9110	PRINCIPAL'S FUND - GA 11,657.93	188.20	2,166.15	1,499.50	4,582.32	9,241.76	8,138.40	1,103.36
018	9111	GARFIELD SCHOOL STORE 49.99	0.00	0.00	0.00	0.00	49.99	0.00	49.99
018	9113	GARFIELD MEDIA CENTER 563.34	0.00	40.70	32.84	213.06	390.98	3,467.16	-3,076.18
018	9120	PRINCIPAL - CN 57,375.66	0.00	107.81	951.86	2,894.30	54,589.17	48,150.87	6,438.30
018	9122	CANAVAN SCHOOL STORE 586.69	0.00	0.00	0.00	0.00	586.69	0.00	586.69
018	9123	BOOK FAIR - CANAVAN 2,112.05	0.00	4,024.30	3,917.27	3,917.27	2,219.08	0.00	2,219.08
018	9130	PRINCIPAL - FN 38,283.66	565.00	7,265.00	1,449.82	6,008.06	39,540.60	6,265.12	33,275.48
018	9133	BOOK FAIR - FENN 1,514.66	6.00	44.75	0.00	0.00	1,559.41	100.00	1,459.41
018	9135	MEDINA SKI TEAM 474.67	0.00	0.00	0.00	0.00	474.67	0.00	474.67
018	9140	PRINCIPAL'S FUND - HE 46,856.38	1,084.00	2,842.64	593.19	2,934.89	46,764.13	3,751.91	43,012.22
018	9143	HERITAGE MEDIA CENTER 2,226.35	0.00	0.00	0.00	0.00	2,226.35	0.00	2,226.35
018	9160	PRINCIPAL'S FUND - BL 41,447.36	0.00	3,552.50	1,684.48	7,315.87	37,683.99	2,538.08	35,145.91
018	9161	PBIS - BLAKE 3,248.50	0.00	0.00	0.00	1,650.00	1,598.50	0.00	1,598.50

POWERSCHOOL
 DATE: 12/17/2023
 TIME: 11:46:28
 SELECTION CRITERIA : ALL

MEDINA CITY SCHOOLS
 OH Cash Position Report

PAGE NUMBER: 5

ACCOUNTING PERIOD : 5/24

FUND	SCC	DESCRIPTION BEGIN BALANCE	MTD RECEIPTS	FYTD RECEIPTS	MTD EXPENDITURES	FYTD EXPENDITURES	CURRENT FUND BALANCE	CURRENT ENCUMBRANCE	UNENCUMBERED FUND BALANCE
018	9163	BLAKE MEDIA CENTER 13,118.41	55.44	68.39	0.00	50.00	13,136.80	0.00	13,136.80
018	9170	PRINCIPALS FUND - WA 78,815.43	1,908.77	2,013.77	788.25	5,309.57	75,519.63	17,724.71	57,794.92
018	9171	WAITE SCHOOL STORE 220.00	0.00	110.00	0.00	116.49	213.51	183.51	30.00
018	9173	MEDIA CENTER WA 5,239.53	0.00	0.00	0.00	0.00	5,239.53	0.00	5,239.53
018	9180	PRINCIPALS FUND NO 67,088.84	2,357.73	4,296.73	1,986.38	4,767.89	66,617.68	28,231.84	38,385.84
018	9181	NO SCHOOL STORE 1,631.19	0.00	0.00	0.00	0.00	1,631.19	0.00	1,631.19
018	9183	MEDIA CENTER NO 8,759.38	0.00	0.00	0.00	0.00	8,759.38	0.00	8,759.38
018	9184	FIELD TRIPS NO 146.00	0.00	0.00	0.00	0.00	146.00	0.00	146.00
018	9200	PRINCIPAL'S FUND - CL 48,468.81	785.00	2,500.00	1,336.22	9,741.11	41,227.70	7,708.12	33,519.58
018	9203	CL MEDIA CENTER 5,629.54	3,555.18	3,599.12	3,519.92	3,519.92	5,708.74	0.00	5,708.74
018	9210	PRINCIPAL'S FUND - RT 36,774.81	55.00	156.75	570.58	5,542.44	31,389.12	8,909.56	22,479.56
018	9211	ROOT M.S. MEDIA CENTER 10,629.86	3,230.53	3,247.51	3,230.54	3,280.54	10,596.83	0.00	10,596.83
018	9300	PRINCIPAL'S FUND - HS 23,531.31	2,049.52	15,377.24	739.07	11,530.49	27,378.06	34,435.02	-7,056.96
018	9301	MEDIA CENTER FUND 1,554.50	0.00	0.00	0.00	0.00	1,554.50	0.00	1,554.50
018	9302	SPECIAL FUNDRAISER - HS 29,909.37	0.00	0.00	0.00	0.00	29,909.37	29,000.00	909.37
018	9303	PERFORMING ARTS 159,402.65	6,954.00	20,498.00	17.50	4,946.20	174,954.45	101,972.32	72,982.13
018	9304	BUZZ 23,253.34	2,608.13	8,691.30	2,255.78	5,835.51	26,109.13	19,914.49	6,194.64
018	9305	FLEXIBLE CREDIT FUND 8,434.56	0.00	0.00	0.00	0.00	8,434.56	0.00	8,434.56
018	9306	FEED THE BEES 7,622.41	0.00	1,400.00	266.51	677.65	8,344.76	6,822.35	1,522.41
018	9307	MHS LOCAL GRANTS 74.85	0.00	0.00	0.00	19.36	55.49	3,980.00	-3,924.51

POWERSCHOOL
DATE: 12/17/2023
TIME: 11:46:28
SELECTION CRITERIA : ALL

MEDINA CITY SCHOOLS
OH Cash Position Report

PAGE NUMBER: 6

ACCOUNTING PERIOD : 5/24

FUND	SCC	DESCRIPTION BEGIN BALANCE	MTD RECEIPTS	FYTD RECEIPTS	MTD EXPENDITURES	FYTD EXPENDITURES	CURRENT FUND BALANCE	CURRENT ENCUMBRANCE	UNENCUMBERED FUND BALANCE
018	9308	MHS HOPE SQUAD 1,216.16	0.00	2,980.00	218.24	363.16	3,833.00	2,928.94	904.06
018	9884	FACILITY RENTAL 85,394.82	661.00	661.00	0.00	0.00	86,055.82	0.00	86,055.82
018	9900	INSERVICE - CENTRAL 3,702.01	0.00	0.00	0.00	0.00	3,702.01	0.00	3,702.01
018	9901	PUBLIC SCH SUPPORT - INST 1,743.89	0.00	0.00	0.00	0.00	1,743.89	0.00	1,743.89
018	9902	INSERVICE - SUPER 11,224.52	0.00	0.00	0.00	0.00	11,224.52	0.00	11,224.52
018	9903	BOARD/STUDENT DEVELOPMENT 2,800.00	0.00	0.00	0.00	0.00	2,800.00	0.00	2,800.00
018	9904	WELLNESS FUND 502.00	0.00	0.00	0.00	0.00	502.00	0.00	502.00
018	9905	PUBLIC SCH SUPT/STUD SERV 51,248.39	0.00	0.00	0.00	0.00	51,248.39	0.00	51,248.39
018	9906	COMMUNICA-PUBLIC SCH SUP 675.90	0.00	0.00	525.00	525.00	150.90	0.00	150.90
018	9907	STEAM - SUMMER ENRICHMENT 5,374.82	0.00	0.00	0.00	0.00	5,374.82	0.00	5,374.82
018	9908	GRANT US HOPE -317.00	0.00	0.00	0.00	0.00	-317.00	0.00	-317.00
018	9910	MAINTENANCE DEPARTMENT 3,902.36	0.00	0.00	0.00	0.00	3,902.36	0.00	3,902.36
018	9915	BIKE TO SCHOOL 788.22	0.00	0.00	0.00	0.00	788.22	1,100.00	-311.78
018	9916	SPIRIT NIGHT 4,396.64	0.00	1,500.00	0.00	2,950.88	2,945.76	210.46	2,735.30
018	9917	HALL OF FAME 1,235.05	0.00	0.00	0.00	0.00	1,235.05	0.00	1,235.05
018	9918	SPOTLIGHT ON STUDENTS 816.53	0.00	0.00	0.00	0.00	816.53	450.00	366.53
018	9919	STUDENT ART SHOW 621.60	0.00	0.00	0.00	0.00	621.60	0.00	621.60
018	9920	TRSP FUND 1,514.98	0.00	0.00	0.00	0.00	1,514.98	0.00	1,514.98
018	9922	AMERICAN HEART GRANT 1,000.00	0.00	0.00	0.00	0.00	1,000.00	0.00	1,000.00
018	9930	RESOURCE CONNECTION 1,500.00	0.00	0.00	0.00	0.00	1,500.00	0.00	1,500.00

POWERSCHOOL
 DATE: 12/17/2023
 TIME: 11:46:28
 SELECTION CRITERIA : ALL

MEDINA CITY SCHOOLS
 OH Cash Position Report

PAGE NUMBER: 7

ACCOUNTING PERIOD : 5/24

FUND	SCC	DESCRIPTION	BEGIN BALANCE	MTD RECEIPTS	FYTD RECEIPTS	MTD EXPENDITURES	FYTD EXPENDITURES	CURRENT FUND BALANCE	CURRENT ENCUMBRANCE	UNENCUMBERED FUND BALANCE
<hr/>										
<hr/>										
Total For Fund	018:		922,742.95	26,063.50	87,143.66	25,582.95	88,691.98	921,194.63	335,982.86	585,211.77
<hr/>										
019	9000	ADAMH GRANT								
		240.00	0.00	0.00	0.00	0.00	240.00	0.00	240.00	
019	9018	LOWE'S LIGHT UP GA FY08								
		48.08	0.00	0.00	0.00	0.00	48.08	0.00	48.08	
019	9020	RIF PROGRAM GRANT - NO								
		400.73	0.00	0.00	0.00	0.00	400.73	0.00	400.73	
019	9021	JENNINGS - B - BRYNIARSKI								
		0.82	0.00	0.00	0.00	0.00	0.82	0.00	0.82	
019	9023	PUB EDU LEADERSHIP COM GT								
		0.01	0.00	0.00	0.00	0.00	0.01	0.00	0.01	
019	9029	M H J GRANT/ZAVESKY/FY09								
		6.82	0.00	0.00	0.00	0.00	6.82	0.00	6.82	
019	9030	PERF BASD ASSMENT GT FY10								
		79.76	0.00	0.00	0.00	0.00	79.76	0.00	79.76	
019	9031	PBA FY11								
		256.96	0.00	0.00	0.00	0.00	256.96	0.00	256.96	
019	9113	ACS-HACH CHEM GT - HAMMAN								
		96.34	0.00	0.00	0.00	0.00	96.34	0.00	96.34	
019	9121	ADAMH GRANT								
		40,405.00	0.00	0.00	800.00	2,325.00	38,080.00	2,200.00	35,880.00	
019	9180	PPG INNOV CLASSRM GT-NO								
		15.31	0.00	0.00	0.00	0.00	15.31	0.00	15.31	
019	9181	FIRST ENERGY GRANT								
		0.16	0.00	0.00	0.00	0.00	0.16	0.00	0.16	
019	9213	VIDEO CLUB GRANT - MHS								
		2.82	0.00	0.00	0.00	0.00	2.82	0.00	2.82	
019	9301	PPG GRANT - ROBOTICS								
		9.07	0.00	0.00	0.00	0.00	9.07	0.00	9.07	
019	9313	JENNINGS - NOP - MILLER								
		13.86	0.00	0.00	0.00	0.00	13.86	0.00	13.86	
019	9413	3M AND OTHER GRANT								
		152.03	0.00	0.00	0.00	0.00	152.03	0.00	152.03	
019	9513	NEA STUDENT ACHIEVE GT								
		191.88	0.00	0.00	0.00	0.00	191.88	0.00	191.88	

ACCOUNTING PERIOD : 5/24

MEDINA CITY SCHOOLS

OH Cash Position Report

PAGE NUMBER: 8

FUND	SCC	DESCRIPTION	MTD RECEIPTS	FYTD RECEIPTS	MTD EXPENDITURES	FYTD EXPENDITURES	CURRENT FUND BALANCE	CURRENT ENCUMBRANCE	UNENCUMBERED FUND BALANCE
<hr/>									
019	9715	FUEL UP - BLAKE 23.82	0.00	0.00	0.00	0.00	23.82	0.00	23.82
019	9920	M H J SUPPORT STUGGLING 1,000.00	0.00	0.00	0.00	0.00	1,000.00	0.00	1,000.00
<hr/>									
Total For Fund	019:	42,943.47	0.00	0.00	800.00	2,325.00	40,618.47	2,200.00	38,418.47
<hr/>									
020	9001	TRANSPORTATION ENTERPRISE 167,634.78	1,300.86	3,819.31	83.99	812.82	170,641.27	4,187.18	166,454.09
<hr/>									
Total For Fund	020:	167,634.78	1,300.86	3,819.31	83.99	812.82	170,641.27	4,187.18	166,454.09
<hr/>									
022	9000	UNCLAIMED FUNDS 66,495.58	0.00	654.00	0.00	0.00	67,149.58	5,000.00	62,149.58
022	9093	DIVERSION PROG ADAMHS BD 1,000.00	0.00	0.00	0.00	0.00	1,000.00	0.00	1,000.00
022	9094	DIVERSION PROG ADAMHS BD 1,000.00	0.00	0.00	0.00	0.00	1,000.00	0.00	1,000.00
022	9300	OH HS ATH ASSOC FUND 10,114.54	1,000.00	7,518.00	2,158.52	3,156.35	14,476.19	582.08	13,894.11
<hr/>									
Total For Fund	022:	78,610.12	1,000.00	8,172.00	2,158.52	3,156.35	83,625.77	5,582.08	78,043.69
<hr/>									
024	9001	MED AND DRUG/SELF INS 4,339,814.61	918,493.04	4,541,195.83	1,000,850.20	5,179,916.96	3,701,093.48	1,500,476.74	2,200,616.74
024	9002	DENT SELF INS 688,881.52	62,174.72	308,101.74	41,800.98	320,078.19	676,905.07	77,078.61	599,826.46
024	9094	FLEX PRO 68,882.32	25,001.98	50,003.96	14,859.74	64,009.21	54,877.07	195,323.78	-140,446.71

POWERSCHOOL
DATE: 12/17/2023
TIME: 11:46:28
SELECTION CRITERIA : ALL

MEDINA CITY SCHOOLS
OH Cash Position Report

PAGE NUMBER: 9

ACCOUNTING PERIOD : 5/24

FUND	SCC	DESCRIPTION BEGIN BALANCE	MTD RECEIPTS	FYTD RECEIPTS	MTD EXPENDITURES	FYTD EXPENDITURES	CURRENT FUND BALANCE	CURRENT ENCUMBRANCE	UNENCUMBERED FUND BALANCE

Total For Fund	024:	5,097,578.45	1,005,669.74	4,899,301.53	1,057,510.92	5,564,004.36	4,432,875.62	1,772,879.13	2,659,996.49
027	0000	WORK COMP-SELF INS 517,470.87	13,006.17	64,590.98	23,135.60	69,169.26	512,892.59	188,740.80	324,151.79

Total For Fund	027:	517,470.87	13,006.17	64,590.98	23,135.60	69,169.26	512,892.59	188,740.80	324,151.79
071	9013	SALES TAX P I 3,479,546.49	0.00	2,104,626.12	56,623.86	1,083,131.95	4,501,040.66	712,797.40	3,788,243.26

Total For Fund	071:	3,479,546.49	0.00	2,104,626.12	56,623.86	1,083,131.95	4,501,040.66	712,797.40	3,788,243.26
200	9110	GA STUD COUN/K-KIDS CLUB 534.56	2.82	10.63	15.79	15.79	529.40	571.66	-42.26
200	9121	CN STUDENT COUNCIL 1,459.40	7.93	29.28	0.00	0.00	1,488.68	0.00	1,488.68
200	9134	FN STUDENT BUSINESS 9.98	0.05	0.20	0.00	0.00	10.18	0.00	10.18
200	9140	HE STUDENT COUNCIL 173.63	0.94	3.49	0.00	0.00	177.12	0.00	177.12
200	9184	NO STUDENT COUNCIL 55.57	0.30	1.11	0.00	0.00	56.68	0.00	56.68
200	9185	NO K-KIDS KIWANIS CLUB 12,147.30	66.04	243.76	0.00	0.00	12,391.06	0.00	12,391.06
200	9201	ROBOTICS CLUB CL 381.49	29.36	436.59	0.00	0.00	818.08	0.00	818.08
200	9202	CL STUDENT COUNCIL 2,988.56	71.99	822.59	13.47	810.47	3,000.68	322.32	2,678.36
200	9204	CL CHEERLEADERS 557.91	3.03	11.20	0.00	0.00	569.11	0.00	569.11
200	9205	CL BUILDERS CLUB 3,836.20	20.85	76.97	0.00	0.00	3,913.17	0.00	3,913.17

POWERSCHOOL
 DATE: 12/17/2023
 TIME: 11:46:28
 SELECTION CRITERIA : ALL

MEDINA CITY SCHOOLS
 OH Cash Position Report

PAGE NUMBER: 10

ACCOUNTING PERIOD : 5/24

FUND	SCC	DESCRIPTION BEGIN BALANCE	MTD RECEIPTS	FYTD RECEIPTS	MTD EXPENDITURES	FYTD EXPENDITURES	CURRENT FUND BALANCE	CURRENT ENCUMBRANCE	UNENCUMBERED FUND BALANCE

200	9209	CL DRAMA CLUB 33,551.92	182.40	673.27	0.00	0.00	34,225.19	1,100.00	33,125.19
200	9251	ROBOTICS CLUB RT 136.71	2.90	406.55	0.00	0.00	543.26	375.00	168.26
200	9253	RT BUILDERS' CLUB 6,721.88	36.54	134.88	0.00	0.00	6,856.76	2,000.00	4,856.76
200	9254	RT HONORS ACADEMY 7,221.92	189.69	610.06	0.00	385.00	7,446.98	3,615.00	3,831.98
200	9256	RT DRAMA CLUB 6,138.27	33.37	123.18	0.00	0.00	6,261.45	2,000.00	4,261.45
200	9258	RT STUD COUNCIL 5,856.42	32.13	181.78	0.00	9.99	6,028.21	490.01	5,538.20
200	9301	YG AMERICANS FOR FREEDOM 0.21	0.00	0.00	0.00	0.00	0.21	0.00	0.21
200	9302	ART CLUB 1,171.52	6.57	424.44	77.28	362.28	1,233.68	952.72	280.96
200	9303	CULTURAL EXPLORATION 209.26	1.14	4.19	0.00	0.00	213.45	208.00	5.45
200	9304	CAREER ASSOCIATION 0.37	0.00	0.00	0.00	0.00	0.37	0.00	0.37
200	9305	CHEMCLUB 2.27	0.01	0.04	0.00	0.00	2.31	0.00	2.31
200	9307	VOCAL 50,986.09	694.52	4,347.45	425.00	7,575.44	47,758.10	43,574.37	4,183.73
200	9309	IMPROV CLUB 614.62	3.34	12.34	0.00	0.00	626.96	1,400.00	-773.04
200	9310	D E P - NAT'L GERMAN HON 0.45	0.00	0.00	0.00	0.00	0.45	0.00	0.45
200	9312	DRAMA CLUB 20,990.47	4,841.38	5,136.81	1,544.56	3,491.23	22,636.05	16,508.77	6,127.28
200	9314	MEDINA OUTDOORS CLUB 473.05	3.21	129.62	0.00	0.00	602.67	450.00	152.67
200	9315	FELLOWSHIP OF CHRISTIAN ATH 358.87	1.95	7.20	0.00	0.00	366.07	350.00	16.07
200	9318	GIRLS LEADERSHIP CLUB 7,496.92	40.76	150.45	0.00	0.00	7,647.37	7,860.00	-212.63
200	9321	KEY CLUB 64,607.35	785.07	3,018.88	0.00	1,000.00	66,626.23	20,000.00	46,626.23
200	9323	MEDINAMITE 1,797.19	7.36	197.35	0.00	613.25	1,381.29	1,675.75	-294.46

POWERSCHOOL
 DATE: 12/17/2023
 TIME: 11:46:28
 SELECTION CRITERIA : ALL

MEDINA CITY SCHOOLS
 OH Cash Position Report

PAGE NUMBER: 11

ACCOUNTING PERIOD : 5/24

FUND	SCC	DESCRIPTION BEGIN BALANCE	MTD RECEIPTS	FYTD RECEIPTS	MTD EXPENDITURES	FYTD EXPENDITURES	CURRENT FUND BALANCE	CURRENT ENCUMBRANCE	UNENCUMBERED FUND BALANCE

200	9324	MEDINIAN 74,321.83	407.18	2,177.67	0.00	95.96	76,403.54	19,904.04	56,499.50
200	9325	MHS BAND 23,575.78	75.66	298.43	0.00	9,676.53	14,197.68	12,900.00	1,297.68
200	9326	NATIONAL HONOR SOCIETY 16,525.17	86.25	318.38	0.00	659.00	16,184.55	3,500.00	12,684.55
200	9327	ORCHESTRA 46,670.41	252.69	934.66	0.00	190.73	47,414.34	2,809.27	44,605.07
200	9330	SCIENCE OLYMPIAD CLUB 2,843.13	13.82	54.83	190.00	305.00	2,592.96	2,560.00	32.96
200	9331	SKI CLUB 3.37	0.02	0.07	0.00	0.00	3.44	0.00	3.44
200	9332	SPANISH CLUB 14,993.20	92.78	2,416.62	0.00	0.00	17,409.82	7,500.00	9,909.82
200	9333	STUDENT COUNCIL 59,292.03	6,663.64	34,250.29	5,429.57	25,918.75	67,623.57	44,081.25	23,542.32
200	9335	LATIN CLUB 6,873.72	59.63	621.84	0.00	59.91	7,435.65	5,280.34	2,155.31
200	9336	FRENCH CLUB 337.28	4.66	634.06	90.33	97.81	873.53	1,402.19	-528.66
200	9337	AMERICAN SIGN LANGUAGE 243.89	1.68	70.73	0.00	0.00	314.62	500.00	-185.38
200	9339	SPEECH/DEBATE CLUB 12,891.59	7,610.29	11,366.96	1,021.00	6,942.03	17,316.52	21,549.01	-4,232.49
200	9340	O.C.O.M. 703.10	945.20	1,065.69	95.74	155.71	1,613.08	1,544.29	68.79
200	9346	PENGUIN BOWL/NOSB 127.25	0.69	2.56	0.00	0.00	129.81	130.00	-0.19
200	9350	TECHNOLOGY CLUB 424.58	42.83	1,012.55	665.51	905.40	531.73	729.60	-197.87
200	9352	VIDEO CLUB - SR HI 7,627.75	41.33	178.02	50.00	50.00	7,755.77	7,550.00	205.77
200	9353	CHINESE CLUB 1,156.95	6.29	23.20	0.00	0.00	1,180.15	1,200.00	-19.85
200	9355	GENDER AND SEXUALITY ALLI 774.74	4.10	65.34	0.00	71.57	768.51	1,148.43	-379.92
200	9380	V O F T 17,439.13	876.44	1,352.30	41.97	261.97	18,529.46	4,738.03	13,791.43
200	9421	CLASS OF 2021 2.63	0.00	0.00	0.00	0.00	2.63	3.00	-0.37

POWERSCHOOL
 DATE: 12/17/2023
 TIME: 11:46:28
 SELECTION CRITERIA : ALL

MEDINA CITY SCHOOLS
 OH Cash Position Report

PAGE NUMBER: 12

ACCOUNTING PERIOD : 5/24

FUND	SCC	DESCRIPTION BEGIN BALANCE	MTD RECEIPTS	FYTD RECEIPTS	MTD EXPENDITURES	FYTD EXPENDITURES	CURRENT FUND BALANCE	CURRENT ENCUMBRANCE	UNENCUMBERED FUND BALANCE
200	9422	CLASS OF 2022 133.84	0.00	0.00	0.00	0.00	133.84	134.00	-0.16
200	9423	CLASS OF 2023 2,279.02	12.39	45.74	0.00	0.00	2,324.76	2,270.00	54.76
200	9424	CLASS OF 2024 4,930.75	534.00	595.47	0.00	1,303.49	4,222.73	3,411.51	811.22
200	9425	CLASS OF 2025 4,111.05	120.40	1,093.14	31.98	363.24	4,840.95	59,636.76	-54,795.81
200	9426	CLASS OF 2026 1,898.43	9.77	36.90	0.00	101.59	1,833.74	1,798.41	35.33
200	9427	CLASS OF 2027 0.00	0.00	0.00	0.00	0.00	0.00	1,500.00	-1,500.00
200	9999	STUD ACTIV FD WAGES/BENE 0.01	0.00	0.00	0.00	0.00	0.01	0.00	0.01
<hr/>									
Total For Fund	200:	530,660.99	24,927.39	75,809.76	9,692.20	61,422.14	545,048.61	311,233.73	233,814.88
300	3000	ATHLETIC FUND -199,375.87	0.00	486,751.02	19,301.06	274,399.90	12,975.25	102,716.14	-89,740.89
300	3001	ATHLETICS OTH 212,126.80	1,910.00	44,155.77	0.00	212,126.80	44,155.77	0.00	44,155.77
300	3003	ATH BOYS BB 26,852.28	655.00	655.00	0.00	26,852.28	655.00	0.00	655.00
300	3004	ATH GIRLS BB 14,076.98	1,163.99	1,163.99	0.00	14,076.98	1,163.99	0.00	1,163.99
300	3007	ATH BOYS CC 18,265.00	2,985.00	9,630.00	0.00	18,265.00	9,630.00	0.00	9,630.00
300	3008	ATH HS FOOTBALL 119,549.46	0.00	139,316.18	0.00	119,549.46	139,316.18	0.00	139,316.18
300	3010	ATH SOCCER 717.00	0.00	0.00	0.00	717.00	0.00	0.00	0.00
300	3012	ATH BOYS SOCCER 9,865.29	0.00	14,172.78	0.00	9,865.29	14,172.78	0.00	14,172.78
300	3013	ATH GIRLS SOCCER 12,215.92	0.00	15,261.84	0.00	12,215.92	15,261.84	0.00	15,261.84
300	3015	ATH BOYS TRACK 4,450.00	0.00	0.00	0.00	4,450.00	0.00	0.00	0.00

POWERSCHOOL
 DATE: 12/17/2023
 TIME: 11:46:28
 SELECTION CRITERIA : ALL

MEDINA CITY SCHOOLS
 OH Cash Position Report

PAGE NUMBER: 13

ACCOUNTING PERIOD : 5/24

FUND	SCC	DESCRIPTION BEGIN BALANCE	MTD RECEIPTS	FYTD RECEIPTS	MTD EXPENDITURES	FYTD EXPENDITURES	CURRENT FUND BALANCE	CURRENT ENCUMBRANCE	UNENCUMBERED FUND BALANCE
300	3016	ATH GIRLS TRACK 7,316.00	0.00	0.00	0.00	7,316.00	0.00	0.00	0.00
300	3017	ATH GIRLS VBALL 12,433.94	0.00	12,876.95	0.00	12,433.94	12,876.95	0.00	12,876.95
300	3018	ATH WRESTLING 31,069.37	855.00	1,735.00	0.00	31,069.37	1,735.00	0.00	1,735.00
300	3019	ATH BOYS LACROSSE 9,435.86	0.00	0.00	0.00	9,435.86	0.00	0.00	0.00
300	3020	ATH GIRLS LACROSSE 3,290.88	0.00	0.00	0.00	3,290.88	0.00	0.00	0.00
300	3021	ATH BOYS SWIMMING 4,319.96	0.00	0.00	0.00	4,319.96	0.00	0.00	0.00
300	9110	GARFIELD FIELD TRIPS 4,341.97	0.00	1,055.00	60.00	-16.10	5,413.07	440.00	4,973.07
300	9120	CANAVAN FIELD TRIP -477.80	1,320.00	3,525.00	1,787.50	3,740.00	-692.80	1,000.00	-1,692.80
300	9121	WORLD WATCHER'S CLUB 7,362.04	0.00	0.00	0.00	0.00	7,362.04	0.00	7,362.04
300	9130	FENN FIELD TRIPS 165.00	275.00	3,300.00	444.71	3,630.00	-165.00	0.00	-165.00
300	9140	HERITAGE FIELD TRIPS 274.31	1,921.00	3,731.00	340.00	2,292.50	1,712.81	2,797.82	-1,085.01
300	9160	BLAKE FIELD TRIPS -1,238.81	0.00	0.00	401.51	1,158.74	-2,397.55	0.00	-2,397.55
300	9170	WAITE FIELD TRIPS 639.00	0.00	1,450.00	1,440.00	3,365.00	-1,276.00	0.00	-1,276.00
300	9180	NORTHROP FIELD TRIPS 1,408.11	0.00	3,830.75	2,949.48	5,231.98	6.88	3,639.63	-3,632.75
300	9201	CL BAND FUND 11,452.51	4,291.00	9,126.00	50.00	856.87	19,721.64	16,260.00	3,461.64
300	9202	CL ORCHESTRA FD. 258.00	0.00	0.00	0.00	0.00	258.00	0.00	258.00
300	9203	CL LIBRARY 370.00	0.00	0.00	0.00	0.00	370.00	0.00	370.00
300	9204	CL CHOIR FUND 634.10	0.00	0.00	0.00	0.00	634.10	0.00	634.10
300	9208	DC AND OTHER TRIPS 1,064.50	0.00	110,800.00	102,774.43	102,774.43	9,090.07	2,578.57	6,511.50
300	9250	RT BAND FUND 9,385.33	4,472.00	5,585.00	350.00	1,397.78	13,572.55	5,760.00	7,812.55

POWERSCHOOL
 DATE: 12/17/2023
 TIME: 11:46:28
 SELECTION CRITERIA : ALL

MEDINA CITY SCHOOLS
 OH Cash Position Report

PAGE NUMBER: 14

ACCOUNTING PERIOD : 5/24

FUND	SCC	DESCRIPTION BEGIN BALANCE	MTD RECEIPTS	FYTD RECEIPTS	MTD EXPENDITURES	FYTD EXPENDITURES	CURRENT FUND BALANCE	CURRENT ENCUMBRANCE	UNENCUMBERED FUND BALANCE
300	9251	RT ORCHESTRA FUND 1,246.65	0.00	0.00	0.00	0.00	1,246.65	0.00	1,246.65
300	9252	RT CHOIR FUND 3,270.15	0.00	0.00	0.00	0.00	3,270.15	0.00	3,270.15
300	9253	RT BEEHIVE 2,059.46	173.50	599.20	81.02	204.83	2,453.83	395.17	2,058.66
300	9254	ZEN DEN RT 654.70	280.00	697.50	184.52	184.52	1,167.68	865.48	302.20
300	9258	RT DIST SUPER ACTIV 124.00	0.00	111,764.00	1,694.00	110,664.00	1,224.00	27,810.00	-26,586.00
300	9302	MENS VOLLEYBALL 5,480.17	0.00	2,055.00	0.00	460.00	7,075.17	0.00	7,075.17
300	9303	HUDDLE/SHUDDLE 0.63	0.00	3,870.00	105.83	105.83	3,764.80	1,894.17	1,870.63
300	9304	LINK CREW 3,123.40	40.00	5,259.75	1,550.00	5,066.01	3,317.14	2,100.00	1,217.14
300	9313	MUSICAL 21,435.88	0.00	0.00	576.58	3,646.58	17,789.30	22,023.42	-4,234.12
300	9325	MHS BAND TRIP 7,171.20	0.00	0.00	0.00	0.00	7,171.20	0.00	7,171.20
300	9334	BEEHIVE CAFE 18,163.95	0.00	0.00	91.28	91.28	18,072.67	1,908.72	16,163.95
300	9390	GLOBAL TRIPS 375.00	0.00	0.00	0.00	0.00	375.00	9,000.00	-8,625.00
300	9403	PRESCHOOL TRIP 0.00	35.00	2,405.00	0.00	2,310.00	95.00	0.00	95.00
300	9410	SPARKLE CHEERLEADING 4,860.20	0.00	0.00	1,928.84	1,928.84	2,931.36	2,071.16	860.20
<hr/>									
Total For Fund	300:	390,212.52	20,376.49	994,771.73	136,110.76	1,009,477.73	375,506.52	203,260.28	172,246.24
401	9013	ST FRANCIS AUX SERVICES 80,070.56	0.00	176.30	54,452.63	80,246.86	0.00	0.00	0.00
401	9014	ST FRANCIS AUXILIARY 0.00	83,664.95	166,231.07	19,469.38	59,571.25	106,659.82	51,286.27	55,373.55
401	9017	AUX ST FRANCIS 37.41	0.00	0.00	0.00	0.00	37.41	0.00	37.41

POWERSCHOOL
 DATE: 12/17/2023
 TIME: 11:46:28
 SELECTION CRITERIA : ALL

MEDINA CITY SCHOOLS
 OH Cash Position Report

PAGE NUMBER: 15

ACCOUNTING PERIOD : 5/24

FUND	SCC	DESCRIPTION	BEGIN BALANCE	MTD RECEIPTS	FYTD RECEIPTS	MTD EXPENDITURES	FYTD EXPENDITURES	CURRENT FUND BALANCE	CURRENT ENCUMBRANCE	UNENCUMBERED FUND BALANCE
<hr/>										
401	9023	NURTURY AUX SERVICES 17,345.30	0.00	53.49	16,520.14	17,398.79	0.00	0.00	0.00	
401	9024	NURTURY AUXILIARY 0.00	5,100.04	7,691.86	940.00	1,755.08	5,936.78	1,415.00	4,521.78	
401	9027	AUX FUNDS NURTURY 72.90	0.00	0.00	0.00	0.00	72.90	0.00	72.90	
401	9033	MCA AUX SERVICES 38,034.74	0.00	86.58	26,741.24	38,121.32	0.00	0.00	0.00	
401	9034	MCS AUXILIARY 0.00	125,727.81	236,450.29	35,397.63	255,745.87	-19,295.58	59,148.38	-78,443.96	
401	9066	SM WONDERS 1,644.12	0.00	0.00	0.00	0.00	1,644.12	0.00	1,644.12	
<hr/>										
Total For Fund	401:	137,205.03	214,492.80	410,689.59	153,521.02	452,839.17	95,055.45	111,849.65	-16,794.20	
<hr/>										
432	9097	MANAGE INFO SYS 0.80	0.00	0.00	0.00	0.00	0.80	0.00	0.80	
<hr/>										
Total For Fund	432:	0.80	0.00	0.00	0.00	0.00	0.80	0.00	0.80	
<hr/>										
450	9008	SCHOOLNET PLUS FY2008 1.00	0.00	0.00	0.00	0.00	1.00	0.00	1.00	
<hr/>										
Total For Fund	450:	1.00	0.00	0.00	0.00	0.00	1.00	0.00	1.00	
<hr/>										
451	9012	CONNECTIVITY 26,382.50	9,900.00	10,407.10	0.00	0.00	36,789.60	0.00	36,789.60	
<hr/>										
Total For Fund	451:	26,382.50	9,900.00	10,407.10	0.00	0.00	36,789.60	0.00	36,789.60	

POWERSCHOOL
DATE: 12/17/2023
TIME: 11:46:28
SELECTION CRITERIA : ALL

MEDINA CITY SCHOOLS
OH Cash Position Report

PAGE NUMBER: 16

ACCOUNTING PERIOD : 5/24

FUND	SCC	DESCRIPTION	BEGIN	MTD	FYTD	MTD	FYTD	CURRENT	CURRENT	UNENCUMBERED
			BALANCE	RECEIPTS	RECEIPTS	EXPENDITURES	EXPENDITURES	FUND BALANCE	ENCUMBRANCE	FUND BALANCE
452	9008	SCHOOLNET PD FY08	66.15	0.00	0.00	0.00	0.00	66.15	0.00	66.15

Total For Fund	452:		66.15	0.00	0.00	0.00	0.00	66.15	0.00	66.15

467	9021	STUD WELLNESS AND SUCCESS	618.49	0.00	0.00	0.00	0.00	618.49	0.00	618.49

Total For Fund	467:		618.49	0.00	0.00	0.00	0.00	618.49	0.00	618.49

499	9012	INTERN PSYCH FY12	45.81	0.00	0.00	0.00	0.00	45.81	0.00	45.81
499	9013	INTERN PSYCH FY13	39.97	0.00	0.00	0.00	0.00	39.97	0.00	39.97
499	9014	INTERN PSYCH FY24	0.00	0.00	0.00	3,115.88	9,371.47	-9,371.47	0.00	-9,371.47
499	9019	SCHOOL SAFETY	10,086.41	0.00	0.00	0.00	0.00	10,086.41	0.00	10,086.41
499	9024	LOCAL GOV INNOVATION FUND	7,750.00	0.00	0.00	0.00	0.00	7,750.00	0.00	7,750.00
499	9039	INTERN PSYCH GRANT FY09	2.20	0.00	0.00	0.00	0.00	2.20	0.00	2.20
499	9112	E-TECH BLENDED LEARNING	321.71	0.00	0.00	0.00	0.00	321.71	0.00	321.71

Total For Fund	499:		18,246.10	0.00	0.00	3,115.88	9,371.47	8,874.63	0.00	8,874.63

506	9014	RES ED GRANT	950.00	0.00	0.00	0.00	0.00	950.00	0.00	950.00

POWERSCHOOL
 DATE: 12/17/2023
 TIME: 11:46:28
 SELECTION CRITERIA : ALL

MEDINA CITY SCHOOLS
 OH Cash Position Report

PAGE NUMBER: 17

ACCOUNTING PERIOD : 5/24

FUND	SCC	DESCRIPTION	BEGIN	MTD	FYTD	MTD	FYTD	CURRENT	CURRENT	UNENCUMBERED
			BALANCE	RECEIPTS	RECEIPTS	EXPENDITURES	EXPENDITURES	FUND BALANCE	ENCUMBRANCE	FUND BALANCE

Total For Fund	506:		950.00	0.00	0.00	0.00	0.00	950.00	0.00	950.00
507	9022	ARP ESSER 8.39		0.00	1,572,490.04	0.00	393,024.19	1,179,474.24	1,055.90	1,178,418.34
507	9023	ARP STATE ACTIVITY SUP 0.00		0.00	0.00	0.00	142,010.00	-142,010.00	0.00	-142,010.00
507	9024		0.00	142,010.00	142,010.00	74,995.26	89,465.76	52,544.24	629,725.20	-577,180.96
507	9121	ESSER II 3,895.59		0.00	259,780.16	0.00	257,950.86	5,724.89	0.00	5,724.89
507	9222	ARP ESSER HOMELESS -0.36		0.00	0.00	0.00	0.00	-0.36	0.00	-0.36

Total For Fund	507:		3,903.62	142,010.00	1,974,280.20	74,995.26	882,450.81	1,095,733.01	630,781.10	464,951.91
516	9015	TITLE VI-B 2,690.82		0.00	0.00	0.00	0.00	2,690.82	0.00	2,690.82
516	9016	TITLE VI-B 229.90		0.00	0.00	0.00	0.00	229.90	0.00	229.90
516	9021	TITLE VI-B 4.85		0.00	0.00	0.00	0.00	4.85	0.00	4.85
516	9023	TITLE VI-B 104,814.80		0.00	0.00	0.00	60,652.29	44,162.51	0.00	44,162.51
516	9024	TITLE VI-B 0.00		0.00	0.00	124,435.77	489,814.87	-489,814.87	23,484.94	-513,299.81
516	9123	APR IDEA 64,142.11		0.00	0.00	0.00	0.00	64,142.11	0.00	64,142.11

Total For Fund	516:		171,882.48	0.00	0.00	124,435.77	550,467.16	-378,584.68	23,484.94	-402,069.62

POWERSCHOOL
 DATE: 12/17/2023
 TIME: 11:46:28
 SELECTION CRITERIA : ALL

MEDINA CITY SCHOOLS
 OH Cash Position Report

PAGE NUMBER: 18

ACCOUNTING PERIOD : 5/24

FUND	SCC	DESCRIPTION BEGIN BALANCE	MTD RECEIPTS	FYTD RECEIPTS	MTD EXPENDITURES	FYTD EXPENDITURES	CURRENT FUND BALANCE	CURRENT ENCUMBRANCE	UNENCUMBERED FUND BALANCE
551	9120	TITLE III LEP 2,792.08	0.00	0.00	0.00	0.00	2,792.08	0.00	2,792.08
551	9122	TITLE III LEP 722.05	0.00	0.00	0.00	0.00	722.05	0.00	722.05
551	9123	TITLE III LEP 0.00	0.00	5,439.25	-234.00	0.00	5,439.25	0.00	5,439.25
<hr/>									
Total For Fund	551:	3,514.13	0.00	5,439.25	-234.00	0.00	8,953.38	0.00	8,953.38
572	9023	TITLE I 39,762.64	0.00	0.00	0.00	33,936.89	5,825.75	0.00	5,825.75
572	9024	TITLE I 0.00	0.00	0.00	43,812.29	161,932.81	-161,932.81	5,469.02	-167,401.83
572	9116	TITLE I-D 2.83	0.00	0.00	0.00	0.00	2.83	0.00	2.83
572	9121	TITLE I-D -417.64	0.00	0.00	0.00	0.00	-417.64	0.00	-417.64
572	9122	TITLE I-D 72.63	0.00	0.00	0.00	0.00	72.63	0.00	72.63
572	9123	TITLE I-D -1,234.19	0.00	0.00	0.00	20,591.51	-21,825.70	0.00	-21,825.70
572	9124	TITLE I-D 0.00	0.00	0.00	1,590.15	8,780.13	-8,780.13	2,085.47	-10,865.60
<hr/>									
Total For Fund	572:	38,186.27	0.00	0.00	45,402.44	225,241.34	-187,055.07	7,554.49	-194,609.56
584	9023	TITLE IV-A 3,364.53	0.00	0.00	0.00	-147.17	3,511.70	0.00	3,511.70
584	9024	TITLE IV-A 0.00	0.00	0.00	2,580.26	23,331.27	-23,331.27	8,881.72	-32,212.99
<hr/>									
Total For Fund	584:	3,364.53	0.00	0.00	2,580.26	23,184.10	-19,819.57	8,881.72	-28,701.29

POWERSCHOOL
 DATE: 12/17/2023
 TIME: 11:46:28
 SELECTION CRITERIA : ALL

MEDINA CITY SCHOOLS
 OH Cash Position Report

PAGE NUMBER: 19

ACCOUNTING PERIOD : 5/24

FUND	SCC	DESCRIPTION	BEGIN BALANCE	MTD RECEIPTS	FYTD RECEIPTS	MTD EXPENDITURES	FYTD EXPENDITURES	CURRENT FUND BALANCE	CURRENT ENCUMBRANCE	UNENCUMBERED FUND BALANCE

587	9023	EARLY CHILDHOOD								
		5,194.82	0.00	0.00	0.00	2,151.85	3,042.97	0.00		3,042.97
587	9024	EARLY CHILDHOOD								
		0.00	0.00	0.00	2,657.01	11,235.64	-11,235.64	1,434.29		-12,669.93
587	9123	ARP IDEA EARLY ED								
		0.00	0.00	0.00	0.00	2,992.31	-2,992.31	2,439.98		-5,432.29

Total For Fund 587:										
		5,194.82	0.00	0.00	2,657.01	16,379.80	-11,184.98	3,874.27		-15,059.25

590	9022	TITLE II-A								
		-1,558.14	0.00	0.00	0.00	812.45	-2,370.59	0.00		-2,370.59
590	9023	TITLE II-A								
		-1,861.36	0.00	2,708.39	0.00	12,676.22	-11,829.19	0.00		-11,829.19
590	9024	TITLE II-A								
		0.00	0.00	0.00	16,185.06	73,697.74	-73,697.74	22,068.70		-95,766.44

Total For Fund 590:										
		-3,419.50	0.00	2,708.39	16,185.06	87,186.41	-87,897.52	22,068.70		-109,966.22

599	9022	NSLP EQUIP ASSIST								
		339.35	0.00	0.00	0.00	0.00	339.35	0.00		339.35
599	9023	OFCC SAFETY/SECURITY								
		152,521.48	0.00	0.00	7,451.40	23,680.80	128,840.68	0.00		128,840.68

Total For Fund 599:										
		152,860.83	0.00	0.00	7,451.40	23,680.80	129,180.03	0.00		129,180.03

GRAND TOTALS:										
		59,080,610.63	3,522,217.15	52,366,187.09	14,398,210.15	52,932,381.09	58,514,416.63	10,827,101.92		47,687,314.71

POWERSCHOOL
 DATE: 12/17/2023
 TIME: 11:46:28
 SELECTION CRITERIA : ALL

MEDINA CITY SCHOOLS
 OH Cash Position Report

PAGE NUMBER: 20

ACCOUNTING PERIOD : 5/24

FUND	SCC	DESCRIPTION BEGIN BALANCE	MTD RECEIPTS	FYTD RECEIPTS	MTD EXPENDITURES	FYTD EXPENDITURES	CURRENT FUND BALANCE	CURRENT ENCUMBRANCE	UNENCUMBERED FUND BALANCE

001		25,195,142.69	1,750,541.96	35,027,421.85	6,270,368.09	31,015,045.92	29,207,518.62	3,635,244.81	25,572,273.81
002		3,690,068.83	0.00	1,934,262.55	5,214,425.93	5,239,038.07	385,293.31	1,015,146.32	-629,853.01
003		597,726.83	0.00	0.00	1,700.00	590,097.00	7,629.83	351,757.65	-344,127.82
006		1,282,170.06	180,851.63	814,474.77	235,653.31	1,003,512.33	1,093,132.50	640,531.18	452,601.32
007		47,115.46	256.13	945.43	0.00	0.00	48,060.89	55,000.00	-6,939.11
008		784,829.74	0.00	-20,794.74	0.00	0.00	764,035.00	51,500.00	712,535.00
009		179,466.55	16,492.55	211,747.70	8,912.80	107,686.05	283,528.20	162,547.73	120,980.47
014		740,016.01	110,730.20	404,730.60	126,858.97	551,840.32	592,906.29	97,699.15	495,207.14
016		14,777,716.57	4,597.73	3,351,639.31	798,482.15	4,272,168.75	13,857,187.13	472,316.75	13,384,870.38
018		922,742.95	26,063.50	87,143.66	25,582.95	88,691.98	921,194.63	335,982.86	585,211.77
019		42,943.47	0.00	0.00	800.00	2,325.00	40,618.47	2,200.00	38,418.47
020		167,634.78	1,300.86	3,819.31	83.99	812.82	170,641.27	4,187.18	166,454.09
022		78,610.12	1,000.00	8,172.00	2,158.52	3,156.35	83,625.77	5,582.08	78,043.69
024		5,097,578.45	1,005,669.74	4,899,301.53	1,057,510.92	5,564,004.36	4,432,875.62	1,772,879.13	2,659,996.49

POWERSCHOOL
DATE: 12/17/2023
TIME: 11:46:28
SELECTION CRITERIA : ALL

MEDINA CITY SCHOOLS
OH Cash Position Report

PAGE NUMBER: 21

ACCOUNTING PERIOD : 5/24

FUND	SCC	DESCRIPTION BEGIN BALANCE	MTD RECEIPTS	FYTD RECEIPTS	MTD EXPENDITURES	FYTD EXPENDITURES	CURRENT FUND BALANCE	CURRENT ENCUMBRANCE	UNENCUMBERED FUND BALANCE
027		517,470.87	13,006.17	64,590.98	23,135.60	69,169.26	512,892.59	188,740.80	324,151.79
071		3,479,546.49	0.00	2,104,626.12	56,623.86	1,083,131.95	4,501,040.66	712,797.40	3,788,243.26
200		530,660.99	24,927.39	75,809.76	9,692.20	61,422.14	545,048.61	311,233.73	233,814.88
300		390,212.52	20,376.49	994,771.73	136,110.76	1,009,477.73	375,506.52	203,260.28	172,246.24
401		137,205.03	214,492.80	410,689.59	153,521.02	452,839.17	95,055.45	111,849.65	-16,794.20
432		0.80	0.00	0.00	0.00	0.00	0.80	0.00	0.80
450		1.00	0.00	0.00	0.00	0.00	1.00	0.00	1.00
451		26,382.50	9,900.00	10,407.10	0.00	0.00	36,789.60	0.00	36,789.60
452		66.15	0.00	0.00	0.00	0.00	66.15	0.00	66.15
467		618.49	0.00	0.00	0.00	0.00	618.49	0.00	618.49
499		18,246.10	0.00	0.00	3,115.88	9,371.47	8,874.63	0.00	8,874.63
506		950.00	0.00	0.00	0.00	0.00	950.00	0.00	950.00
507		3,903.62	142,010.00	1,974,280.20	74,995.26	882,450.81	1,095,733.01	630,781.10	464,951.91
516		171,882.48	0.00	0.00	124,435.77	550,467.16	-378,584.68	23,484.94	-402,069.62

POWERSCHOOL
 DATE: 12/17/2023
 TIME: 11:46:28
 SELECTION CRITERIA : ALL

MEDINA CITY SCHOOLS
 OH Cash Position Report

PAGE NUMBER: 22

ACCOUNTING PERIOD : 5/24

FUND	SCC	DESCRIPTION BEGIN BALANCE	MTD RECEIPTS	FYTD RECEIPTS	MTD EXPENDITURES	FYTD EXPENDITURES	CURRENT FUND BALANCE	CURRENT ENCUMBRANCE	UNENCUMBERED FUND BALANCE
551		3,514.13	0.00	5,439.25	-234.00	0.00	8,953.38	0.00	8,953.38
572		38,186.27	0.00	0.00	45,402.44	225,241.34	-187,055.07	7,554.49	-194,609.56
584		3,364.53	0.00	0.00	2,580.26	23,184.10	-19,819.57	8,881.72	-28,701.29
587		5,194.82	0.00	0.00	2,657.01	16,379.80	-11,184.98	3,874.27	-15,059.25
590		-3,419.50	0.00	2,708.39	16,185.06	87,186.41	-87,897.52	22,068.70	-109,966.22
599		152,860.83	0.00	0.00	7,451.40	23,680.80	129,180.03	0.00	129,180.03
GRAND TOTALS:		59,080,610.63	3,522,217.15	52,366,187.09	14,398,210.15	52,932,381.09	58,514,416.63	10,827,101.92	47,687,314.71

Medina City Schools

Check Register For

November 2023

12/17/23

12:28 PM

Check Date	Check Number	Vendor Name	Transaction Amount
11/02/2023	V752951	MEMO - A&M ENDEAVORS LLC	\$35.00
11/02/2023 - Total			\$35.00
11/03/2023	1008407	F.C.P.E	\$130.00
11/03/2023	1008408	KIDS FIRST	\$12.00
11/03/2023	1008409	MEDINA MUNICIPAL COURT	\$222.00
11/03/2023	1008410	OAPSE	\$4,730.61
11/03/2023	1008411	KEITH L RUCINSKI, CHAPTER 13 TRSTEE	\$899.54
11/03/2023	1008412	OHIO EDUCATION ASSOCIATION	\$323.98
11/03/2023	1008413	PEOPLE QUALIFIED COMMITTEE	\$17.34
11/03/2023	V1008392	MEMO-FLEXSAVE	\$12,500.99
11/03/2023	V1008393	MEDINA CITY SCHOOLS FOUNDATION	\$69.00
11/03/2023	V1008394	MEMO - SERS - BOARD	\$65,490.98
11/03/2023	V1008395	MEMO - STRS - BOARD	\$248,844.90
11/03/2023	V1008396	MEMO -EFTPS - TAXES	\$253,324.02
11/03/2023	V1008397	MEMO -MEDINA CITY SCHOOLS	\$488,262.86
11/03/2023	V1008398	MEMO MET LIFE INSURANCE	\$5,174.81
11/03/2023	V1008399	MEMO --S E R S - EMPLOYEE	\$47,060.51
11/03/2023	V1008400	MEMO --S T R S - EMPLOYEE	\$260,408.04
11/03/2023	V1008401	OHIO BUSINESS GATEWAY	\$47,072.37
11/03/2023	V1008402	OHIO CHILD SUPPORT PAYMENT CENTRAL	\$1,474.49
11/03/2023	V1008403	OHIO DEFERRED COMPENSATION -MEMO	\$10,799.98
11/03/2023	V1008404	MEMO - OMNI	\$38,856.00
11/03/2023	V1008405	TRUSTMARK VOLUNTARY BENEFITS	\$1,711.38
11/03/2023	V1008406	UNITED WAY MEDINA & SUMMIT CO	\$135.24
11/03/2023 - Total			\$1,487,521.04
11/06/2023	V752789	MEMO - MEDICAL MUTUAL	\$281,086.47
11/06/2023	V752792	MEMO - MEDICAL MUTUAL	\$56,989.77
11/06/2023 - Total			\$338,076.24
11/07/2023	V752952	MEMO - WESTFIELD BANK	\$738.18
11/07/2023 - Total			\$738.18
11/10/2023	752684	ADLER TEAM SPORTS	\$1,379.10
11/10/2023	752685	ADVANCE AUTO PARTS	\$448.68
11/10/2023	752686	AIR CONTROL PRODUCTS	\$1,011.00

Medina City Schools

Check Register For

November 2023

12/17/23

12:28 PM

Check Date	Check Number	Vendor Name	Transaction Amount
11/10/2023	752687	AQUACLEAR	\$37.00
11/10/2023	752688	ARMSTRONG UTILITIES INC.	\$725.82
11/10/2023	752689	ATHLON I.A. LLC	\$93.00
11/10/2023	752690	AUDITOR OF STATE'S OFFICE	\$3,910.00
11/10/2023	752691	BERNARD SPECIALTY COMPANY	\$55.00
11/10/2023	752692	BUCKEYE INTERNATIONAL INC	\$1,660.00
11/10/2023	752693	BUEHLER'S FRESH FOODS	\$40.00
11/10/2023	752694	PEPSI CO BEVERAGE SALES LLC	\$828.84
11/10/2023	752695	CEDARVILLE UNIVERSITY	\$814.55
11/10/2023	752696	CHUCK'S CUSTOM LLC	\$117.05
11/10/2023	752697	CLEVELAND MUSEUM OF ART	\$60.00
11/10/2023	752698	CLEVELAND PLUMBING SUPPLY CO.	\$41.89
11/10/2023	752699	COCA COLA BOTTLING CO CSLDT	\$458.00
11/10/2023	752700	CONNECTION EDUCATION SERVICES INC	\$7,130.00
11/10/2023	752701	CONTINENTAL PRESS, INC	\$576.58
11/10/2023	752702	CQ PRINTING	\$382.50
11/10/2023	752703	DOUGH GO'S	\$140.15
11/10/2023	752704	FRONTIER NORTH INC	\$742.48
11/10/2023	752705	GORDON FOOD SERVICE	\$1,220.69
11/10/2023	752706	HOME DEPOT CREDIT SERVICES	\$1,354.36
11/10/2023	752707	HSH CONSTRUCTION & EXCAVATING, INC.	\$2,700.00
11/10/2023	752708	IMMIX MARKETING	\$2,125.00
11/10/2023	752709	JJ AND ME, INC	\$174.95
11/10/2023	752710	JW PEPPER & SON, INC.	\$27.99
11/10/2023	752711	LAWSON PRODUCTS INC	\$155.16
11/10/2023	752712	M-A BUILDING AND MAINTENANCE	\$8,760.00
11/10/2023	752713	MACKIN BOOK COMPANY	\$4,236.46
11/10/2023	752714	MARS ELECTRIC CO.	\$32.25
11/10/2023	752715	MCKINLEY MUSEUM OF HISTORY	\$250.00
11/10/2023	752716	MCS FOOD SERVICE DEPT.	\$140.78
11/10/2023	752717	MEDINA CITY SCHOOLS	\$65,414.71
11/10/2023	752718	MEDINA COUNTY BOARD OF DD.	\$12,780.16
11/10/2023	752719	ALFRED NICKLES BAKERY INC	\$882.62

Medina City Schools

Check Register For

November 2023

12/17/23

12:28 PM

Check Date	Check Number	Vendor Name	Transaction Amount
11/10/2023	752720	OHIO DEPARTMENT OF COMMERCE	\$660.50
11/10/2023	752721	OHIO EDISON COMPANY	\$23,993.81
11/10/2023	752722	OHIO HIGH SCHOOL ATHLETIC ASSN	\$50.00
11/10/2023	752723	READING WAREHOUSE INC	\$77.85
11/10/2023	752724	RIVER CITY PUPPETS LLC	\$1,065.00
11/10/2023	752725	RUMPKE OF OHIO INC	\$1,211.70
11/10/2023	752726	SOUTHEASTERN EQUIPMENT CO INC	\$157.73
11/10/2023	752727	STANDARD WELDING & STEEL PRODUCTS	\$102.72
11/10/2023	752728	SWEETWATER SOUND, LLC	\$1,161.97
11/10/2023	752729	TRACY BROWN	\$380.00
11/10/2023	752730	UNITED RENTALS (N AMERICA) INC	\$1,500.00
11/10/2023	752731	WELLINGTON IMPLEMENT CO. INC.	\$21.42
11/10/2023	V752732	ACHIEVEMENT ADVANTAGE	\$1,080.00
11/10/2023	V752733	AKRON BEARING COMPANY INC.	\$328.47
11/10/2023	V752736	AMAZON.COM	\$3,294.51
11/10/2023	V752737	ANTHONY BELSITO	\$440.00
11/10/2023	V752738	ARKAY FLORALS - FLOWER GALLERY	\$40.00
11/10/2023	V752739	BATTELLE FOR KIDS	\$4,500.00
11/10/2023	V752740	NEW DAIRY HOLDCO, LLC.	\$1,788.13
11/10/2023	V752741	BSN SPORTS LLC	\$143.67
11/10/2023	V752742	LAURA M CALAIACOVO	\$41.97
11/10/2023	V752743	CAROLINA BIOLOGICAL SUPPLY CO.	\$89.10
11/10/2023	V752744	CDWG	\$7,300.00
11/10/2023	V752745	CENTERRA CO-OP	\$8,394.80
11/10/2023	V752746	CHRISTIA MATTEY	\$2,546.64
11/10/2023	V752747	CROSS THREAD SOLUTIONS LLC	\$306.80
11/10/2023	V752748	JACE H DIEZMAN	\$48.00
11/10/2023	V752749	ESC OF MEDINA COUNTY	\$53,085.10
11/10/2023	V752750	GRAINGER SUPPLY CO	\$1,714.06
11/10/2023	V752751	HD SUPPLY FACILITIES MAINTENANCE	\$28.47
11/10/2023	V752752	HERSHEY CREAMERY CO	\$3,108.26
11/10/2023	V752753	IAN BAKER	\$200.00
11/10/2023	V752754	KELE, INC.	\$258.71

Medina City Schools

Check Register For

November 2023

12/17/23

12:28 PM

Check Date	Check Number	Vendor Name	Transaction Amount
11/10/2023	V752755	LLA THERAPY, LLC.	\$45,503.25
11/10/2023	V752756	MICHELLE ELIZABETH LEWANDOWSKI	\$27.51
11/10/2023	V752757	KARON ROSE LIPPINCOTT	\$148.03
11/10/2023	V752758	KATELYN J LOPEZ	\$45.72
11/10/2023	V752759	TRACY ANN MACHALEC	\$140.17
11/10/2023	V752760	MATH LEARNING CENTER	\$57.00
11/10/2023	V752761	MCMASTER-CARR SUPPLY COMPANY	\$262.10
11/10/2023	V752762	MUSIC AND ARTS	\$45.00
11/10/2023	V752763	ORLO AUTO PARTS INC	\$28.25
11/10/2023	V752764	OTC BRANDS INC	\$103.93
11/10/2023	V752765	PATRICK O SLOAN	\$187.50
11/10/2023	V752766	PETERS KALAIL & MARKAKIS CO	\$2,250.00
11/10/2023	V752767	PITSCO EDUCATION, LLC.	\$295.00
11/10/2023	V752768	PLAYHOUSE SQUARE FOUNDATION	\$40.00
11/10/2023	V752769	QUILL CORPORATION	\$2,752.21
11/10/2023	V752770	SARGENT-WELCH LLC	\$126.73
11/10/2023	V752771	SCHOOL SPECIALTY, LLC.	\$435.17
11/10/2023	V752772	SPORTSWORLD	\$275.00
11/10/2023	V752773	STERLING PAPER CO	\$978.10
11/10/2023	V752774	NICHOLE JANINE SZYDLO	\$110.00
11/10/2023	V752775	TOTAL EDUCATION SOLUTIONS, INC.	\$16,099.20
11/10/2023	V752776	TRANSPORTATION ACCESSORIES CO, INC.	\$450.00
11/10/2023	V752777	UNITY SCHOOL BUS PARTS INC.	\$214.50
11/10/2023	V752778	USA CUSTOM APPAREL LLC	\$592.00
11/10/2023	V752779	USA MOBILE DRUG TESTING	\$74.00
11/10/2023	V752780	VARSITY SPIRIT FASHIONS & SUPPLIES	\$1,831.58
11/10/2023	V752781	WRAPAROUND EXPERTS, LLC	\$10,463.75
11/10/2023	V752782	AIR RITE SERVICES, INC (V-CARD)	\$502.36
11/10/2023	V752784	CINTAS CORPORATION (V-CARD)	\$5,155.13
11/10/2023	V752785	POINT SPRING & DRIVESHAFT (V-CARD)	\$1,456.01
11/10/2023	V752786	SONOVA USA, INC. (V-CARD)	\$374.58
11/10/2023	V752950	MEMO-CAPITAL ONE	\$52,368.86
11/10/2023 - Total			\$383,418.80

Medina City Schools

Check Register For

November 2023

12/17/23

12:28 PM

Check Date	Check Number	Vendor Name	Transaction Amount
11/13/2023	V752788	GORDON FOOD SERVICE	\$18,527.64
11/13/2023	V752790	MEMO - MEDICAL MUTUAL	\$280,030.81
11/13/2023	V752791	MEMO MET LIFE INSURANCE	\$3,534.30
11/13/2023 - Total			\$302,092.75
11/16/2023	752827	AMARA MILLER	\$50.00
11/16/2023	752828	AQUACLEAR	\$37.00
11/16/2023	752829	BRAXTON PISCITELLO	\$25.00
11/16/2023	752830	PEPSI CO BEVERAGE SALES LLC	\$332.36
11/16/2023	752831	CRISIS PREVENTON INST INC.	\$400.00
11/16/2023	752832	DOUGH GO'S	\$257.50
11/16/2023	752833	EMMA CAIN	\$50.00
11/16/2023	752834	GENERATION GENIUS, INC.	\$175.00
11/16/2023	752835	GIONINO'S PIZZERIA	\$106.00
11/16/2023	752836	JANICE HENSLEY	\$30.00
11/16/2023	752837	JOVIE GAY	\$100.00
11/16/2023	752838	KELSEY IMARS	\$25.00
11/16/2023	752839	LEARN21: A FLEXIBLE LEARNING	\$23,200.00
11/16/2023	752840	MCS FOOD SERVICE DEPT.	\$281.81
11/16/2023	752841	MEDINA CITY SCHOOLS	\$555.39
11/16/2023	752842	MONTVILLE POLICE DEPARTMENT	\$240.00
11/16/2023	752843	NANCY MYERS -PETTY CASHIER	\$450.53
11/16/2023	752844	NAOMI SUNDERMEIER	\$100.00
11/16/2023	752845	NASCO EDUCATION, LLC.	\$51.73
11/16/2023	752846	ALFRED NICKLES BAKERY INC	\$942.18
11/16/2023	752847	NOAH PARKER	\$50.00
11/16/2023	752848	OHIO EDISON COMPANY	\$5,763.84
11/16/2023	752849	PRINCETON DEBATE PANEL	\$995.00
11/16/2023	752850	REALLY GOOD STUFF LLC	\$72.92
11/16/2023	752851	RJ MARTIN NATIONAL CONTRACTING, INC	\$5,980.00
11/16/2023	752852	SC STRATEGIC SOLUTIONS LLC	\$17,293.24
11/16/2023	752853	SCHOLASTIC BOOK FAIRS	\$3,917.27
11/16/2023	752854	SOFIA BLANCO	\$25.00
11/16/2023	752855	SPIRE INSTITUTE AND ACADEMY	\$1,600.00

Medina City Schools

Check Register For

November 2023

12/17/23

12:28 PM

Check Date	Check Number	Vendor Name	Transaction Amount
11/16/2023	752856	VERIZON WIRELESS	\$84.13
11/16/2023	752857	VERONICA DELONG	\$100.00
11/16/2023	V752793	CINTAS CORPORATION (V-CARD)	\$667.12
11/16/2023	V752794	FOLLETT SCHOOL SOLUTIONS (V-CARD)	\$860.69
11/16/2023	V752795	POINT SPRING & DRIVESHAFT (V-CARD)	\$29.68
11/16/2023	V752796	ROBERT J. VERNAK (V-CARD)	\$275.00
11/16/2023	V752797	AGM ENERGY SERVICES, LLC	\$51,960.90
11/16/2023	V752798	AGPARTS WORLDWIDE INC	\$69.50
11/16/2023	V752799	AMAZON.COM	\$357.47
11/16/2023	V752800	ANTHONY BELSITO	\$550.00
11/16/2023	V752801	NEW DAIRY HOLDCO, LLC.	\$2,418.70
11/16/2023	V752802	BUZZ CITY BRANDING LLC	\$1,550.00
11/16/2023	V752803	CAROLINA BIOLOGICAL SUPPLY CO.	\$92.13
11/16/2023	V752804	CCT FINANCIAL	\$296.92
11/16/2023	V752805	CDWG	\$1,610.17
11/16/2023	V752806	CLEVELAND CLINIC CENTER	\$31,807.72
11/16/2023	V752807	COUNS. CNTR OF WAYNE & HOLMES CTY.	\$35,796.50
11/16/2023	V752808	DAWN PROKOP	\$1,456.00
11/16/2023	V752809	DEX IMAGING LLC	\$5,000.00
11/16/2023	V752810	FANNING/HOWEY ASSOCIATES INC.	\$1,700.00
11/16/2023	V752811	JESSICA WYATT	\$90.20
11/16/2023	V752812	LORI S KELLY	\$2,201.00
11/16/2023	V752813	WILLIAM V MACGILL & CO	\$302.10
11/16/2023	V752814	MICHAEL L WESNER	\$4,034.13
11/16/2023	V752815	KEVIN W MILLER	\$65.03
11/16/2023	V752816	ANGELA LYNN MORMAN	\$25.22
11/16/2023	V752817	NICHOLAS BRANDON MACLARREN	\$450.00
11/16/2023	V752818	NOWAK TOURS INC.	\$102,596.00
11/16/2023	V752819	OSPA-OHIO SCHOOL PSYCHOLOGISTS	\$275.00
11/16/2023	V752820	OTC BRANDS INC	\$354.79
11/16/2023	V752821	QUILL CORPORATION	\$236.08
11/16/2023	V752822	SCOTT SCRIVEN LLP	\$1,681.50
11/16/2023	V752823	THINK SOCIAL PUBLISHING, INC	\$44.55

Medina City Schools

Check Register For

November 2023

12/17/23

12:28 PM

Check Date	Check Number	Vendor Name	Transaction Amount
11/16/2023	V752824	SPORTSWORLD	\$1,767.50
11/16/2023	V752825	NICHOLE JANINE SZYDLO	\$1,070.00
11/16/2023	V752826	VSA INC	\$22,045.50
11/16/2023 - Total			\$337,028.00
11/17/2023	1009410	CENTRAL COLLECTION AGENCY	\$111.77
11/17/2023	1009411	CITY OF AKRON	\$194.77
11/17/2023	1009412	CITY OF BRUNSWICK	\$229.76
11/17/2023	1009413	F.C.P.E	\$131.00
11/17/2023	1009414	KIDS FIRST	\$12.00
11/17/2023	1009415	MEDINA MUNICIPAL COURT	\$272.00
11/17/2023	1009416	OAPSE	\$4,332.94
11/17/2023	1009417	KEITH L RUCINSKI, CHAPTER 13 TRSTEE	\$899.54
11/17/2023	1009418	OHIO EDUCATION ASSOCIATION	\$406.34
11/17/2023	1009419	PEOPLE QUALIFIED COMMITTEE	\$15.41
11/17/2023	1009420	R.I.T.A.	\$55,470.22
11/17/2023	V1009392	MEMO-FLEXSAVE	\$12,500.99
11/17/2023	V1009393	MEDINA CITY SCHOOLS FOUNDATION	\$69.00
11/17/2023	V1009394	MEDINA CITY TEACHERS ASSOC	\$39,754.65
11/17/2023	V1009395	MEMO - SERS - BOARD	\$69,582.21
11/17/2023	V1009396	MEMO - STRS - BOARD	\$253,205.47
11/17/2023	V1009397	MEMO -EFTPS - TAXES	\$264,020.44
11/17/2023	V1009398	MEMO -MEDINA CITY SCHOOLS	\$486,792.75
11/17/2023	V1009399	MEMO MET LIFE INSURANCE	\$54.45
11/17/2023	V1009400	MEMO --S E R S - EMPLOYEE	\$50,212.22
11/17/2023	V1009401	MEMO --S T R S - EMPLOYEE	\$264,868.74
11/17/2023	V1009402	OHIO BUSINESS GATEWAY	\$48,846.88
11/17/2023	V1009403	OHIO CHILD SUPPORT PAYMENT CENTRAL	\$1,474.49
11/17/2023	V1009404	OHIO DEFERRED COMPENSATION -MEMO	\$39,455.60
11/17/2023	V1009405	MEMO - OMNI	\$52,969.53
11/17/2023	V1009406	SCHOOL DISTRICT INCOME TAX	\$2,920.96
11/17/2023	V1009407	TRUSTMARK VOLUNTARY BENEFITS	\$1,711.38
11/17/2023	V1009408	UNITED WAY MEDINA & SUMMIT CO	\$135.24
11/17/2023	V1009409	WORKERS COMP MEMO	\$13,006.17

Medina City Schools

Check Register For

November 2023

12/17/23

12:28 PM

Check Date	Check Number	Vendor Name	Transaction Amount
11/17/2023 - Total			\$1,663,656.92
11/21/2023	752893	ADVANCE AUTO PARTS	\$157.68
11/21/2023	752894	AKRON CHILDRENS HOSPITAL	\$50,135.77
11/21/2023	752895	APPLE INC.	\$20,312.00
11/21/2023	752896	APPLIED INDUSTRIAL TECHNOLOGIES	\$658.81
11/21/2023	752897	ARMSTRONG UTILITIES INC.	\$157.94
11/21/2023	752898	BELLEFAIRE JEWISH CHILDREN'S	\$4,336.20
11/21/2023	752899	BUZZARD TOOLS LLC	\$903.91
11/21/2023	752900	CITY OF MEDINA (WATER DEPT.)	\$14,374.75
11/21/2023	752901	CLAIRE MICHELLE BRILL	\$2,060.00
11/21/2023	752902	COLUMBIA GAS OF OHIO INC	\$4,343.43
11/21/2023	752903	CONTINENTAL PRESS, INC	\$119.28
11/21/2023	752904	CRANDALL COMPANY INC	\$419.85
11/21/2023	752905	MEDINA AREA CHAMBER OF COMMERCE	\$50.00
11/21/2023	752906	GREGORY C RISTOW	\$325.00
11/21/2023	752907	HARRISON FORD INC	\$422.50
11/21/2023	752908	HOME DEPOT CREDIT SERVICES	\$1,424.66
11/21/2023	752909	JANICE HENSLEY	\$910.00
11/21/2023	752910	JW PEPPER & SON, INC.	\$268.99
11/21/2023	752911	KENSTON HIGH SCHOOL	\$100.00
11/21/2023	752912	KIEFER EQUIPMENT CO	\$51.98
11/21/2023	752913	LEARNWELL	\$389.04
11/21/2023	752914	LEPPO INC.	\$165.00
11/21/2023	752915	MAGICAL THEATRE COMPANY	\$300.00
11/21/2023	752916	MCKINLEY MUSEUM OF HISTORY	\$670.00
11/21/2023	752917	MEDINA CITY SCHOOLS	\$829.62
11/21/2023	752918	MEDINA CITY SCHOOLS - BUSINESS DEPT	\$591.50
11/21/2023	752919	MEDINA FARMERS EXCHANGE CO INC	\$41.86
11/21/2023	752920	MENTOR SCIENCE OLYMPIAD	\$90.00
11/21/2023	752921	MONTVILLE POLICE DEPARTMENT	\$416.00
11/21/2023	752922	NATIONAL TIME & SIGNAL CORPORATION	\$753.46
11/21/2023	752923	NORTH GATEWAY TIRE CO INC	\$229.30
11/21/2023	752924	OHIO EDISON COMPANY	\$10,038.95

Medina City Schools

Check Register For

November 2023

12/17/23

12:28 PM

Check Date	Check Number	Vendor Name	Transaction Amount
11/21/2023	752925	OHIO STATE BAR ASSOCIATION	\$259.00
11/21/2023	752926	OVERDRIVE INC	\$56.81
11/21/2023	752927	RAMSEYER FARMS LTD.	\$770.00
11/21/2023	752928	RAS FLOOR MACHINE SERVICES LLC	\$2,900.70
11/21/2023	752929	ROWLEYS WHOLESALE	\$931.18
11/21/2023	752930	SCHOLASTIC BOOK FAIRS	\$6,750.46
11/21/2023	752931	SHERWIN WILLIAMS COMPANY	\$27.57
11/21/2023	752932	STANDARD WELDING & STEEL PRODUCTS	\$115.18
11/21/2023	752933	SUEVER ELECTRIC, LLC.	\$22,130.00
11/21/2023	752934	SWEETWATER SOUND, LLC	\$534.74
11/21/2023	752935	TEACHER SYNERGY, LLC	\$30.49
11/21/2023	752936	THE UPS STORE	\$14.87
11/21/2023	752937	VALERIE PURTILO	\$488.75
11/21/2023	752938	WELLINGTON IMPLEMENT CO. INC.	\$41.17
11/21/2023	V752858	CINTAS CORPORATION (V-CARD)	\$204.43
11/21/2023	V752859	POINT SPRING & DRIVESHAFT (V-CARD)	\$5,087.32
11/21/2023	V752860	W.B. MASON CO. INC. (V-CARD)	\$56.93
11/21/2023	V752861	ACA TRACK LLC.	\$1,350.00
11/21/2023	V752862	ACHIEVEMENT ADVANTAGE	\$3,000.00
11/21/2023	V752863	AIRGAS USA LLC	\$39.12
11/21/2023	V752864	AKRON BEARING COMPANY INC.	\$103.36
11/21/2023	V752865	AMAZON.COM	\$2,329.14
11/21/2023	V752866	CARDINAL BUS SALES & SERV INC	\$2,324.42
11/21/2023	V752867	CCT FINANCIAL	\$1,599.67
11/21/2023	V752868	DAVID M CHAMBERS	\$15.30
11/21/2023	V752869	ESC OF MEDINA COUNTY	\$18,192.55
11/21/2023	V752870	GOODWILL INDUSTRIES AKRON INC	\$2,772.00
11/21/2023	V752871	HEALTHCARE BILLING SERVICES	\$801.44
11/21/2023	V752872	KINGS III EMERGENCY COMMUNICATIONS	\$274.19
11/21/2023	V752873	LORI S KELLY	\$2,759.00
11/21/2023	V752874	LUKE BRILL	\$1,092.00
11/21/2023	V752875	N2Y, LLC.	\$39,878.59
11/21/2023	V752876	NCS PEARSON, INC.	\$52.70

Medina City Schools

Check Register For

November 2023

12/17/23

12:28 PM

Check Date	Check Number	Vendor Name	Transaction Amount
11/21/2023	V752877	NEW STORY SCHOOLS OF OHIO	\$1,992.14
11/21/2023	V752878	ORLO AUTO PARTS INC	\$104.46
11/21/2023	V752879	PETERS KALAIL & MARKAKIS CO	\$4,380.00
11/21/2023	V752880	PRO-ED INC.	\$112.20
11/21/2023	V752881	QUADIENT, INC	\$200.45
11/21/2023	V752882	REINHARDT SUPPLY COMPANY	\$7,211.44
11/21/2023	V752883	ROJEN COMPANY	\$178.67
11/21/2023	V752884	SHELLEY A. MACK	\$750.00
11/21/2023	V752885	DANIEL JOSEPH SMITH	\$23.84
11/21/2023	V752886	STANTON'S SHEET MUSIC INC	\$221.83
11/21/2023	V752887	HAYDEN CHANDLER TALLEY	\$17.03
11/21/2023	V752888	TARA LOCHER	\$500.00
11/21/2023	V752889	TECHNOLOGY ENGINEERING GROUP, LLC	\$8,066.00
11/21/2023	V752890	TRANSPORTATION ACCESSORIES CO, INC.	\$298.72
11/21/2023	V752891	VINSON GROUP LLC	\$3,863.37
11/21/2023	V752892	XEROX FINANCIAL SERVICES LLC	\$11,517.00
11/21/2023	V752953	MEMO - MEDICAL MUTUAL	\$150,728.35
11/21/2023 - Total			\$423,196.06
11/27/2023	V752957	MEMO - MEDICAL MUTUAL	\$230,664.80
11/27/2023	V752961	SYSCO CLEVELAND INC	\$66,987.46
11/27/2023 - Total			\$297,652.26
11/28/2023	V752956	TREASURER STATE OF OHIO	\$97,714.01
11/28/2023	V753130	OHIO DEPT OF JOB & FAMILY SERVICES	\$12.74
11/28/2023	V753131	MEMO - BANK OF NEW YORK	\$1,370,657.68
11/28/2023 - Total			\$1,468,384.43
11/30/2023	753018	ADLER TEAM SPORTS	\$2,162.45
11/30/2023	753019	ADVANCE AUTO PARTS	\$141.74
11/30/2023	753020	AKRON BASEBALL, LLC	\$1,536.00
11/30/2023	753021	AKRON CHILDRENS HOSPITAL	\$56,422.89
11/30/2023	753022	ALAIR SOKOLOWSKI	\$30.00
11/30/2023	753023	ALLIANCE FOR HIGH QUALITY EDUC	\$550.00
11/30/2023	753024	ALYSSA SCHREIBER	\$30.00
11/30/2023	753025	AMI AMBURY	\$55.00

Medina City Schools

Check Register For

November 2023

12/17/23

12:28 PM

Check Date	Check Number	Vendor Name	Transaction Amount
11/30/2023	753026	ANA VALE	\$30.00
11/30/2023	753027	ANN MARIE STUART	\$30.00
11/30/2023	753028	ANNABELLE COWEN	\$30.00
11/30/2023	753029	APPLIED INDUSTRIAL TECHNOLOGIES	\$29.79
11/30/2023	753030	ARMSTRONG UTILITIES INC.	\$59.95
11/30/2023	753031	BARBARA BUSH	\$60.00
11/30/2023	753032	BHUPINDER SINGH	\$30.00
11/30/2023	753033	BRANDY COUGHENOUR	\$30.00
11/30/2023	753034	BRUNSWICK ATHLETIC DEPT	\$84.09
11/30/2023	753035	PEPSI CO BEVERAGE SALES LLC	\$1,026.26
11/30/2023	753036	CARLY GREY	\$82.08
11/30/2023	753037	CHERYL COCKLIN	\$90.00
11/30/2023	753038	CHRISTINA L. BRESNAHAN	\$15.00
11/30/2023	753039	CHRISTINE ANDERSON	\$20.00
11/30/2023	753040	CHRISTINE KUNGLI	\$30.00
11/30/2023	753041	CITY OF MEDINA (WATER DEPT.)	\$73.20
11/30/2023	753042	CITY OF MEDINA (CIVIL SERVICE)	\$45,601.99
11/30/2023	753043	CLAUDIA EVANS	\$55.00
11/30/2023	753044	COCA COLA BOTTLING CO CSLDT	\$414.28
11/30/2023	753045	COLUMBIA GAS OF OHIO INC	\$54.58
11/30/2023	753046	DANIELLE S. MCCARTNEY	\$30.00
11/30/2023	753047	DAWN BOUSLAY	\$30.00
11/30/2023	753048	DEBORAH MASON	\$30.00
11/30/2023	753049	DEVON DIELO	\$30.00
11/30/2023	753050	DIANA & KENNETH TRSEK	\$30.00
11/30/2023	753051	DIANE BEGOVICH	\$30.00
11/30/2023	753052	DUSTIN & ANNIE BRYANT	\$60.00
11/30/2023	753053	EDISON LOCAL SCHOOL DISTRICT	\$285.00
11/30/2023	753054	ELLEN NOLAN	\$30.00
11/30/2023	753055	ERIC NUSKE	\$30.00
11/30/2023	753056	ERIN VEVE	\$30.00
11/30/2023	753057	FATMA GHARBI MATHLOUTHI	\$30.00
11/30/2023	753058	FRONTIER NORTH INC	\$2,624.92

Medina City Schools

Check Register For

November 2023

12/17/23

12:28 PM

Check Date	Check Number	Vendor Name	Transaction Amount
11/30/2023	753059	GLENOAK HIGH SCHOOL	\$26.00
11/30/2023	753060	GORDON FOOD SERVICE	\$470.50
11/30/2023	753061	GREAT LAKES BIOMEDICAL LLC	\$800.00
11/30/2023	753062	HEATHER BOWMAN	\$30.00
11/30/2023	753063	HEATHER CASTILLO	\$30.00
11/30/2023	753064	HEIDI NOSSE	\$32.00
11/30/2023	753065	HOLLY KRIEGER	\$60.00
11/30/2023	753066	IONELA VIORICA CONSTANTINESCU	\$30.00
11/30/2023	753067	JANELLE SHOOK	\$30.00
11/30/2023	753068	JEANNIE DAVIS	\$44.00
11/30/2023	753069	JEFFERS HANDBELL SUPPLY INC	\$69.40
11/30/2023	753070	JENNIFER LYNN SIDMAN	\$30.00
11/30/2023	753071	JENNIFER MULLEN	\$30.00
11/30/2023	753072	JULIE WOODS	\$30.00
11/30/2023	753073	KAREN FAIRE	\$30.00
11/30/2023	753074	KELLI KASMARCAK	\$30.00
11/30/2023	753075	KIM MILLER	\$60.00
11/30/2023	753076	KRISTIN MUSACCHIO	\$15.00
11/30/2023	753077	LAURA SEARCH	\$30.00
11/30/2023	753078	LISA DIETSCH	\$30.00
11/30/2023	753079	LISA BOYD	\$30.00
11/30/2023	753080	LISA HATALA	\$20.00
11/30/2023	753081	LISA MCCURDY	\$30.00
11/30/2023	753082	MARIA MASCH	\$30.00
11/30/2023	753083	MARIO RICCI	\$58.50
11/30/2023	753084	MARK LENCZEWSKI	\$30.00
11/30/2023	753085	MARY CURTIS	\$30.00
11/30/2023	753086	MARY JO ALBERINO	\$30.00
11/30/2023	753087	MARY MCALLISTER	\$15.00
11/30/2023	753088	MEDINA CITY SCHOOLS	\$3,135.00
11/30/2023	753089	MEDINA COUNTY SANITARY	\$13,936.12
11/30/2023	753090	MEDINA GLASS COMPANY	\$122.66
11/30/2023	753091	MELISSA MEAGHER	\$30.00

Medina City Schools

Check Register For

November 2023

12/17/23

12:28 PM

Check Date	Check Number	Vendor Name	Transaction Amount
11/30/2023	753092	MICHAEL RUBINO	\$30.00
11/30/2023	753093	MINDY BOOTHE	\$60.00
11/30/2023	753094	MONTVILLE POLICE DEPARTMENT	\$48.00
11/30/2023	753095	MUSKINGUM UNIVERSITY	\$120.00
11/30/2023	753096	NATASHA BRANAM	\$30.00
11/30/2023	753097	NEVCO SPORTS LLC	\$270.11
11/30/2023	753098	NICHOLAS BURNS	\$82.08
11/30/2023	753099	ALFRED NICKLES BAKERY INC	\$572.49
11/30/2023	753100	NICOLE KOUBEK	\$30.00
11/30/2023	753101	NUHOP CNTR FOR EXPERIENTIAL LEARN.	\$3,960.00
11/30/2023	753102	OASBO - FIVE COUNTY	\$140.00
11/30/2023	753103	OHIO EDISON COMPANY	\$19,028.38
11/30/2023	753104	OHIO EDUCATIONAL OUTREACH F.	\$200.00
11/30/2023	753105	OHIO PAVING & CONSTRUCTION	\$47,863.86
11/30/2023	753106	PATTI CHRISMAN	\$30.00
11/30/2023	753107	RENEE MCKINLEY	\$30.00
11/30/2023	753108	RENI BITTING	\$30.00
11/30/2023	753109	RICHARD SCOTT EDWARDS	\$30.00
11/30/2023	753110	SAMUEL ZIEMER	\$15.00
11/30/2023	753111	SCRUBBER CITY INC	\$190.67
11/30/2023	753112	SHANA ROCHELLE GANT	\$30.00
11/30/2023	753113	SHANNON MARIE WALLACE	\$30.00
11/30/2023	753114	SHANTE BLACKMAN	\$44.00
11/30/2023	753115	SHERI LAWRENCE	\$30.00
11/30/2023	753116	STAPLES INC	\$64.91
11/30/2023	753117	STERLING FARM EQUIPMENT	\$511.43
11/30/2023	753118	SUBURBAN SCHOOL TRANSPORTATION	\$119,464.21
11/30/2023	753119	SYDNEY SPITZER	\$30.00
11/30/2023	753120	TERESSA ANDROSAC	\$30.00
11/30/2023	753121	THOMAS SOWERS	\$30.00
11/30/2023	753122	TIFFANY STROPKO	\$30.00
11/30/2023	753123	TRACY ECKERT	\$30.00
11/30/2023	753124	TRACY TRESLLEY	\$30.00

Medina City Schools

Check Register For

November 2023

12/17/23

12:28 PM

Check Date	Check Number	Vendor Name	Transaction Amount
11/30/2023	753125	UCP OF GREATER CLEVELAND	\$9,450.00
11/30/2023	753126	WINDY DILLON	\$30.00
11/30/2023	753127	WOLFF BROS. SUPPLY INC.	\$956.87
11/30/2023	V752954	MEMO - BANK OF NEW YORK	\$84,400.00
11/30/2023	V752955	MEMO - BANK OF NEW YORK	\$3,759,368.25
11/30/2023	V752962	AIR RITE SERVICES, INC (V-CARD)	\$403.60
11/30/2023	V752963	CINTAS CORPORATION (V-CARD)	\$98.95
11/30/2023	V752964	ROBERT J. VERNAK (V-CARD)	\$324.00
11/30/2023	V752965	W.B. MASON CO. INC. (V-CARD)	\$61.92
11/30/2023	V752966	ABC THERAPY, LTD	\$25,471.75
11/30/2023	V752967	ALAN T ROLAND	\$312.50
11/30/2023	V752968	ALBERT HERMAN DRAPERIES INC	\$1,803.06
11/30/2023	V752969	AMAZON.COM	\$1,250.06
11/30/2023	V752970	ANTHONY BELSITO	\$1,100.00
11/30/2023	V752971	AVALON FOODSERVICE INC	\$16,304.04
11/30/2023	V752972	BLICK ART MATERIALS LLC	\$395.58
11/30/2023	V752973	NEW DAIRY HOLDCO, LLC.	\$2,783.89
11/30/2023	V752974	BSN SPORTS LLC	\$2,856.70
11/30/2023	V752975	BULK BOOKSTORE	\$4,788.06
11/30/2023	V752976	CARDINAL BUS SALES & SERV INC	\$2,530.81
11/30/2023	V752977	CHRISTOPHER BRINK	\$200.00
11/30/2023	V752978	BRIAN T CONDIT	\$71.94
11/30/2023	V752979	CROSS THREAD SOLUTIONS LLC	\$151.99
11/30/2023	V752980	DAVID BLOOM	\$100.00
11/30/2023	V752981	MARGARET CATHERINE DERRIG	\$93.40
11/30/2023	V752982	EDWARD P. MEYERS	\$100.00
11/30/2023	V752983	ESC OF MEDINA COUNTY	\$1,493.50
11/30/2023	V752984	FRAZIER BEHAVIORAL HEALTH	\$3,439.55
11/30/2023	V752985	GOPHER SPORT	\$1,247.01
11/30/2023	V752986	GRAINGER SUPPLY CO	\$164.48
11/30/2023	V752987	HERSHEY CREAMERY CO	\$2,152.40
11/30/2023	V752988	JAMES W. TIGHE	\$200.00
11/30/2023	V752989	JOSEPH ASSION	\$100.00

Medina City Schools

Check Register For

November 2023

12/17/23

12:28 PM

Check Date	Check Number	Vendor Name	Transaction Amount
11/30/2023	V752990	LLA THERAPY, LLC.	\$45,479.25
11/30/2023	V752991	JENNIFER A LLOYD	\$90.00
11/30/2023	V752992	THERESA R MARZLOFF	\$30.00
11/30/2023	V752993	MCMASTER-CARR SUPPLY COMPANY	\$160.87
11/30/2023	V752994	MICHAEL L WESNER	\$2,288.90
11/30/2023	V752995	NICHOLAS BRANDON MACLARREN	\$837.50
11/30/2023	V752996	ORLO AUTO PARTS INC	\$84.74
11/30/2023	V752997	OTC BRANDS INC	\$60.96
11/30/2023	V752998	P & A ADMINISTRATIVE SERVICES	\$168.00
11/30/2023	V752999	PSI AFFILIATES INC.	\$15,034.31
11/30/2023	V753000	QUADIENT FINANCE USA, INC	\$4,000.00
11/30/2023	V753001	KRISTINE M QUALLICH	\$178.03
11/30/2023	V753002	QUENCH USA, INC.	\$59.95
11/30/2023	V753003	QUILL CORPORATION	\$255.76
11/30/2023	V753004	REDTREE INVESTMENT GROUP	\$1,487.52
11/30/2023	V753005	REINHARDT SUPPLY COMPANY	\$212.94
11/30/2023	V753006	SARGENT-WELCH LLC	\$138.63
11/30/2023	V753007	JASON S SCHELLENBERGER	\$30.00
11/30/2023	V753008	SCHOOL SPECIALTY, LLC.	\$409.45
11/30/2023	V753009	STRAY DOG STRENGTH	\$1,044.00
11/30/2023	V753010	JUDIT CSILLA TAKACS	\$30.00
11/30/2023	V753011	TALBERT'S COMMERCIAL PRODUCTS	\$231.63
11/30/2023	V753012	TECHNOLOGY ENGINEERING GROUP, LLC	\$7,451.40
11/30/2023	V753013	TRANSPORTATION ACCESSORIES CO, INC.	\$156.55
11/30/2023	V753014	USA CUSTOM APPAREL LLC	\$661.61
11/30/2023	V753015	SUSAN D VIZER	\$50.99
11/30/2023	V753016	WARD'S SCIENCE	\$232.63
11/30/2023	V753017	WEST MUSIC COMPANY INC	\$72.91
11/30/2023	V753128	MEMO - P & A ADMINISTRATIVE	\$14,691.74
11/30/2023	V753129	MEMO MET LIFE INSURANCE	\$38,266.68
11/30/2023	V753132	MEMO - BUREAU WORK COMP	\$23,135.60
11/30/2023 - Total			\$4,405,800.40
Overall - Total			\$11,107,600.08

Fiscal Year	Fund - Expledger	Function First Two Digits	Fiscal Year Budgeted Amount	% Expensed	Fiscal Year Expense Amount	Fiscal Year Encumbrance Amount	Balance
24	0010000	1100	\$455,085.85	0.03755487	\$17,090.69	\$0.00	\$437,995.16
24	0010000	1100	\$17,894,129.74	0.40393192	\$7,228,010.15	\$98,411.50	\$10,567,708.09
24	0010000	1100	\$10,903,122.20	0.44683902	\$4,871,940.43	\$141,862.77	\$5,889,319.00
24	0010000	1100	\$11,667,632.39	0.47764797	\$5,573,020.89	\$81,944.94	\$6,012,666.56
24	0010000	1100	\$50,358.76	0.21180327	\$10,666.15	\$29,341.05	\$10,351.56
24	0010000	1100	\$163,443.13	0.51718595	\$84,530.49	\$76,871.03	\$2,041.61
24	0010000	1100	\$50,421.24	0.27415292	\$13,823.13	\$9,466.58	\$27,131.53
24	0010000	1200	\$591,399.59	0.47798368	\$282,679.35	\$5,066.32	\$303,653.92
24	0010000	1200	\$60,000.00	0.21365	\$12,819.00	\$28,553.53	\$18,627.47
24	0010000	1200	\$905,715.10	0.37283775	\$337,684.78	\$0.00	\$568,030.32
24	0010000	1200	\$496,861.63	0.50533886	\$251,083.49	\$0.00	\$245,778.14
24	0010000	1200	\$0.00		\$0.00	\$0.00	\$0.00
24	0010000	1200	\$2,535,842.06	0.48490725	\$1,229,648.20	\$0.00	\$1,306,193.86
24	0010000	1200	\$153,874.00	0	\$0.00	\$0.00	\$153,874.00
24	0010000	1200	\$814,419.47	0.26498099	\$215,805.68	\$0.00	\$598,613.79
24	0010000	1200	\$660,590.63	0.42468147	\$280,540.60	\$0.00	\$380,050.03
24	0010000	1200	\$1,000.00	0	\$0.00	\$0.00	\$1,000.00
24	0010000	1200	\$582,361.83	0.48215074	\$280,786.19	\$0.00	\$301,575.64
24	0010000	1200	\$82,496.91	0	\$0.00	\$0.00	\$82,496.91
24	0010000	1200	\$1,944,251.09	0.46563307	\$905,307.61	\$0.00	\$1,038,943.48
24	0010000	1200	\$18,750.00	0	\$0.00	\$0.00	\$18,750.00
24	0010000	1200	\$233,525.19	0.62978705	\$147,071.14	\$3,736.77	\$82,717.28
24	0010000	1200	\$464,255.30	0.4232966	\$196,517.69	\$0.00	\$267,737.61
24	0010000	1200	\$542,339.02	0.46071798	\$249,865.34	\$150.12	\$292,323.56
24	0010000	1200	\$3,705,085.20	0.45362597	\$1,680,722.86	\$701,593.97	\$1,322,768.37
24	0010000	1300	\$252,795.23	0.51955252	\$131,340.40	\$31,800.00	\$89,654.83
24	0010000	1300	\$16,918.00	0	\$0.00	\$0.00	\$16,918.00
24	0010000	1900	\$46,602.05	0	\$0.00	\$0.00	\$46,602.05
24	0010000	1900	\$88,658.95	0	\$0.00	\$16,400.00	\$72,258.95
24	0010000	1900	\$3,021,849.14	0.09241512	\$279,264.56	\$104,492.20	\$2,638,092.38
24	0010000	2100	\$574,176.51	0.53376696	\$306,476.45	\$10,008.26	\$257,691.80
24	0010000	2100	\$1,655,419.07	0.45027636	\$745,396.08	\$0.00	\$910,022.99
24	0010000	2100	\$535,318.48	0.58346232	\$312,338.16	\$7,635.07	\$215,345.25
24	0010000	2100	\$397,273.31	0.45853722	\$182,164.60	\$120,335.40	\$94,773.31
24	0010000	2100	\$662,983.13	0.73629591	\$488,151.77	\$0.00	\$174,831.36
24	0010000	2100	\$7,500.00	0.3432	\$2,574.00	\$3,326.00	\$1,600.00
24	0010000	2100	\$1,021,735.36	0.51755518	\$528,804.43	\$40,765.75	\$452,165.18
24	0010000	2100	\$655,928.77	0.40316256	\$264,445.92	\$274,031.11	\$117,451.74
24	0010000	2100	\$311,033.00	0.49475043	\$153,883.71	\$146,624.08	\$10,525.21
24	0010000	2100	\$51,732.58	0.28807765	\$14,903.00	\$0.00	\$36,829.58
24	0010000	2100	\$27,609.51	0	\$0.00	\$0.00	\$27,609.51
24	0010000	2200	\$4,602.33	0	\$0.00	\$0.00	\$4,602.33
24	0010000	2200	\$624,797.52	0.44984898	\$281,064.53	\$16,549.84	\$327,183.15
24	0010000	2200	\$45,508.55	0.26915404	\$12,248.81	\$19,372.37	\$13,887.37
24	0010000	2200	\$5,573.81	-0.05263007	(\$293.35)	\$0.00	\$5,867.16
24	0010000	2200	\$691,542.27	0.48707795	\$336,834.99	\$18,036.71	\$336,670.57
24	0010000	2300	\$231,871.82	0.79725561	\$184,861.11	\$13,450.00	\$33,560.71
24	0010000	2400	\$447,220.13	0.40694613	\$181,994.50	\$2,950.86	\$262,274.77
24	0010000	2400	\$623,330.54	0.36938683	\$230,250.09	\$0.00	\$393,080.45
24	0010000	2400	\$39,921.16	1.0085992	\$40,264.45	\$0.00	(\$343.29)
24	0010000	2400	\$2,305.31	0	\$0.00	\$0.00	\$2,305.31
24	0010000	2400	\$823,506.16	0.4244074	\$349,502.11	\$111,270.94	\$362,733.11
24	0010000	2400	\$4,562,498.15	0.48362607	\$2,206,543.04	\$48,705.45	\$2,307,249.66
24	0010000	2400	\$500.00	0	\$0.00	\$500.00	\$0.00
24	0010000	2400	\$3,000.00	0.07533333	\$226.00	\$866.00	\$1,908.00
24	0010000	2400	\$41,250.00	0.2929697	\$12,085.00	\$360.00	\$28,805.00
24	0010000	2500	\$1,329,866.73	0.54448587	\$724,093.65	\$28,338.11	\$577,434.97
24	0010000	2500	\$56,671.50	0.10294945	\$5,834.30	\$36,604.20	\$14,233.00
24	0010000	2600	\$565,928.40	0.39607215	\$224,148.48	\$22,588.66	\$319,191.26
24	0010000	2600	\$224,169.28	0	\$0.00	\$0.00	\$224,169.28
24	0010000	2600	\$19,817.70	-0.06475878	(\$1,283.37)	\$21,638.29	(\$537.22)
24	0010000	2700	\$4,094,267.21	0.56551795	\$2,315,381.59	\$796,350.61	\$982,535.01
24	0010000	2700	\$3,008,160.56	0.47813736	\$1,438,313.96	\$0.00	\$1,569,846.60
24	0010000	2700	\$3,477.35	0.37377601	\$1,299.75	\$259.95	\$1,917.65
24	0010000	2800	\$14.33	0	\$0.00	\$0.00	\$14.33
24	0010000	2800	\$0.00		\$0.00	\$0.00	\$0.00
24	0010000	2800	\$23,423.52	0	\$0.00	\$0.00	\$23,423.52
24	0010000	2800	\$20,196.80	0	\$0.00	\$0.00	\$20,196.80
24	0010000	2800	\$6,148.79	0	\$0.00	\$0.00	\$6,148.79
24	0010000	2900	\$265,707.77	0.47200148	\$125,414.46	\$869.53	\$139,423.78
24	0010000	2900	\$400.00	0.125	\$50.00	\$150.00	\$200.00
24	0010000	2900	\$364,745.84	0.31238895	\$113,942.57	\$1,930.50	\$248,872.77
24	0010000	2900	\$12,768.04	0.58778168	\$7,504.82	\$2,043.90	\$3,219.32
24	0010000	3200	\$40,857.24	0.01118578	\$457.02	\$0.00	\$40,400.22
24	0010000	3200	\$10,000.00	0.766	\$7,660.00	\$5,900.00	(\$3,560.00)
24	0010000	3200	\$154.02	0	\$0.00	\$0.00	\$154.02
24	0010000	3200	\$10,000.00	0.11375	\$1,137.50	\$862.50	\$8,000.00
24	0010000	4100	\$3,737.29	0	\$0.00	\$0.00	\$3,737.29
24	0010000	4100	\$4,667.00	0.54628884	\$2,549.53	\$0.00	\$2,117.47
24	0010000	4100	\$5,741.48	0.64941966	\$3,728.63	\$0.00	\$2,012.85
24	0010000	4100	\$23,594.44	0	\$0.00	\$0.00	\$23,594.44
24	0010000	4100	\$87,032.27	0.39312177	\$34,214.28	\$912.22	\$51,905.77
24	0010000	4100	\$14,621.02	0.80340496	\$11,746.60	\$0.00	\$2,874.42
24	0010000	4100	\$4,968.96	0.48120935	\$2,391.11	\$0.00	\$2,577.85
24	0010000	4100	\$18,816.06	0.39150013	\$7,366.49	\$0.00	\$11,449.57
24	0010000	4100	\$33,572.25	0.16666801	\$5,595.42	\$0.00	\$27,976.83
24	0010000	4500	\$61,493.50	0.15131079	\$9,304.63	\$0.00	\$52,188.87
24	0010000	4500	\$15,955.77	0	\$0.00	\$0.00	\$15,955.77
24	0010000	4500	\$26,748.56	0	\$0.00	\$0.00	\$26,748.56
24	0010000	4500	\$21,919.52	0.89621397	\$19,644.58	\$0.00	\$2,274.94
24	0010000	4500	\$113,908.11	1.02150505	\$116,357.71	\$0.00	(\$2,449.60)
24	0010000	4500	\$40,040.18	0	\$0.00	\$0.00	\$40,040.18
24	0010000	4500	\$45,281.97	0	\$0.00	\$0.00	\$45,281.97
24	0010000	4500	\$33,279.40	0.93684381	\$31,177.60	\$0.00	\$2,101.80
24	0010000	4500	\$17,383.13	0.53156768	\$9,240.31	\$0.00	\$8,142.82
24	0010000	4500	\$9,900.79	0	\$0.00	\$0.00	\$9,900.79
24	0010000	4500	\$101,920.52	0	\$0.00	\$0.00	\$101,920.52
24	0010000	4500	\$51,606.99	0	\$0.00	\$0.00	\$51,606.99
24	0010000	4500	\$4,006.57	0	\$0.00	\$0.00	\$4,006.57
24	0010000	4500	\$56,206.55	0	\$0.00	\$0.00	\$56,206.55

Fiscal Year	Fund - Expledger	Function First Two Digits	Fiscal Year Budgeted Amount	% Expensed	Fiscal Year Expense Amount	Fiscal Year Encumbrance Amount	Balance
24	0010000	4500	\$45,250.27	0.91021844	\$41,187.63	\$0.00	\$4,062.64
24	0010000	4500	\$31,650.75	0	\$0.00	\$0.00	\$31,650.75
24	0010000	4500	\$42,217.62	0.8915936	\$37,640.96	\$0.00	\$4,576.66
24	0010000	4500	\$22,607.69	0	\$0.00	\$0.00	\$22,607.69
24	0010000	4500	\$10,794.83	0	\$0.00	\$0.00	\$10,794.83
24	0010000	4500	\$29,014.44	0.93178086	\$27,035.10	\$0.00	\$1,979.34
24	0010000	4500	\$19,259.35	1.08731811	\$20,941.04	\$0.00	(\$1,681.69)
24	0010000	4500	\$15,537.75	0	\$0.00	\$0.00	\$15,537.75
24	0010000	4500	\$26,478.82	0.71130322	\$18,834.47	\$0.00	\$7,644.35
24	0010000	4500	\$16,400.44	0	\$0.00	\$0.00	\$16,400.44
24	0010000	4500	\$401,592.00	0.4576068	\$183,771.23	\$19.49	\$217,801.28
24	0010000	4500	\$41,903.79	0.40675987	\$17,044.78	\$0.00	\$24,859.01
24	0010000	4500	\$21,184.63	0.7920195	\$16,778.64	\$0.00	\$4,405.99
24	0010000	4600	\$13,042.37	0.47052185	\$6,136.72	\$0.00	\$6,905.65
24	0010000	4600	\$5,189.94	0	\$0.00	\$0.00	\$5,189.94
24	0010000	4600	\$11,810.00	0	\$0.00	\$0.00	\$11,810.00
24	0010000	4600	\$33,436.92	0.02586632	\$864.89	\$0.00	\$32,572.03
24	0010000	4600	\$10,938.73	0.2140669	\$2,341.62	\$0.00	\$8,597.11
24	0010000	4600	\$3,394.07	0	\$0.00	\$0.00	\$3,394.07
24	0010000	4600	\$8,290.25	0.20653177	\$1,712.20	\$0.00	\$6,578.05
24	0010000	5600	\$258,804.00	0	\$0.00	\$257,940.00	\$864.00
24	0010000	7200	\$503,271.58	0.04043542	\$20,350.00	\$0.00	\$482,921.58
24	0010000	7400	\$300,000.00	0	\$0.00	\$0.00	\$300,000.00
24	0010000	7500	\$4,504.00	0	\$0.00	\$0.00	\$4,504.00
24	0029000	2500	\$70,000.00	0.351602	\$24,612.14	\$0.00	\$45,387.86
24	0029000	6100	\$4,171,786.50	0.92137223	\$3,843,768.25	\$657,386.50	(\$329,368.25)
24	0029012	2500	\$1,500.00	0	\$0.00	\$0.00	\$250.00
24	0029012	6100	\$1,727,137.50	0.79360079	\$1,370,657.68	\$356,509.82	(\$30.00)
24	0029014	6100	\$0.00		\$0.00	\$0.00	\$0.00
24	0030000	2700	\$0.00		\$0.00	\$0.00	\$0.00
24	0039000	2700	\$0.00		\$0.00	\$0.00	\$0.00
24	0039001	2700	\$946,758.45	0.84982961	\$804,583.36	\$136,371.29	\$5,803.80
24	0060000	3100	\$191,961.29	0.51904324	\$99,636.21	\$925.36	\$91,399.72
24	0060000	3100	\$1,406,100.92	0.46733406	\$657,118.85	\$28,784.23	\$720,197.84
24	0060000	7400	\$0.00		\$0.00	\$0.00	\$0.00
24	0069006	3100	\$1,659,388.29	0.24943256	\$413,905.47	\$591,033.10	\$654,449.72
24	0069022	3100	\$3,063.00	0	\$0.00	\$0.00	\$3,063.00
24	0069023	3100	\$3,135.00	0	\$0.00	\$0.00	\$3,135.00
24	0079004	3200	\$50,000.00	0	\$0.00	\$50,000.00	\$0.00
24	0079111	3200	\$500.00	0	\$0.00	\$0.00	\$500.00
24	0079333	3200	\$5,000.00	0	\$0.00	\$5,000.00	\$0.00
24	0089002	3200	\$500.00	0	\$0.00	\$500.00	\$0.00
24	0089003	3200	\$50,000.00	0	\$0.00	\$50,000.00	\$0.00
24	0089112	3200	\$1,000.00	0	\$0.00	\$1,000.00	\$0.00
24	0099000	1100	\$0.00		\$0.00	\$0.00	\$0.00
24	0099000	1100	\$0.00		\$0.00	\$0.00	\$0.00
24	0099110	1100	\$10,945.28	0.37023904	\$4,052.37	\$5,781.29	\$1,111.62
24	0099120	1100	\$14,625.84	0.11788861	\$1,724.22	\$6,162.04	\$6,739.58
24	0099130	1100	\$11,815.00	0.80599323	\$9,522.81	\$620.95	\$1,671.24
24	0099140	1100	\$14,764.92	0.38509995	\$5,685.97	\$5,051.87	\$4,027.08
24	0099160	1100	\$18,862.48	0.38013294	\$7,170.25	\$700.00	\$10,992.23
24	0099170	1100	\$20,638.00	0.39270569	\$8,104.66	\$3,540.47	\$8,992.87
24	0099180	1100	\$19,662.49	0.36683146	\$7,212.82	\$4,925.36	\$7,524.31
24	0099200	1100	\$22,712.00	0.69838235	\$15,861.66	\$1,386.29	\$5,464.05
24	0099210	1100	\$22,135.00	0.40360063	\$8,933.70	\$12,925.65	\$275.65
24	0099300	1100	\$98,245.05	0.42769381	\$42,018.80	\$30,695.67	\$25,530.58
24	0099300	2400	\$78,296.00	0	\$0.00	\$76,846.00	\$1,450.00
24	0099301	2400	\$10,500.00	0.00330952	\$34.75	\$10,465.25	\$0.00
24	0149016	1100	\$276,472.95	0.49757522	\$137,566.09	\$0.00	\$138,906.86
24	0149016	2100	\$0.00		\$0.00	\$0.00	\$0.00
24	0149016	2400	\$91,897.99	0.22033746	\$20,248.57	\$0.00	\$71,649.42
24	0149016	2400	\$0.00		\$0.00	\$0.00	\$0.00
24	0149016	7200	\$0.00		\$0.00	\$0.00	\$0.00
24	0149016	7400	\$0.00		\$0.00	\$0.00	\$0.00
24	0149116	1200	\$261,422.24	0.50124718	\$131,037.16	\$0.00	\$130,385.08
24	0149116	1200	\$223,837.30	0.50092858	\$112,126.50	\$0.00	\$111,710.80
24	0149116	1200	\$54,766.01	0.075088	\$4,112.27	\$9,433.65	\$41,220.09
24	0149116	2100	\$17,526.10	0.6500368	\$11,392.61	\$0.00	\$6,133.49
24	0149116	2100	\$125,000.00	0.04599768	\$5,749.71	\$17,242.34	\$102,007.95
24	0149116	2100	\$325,000.00	0.41433948	\$134,660.33	\$31,164.66	\$159,175.01
24	0149116	2200	\$4,000.00	0.05	\$200.00	\$800.00	\$3,000.00
24	0149116	2400	\$81,113.22	0.4806325	\$38,985.65	\$0.00	\$42,127.57
24	0149116	2400	\$163,958.13	0.4778584	\$78,348.77	\$1,829.84	\$83,779.52
24	0149116	2700	\$162.52	0.38155304	\$62.01	\$0.00	\$100.51
24	0149116	4100	\$6,000.00	0.01130667	\$67.84	\$1,432.16	\$4,500.00
24	0149116	7400	\$0.00		\$0.00	\$0.00	\$0.00
24	0160000	1100	\$4,002,703.31	0.40907405	\$1,637,402.05	\$0.00	\$2,365,301.26
24	0160000	1100	\$173,790.89	0.52109273	\$90,561.17	\$0.00	\$83,229.72
24	0160000	1100	\$494,479.18	0.54851213	\$271,227.83	\$0.00	\$223,251.35
24	0160000	1200	\$282,763.00	0	\$0.00	\$0.00	\$282,763.00
24	0160000	1200	\$299,212.57	0.70854774	\$212,006.39	\$0.00	\$87,206.18
24	0160000	1200	\$16,702.98	3.61761973	\$60,425.03	\$0.00	(\$43,722.05)
24	0160000	1200	\$187,627.91	0.4282276	\$80,347.45	\$0.00	\$107,280.46
24	0160000	1200	\$3,544.05	3.45568488	\$12,247.12	\$0.00	(\$8,703.07)
24	0160000	1200	\$6.00	0	\$0.00	\$0.00	\$6.00
24	0160000	1900	\$0.00		\$237.67	\$0.00	(\$237.67)
24	0160000	2100	\$9,888.15	2.15553162	\$21,314.22	\$0.00	(\$11,426.07)
24	0160000	2100	\$0.00		\$18,017.22	\$0.00	(\$18,017.22)
24	0160000	2400	\$0.00		\$3,222.88	\$0.00	(\$3,222.88)
24	0160000	2400	\$13,461.05	0.25661594	\$3,454.32	\$0.00	\$10,006.73
24	0160000	2400	\$60,500.00	0.42272066	\$25,574.60	\$8,108.83	\$26,816.57
24	0160000	2400	\$20,127.49	0	\$0.00	\$0.00	\$20,127.49
24	0160000	2400	\$923.44	0	\$0.00	\$0.00	\$923.44
24	0160000	2500	\$99,100.00	0.42635984	\$42,252.26	\$0.00	\$56,847.74
24	0160000	2700	\$6,500.00	0.31794308	\$2,066.63	\$1,429.55	\$3,003.82
24	0160000	2800	\$486,578.11	0.36862106	\$179,362.94	\$0.00	\$307,215.17
24	0160000	2800	\$1,200,331.65	0.3979171	\$477,632.49	\$31,950.51	\$690,748.65
24	0160000	2800	\$1,427,901.81	0.63220708	\$902,729.64	\$0.00	\$525,172.17
24	0160000	2800	\$1,206,929.89	0.43094317	\$520,118.19	\$298,107.61	\$388,704.09
24	0160000	2800	\$223,633.85	0.54873625	\$122,716.00	\$0.00	\$100,917.85

Fiscal Year	Fund - Expledger	Function First Two Digits	Fiscal Year Budgeted Amount	% Expensed	Fiscal Year Expense Amount	Fiscal Year Encumbrance Amount	Balance
24	0160000	4100	\$7,781.74	0	\$0.00	\$0.00	\$7,781.74
24	0160410	2100	\$128,940.63	0.50329846	\$64,895.62	\$0.00	\$64,045.01
24	0161000	1100	\$335,119.53	0.41129283	\$137,832.26	\$0.00	\$197,287.27
24	0161000	1100	\$3,935.00	0	\$0.00	\$0.00	\$3,935.00
24	0161000	1200	\$305,330.90	0.5129769	\$156,627.70	\$0.00	\$148,703.20
24	0161000	2100	\$16.00	0	\$0.00	\$0.00	\$16.00
24	0180000	2600	\$0.00		\$0.00	\$0.00	\$0.00
24	0189000	2400	\$0.00		\$0.00	\$0.00	\$0.00
24	0189110	1100	\$500.00	2.40868	\$1,204.34	\$0.00	(\$704.34)
24	0189110	2400	\$15,526.70	0.2304102	\$3,577.51	\$8,114.87	\$3,834.32
24	0189110	7200	\$0.00		\$0.00	\$0.00	\$0.00
24	0189111	1200	\$0.00		\$0.00	\$0.00	\$0.00
24	0189111	7200	\$0.00		\$0.00	\$0.00	\$0.00
24	0189113	2200	\$3,500.00	0.10999429	\$384.98	\$3,295.24	(\$180.22)
24	0189120	2400	\$98,969.00	0.4443644	\$43,978.30	\$7,066.87	\$47,923.83
24	0189120	7200	\$0.00		\$0.00	\$0.00	\$0.00
24	0189123	2200	\$5,000.00	0.783454	\$3,917.27	\$0.00	\$1,082.73
24	0189130	1100	\$6,300.00	0.09301587	\$586.00	\$1,161.76	\$4,552.24
24	0189130	2400	\$23,500.00	0.23916	\$5,620.26	\$4,405.16	\$13,474.58
24	0189130	7200	\$0.00		\$0.00	\$0.00	\$0.00
24	0189133	2200	\$150.00	0	\$0.00	\$0.00	\$150.00
24	0189135	4500	\$0.00		\$0.00	\$0.00	\$0.00
24	0189140	1100	\$9,333.40	0.180288	\$1,682.70	\$1,318.30	\$6,332.40
24	0189140	2400	\$13,727.20	0.09832959	\$1,349.79	\$2,336.01	\$10,041.40
24	0189143	2200	\$6,000.00	0	\$0.00	\$0.00	\$6,000.00
24	0189160	1100	\$600.00	0	\$0.00	\$0.00	\$600.00
24	0189160	2400	\$25,300.00	0.30024664	\$7,596.24	\$2,229.30	\$15,474.46
24	0189160	7200	\$0.00		\$0.00	\$0.00	\$0.00
24	0189161	2200	\$2,500.00	0.66	\$1,650.00	\$0.00	\$850.00
24	0189163	2200	\$8,000.00	0.00625	\$50.00	\$0.00	\$7,950.00
24	0189170	1100	\$22,923.23	0.01429292	\$327.64	\$4,672.36	\$17,923.23
24	0189170	2400	\$28,170.27	0.17685063	\$4,981.93	\$13,052.35	\$10,135.99
24	0189170	7200	\$0.00		\$0.00	\$0.00	\$0.00
24	0189171	2400	\$500.00	0.23298	\$116.49	\$183.51	\$200.00
24	0189171	7200	\$0.00		\$0.00	\$0.00	\$0.00
24	0189173	2200	\$0.00		\$0.00	\$0.00	\$0.00
24	0189180	1100	\$5,000.00	0	\$0.00	\$0.00	\$5,000.00
24	0189180	2400	\$78,507.71	0.16537089	\$12,982.89	\$20,016.84	\$45,507.98
24	0189180	7200	\$0.00		\$0.00	\$0.00	\$0.00
24	0189181	1200	\$0.00		\$0.00	\$0.00	\$0.00
24	0189183	2200	\$15,103.00	0	\$0.00	\$0.00	\$15,103.00
24	0189200	2400	\$50,322.29	0.19357446	\$9,741.11	\$8,808.12	\$31,773.06
24	0189200	7200	\$0.00		\$0.00	\$0.00	\$0.00
24	0189203	2200	\$3,600.00	0.97775556	\$3,519.92	\$0.00	\$80.08
24	0189210	1100	\$0.00		\$0.00	\$0.00	\$0.00
24	0189210	2400	\$33,881.19	0.16358457	\$5,542.44	\$8,909.56	\$19,429.19
24	0189210	7200	\$0.00		\$0.00	\$0.00	\$0.00
24	0189211	2200	\$8,500.00	0.38594588	\$3,280.54	\$0.00	\$5,219.46
24	0189300	2400	\$41,349.06	0.28848274	\$11,928.49	\$34,037.02	(\$4,616.45)
24	0189300	7200	\$0.00		\$0.00	\$0.00	\$0.00
24	0189301	2200	\$0.00		\$0.00	\$0.00	\$0.00
24	0189302	1100	\$29,000.00	0	\$0.00	\$29,000.00	\$0.00
24	0189303	0000	\$0.00		\$431.02	\$0.00	(\$431.02)
24	0189303	3200	\$98,932.67	0.03416647	\$3,380.18	\$84,107.32	\$11,445.17
24	0189303	3200	\$40,000.00	0.046375	\$1,855.00	\$17,145.00	\$21,000.00
24	0189303	3200	\$5,000.00	0	\$0.00	\$0.00	\$5,000.00
24	0189304	4300	\$25,750.00	0.25524816	\$6,572.64	\$19,177.36	\$0.00
24	0189305	1100	\$0.00		\$0.00	\$0.00	\$0.00
24	0189306	2400	\$12,695.26	0.05337819	\$677.65	\$6,822.35	\$5,195.26
24	0189307	1100	\$4,000.00	0.00484	\$19.36	\$3,980.00	\$0.64
24	0189308	2100	\$3,300.00	0.11004848	\$363.16	\$2,928.94	\$7.90
24	0189403	1200	\$0.00	0	\$0.00	\$0.00	\$300.00
24	0189900	2200	\$0.00		\$0.00	\$0.00	\$0.00
24	0189901	1100	\$0.00		\$0.00	\$0.00	\$0.00
24	0189901	1200	\$23.03	0	\$0.00	\$0.00	\$23.03
24	0189901	1900	\$0.00		\$0.00	\$0.00	\$0.00
24	0189901	2200	\$0.00		\$0.00	\$0.00	\$0.00
24	0189901	2200	\$0.00		\$0.00	\$0.00	\$0.00
24	0189901	7200	\$0.00		\$0.00	\$0.00	\$0.00
24	0189902	2200	\$0.00		\$0.00	\$0.00	\$0.00
24	0189902	2300	\$0.00		\$0.00	\$0.00	\$0.00
24	0189902	2400	\$0.00		\$0.00	\$0.00	\$0.00
24	0189903	2300	\$0.00		\$0.00	\$0.00	\$0.00
24	0189904	2400	\$0.00		\$0.00	\$0.00	\$0.00
24	0189905	2100	\$0.00		\$0.00	\$0.00	\$0.00
24	0189905	2100	\$0.00		\$0.00	\$0.00	\$0.00
24	0189906	2900	\$2,000.00	0.2625	\$525.00	\$0.00	\$1,475.00
24	0189906	7200	\$0.00		\$0.00	\$0.00	\$0.00
24	0189907	1900	\$7,739.00	0	\$0.00	\$0.00	\$7,739.00
24	0189908	2100	\$0.00		\$0.00	\$0.00	\$0.00
24	0189910	2700	\$0.00		\$0.00	\$0.00	\$0.00
24	0189914	2900	\$1,000.00	0	\$0.00	\$0.00	\$1,000.00
24	0189915	2900	\$6,100.00	0	\$0.00	\$1,100.00	\$5,000.00
24	0189916	2900	\$8,300.00	0.35552771	\$2,950.88	\$210.46	\$5,138.66
24	0189917	2900	\$14,000.00	0	\$0.00	\$0.00	\$14,000.00
24	0189918	2900	\$10,111.00	0	\$0.00	\$450.00	\$9,661.00
24	0189919	2900	\$789.00	0	\$0.00	\$0.00	\$789.00
24	0189920	2800	\$0.00		\$0.00	\$0.00	\$0.00
24	0189922	2100	\$0.00		\$0.00	\$0.00	\$0.00
24	0189930	2200	\$0.00		\$0.00	\$0.00	\$0.00
24	0199000	2100	\$0.00		\$0.00	\$0.00	\$0.00
24	0199009	2100	\$62.00	0	\$0.00	\$0.00	\$62.00
24	0199017	2100	\$12,595.00	0	\$0.00	\$0.00	\$12,595.00
24	0199121	2100	\$6,500.00	0.35769231	\$2,325.00	\$2,200.00	\$1,975.00
24	0199180	4100	\$0.00		\$0.00	\$0.00	\$0.00
24	0199181	1100	\$0.00		\$0.00	\$0.00	\$0.00
24	0199213	4100	\$0.00		\$0.00	\$0.00	\$0.00
24	0199301	4300	\$0.00		\$0.00	\$0.00	\$0.00
24	0199513	1100	\$0.00		\$0.00	\$0.00	\$0.00
24	0199715	1100	\$0.00		\$0.00	\$0.00	\$0.00

Fiscal Year	Fund - Expledger	Function First Two Digits	Fiscal Year Budgeted Amount	% Expensed	Fiscal Year Expense Amount	Fiscal Year Encumbrance Amount	Balance
24	0199920	2200	\$0.00		\$0.00	\$0.00	\$0.00
24	0209001	2800	\$12,314.37	0.07271667	\$895.46	\$4,104.54	\$7,314.37
24	0209001	7200	\$0.00		\$0.00	\$0.00	\$0.00
24	0229000	7900	\$10,000.00	0	\$0.00	\$5,000.00	\$5,000.00
24	0229300	4500	\$31,193.72	0.2535754	\$7,909.96	\$582.08	\$22,701.68
24	0229300	7200	\$766.28	1	\$766.28	\$0.00	\$0.00
24	0249001	2900	\$11,828,767.22	0.44307616	\$5,241,044.81	\$1,451,354.97	\$5,136,367.44
24	0249002	0000	\$626.00	0	\$0.00	\$0.00	\$626.00
24	0249002	2900	\$748,484.27	0.42763516	\$320,078.19	\$77,078.61	\$351,327.47
24	0249094	2900	\$215,261.28	0.29769037	\$64,081.21	\$195,251.78	(\$44,071.71)
24	0270000	2900	\$233,394.90	0.29636149	\$69,169.26	\$188,740.80	(\$24,515.16)
24	0719013	2700	\$3,146,492.69	0.33714112	\$1,060,812.06	\$667,797.40	\$1,417,883.23
24	0719013	2800	\$120,000.00	0.25030975	\$30,037.17	\$0.00	\$89,962.83
24	0719013	5100	\$0.00		\$0.00	\$0.00	\$0.00
24	0719013	7200	\$1,728,637.50	0	\$0.00	\$0.00	\$1,728,637.50
24	2009110	4600	\$571.66	0.02762131	\$15.79	\$571.66	(\$15.79)
24	2009121	4600	\$234.00	0	\$0.00	\$0.00	\$234.00
24	2009185	4600	\$1,450.00	0	\$0.00	\$0.00	\$1,450.00
24	2009201	4300	\$375.00	0	\$0.00	\$0.00	\$375.00
24	2009202	4600	\$5,780.79	0.14020056	\$810.47	\$322.32	\$4,648.00
24	2009205	4600	\$250.00	0	\$0.00	\$0.00	\$250.00
24	2009209	4100	\$7,098.00	0	\$0.00	\$1,100.00	\$5,998.00
24	2009251	4300	\$506.09	0	\$0.00	\$375.00	\$131.09
24	2009253	4300	\$3,164.17	0	\$0.00	\$2,000.00	\$1,164.17
24	2009254	4100	\$4,000.00	0.09625	\$385.00	\$3,615.00	\$0.00
24	2009256	4100	\$3,903.07	0	\$0.00	\$2,000.00	\$1,903.07
24	2009258	4600	\$1,621.26	0.00616187	\$9.99	\$490.01	\$1,121.26
24	2009301	4600	\$0.00		\$0.00	\$0.00	\$0.00
24	2009302	4100	\$1,745.54	0.22759719	\$397.28	\$917.72	\$430.54
24	2009303	4100	\$208.34	0	\$0.00	\$208.00	\$0.34
24	2009304	7200	\$0.00		\$0.00	\$0.00	\$0.00
24	2009305	4100	\$0.00		\$0.00	\$0.00	\$0.00
24	2009307	4100	\$51,149.81	0.14810299	\$7,575.44	\$43,574.37	\$0.00
24	2009309	4600	\$1,400.00	0	\$0.00	\$1,400.00	\$0.00
24	2009312	4100	\$20,000.00	0.2443555	\$4,887.11	\$15,112.89	\$0.00
24	2009314	4600	\$450.00	0	\$0.00	\$450.00	\$0.00
24	2009315	4600	\$350.00	0	\$0.00	\$350.00	\$0.00
24	2009318	4100	\$7,860.00	0	\$0.00	\$7,860.00	\$0.00
24	2009321	4600	\$23,737.80	0.0421269	\$1,000.00	\$20,000.00	\$2,737.80
24	2009323	4600	\$1,989.00	0.30832076	\$613.25	\$1,675.75	(\$300.00)
24	2009324	4600	\$20,000.00	0.004798	\$95.96	\$19,904.04	\$0.00
24	2009325	4100	\$22,600.00	0.42816504	\$9,676.53	\$12,900.00	\$23.47
24	2009326	4100	\$4,333.67	0.15206511	\$659.00	\$3,500.00	\$174.67
24	2009327	4100	\$5,328.67	0.03579317	\$190.73	\$2,809.27	\$2,328.67
24	2009330	4100	\$3,530.81	0.14727499	\$520.00	\$2,345.00	\$665.81
24	2009330	7200	\$0.00		\$0.00	\$0.00	\$0.00
24	2009331	4600	\$0.00		\$0.00	\$0.00	\$0.00
24	2009332	4100	\$7,500.00	0	\$0.00	\$7,500.00	\$0.00
24	2009333	4600	\$70,000.00	0.40505629	\$28,353.94	\$41,646.06	\$0.00
24	2009335	4100	\$6,000.00	0.009985	\$59.91	\$5,280.34	\$659.75
24	2009336	4100	\$1,500.00	0.06520667	\$97.81	\$1,402.19	\$0.00
24	2009337	4100	\$500.00	0	\$0.00	\$500.00	\$0.00
24	2009339	4100	\$28,500.00	0.55624667	\$15,853.03	\$12,638.01	\$8.96
24	2009340	4100	\$1,700.00	0.13378235	\$227.43	\$1,472.57	\$0.00
24	2009346	4100	\$130.00	0	\$0.00	\$130.00	\$0.00
24	2009350	4300	\$2,300.00	0.39365217	\$905.40	\$729.60	\$665.00
24	2009352	4100	\$7,600.00	0.00655789	\$49.84	\$7,550.00	\$0.16
24	2009353	4600	\$1,200.00	0	\$0.00	\$1,200.00	\$0.00
24	2009355	4600	\$1,220.00	0.05866393	\$71.57	\$1,148.43	\$0.00
24	2009380	4600	\$5,000.00	0.052394	\$261.97	\$4,738.03	\$0.00
24	2009420	4600	\$0.00		\$0.00	\$0.00	\$0.00
24	2009421	4600	\$3.00	0.16666667	\$0.50	\$2.50	\$0.00
24	2009422	4600	\$134.00	0.16619403	\$22.27	\$111.73	\$0.00
24	2009423	4600	\$2,270.00	0.16617621	\$377.22	\$1,892.78	\$0.00
24	2009424	4600	\$4,915.00	0.26520651	\$1,303.49	\$3,411.51	\$200.00
24	2009425	4600	\$60,000.00	0.006054	\$363.24	\$59,636.76	\$0.00
24	2009426	4600	\$1,900.00	0.05346842	\$101.59	\$1,798.41	\$0.00
24	2009427	4600	\$1,600.00	0	\$0.00	\$1,500.00	\$100.00
24	3000000	7200	\$0.00		\$0.00	\$0.00	\$0.00
24	3003000	4500	\$70,000.00	0.57142857	\$40,000.00	\$0.00	\$30,000.00
24	3003000	4500	\$30,000.00	0.32383333	\$9,715.00	\$20,035.00	\$250.00
24	3003000	4500	\$368,438.85	0.63076367	\$232,397.84	\$77,179.51	\$58,861.50
24	3003001	7200	\$212,126.80	1	\$212,126.80	\$0.00	\$0.00
24	3003003	7200	\$26,852.28	1	\$26,852.28	\$0.00	\$0.00
24	3003004	7200	\$14,076.98	1	\$14,076.98	\$0.00	\$0.00
24	3003007	7200	\$18,265.00	1	\$18,265.00	\$0.00	\$0.00
24	3003008	7200	\$119,549.46	1	\$119,549.46	\$0.00	\$0.00
24	3003010	7200	\$717.00	1	\$717.00	\$0.00	\$0.00
24	3003012	7200	\$9,865.29	1	\$9,865.29	\$0.00	\$0.00
24	3003013	7200	\$12,215.92	1	\$12,215.92	\$0.00	\$0.00
24	3003015	7200	\$4,450.00	1	\$4,450.00	\$0.00	\$0.00
24	3003016	7200	\$7,316.00	1	\$7,316.00	\$0.00	\$0.00
24	3003017	7200	\$12,433.94	1	\$12,433.94	\$0.00	\$0.00
24	3003018	7200	\$31,069.37	1	\$31,069.37	\$0.00	\$0.00
24	3003019	7200	\$9,435.86	1	\$9,435.86	\$0.00	\$0.00
24	3003020	7200	\$3,290.88	1	\$3,290.88	\$0.00	\$0.00
24	3003021	7200	\$4,319.96	1	\$4,319.96	\$0.00	\$0.00
24	3003022	7200	\$0.00		\$0.00	\$0.00	\$0.00
24	3009110	4100	\$10,000.00	0.018745	\$187.45	\$236.45	\$9,576.10
24	3009120	4100	\$7,009.00	0.53359966	\$3,740.00	\$1,000.00	\$2,269.00
24	3009130	4100	\$12,375.00	0.29333333	\$3,630.00	\$0.00	\$8,745.00
24	3009140	4100	\$10,139.00	0.39020811	\$3,956.32	\$1,134.00	\$5,048.68
24	3009160	4100	\$10,000.00	0.115874	\$1,158.74	\$0.00	\$8,841.26
24	3009170	4100	\$20,000.00	0.16825	\$3,365.00	\$0.00	\$16,635.00
24	3009180	4100	\$11,206.52	0.43117578	\$4,831.98	\$3,639.63	\$2,734.91
24	3009201	4100	\$19,000.00	0.07645211	\$1,452.59	\$16,080.98	\$1,466.43
24	3009202	4100	\$0.00		\$0.00	\$0.00	\$0.00
24	3009204	4100	\$0.00		\$0.00	\$0.00	\$0.00
24	3009208	0000	\$1,757.00	0	\$0.00	\$1,757.00	\$0.00
24	3009208	4100	\$103,596.00	0.99206948	\$102,774.43	\$821.57	\$0.00

Fiscal Year	Fund - Expdledger	Function First Two Digits	Fiscal Year Budgeted Amount	% Expensed	Fiscal Year Expense Amount	Fiscal Year Encumbrance Amount	Balance
24	3009250	4100	\$21,500.00	0.10514744	\$2,260.67	\$5,690.00	\$13,549.33
24	3009251	4100	\$0.00		\$0.00	\$0.00	\$0.00
24	3009253	4300	\$1,026.07	0.19962576	\$204.83	\$395.17	\$426.07
24	3009253	7200	\$0.00		\$0.00	\$0.00	\$0.00
24	3009254	4300	\$2,814.16	0.06556841	\$184.52	\$865.48	\$1,764.16
24	3009258	0000	\$1,000.00	1.786	\$1,786.00	\$4,170.00	(\$4,956.00)
24	3009258	4100	\$142,960.00	0.76159765	\$108,878.00	\$23,640.00	\$10,442.00
24	3009301	4500	\$0.00		\$0.00	\$0.00	\$0.00
24	3009301	7200	\$0.00		\$0.00	\$0.00	\$0.00
24	3009302	4500	\$1,120.00	0.41071429	\$460.00	\$0.00	\$660.00
24	3009303	4600	\$2,000.00	0.052915	\$105.83	\$1,894.17	\$0.00
24	3009304	4600	\$7,500.00	0.675468	\$5,066.01	\$2,100.00	\$333.99
24	3009313	4100	\$28,000.00	0.130235	\$3,646.58	\$22,023.42	\$2,330.00
24	3009325	4100	\$0.00		\$0.00	\$0.00	\$0.00
24	3009334	4300	\$2,000.00	0.04564	\$91.28	\$1,908.72	\$0.00
24	3009390	4600	\$9,000.00	0	\$0.00	\$9,000.00	\$0.00
24	3009403	1200	\$8,000.00	0.28875	\$2,310.00	\$0.00	\$5,690.00
24	3009410	4500	\$5,360.20	0.37867803	\$2,029.79	\$1,970.21	\$1,360.20
24	4019012	3200	\$0.00		\$0.00	\$0.00	\$0.00
24	4019012	7200	\$0.00		\$0.00	\$0.00	\$0.00
24	4019013	3200	\$21,561.33	1.19631906	\$25,794.23	\$0.00	(\$4,232.90)
24	4019013	7200	\$0.00		\$0.00	\$0.00	\$0.00
24	4019013	7500	\$0.00		\$54,452.63	\$0.00	(\$54,452.63)
24	4019014	3200	\$316,734.44	0.22988709	\$72,813.16	\$39,606.12	\$204,315.16
24	4019022	3200	\$0.00		\$0.00	\$0.00	\$0.00
24	4019022	7200	\$0.00		\$0.00	\$0.00	\$0.00
24	4019023	3200	\$1,772.20	0.49579619	\$878.65	\$0.00	\$893.55
24	4019023	7200	\$0.00		\$0.00	\$0.00	\$0.00
24	4019023	7500	\$0.00		\$16,520.14	\$0.00	(\$16,520.14)
24	4019024	3200	\$9,547.20	0.27589031	\$2,633.98	\$550.00	\$6,363.22
24	4019032	3200	\$0.00		\$0.00	\$0.00	\$0.00
24	4019032	7200	\$0.00		\$0.00	\$0.00	\$0.00
24	4019033	3200	\$11,648.92	0.97692147	\$11,380.08	\$0.00	\$268.84
24	4019033	7200	\$0.00		\$0.00	\$0.00	\$0.00
24	4019033	7500	\$0.00		\$26,741.24	\$0.00	(\$26,741.24)
24	4019034	3200	\$442,035.36	0.58210768	\$257,312.18	\$57,582.07	\$127,141.11
24	4519012	2900	\$0.00		\$0.00	\$0.00	\$0.00
24	4519014	2900	\$0.00		\$0.00	\$0.00	\$0.00
24	4679020	2100	\$0.00		\$0.00	\$0.00	\$0.00
24	4679021	2100	\$0.00		\$0.00	\$0.00	\$0.00
24	4679021	2100	\$0.00		\$0.00	\$0.00	\$0.00
24	4679021	2200	\$0.00		\$0.00	\$0.00	\$0.00
24	4999014	2100	\$31,473.68	0.39421415	\$12,407.37	\$0.00	\$19,066.31
24	4999019	2400	\$0.00		\$0.00	\$0.00	\$0.00
24	5079021	1100	\$0.00		\$0.00	\$0.00	\$0.00
24	5079021	2200	\$0.00		\$0.00	\$0.00	\$0.00
24	5079021	3200	\$0.00		\$0.00	\$0.00	\$0.00
24	5079022	1100	\$592,839.53	0.0551502	\$32,695.22	\$1,055.90	\$559,088.41
24	5079022	1900	(\$503.74)	0	\$0.00	\$0.00	(\$503.74)
24	5079022	2100	\$94,865.66	-0.00141611	(\$134.34)	\$0.00	\$95,000.00
24	5079022	2700	\$1,002,743.35	0.35947714	\$360,463.31	\$0.00	\$642,280.04
24	5079023	1100	\$150,000.00	0.94673333	\$142,010.00	\$0.00	\$7,990.00
24	5079023	2700	\$0.00		\$0.00	\$0.00	\$0.00
24	5079024	1100	\$284,600.98	0.00246071	\$700.32	\$4,312.13	\$279,588.53
24	5079024	1900	\$0.00		\$2,398.97	\$0.00	(\$2,398.97)
24	5079024	2700	\$1,000,000.00	0.0885614	\$88,561.40	\$624,725.20	\$286,713.40
24	5079121	1100	\$0.00		\$0.00	\$0.00	\$0.00
24	5079121	1100	\$244,955.00	0.99632586	\$244,055.00	\$0.00	\$900.00
24	5079121	1900	(\$1,095.38)	0	\$0.00	\$0.00	(\$1,095.38)
24	5079121	1900	\$0.00		(\$237.67)	\$0.00	\$237.67
24	5079121	2200	(\$14,393.96)	0.14747297	(\$2,122.72)	\$0.00	(\$12,271.24)
24	5079121	2700	\$16,256.25	1	\$16,256.25	\$0.00	\$0.00
24	5079222	2100	\$0.00		\$0.00	\$0.00	\$0.00
24	5079222	2800	\$0.00		\$0.00	\$0.00	\$0.00
24	5169022	1200	\$0.00		\$0.00	\$0.00	\$0.00
24	5169022	1200	\$0.00		\$0.00	\$0.00	\$0.00
24	5169022	1200	\$0.00		\$0.00	\$0.00	\$0.00
24	5169022	1200	\$0.00		\$0.00	\$0.00	\$0.00
24	5169022	2100	\$0.00		\$0.00	\$0.00	\$0.00
24	5169022	2100	\$0.00		\$0.00	\$0.00	\$0.00
24	5169022	2200	\$0.00		\$0.00	\$0.00	\$0.00
24	5169022	2400	\$0.00		\$0.00	\$0.00	\$0.00
24	5169022	2400	\$0.00		\$0.00	\$0.00	\$0.00
24	5169022	3200	\$0.00		\$0.00	\$0.00	\$0.00
24	5169023	1200	(\$56,806.76)	-0.4615125	\$26,217.03	\$0.00	(\$83,023.79)
24	5169023	1200	\$121,130.46	0.14429071	\$17,478.00	\$0.00	\$103,652.46
24	5169023	1200	\$12,515.89	0.47264637	\$5,915.59	\$0.00	\$6,600.30
24	5169023	1200	\$44,741.55	0	\$0.00	\$0.00	\$44,741.55
24	5169023	1900	\$0.00		\$0.00	\$0.00	\$0.00
24	5169023	2100	\$105,903.40	0	\$0.00	\$0.00	\$105,903.40
24	5169023	2100	(\$7,568.10)	-0.83605925	\$6,327.38	\$0.00	(\$13,895.48)
24	5169023	2100	(\$7,166.07)	-0.53240619	\$3,815.26	\$0.00	(\$10,981.33)
24	5169023	2100	\$0.00		\$0.00	\$0.00	\$0.00
24	5169023	2100	\$18,526.16	0	\$0.00	\$0.00	\$18,526.16
24	5169023	2100	\$0.00		\$0.00	\$0.00	\$0.00
24	5169023	2200	\$25,745.79	-0.01551516	(\$399.45)	\$0.00	\$26,145.24
24	5169023	2400	\$2,023.00	0.84672269	\$1,712.92	\$0.00	\$310.08
24	5169023	2400	\$1,592.72	-0.26020895	(\$414.44)	\$0.00	\$2,007.16
24	5169023	3200	\$0.00		\$0.00	\$0.00	\$0.00
24	5169024	1200	\$422,093.45	0.4748262	\$200,421.03	\$0.00	\$221,672.42
24	5169024	1200	\$482,272.19	0.30026795	\$144,810.88	\$0.00	\$337,461.31
24	5169024	1200	\$127,199.92	0.3982986	\$50,663.55	\$0.00	\$76,536.37
24	5169024	1200	\$2,000.00	0	\$0.00	\$0.00	\$2,000.00
24	5169024	2100	\$109,191.92	0	\$0.00	\$0.00	\$109,191.92
24	5169024	2100	\$243,719.22	0.40522052	\$98,760.03	\$0.00	\$144,959.19
24	5169024	2100	\$47,919.42	1.18007939	\$56,548.72	\$0.00	(\$8,629.30)
24	5169024	2100	\$18,480.00	0	\$0.00	\$0.00	\$18,480.00
24	5169024	2200	\$25,218.91	0.08465869	\$2,135.00	\$22,575.00	\$508.91
24	5169024	2400	\$0.00		\$29,511.65	\$0.00	(\$29,511.65)
24	5169024	2400	\$62,120.99	0	\$0.00	\$0.00	\$62,120.99

Fiscal Year	Fund - Expdledger	Function First Two Digits	Fiscal Year Budgeted Amount	% Expensed	Fiscal Year Expense Amount	Fiscal Year Encumbrance Amount	Balance
24	5169024	3200	\$58,263.35	0.34512485	\$20,108.13	\$31.40	\$38,123.82
24	5169122	1200	\$0.00		\$0.00	\$0.00	\$0.00
24	5169122	1200	\$0.00		\$0.00	\$0.00	\$0.00
24	5169122	2100	\$0.00		\$0.00	\$0.00	\$0.00
24	5169122	2100	\$0.00		\$0.00	\$0.00	\$0.00
24	5169122	2200	\$0.00		\$0.00	\$0.00	\$0.00
24	5169122	2400	\$0.00		\$0.00	\$0.00	\$0.00
24	5169122	3200	\$0.00		\$0.00	\$0.00	\$0.00
24	5169123	1200	\$1,279.82	0	\$0.00	\$0.00	\$1,279.82
24	5169123	2100	\$13,811.88	0	\$0.00	\$0.00	\$13,811.88
24	5169123	2100	\$1,060.30	0	\$0.00	\$0.00	\$1,060.30
24	5169123	2400	\$0.00		\$0.00	\$0.00	\$0.00
24	5169123	3200	\$395.51	0	\$0.00	\$0.00	\$395.51
24	5519122	1200	\$0.00		\$0.00	\$0.00	\$0.00
24	5519123	1200	\$4,843.90	0	\$0.00	\$0.00	\$4,843.90
24	5729022	1200	\$0.00		\$0.00	\$0.00	\$0.00
24	5729022	2200	\$0.00		\$0.00	\$0.00	\$0.00
24	5729022	3200	\$0.00		\$0.00	\$0.00	\$0.00
24	5729022	3200	\$0.00		\$0.00	\$0.00	\$0.00
24	5729023	1200	\$38,396.41	0.8789965	\$33,750.31	\$0.00	\$4,646.10
24	5729023	3200	\$341.69	0.54605051	\$186.58	\$0.00	\$155.11
24	5729024	1200	\$440,401.20	0.4650344	\$204,801.71	\$0.00	\$235,599.49
24	5729024	3200	\$109,476.00	0.00354397	\$387.98	\$5,112.02	\$103,976.00
24	5729122	1100	\$0.00		\$0.00	\$0.00	\$0.00
24	5729123	1100	\$133,587.49	0.1541425	\$20,591.51	\$0.00	\$112,995.98
24	5729124	1100	\$52,914.33	0.19591857	\$10,366.90	\$2,265.37	\$40,282.06
24	5729221	1100	\$0.00		\$0.00	\$0.00	\$0.00
24	5729221	2200	\$0.00		\$0.00	\$0.00	\$0.00
24	5849022	1100	\$0.00		\$0.00	\$0.00	\$0.00
24	5849022	2200	\$0.00		\$0.00	\$0.00	\$0.00
24	5849022	3200	\$0.00		\$0.00	\$0.00	\$0.00
24	5849023	1100	\$8,272.66	0.05376143	\$444.75	\$0.00	\$7,827.91
24	5849023	2200	\$0.00		(\$591.92)	\$0.00	\$591.92
24	5849023	3200	\$0.00		\$0.00	\$0.00	\$0.00
24	5849024	2200	\$37,178.89	0.69415655	\$25,807.97	\$5,711.26	\$5,659.66
24	5849024	3200	\$4,386.18	0.13331646	\$584.75	\$2,791.12	\$1,010.31
24	5879021	1200	\$0.00		\$0.00	\$0.00	\$0.00
24	5879022	1200	\$0.00		\$0.00	\$0.00	\$0.00
24	5879023	1100	\$0.00		\$0.00	\$0.00	\$0.00
24	5879023	1200	\$2,420.21	0.88911706	\$2,151.85	\$0.00	\$268.36
24	5879024	1200	\$43,810.94	0.31767111	\$13,917.47	\$1,434.29	\$28,459.18
24	5879121	1200	\$0.00		\$0.00	\$0.00	\$0.00
24	5879121	2200	\$0.00		\$0.00	\$0.00	\$0.00
24	5879122	1200	\$0.00		\$0.00	\$0.00	\$0.00
24	5879122	1200	\$0.00		\$0.00	\$0.00	\$0.00
24	5879122	2200	\$0.00		\$0.00	\$0.00	\$0.00
24	5879123	1200	\$3,132.80	0.95515513	\$2,992.31	\$2,439.98	(\$2,299.49)
24	5879123	2200	\$0.00		\$0.00	\$0.00	\$0.00
24	5909022	1200	\$0.00		\$0.00	\$0.00	\$0.00
24	5909022	2200	\$0.00		\$812.45	\$0.00	(\$812.45)
24	5909022	3200	\$0.00		\$0.00	\$0.00	\$0.00
24	5909023	2200	\$18,311.06	0.36686407	\$6,717.67	\$0.00	\$11,593.39
24	5909023	3200	\$7,979.80	0.74670418	\$5,958.55	\$0.00	\$2,021.25
24	5909024	2200	\$123,266.21	0.59813707	\$73,730.09	\$17,611.31	\$31,924.81
24	5909024	3200	\$14,542.34	0.15260611	\$2,219.25	\$10,223.09	\$2,100.00
24	5999021	1100	\$0.00		\$0.00	\$0.00	\$0.00
24	5999021	2200	\$0.00		\$0.00	\$0.00	\$0.00
24	5999021	3200	\$0.00		\$0.00	\$0.00	\$0.00
24	5999022	3100	\$0.00		\$0.00	\$0.00	\$0.00
24	5999023	2700	\$152,521.48	0.15526207	\$23,680.80	\$0.00	\$128,840.68

Totals \$136,378,175.21

GENERAL FUND-TRUE DAYS CASH

Includes Substitute Levy

