

Medina City Schools

General Fund Analysis

November 30, 2016

| | 2016-2017 Original Estimate (1) | Y-T-D Actual July 2016 - June 2017 (2) | Percent | Variance (3) |
|----------------------------------|---------------------------------------|--|--------------|----------------------|
| Beginning Balance - July 1, 2016 | | 48,376,543.79 | | 0.00 |
| General Fund | 37,712,097.32 | | | |
| Other Funds - Emergency Levy | 10,664,446.47 | | | |
| Revenue | <u>77,011,145.00</u> | <u>36,397,529.59</u> | <u>47.3%</u> | <u>40,613,615.41</u> |
| | 77,011,145.00 | 36,397,529.59 | | 40,613,615.41 |
| Expenditures | 72,951,865.00 | 31,339,300.69 | 43.0% | 41,612,564.31 |
| Encumbrance | 650,000.00 | 2,447,256.69 | | -1,797,256.69 |
| | <u>73,601,865.00</u> | <u>33,786,557.38</u> | | <u>39,815,307.62</u> |
| Ending Balance - June 30, 2017 | 51,785,823.79 | 50,987,516.00 | | 798,307.79 |

Original Estimate revenue, expenditure and encumbrance taken from May 2016 five-year forecast
plus Return of Advances issued June 2016.

Includes November 2013 Emergency Levy

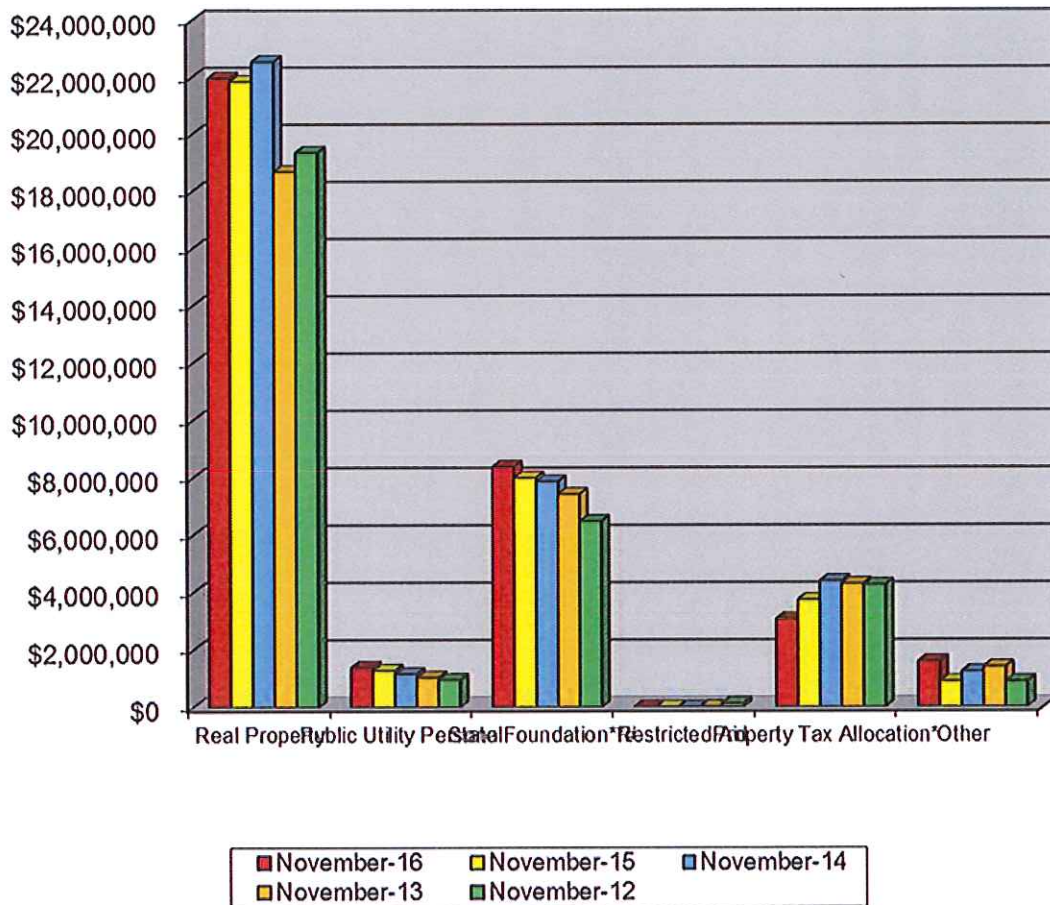
General Fund Summary

November 2016

Revenues

1. Real Property Taxes – Total Real Property Taxes received from the beginning of the fiscal year until November 30, 2016 is \$21,963,304.36. This is an increase of 0.5% above last year's taxes received at this time. \$-0- was collected in November.
2. Public Utility Personal Property Taxes – Total Public Utility Personal Property Taxes received from the beginning of the fiscal year until November 30, 2016 is \$1,384,942.06. These monies are distributed upon settlement from the County Auditor. The amounts are listed in a separate line for State and five-year forecasting purposes. \$1,384,942.06 was transferred upon property tax settlement in August.
3. State Foundation – State Foundation monies received from the State of Ohio from the beginning of the fiscal year until November 30, 2016 total \$8,381,672.88. This is an increase of 4.8% above last year's foundation money received at this time. This includes \$179,200.91 in Casino revenues for the year. \$1,638,343.72 was collected in November.
4. Restricted Aid – Restricted Aid monies are for Career Tech funding. Monies received from the beginning of the fiscal year until November 30, 2016 total \$6,075.39. \$1,163.68 was collected in November.
5. Homestead and Rollback – Monies received from the State of Ohio from the beginning of the fiscal year until November 30, 2016 total \$3,074,694.11. Receipts are based upon the real property taxes collected and Homestead filings with the County Auditor. These revenues also include monies for personal property tax loss reimbursement from the State. The State will again be reducing the distribution of personal property tax loss reimbursement for the schools and will distribute these monies in November and May. \$463,990.41 was collected in November.
6. Other – Other monies received from the beginning of the fiscal year until November 30, 2016 total \$1,586,840.79. This is an increase of 76.8% above last year at this time and is due to Other Local Taxes, Tuition, Interest Earnings, Pay to Participate Fees, Rent, Parking Fees, Field Trips, Return of Advance, and Refund of Prior Year's Expenditures. \$152,549.42 was collected in November.

General Fund Revenue



| | November-16 | November-15 | November-14 | November-13 | November-12 | Current Forecast |
|--------------------------|--------------|--------------|--------------|--------------|--------------|------------------|
| Real Property | \$21,963,304 | \$21,846,886 | \$22,542,822 | \$18,693,602 | \$19,361,158 | \$46,642,665 |
| Public Utility Personal | \$1,384,942 | \$1,278,953 | \$1,162,428 | \$1,036,985 | \$956,682 | \$2,843,373 |
| State Foundation**# | \$8,381,673 | \$8,000,751 | \$7,868,906 | \$7,428,223 | \$6,483,368 | \$20,622,359 |
| Restricted Aid | \$6,075 | \$3,287 | \$2,645 | \$15,036 | \$133,545 | \$62,697 |
| Property Tax Allocation* | \$3,074,694 | \$3,742,633 | \$4,399,629 | \$4,304,152 | \$4,265,759 | \$6,146,508 |
| Other | \$1,586,841 | \$897,309 | \$1,234,969 | \$1,401,791 | \$892,597 | \$2,821,338 |
| Total | \$36,397,530 | \$35,769,820 | \$37,211,399 | \$32,879,789 | \$32,093,109 | \$79,138,940 |
| State % | 31.5% | 32.8% | 33.0% | 35.7% | 33.9% | |

Includes Homestead/Rollback, Tangible Personal Property Tax Fixed Rate Loss Reimbursement and Electric Deregulation.

* Includes Casino Revenue in State Foundation beginning January 2013 and Economic Disadvantaged Funding in November 2013.

† Includes a one time Hold Harmless on TPP in May 2016

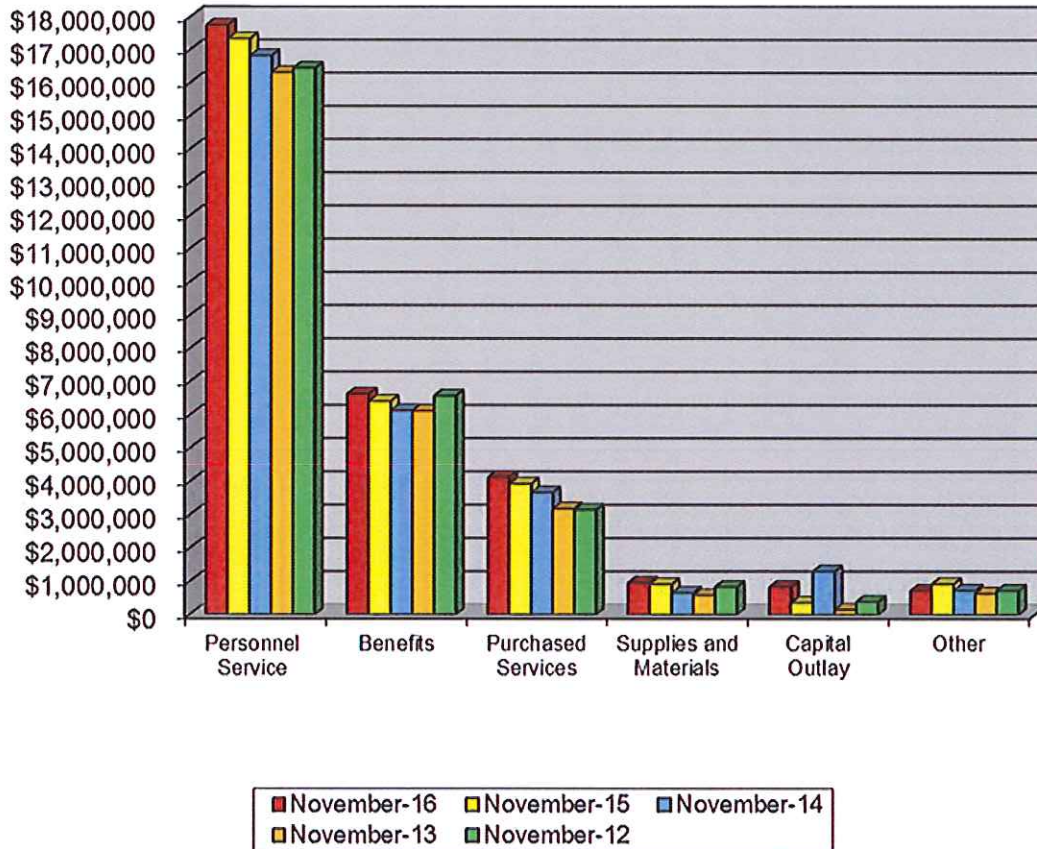
General Fund Summary

November 2016

Expenditures

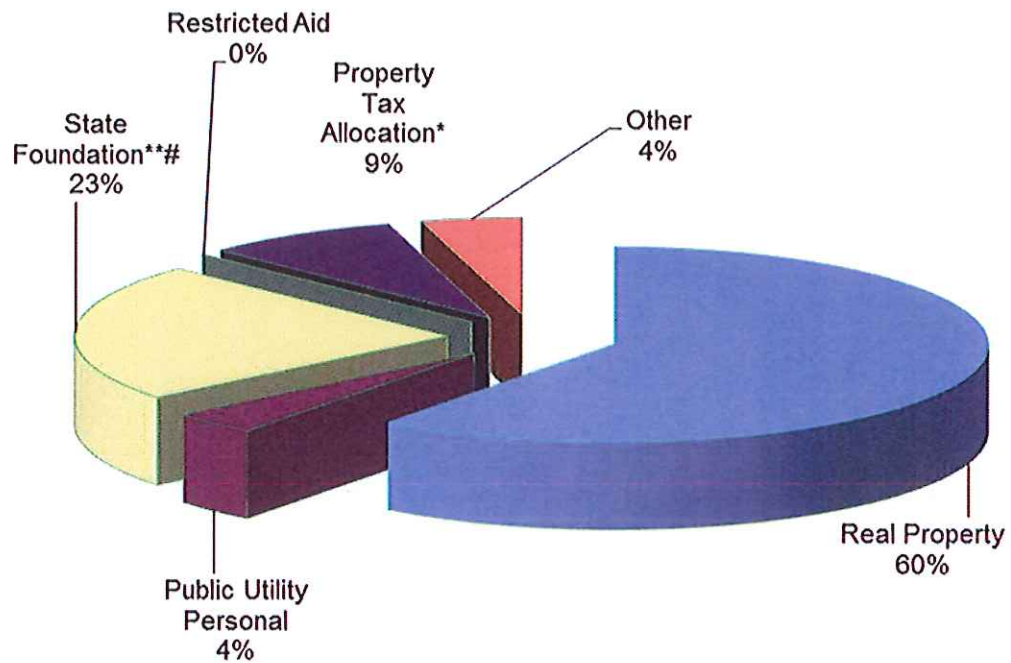
1. Personnel Services– The costs for personnel services for the School District from the beginning of the fiscal year until November 30, 2016 was \$17,742,890.72. This was an increase of 2.4% above last year at this. \$3,424,770.37 was spent in November.
2. Benefits – The cost for benefits for the School District from the beginning of the fiscal year until November 30, 2016 was \$6,634,775.22. This was an increase of 3.4% above last year at this time. \$1,261,947.67 was spent in November.
3. Purchased Services – The cost for purchased services for the district from the beginning of the fiscal year until November 30, 2016 total \$4,127,756.37. This was a 5.0% increase above last year at this time. \$647,205.51 was spent in November. Professional Services, GAAP Audit, Repairs-Transportation, garbage Removal, Rental/Leases, Postage, Electricity, Gas, Tuition, and Open Enrollment account for the increase.
4. Supplies and Materials – The cost for supplies and materials for the district from the beginning of the fiscal year until November 30, 2016 total \$962,659.07. This was a 5.4% increase above last year at this time. \$58,441.78 was spent in November. General Supplies, Textbooks, Custodial/Maintenance/HVAC Supplies, Transportation Supplies, Fuel, and Tires account for this increase.
5. Capital Outlay – The cost for capital outlay for the district from the beginning of the fiscal year until November 30, 2016 total \$831,384.71. This was a 131.2% increase above last year at this time and was mainly due to the purchase of Technology Equipment and School Bus Lease/Purchase. \$73,493.04 was spent in November.
6. Other – The cost of other expenditures excluding transfers for the district was \$724,878.25 for the fiscal year until November 30, 2016. This was a 21.6% decrease below last year at this time. \$12,722.57 was spent in November. Fiscal Dues and Fees, Membership Fees, District Audit, County Board Services, and Awards and Prizes make up the majority of this decrease.

General Fund Expenditures

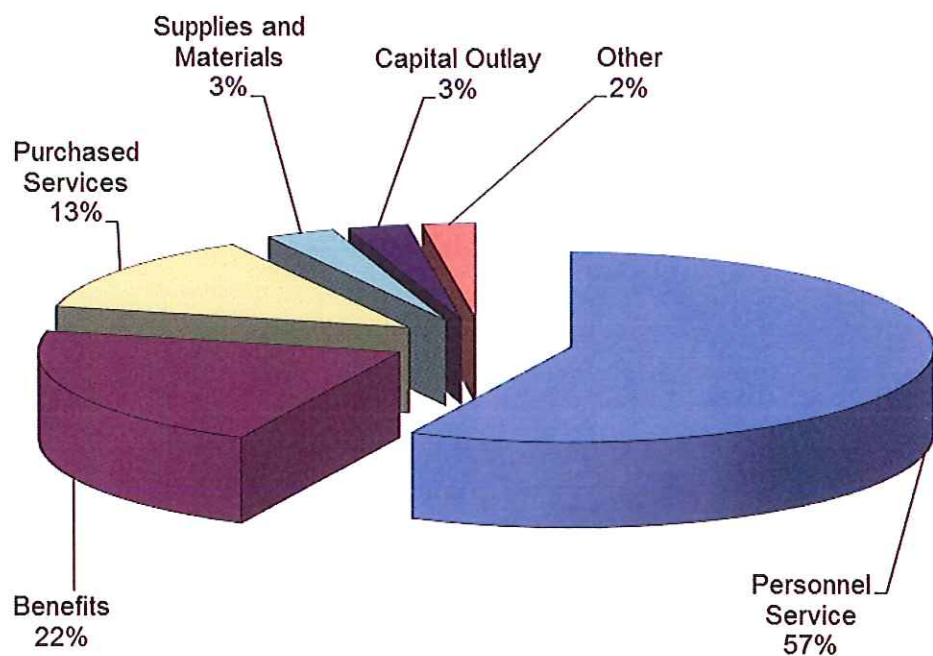


| | November-16 | November-15 | November-14 | November-13 | November-12 | Current Forecast |
|--------------------------|---------------------|---------------------|---------------------|---------------------|---------------------|---------------------|
| Personnel Service | \$17,742,891 | \$17,330,374 | \$16,822,694 | \$16,316,262 | \$16,442,510 | \$43,100,095 |
| Benefits | \$6,634,775 | \$6,414,052 | \$6,136,012 | \$6,118,926 | \$6,577,366 | \$15,509,314 |
| Purchased Services | \$4,127,756 | \$3,932,204 | \$3,669,286 | \$3,186,995 | \$3,151,014 | \$9,208,579 |
| Supplies and Materials | \$962,659 | \$913,471 | \$658,200 | \$587,183 | \$832,819 | \$1,980,090 |
| Capital Outlay | \$831,385 | \$359,637 | \$1,302,113 | \$154,841 | \$388,362 | \$1,103,300 |
| Other | \$724,878 | \$924,912 | \$729,845 | \$642,382 | \$723,363 | \$1,974,346 |
| Transfers and Adv., Etc. | \$314,956 | \$348,731 | \$307,538 | \$0 | \$0 | \$493,894 |
| Other than Debt | | | | | | |
| Total | \$31,339,301 | \$30,223,381 | \$29,625,688 | \$27,006,589 | \$28,115,434 | \$73,369,618 |

Current General Fund Revenue



Current General Fund Expenditures



Balance

3,178,256.78

Bank Balance - Regular Account

Financial Checks Outstanding

329,705.12

Worker Comp Outstanding

0.00

Flex O/S Checks

750.99

Payroll Checks Outstanding

42,490.12

(372,946.23)

2,805,310.55

Flex Spending Bank Acct

11,437.71

Investments:

Sweep Account

0.00

Redtree Investments

22,483,776.44

T. Rowe - Collins

304,397.68

541,234.78

T. Rowe - Bushman

0.00

304,397.68

4,469.39

Scudder -Collins

236,837.10

545,704.17

Scudder - Bushman

4,469.39

241,306.49

Kanehl Stocks

4,867.38

545,704.17

Star Ohio (22923)

27,245,846.06

0.00

27,245,846.06

Star Plus 104791113939

6,318,796.06

Fifth Third

10,000,000.00

Total

66,598,990.11

66,598,990.11

69,415,738.37

Adjustments

Deposits in Transit

3,060.32

Expenses not posted

(33.90)

Other adjustments (see below)

0.00

Total

3,026.42

69,418,764.79

MCSD Balance

69,418,764.79

Difference Between Bank vs. Book

0.00


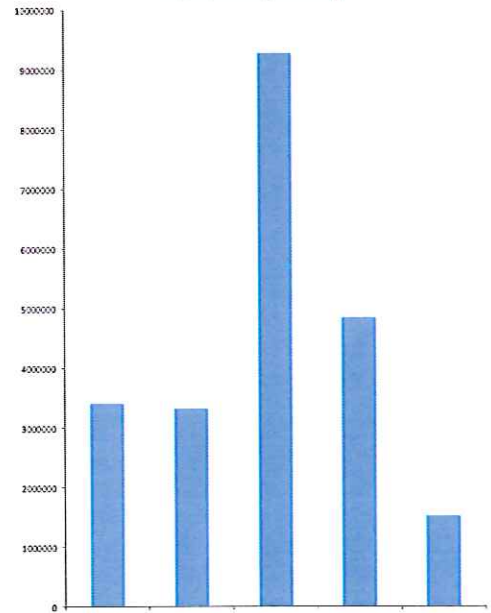

MEDINA CITY SCHOOLS

SALES TAX UPDATE

| Date | Sales Tax Description | Receipts | Expenditures | Balance |
|--------------|---|----------------|--------------|-----------------|
| July 1, 2016 | Beginning Balance (071) Sales Tax and (002-9012) Bond | | | \$ 2,876,964.21 |
| July | 6 Month Asbestos Surveillance Inspection and Reports | | \$525.00 | \$ 2,876,439.21 |
| | Service Agreement - Generator | | \$17,761.00 | \$ 2,858,678.21 |
| | MHS Roof Replacement Specs Bidding and Supervision | | \$2,079.00 | \$ 2,856,599.21 |
| | PAC Landscape Project | | \$8,750.00 | \$ 2,847,849.21 |
| | MHS East Track Courtyard Landscape Project | | \$3,875.00 | \$ 2,843,974.21 |
| August | Sales Tax Distribution | \$692,161.92 | | \$ 3,536,136.13 |
| | MHS Roof Replacement Project, Roof Section E | | \$114,831.00 | \$ 3,421,305.13 |
| | 1st Quarter Fleet Master Lease Agreement | | \$7,396.74 | \$ 3,413,908.39 |
| | MHS and Root Latex Track Resurfacing | | \$31,210.08 | \$ 3,382,698.31 |
| | Spray Applied Fireproof for New Roof Section at MHS | | \$15,000.00 | \$ 3,367,698.31 |
| September | MHS East Track Donation Courtyard Landscape Project | | \$550.00 | \$ 3,367,148.31 |
| | Flag Pole Foundation at Ken Dukes Stadium | | \$2,500.00 | \$ 3,364,648.31 |
| | MHS Roof Replacement Specs Bidding and Supervision | | \$2,079.00 | \$ 3,362,569.31 |
| | Fenn Library Carpet Replacement | | \$6,592.34 | \$ 3,355,976.97 |
| | 1st Quarter Fleet Master Lease Agreement | | \$9,143.74 | \$ 3,346,833.23 |
| | MHS Secure Front Entrance Project | | \$59,606.80 | \$ 3,287,226.43 |
| | Parking Lot Improvement Projects MHS and Garfield | | \$334,081.82 | \$ 2,953,144.61 |
| | MHS and Root Latex Track Resurfacing | | \$187,392.04 | \$ 2,765,752.57 |
| October | Performing Arts Center Landscape Project | | \$8,750.00 | \$ 2,757,002.57 |
| | MHS East Track Donation Courtyard Landscape | | \$2,665.00 | \$ 2,754,337.57 |
| | Flagpole, Flag, Shipping | | \$14,824.00 | \$ 2,739,513.57 |
| | 1st Quarter Fleet Master Lease Agreement | | \$9,130.74 | \$ 2,730,382.83 |
| | Sales Tax Distribution | \$814,075.27 | | \$ 3,544,458.10 |
| November | MHS Roof Replacement, Roof Section E | | \$64,373.00 | \$ 3,480,085.10 |
| | 2nd Quarter Fleet Master Lease Agreement | | \$9,110.24 | \$ 3,470,974.86 |
| | MHS Secure Front Entrance | | \$16,768.20 | \$ 3,454,206.66 |
| | Completion of MHS/PAC Landscape Projects | | \$1,145.00 | \$ 3,453,061.66 |
| | Parking Lot Improvement Projects - MHS and Garfield | | \$13,920.07 | \$ 3,439,141.59 |
| | MHS Gymnasium Improvements | | \$6,180.00 | \$ 3,432,961.59 |
| | Fiscal Year Totals | \$1,506,237.19 | \$950,239.81 | |

Monthly Investment Summary
Medina City School District
US Bank Custodian Acct Ending x70982
November 30, 2016

| Monthly Cash Flow Activity | | Market Value Summary | | | | |
|---------------------------------------|---------------|------------------------------|---------------------|--------------------|--------------------------|---------------------|
| From 10-31-16 through 11-30-16 | | Security Type | Market Value | Pct. Assets | Avg Yield at Cost | Wght Avg Mat |
| Beginning Book Value | 22,483,773.71 | Money Market Fund | | | | |
| Contributions | 0.00 | MONEY MARKET FUND | 5,392.63 | 0.0 | 0.24 | 0.00 |
| Withdrawals | 0.00 | Fixed Income | | | | |
| Realized Gains/Losses | 0.00 | U.S. GOVERNMENT AGENCY NOTES | 22,284,546.84 | 99.7 | 1.22 | 2.46 |
| Gross Interest Earnings | 2.73 | Accrued Interest | 61,513.46 | 0.3 | | |
| Ending Book Value | 22,483,776.44 | TOTAL PORTFOLIO | 22,351,452.93 | 100.0 | 1.22 | 2.46 |

| Maturity Distribution | | Security Type Allocation | |
|---|--|--|--|
| Distribution by Maturity | |  | |
|  | |  | |

Disclosures: RedTree's internal accounting system is the source of the market value of above account. Although obtained from a reliable source, we cannot guarantee accuracy. You should review statements provided by the custodian and compare with these statements.

**Portfolio Holdings Report
Medina City School District
US Bank Custodian Acct Ending x70982
November 30, 2016**

| Quantity | Cusip | Security Description | Moody's | S&P | Cost Basis | Market Value | Yield at Cost | Wtd Maturity |
|-------------------------------------|------------------|---|---------|-----|---------------|---------------|------------------|-----------------|
| U.S. GOVERNMENT AGENCY NOTES | | | | | | | | |
| 1,750,000 | 3133782N0 | Federal Home Ln Bank 0.875% Due 03-10-17 | Aaa | AA+ | 1,748,915.00 | 1,751,473.50 | 0.90 | 0.28 |
| 1,650,000 | 3135G0PQ0 | Federal Natl Mtg Assoc 0.875% Due 10-26-17 | Aaa | AA+ | 1,642,657.50 | 1,649,938.95 | 1.03 | 0.90 |
| 2,045,000 | 3135G0TG8 | Federal Natl Mtg Assoc 0.875% Due 02-08-18 | Aaa | AA+ | 2,032,790.31 | 2,041,914.09 | 1.08 | 1.18 |
| 1,270,000 | 3134G9N60 | Federal Home Ln Mtg 1.000% Due 07-27-18 | Aaa | AA+ | 1,270,000.00 | 1,261,032.53 | 1.00 | 1.63 |
| 2,220,000 | 3137EADZ9 | Federal Home Ln Mtg 1.125% Due 04-15-19 | Aaa | AA+ | 2,219,267.40 | 2,210,278.62 | 1.14 | 2.33 |
| 2,500,000 | 3135G0K93 | Federal Natl Mtg Assoc 1.250% Due 06-28-19 | Aaa | AA+ | 2,500,000.00 | 2,489,195.00 | 1.25 | 2.51 |
| 2,180,000 | 3130A9EP2 | Federal Home Ln Bank 1.000% Due 09-26-19 | Aaa | AA+ | 2,179,753.60 | 2,153,955.54 | 1.00 | 2.77 |
| 2,420,000 | 3136G2RQ2 | Federal Natl Mtg Assoc 1.400% Due 10-29-19 | Aaa | AA+ | 2,420,000.00 | 2,396,576.82 | 1.40 | 2.84 |
| 1,270,000 | 3136G3J71 | Federal Natl Mtg Assoc 1.420% Due 07-27-20 | Aaa | AA+ | 1,270,000.00 | 1,235,665.55 | 1.42 | 3.52 |
| 1,520,000 | 3136G35C5 | Federal Natl Mtg Assoc 1.400% Due 08-28-20 | Aaa | AA+ | 1,520,000.00 | 1,490,977.12 | 1.40 | 3.61 |
| 2,130,000 | 3136G4AL7 | Federal Natl Mtg Assoc 1.500% Due 09-30-20 | Aaa | AA+ | 2,130,000.00 | 2,097,969.06 | 1.50 | 3.69 |
| 1,545,000 | 3136G34Y8 | Federal Natl Mtg Assoc 1.600% Due 08-24-21 | Aaa | AA+ | 1,545,000.00 | 1,505,570.05 | 1.60 | 4.51 |
| | Accrued Interest | | | | | 61,513.46 | | |
| | | | | | 22,478,383.81 | 22,346,060.30 | 1.22 | 2.46 |
| MONEY MARKET FUND | | | | | | | | |
| | USBMMF | First American Treasury Obligations Fund | | | 5,392.63 | 5,392.63 | 0.24 | |
| TOTAL PORTFOLIO | | | | | 22,483,776.44 | 22,351,452.93 | 1.22 | 2.46 |

Monthly Activity Reports
Medina City School District
US Bank Custodian Acct Ending x70982
From 11-01-16 Through 11-30-16

INCOME - SETTLED TRADES

| Ex-Date | Pay-Date | Security | Amount |
|--------------------------|------------|--|-------------|
| MONEY MARKET FUND | | | |
| 11-02-2016 | 11-02-2016 | First American Treasury Obligations Fund | 2.73 |
| | | | 2.73 |
| NET INCOME | | | 2.73 |

Purchase and Sale
Medina City School District
US Bank Custodian Acct Ending x70982

From 11-01-16 To 11-30-16

| Trade Date | Settle Date | Quantity | Security | Unit Price | Amount |
|---------------|----------------|----------|----------|---------------|--------|
|---------------|----------------|----------|----------|---------------|--------|

No transactions were found!

Realized Gains/Losses
Medina City School District
US Bank Custodian Acct Ending x70982
 From 11-01-16 Through 11-30-16

| Open Date | Close Date | Quantity | Security | Cost Basis | Proceeds | Gain Or Loss | |
|--------------------------|---------------|----------|----------|---------------|----------|--------------|-----------|
| | | | | | | Short Term | Long Term |
| TOTAL GAINS | | | | | | 0.00 | 0.00 |
| TOTAL LOSSES | | | | | | 0.00 | 0.00 |
| | | | | | | 0.00 | 0.00 |
| TOTAL REALIZED GAIN/LOSS | | 0.00 | | 0.00 | 0.00 | 0.00 | 0.00 |

ENV# CEBCJMLWBBGKJCS_BBBBB
FIFTH THIRD SECURITIES, INC.
MD IMOB2A
5050 KINGSLEY DRIVE
CINCINNATI, OH 45263



MEDINA CITY SCHOOLS
DAVID CHAMBERS
739 WEYMOUTH RD
MEDINA OH 44256

STATEMENT FOR THE PERIOD NOVEMBER 1, 2016 TO NOVEMBER 30, 2016

MEDINA CITY SCHOOLS - Corporation
Account Number: [REDACTED]

By the courtesy of:
LEE/CARTER/SAVAGE

For questions about your accounts:
Local: 614 744 5496
National: 800 228 8852

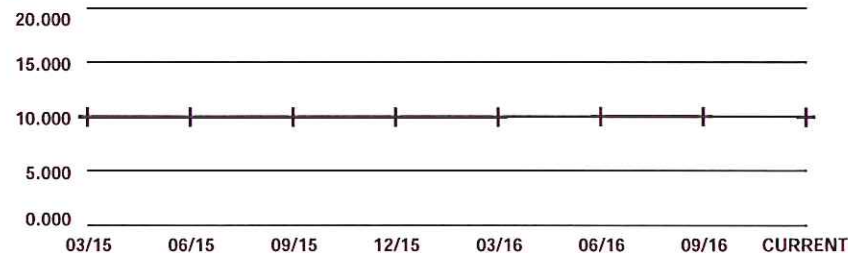
TOTAL VALUE OF YOUR PORTFOLIO **\$10,009,609.19**

FOR YOUR INFORMATION

Fifth Third Securities, Inc. Investments offered through Fifth Third Securities, Inc., member
FINRA/SIPC

CHANGE IN VALUE OF YOUR PORTFOLIO

\$ millions



Change In Value Of Your Portfolio information can be found in Miscellaneous Footnotes at the end of this statement.

Fifth Third Securities, Inc.

MN _CEBCJMLWBBGKJCS_BBBBB 20161130

Account carried with National Financial Services LLC, Member
NYSE, SIPC

Statement for the Period November 1, 2016 to November 30, 2016

MEDINA CITY SCHOOLS - Corporation
Account Number: [REDACTED]



Account Overview

| CHANGE IN ACCOUNT VALUE | Current Period | Year-to-Date |
|-------------------------------|-----------------|-----------------|
| BEGINNING VALUE | \$10,012,480.78 | \$9,982,016.21 |
| Additions and Withdrawals | \$0.00 | (\$112,181.18) |
| Income | \$3,866.95 | \$89,806.23 |
| Taxes, Fees and Expenses | \$0.00 | \$0.00 |
| Change in Investment Value | (\$6,738.54) | \$49,967.93 |
| ENDING VALUE (AS OF 11/30/16) | \$10,009,609.19 | \$10,009,609.19 |


Refer to Miscellaneous Footnotes for more information on Change in Investment Value.

| INCOME | Current Period | Year-to-Date |
|-------------------|----------------|--------------|
| TAXABLE | | |
| Taxable Dividends | \$1.44 | \$135.66 |
| Taxable Interest | \$3,865.51 | \$89,670.57 |
| TOTAL TAXABLE | \$3,866.95 | \$89,806.23 |
| TOTAL INCOME | \$3,866.95 | \$89,806.23 |

Taxable income is determined based on information available to NFS at the time the statement was prepared, and is subject to change. Final information on taxation of interest and dividends is available on Form 1099-Div, which is mailed in February of the subsequent year.

ACCOUNT ALLOCATION

Money Markets 0.1%



CDs 99.9%

| | Percent | Prior Period | Current Period |
|---------------|---------|-----------------|-----------------|
| Money Markets | 0.1 % | \$3,745.02 | \$7,611.97 |
| CDs | 99.9 | \$10,008,735.76 | \$10,001,997.22 |
| TOTAL | 100.0 % | \$10,012,480.78 | \$10,009,609.19 |

Account Allocation shows the percentage that each asset class represents of your total account value. Account Allocation for equities, fixed income, and other categories may include mutual funds and may be net of short positions. NFS has made assumptions concerning how certain mutual funds are allocated. Closed-end mutual funds and Exchange Traded Products (ETPs) listed on an exchange may be included in the equity allocation. The chart may not reflect your actual portfolio allocation. Consult your broker/dealer prior to making investment decisions.

Statement for the Period November 1, 2016 to November 30, 2016

MEDINA CITY SCHOOLS - Corporation
Account Number: [REDACTED]



Account Overview *continued*

MESSAGES AND ALERTS

Customers wishing to learn more about their investment professional can contact the FINRA BrokerCheck Hotline Number at 1-800-289-9999 or visit the FINRA Regulation website www.finra.org. Customers can also obtain an investor brochure that includes information describing the FINRA BrokerCheck program by contacting Brokerage Operations 1-888-889-1025.

National Financial Services LLC NFS is required by the Securities Exchange Act of 1934 to provide certain financial information from its Statement of Financial Condition. At December 31, 2015, NFS, an affiliate of Fidelity Brokerage Services LLC, had net capital of \$3,377 million, which was 13.81 percent of aggregate debit items and exceeded its minimum requirement by \$2,888 million. To acquire the Statement of Financial Condition, log on to www.mybrokerageinfo.com.

Fifth Third Securities reminds you to please promptly report any inaccuracies or discrepancies in your account to Brokerage Operations by calling 1-888-889-1025. Please reconfirm any oral communications in writing to your Investment Professional to further protect your rights under the Securities Investor Protection Act SIPA. National Financial Services will never contact customers in relation to requests for banking credentials.

Statement for the Period November 1, 2016 to November 30, 2016

MEDINA CITY SCHOOLS - Corporation
Account Number: [REDACTED]



Holdings

NFS-provided cost basis, realized gain (loss) and holding period information may not reflect all adjustments necessary for tax purposes. Please refer to Footnotes and Cost Basis Information at the end of this statement for more information.

For additional information regarding your holdings, please refer to the footnotes at the end of the statement.

CASH AND CASH EQUIVALENTS - 0.08% of Total Account Value

| Description | Symbol/Cusip Account Type | Quantity | Price on 11/30/16 | Current Market Value | Estimated Annual Income |
|--|------------------------------|----------|----------------------|-------------------------|----------------------------|
| Money Markets | | | | | |
| FEDERATED US TREAS OBLIGATION INSTIT | QTOIQ | 7,611.97 | \$1.00 | \$7,611.97 | |
| 7 DAY YIELD .22% | CASH | | | | |
| Dividend Option Cash | | | | | |
| Capital Gain Option Cash | | | | | |
| Total Cash and Cash Equivalents | | | | \$7,611.97 | |

Statement for the Period November 1, 2016 to November 30, 2016

MEDINA CITY SCHOOLS - Corporation
Account Number: [REDACTED]



HOLDINGS > FIXED INCOME - 99.92% of Total Account Value

For an explanation of fixed income pricing, please see the last page. Redemption schedule(s), bond rating(s), and other information are provided where available. If information does not appear regarding a particular investment, it is not available. The ratings on this statement are provided by Standard & Poor's and/or Moody's to rate the quality based on the respective rating agency's assessment. "Ratings information from Standard & Poor's ("S&P") may not be reproduced. S&P credit ratings are statements of opinion and are not statements of fact or recommendations to purchase, hold, or sell securities, nor do they address the suitability of securities for investment purposes, and should not be relied on as investment advice. S&P does not guarantee the accuracy, completeness, timeliness or availability of any information, including ratings, and is not responsible for errors or omissions (negligent or otherwise). S&P gives no express or implied warranties, including but not limited to any warranties of merchantability or fitness for a particular purpose or use. S&P shall not be liable for any direct, indirect, incidental, exemplary, compensatory, punitive, special or consequential damages, costs, expenses, legal fees, or losses (including lost income or profits and opportunity costs) in connection with any use of ratings."

Accrued Interest - Represents interest accumulated since the last coupon date on certain fixed income securities which may not yet have been paid by the issuer or received byNFS. There is no guarantee that the accrued interest will be paid by the issuer.

| Description | Symbol/Cusip Account Type | Quantity | Estimated Price on 11/30/16 | Estimated Current Market Value | Estimated Annual Income | Original/Adjusted Cost Basis | Unrealized Gain (Loss) |
|--|------------------------------|----------|-----------------------------------|--------------------------------------|----------------------------|---------------------------------|---------------------------|
| CDs | | | | | | | |
| Certificates of Deposit (CDs), including Market Indexed CDs and Market Linked CDs (collectively, MCDs) are generally shown at estimated market prices based upon a matrix or model pricing method that may not represent the actual price if sold prior to maturity. However, CDs and MCDs may be shown at face value for up to seven calendar days from date of issue if estimated market prices have not been received from a third party pricing vendor. The actual value of CDs and MCDs may be different from their purchase price. CDs and MCDs are subject to interest rate risk. The estimated market price reflected for MCDs may not be based on the actual closing value of the linked market index on the final maturity date and the market value of MCDs may not correspond directly to increases or decreases in the underlying linked market index. You may sell CDs or MCDs in the secondary market subject to market conditions. The secondary market for CDs and MCDs is generally illiquid. If sold prior to maturity, the value of MCDs may be less than the purchase amount or face value. The sale or redemption of any fixed income security prior to maturity may result in a substantial gain or loss, and an early withdrawal penalty may apply. Certain MCDs may only be redeemed on pre-specified liquidation dates and may have call features that allow the issuer to call the MCD prior to maturity. Certain Step Rate CDs are also subject to reinvestment risk if call provisions are exercised by the issuer and if a CD with a comparable rate is not available. | | | | | | | |
| See sales materials or contact your broker/dealer for additional information. | | | | | | | |
| BANK RHODE IS PROVIDENCE RI 0.75000% | 064577CB3 | 250,000 | \$1.00043 | \$250,107.50 | \$1,875.00 | \$250,000.00 | |
| 01/23/2017 CD FDIC INSURED | CASH | | | | | | |
| CPN PMT MONTHLY | | | | | | | |
| Next Interest Payable: 12/23/16 | | | | | | | |
| Estimated Yield 0.75% | | | | | | | |
| Accrued Interest \$41.10 | | | | | | | |
| Average Unit Cost \$1.00 | | | | | | | |
| Adjusted Cost Basis | | | | | | \$250,000.00 | D \$107.50 |
| BROOKLINE BK MASS CD 0.75000% 01/23/2017 | 11373QAS7 | 250,000 | \$1.00043 | \$250,107.50 | \$1,875.00 | \$250,000.00 | |
| FDIC INSURED | CASH | | | | | | |
| CPN PMT MONTHLY | | | | | | | |
| Next Interest Payable: 12/23/16 | | | | | | | |
| Estimated Yield 0.75% | | | | | | | |
| Accrued Interest \$41.10 | | | | | | | |
| Average Unit Cost \$1.00 | | | | | | | |
| Adjusted Cost Basis | | | | | | \$250,000.00 | D \$107.50 |

Fifth Third Securities, Inc.

Account carried with National Financial Services LLC, Member
NYSE, SIPC

MN _CEBCJMLWBBGKJCS_BBBBB 20161130

Statement for the Period November 1, 2016 to November 30, 2016

MEDINA CITY SCHOOLS - Corporation
Account Number: [REDACTED]



HOLDINGS > FIXED INCOME *continued*

| Description | Symbol/Cusip Account Type | Quantity | Estimated Price on 11/30/16 | Estimated Current Market Value | Estimated Annual Income | Original/Adjusted Cost Basis | Unrealized Gain (Loss) |
|---|------------------------------|----------|-----------------------------------|--------------------------------------|----------------------------|---------------------------------|---------------------------|
| FIRST IPSWICH BANCORP 0.75000% 01/23/2017 CD FDIC INSURED CPN PMT MONTHLY Next Interest Payable: 12/23/16 Estimated Yield 0.75% Accrued Interest \$41.10 Average Unit Cost \$1.00 Adjusted Cost Basis | 320637AF8 CASH | 250,000 | \$1.00043 | \$250,107.50 | \$1,875.00 | \$250,000.00 | |
| | | | | | | \$250,000.00 D | \$107.50 |
| BANK INDIA NEW YORK N Y CD 0.80000% 01/25/2017 FDIC INSURED CPN PMT @ MATURITY ON JAN 25 1ST CPN DTE 01/25/2017 Average Unit Cost \$1.00 | 06279HGJ6 CASH | 248,000 | \$1.00066 | \$248,163.68 | | \$248,000.00 | \$163.68 |
| BANK OF CHINA NY BR CD 0.85000% 01/27/2017 FDIC INSURED CPN PMT @ MATURITY ON JAN 27 1ST CPN DTE 01/27/2017 Average Unit Cost \$1.00 | 06426TNQ8 CASH | 248,000 | \$1.00059 | \$248,146.32 | | \$248,000.00 | \$146.32 |
| SOUTHWEST BK FT WORTH TEX 0.75000% 01/27/2017 CD FDIC INSURED CPN PMT MONTHLY Next Interest Payable: 12/27/16 Estimated Yield 0.75% Accrued Interest \$20.55 Average Unit Cost \$1.00 Adjusted Cost Basis | 844772AZ6 CASH | 250,000 | \$1.00043 | \$250,107.50 | \$1,875.00 | \$250,000.00 | |
| | | | | | | \$250,000.00 D | \$107.50 |
| WHITNEY BK GULFPORT MS CD 0.85000% 01/27/2017 FDIC INSURED CPN PMT @ MATURITY ON JAN 27 1ST CPN DTE 01/27/2017 Accrued Interest \$1784.58 Average Unit Cost \$1.00 | 966594AP8 CASH | 248,000 | \$1.00069 | \$248,171.12 | | \$248,000.00 | \$171.12 |

Fifth Third Securities, Inc.

Account carried with National Financial Services LLC, Member
NYSE, SIPC

MN _CEBCJMLWBBGKJCS_BBBBB 20161130

Statement for the Period November 1, 2016 to November 30, 2016

MEDINA CITY SCHOOLS - Corporation
Account Number: [REDACTED]



HOLDINGS > FIXED INCOME *continued*

| Description | Symbol/Cusip Account Type | Quantity | Estimated Price on 11/30/16 | Estimated Current Market Value | Estimated Annual Income | Original/Adjusted Cost Basis | Unrealized Gain (Loss) |
|---|------------------------------|----------|-----------------------------------|--------------------------------------|----------------------------|---------------------------------|---------------------------|
| BIDDEFORD SVGS BANK CD 0.70000% 01/30/2017 FDIC INSURED CPN PMT MONTHLY Next Interest Payable: 12/30/16 Estimated Yield 0.70% Accrued Interest \$14.38 Average Unit Cost \$1.00 Adjusted Cost Basis | 08883AAS1 CASH | 250,000 | \$1.00036 | \$250,090.00 | \$1,750.00 | \$250,000.00 | |
| | | | | | | \$250,000.00 D | \$90.00 |
| FIRST NIAGARA BK N A NY 0.80000% 01/30/2017 CD FDIC INSURED CPN PMT SEMI-ANNUAL ON JUL 30, JAN 30 Next Interest Payable: 01/30/17 Estimated Yield 0.80% Accrued Interest \$679.45 Average Unit Cost \$1.00 Adjusted Cost Basis | 33583CMP1 CASH | 250,000 | \$1.00052 | \$250,130.00 | \$2,000.00 | \$250,000.00 | |
| | | | | | | \$250,000.00 D | \$130.00 |
| MERRICK BK SOUTH JORDAN UTAH 0.75000% 01/30/2017 CD FDIC INSURED CPN PMT MONTHLY Next Interest Payable: 12/30/16 Estimated Yield 0.74% Accrued Interest \$15.41 Average Unit Cost \$1.00 Adjusted Cost Basis | 59013JDA4 CASH | 250,000 | \$1.00081 | \$250,202.50 | \$1,875.00 | \$250,000.00 | |
| | | | | | | \$250,000.00 D | \$202.50 |
| PEOPLES UNITED BANK CD 0.75000% 01/30/2017 FDIC INSURED CPN PMT SEMI-ANNUAL ON JUL 28, JAN 28 Next Interest Payable: 01/28/17 Estimated Yield 0.74% Accrued Interest \$647.26 Average Unit Cost \$1.00 Adjusted Cost Basis | 71270QLR5 CASH | 250,000 | \$1.00084 | \$250,210.00 | \$1,875.00 | \$250,000.00 | |
| | | | | | | \$250,000.00 D | \$210.00 |

Fifth Third Securities, Inc.

Account carried with National Financial Services LLC, Member
NYSE, SIPC

MN _CEBCJMLWBBGKJCS_BBBBB 20161130

Statement for the Period November 1, 2016 to November 30, 2016

MEDINA CITY SCHOOLS - Corporation
Account Number: [REDACTED]



HOLDINGS > FIXED INCOME *continued*

| Description | Symbol/Cusip Account Type | Quantity | Estimated Price on 11/30/16 | Estimated Current Market Value | Estimated Annual Income | Original/Adjusted Cost Basis | Unrealized Gain (Loss) |
|--|------------------------------|----------|-----------------------------------|--------------------------------------|----------------------------|---------------------------------|---------------------------|
| PLATINUM BK BRANDON FLA 0.70000% 02/06/2017 CD FDIC INSURED CPN PMT MONTHLY Next Interest Payable: 12/06/16 Estimated Yield 0.69% Accrued Interest \$119.86 Average Unit Cost \$1.00 Adjusted Cost Basis | 72766HBM6 CASH | 250,000 | \$1.00091 | \$250,227.50 | \$1,750.00 | \$250,000.00 | |
| | | | | | | \$250,000.00 D | \$227.50 |
| WINTER HILL BANK FSB 0.70000% 02/10/2017 FDIC INSURED CPN PMT MONTHLY Next Interest Payable: 12/11/16 Estimated Yield 0.69% Accrued Interest \$95.89 Average Unit Cost \$1.00 Adjusted Cost Basis | 975875AC9 CASH | 250,000 | \$1.00097 | \$250,242.50 | \$1,750.00 | \$250,000.00 | |
| | | | | | | \$250,000.00 D | \$242.50 |
| WELCH ST BK OKLA CD 0.70000% 02/17/2017 FDIC INSURED CPN PMT MONTHLY Next Interest Payable: 12/18/16 Estimated Yield 0.69% Accrued Interest \$62.33 Average Unit Cost \$1.00 Adjusted Cost Basis | 949095AR4 CASH | 250,000 | \$1.00104 | \$250,260.00 | \$1,750.00 | \$250,000.00 | |
| | | | | | | \$250,000.00 D | \$260.00 |
| BBCN BK LOS ANGELES CA 0.75000% 02/21/2017 CD FDIC INSURED CPN PMT MONTHLY Next Interest Payable: 12/20/16 Estimated Yield 0.75% Accrued Interest \$56.51 Average Unit Cost \$1.00 Adjusted Cost Basis | 073296BL8 CASH | 250,000 | \$1.00051 | \$250,127.50 | \$1,875.00 | \$250,000.00 | |
| | | | | | | \$250,000.00 D | \$127.50 |

Statement for the Period November 1, 2016 to November 30, 2016

MEDINA CITY SCHOOLS - Corporation
Account Number: [REDACTED]



HOLDINGS > FIXED INCOME *continued*

| Description | Symbol/Cusip Account Type | Quantity | Estimated Price on 11/30/16 | Estimated Current Market Value | Estimated Annual Income | Original/Adjusted Cost Basis | Unrealized Gain (Loss) |
|---|------------------------------|----------|-----------------------------------|--------------------------------------|----------------------------|---------------------------------|---------------------------|
| CENTENNIAL BK CENTENNIAL CO CD 1.05000% 10/30/2017 FDIC INSURED CPN PMT SEMI-ANNUAL ON JUL 29, JAN 29 Next Interest Payable: 01/29/17 Estimated Yield 1.04% Accrued Interest \$891.78 Average Unit Cost \$1.00 Adjusted Cost Basis | 15136JCG6 CASH | 248,000 | \$1.00264 | \$248,654.72 | \$2,604.00 | \$248,000.00 | |
| | | | | | | \$248,000.00 D | \$654.72 |
| BMO HARRIS BK NATL ASSN CHICAG CD 1.10000% 01/19/2018 FDIC INSURED CPN PMT SEMI-ANNUAL ON JUL 20, JAN 20 Next Interest Payable: 01/20/17 Estimated Yield 1.09% Accrued Interest \$1001.51 Average Unit Cost \$1.00 Adjusted Cost Basis | 05581WCD5 CASH | 248,000 | \$1.00679 | \$249,683.92 | \$2,728.00 | \$248,000.00 | |
| | | | | | | \$248,000.00 D | \$1,683.92 |
| ALLY BK MIDVALE UTAH CD 1.40000% 01/22/2018 FDIC INSURED CPN PMT SEMI-ANNUAL ON JUL 22, JAN 22 Next Interest Payable: 01/22/17 Estimated Yield 1.39% Accrued Interest \$1265.75 Average Unit Cost \$1.00 Adjusted Cost Basis | 02006LND1 CASH | 250,000 | \$1.00639 | \$251,597.50 | \$3,500.00 | \$250,000.00 | |
| | | | | | | \$250,000.00 D | \$1,597.50 |
| CAPITAL ONE BK USA NATL ASSN 1.25000% 01/22/2018 CD FDIC INSURED CPN PMT SEMI-ANNUAL ON JUL 22, JAN 22 Next Interest Payable: 01/22/17 Estimated Yield 1.24% Accrued Interest \$1130.14 Average Unit Cost \$1.00 Adjusted Cost Basis | 140420RH5 CASH | 250,000 | \$1.00469 | \$251,172.50 | \$3,125.00 | \$250,000.00 | |
| | | | | | | \$250,000.00 D | \$1,172.50 |

Fifth Third Securities, Inc.

Account carried with National Financial Services LLC, Member
NYSE, SIPC

MN _CEBCJMLWBBGKJCS_BBBBB 20161130

Statement for the Period November 1, 2016 to November 30, 2016

MEDINA CITY SCHOOLS - Corporation
Account Number: [REDACTED]



HOLDINGS > FIXED INCOME *continued*

| Description | Symbol/Cusip Account Type | Quantity | Estimated Price on 11/30/16 | Estimated Current Market Value | Estimated Annual Income | Original/Adjusted Cost Basis | Unrealized Gain (Loss) |
|--|------------------------------|----------|-----------------------------------|--------------------------------------|----------------------------|---------------------------------|---------------------------|
| GOLDMAN SACHS BK USA NY CD 1.40000% 01/22/2018 FDIC INSURED CPN PMT SEMI-ANNUAL ON JUL 21, JAN 21 Next Interest Payable: 01/21/17 Estimated Yield 1.39% Accrued Interest \$1275.34 Average Unit Cost \$1.00 Adjusted Cost Basis | 38148JHX2 CASH | 250,000 | \$1.00639 | \$251,597.50 | \$3,500.00 | \$250,000.00 | |
| | | | | | | \$250,000.00 D | \$1,597.50 |
| BMW BK NORTH AMER SALT LAKE 1.35000% 01/23/2018 CD FDIC INSURED CPN PMT SEMI-ANNUAL ON JUL 23, JAN 23 Next Interest Payable: 01/23/17 Estimated Yield 1.34% Accrued Interest \$1211.30 Average Unit Cost \$1.00 Adjusted Cost Basis | 05580ABB9 CASH | 250,000 | \$1.00583 | \$251,457.50 | \$3,375.00 | \$250,000.00 | |
| | | | | | | \$250,000.00 D | \$1,457.50 |
| DISCOVER BK CD 1.30000% 01/29/2018 FDIC INSURED CPN PMT SEMI-ANNUAL ON JUL 28, JAN 28 Next Interest Payable: 01/28/17 Estimated Yield 1.29% Accrued Interest \$1121.92 Average Unit Cost \$1.00 Adjusted Cost Basis | 254672GB8 CASH | 250,000 | \$1.00529 | \$251,322.50 | \$3,250.00 | \$250,000.00 | |
| | | | | | | \$250,000.00 D | \$1,322.50 |
| ISRAEL DISC BK NEW YORK N Y CD 1.25000% 01/29/2018 FDIC INSURED CPN PMT SEMI-ANNUAL ON JUL 28, JAN 28 Next Interest Payable: 01/28/17 Average Unit Cost \$1.00 | 465076JE8 CASH | 248,000 | \$1.00564 | \$249,398.72 | | \$248,000.00 | \$1,398.72 |

Fifth Third Securities, Inc.

Account carried with National Financial Services LLC, Member
NYSE, SIPC

MN _CEBCJMLWBBGKJCS_BBBBB 20161130

Statement for the Period November 1, 2016 to November 30, 2016

MEDINA CITY SCHOOLS - Corporation
Account Number: [REDACTED]



HOLDINGS > FIXED INCOME *continued*

| Description | Symbol/Cusip Account Type | Quantity | Estimated Price on 11/30/16 | Estimated Current Market Value | Estimated Annual Income | Original/Adjusted Cost Basis | Unrealized Gain (Loss) |
|---|------------------------------|----------|-----------------------------------|--------------------------------------|----------------------------|---------------------------------|---------------------------|
| SALLIE MAE BK SLT LAKE CITY UT CD 1.20000% 01/29/2018 FDIC INSURED CPN PMT SEMI-ANNUAL ON JUL 27, JAN 27 Next Interest Payable: 01/27/17 Estimated Yield 1.19% Accrued Interest \$1035.48 Average Unit Cost \$1.00 Adjusted Cost Basis | 795450XV2 CASH | 248,000 | \$1.00564 | \$249,398.72 | \$2,976.00 | \$248,000.00 | |
| | | | | | | \$248,000.00 D | \$1,398.72 |
| SYNOVUS BK COLUMBUS GA 1.10000% 01/29/2018 CD FDIC INSURED CPN PMT SEMI-ANNUAL ON JUL 29, JAN 29 Next Interest Payable: 01/29/17 Estimated Yield 1.09% Accrued Interest \$941.78 Average Unit Cost \$1.00 Adjusted Cost Basis | 87164DGM6 CASH | 250,000 | \$1.00298 | \$250,745.00 | \$2,750.00 | \$250,000.00 | |
| | | | | | | \$250,000.00 D | \$745.00 |
| AMERICAN EXPRESS CENTRN 1.30000% 01/30/2018 CD FDIC INSURED CPN PMT SEMI-ANNUAL ON JUL 30, JAN 30 Next Interest Payable: 01/30/17 Estimated Yield 1.29% Accrued Interest \$1104.11 Average Unit Cost \$1.00 Adjusted Cost Basis | 02587DXC7 CASH | 250,000 | \$1.00529 | \$251,322.50 | \$3,250.00 | \$250,000.00 | |
| | | | | | | \$250,000.00 D | \$1,322.50 |
| CARDINAL BK NATL ASSN VA 1.10000% 01/30/2018 CD FDIC INSURED CPN PMT MONTHLY Next Interest Payable: 12/30/16 Estimated Yield 1.09% Accrued Interest \$22.60 Average Unit Cost \$1.00 Adjusted Cost Basis | 14147VEK8 CASH | 250,000 | \$1.00298 | \$250,745.00 | \$2,750.00 | \$250,000.00 | |
| | | | | | | \$250,000.00 D | \$745.00 |

Fifth Third Securities, Inc.

Account carried with National Financial Services LLC, Member
NYSE, SIPC

MN _CEBCJMLWBGGKJCS_BBBBB 20161130

Statement for the Period November 1, 2016 to November 30, 2016

MEDINA CITY SCHOOLS - Corporation
Account Number: [REDACTED]



HOLDINGS > FIXED INCOME *continued*

| Description | Symbol/Cusip Account Type | Quantity | Estimated Price on 11/30/16 | Estimated Current Market Value | Estimated Annual Income | Original/Adjusted Cost Basis | Unrealized Gain (Loss) |
|--|------------------------------|----------|-----------------------------------|--------------------------------------|----------------------------|---------------------------------|---------------------------|
| CUSTOMERS BK PHOENIXVILLE PA 1.15000% 01/30/2018 CD FDIC INSURED CPN PMT MONTHLY Next Interest Payable: 12/30/16 Estimated Yield 1.14% Accrued Interest \$23.63 Average Unit Cost \$1.00 Adjusted Cost Basis | 23204HCK2 CASH | 250,000 | \$1.00356 | \$250,890.00 | \$2,875.00 | \$250,000.00 | |
| | | | | | | \$250,000.00 D | \$890.00 |
| MEDALLION BK UTAH CD 1.15000% 01/30/2018 FDIC INSURED CPN PMT SEMI-ANNUAL ON JUL 30, JAN 30 Next Interest Payable: 01/30/17 Estimated Yield 1.14% Accrued Interest \$976.71 Average Unit Cost \$1.00 Adjusted Cost Basis | 58403BU87 CASH | 250,000 | \$1.00355 | \$250,887.50 | \$2,875.00 | \$250,000.00 | |
| | | | | | | \$250,000.00 D | \$887.50 |
| FARM BUR BK FSB NV CD 1.05000% 02/02/2018 FDIC INSURED CPN PMT MONTHLY Next Interest Payable: 12/02/16 Estimated Yield 1.04% Accrued Interest \$208.56 Average Unit Cost \$1.00 Adjusted Cost Basis | 307660JC5 CASH | 250,000 | \$1.00238 | \$250,595.00 | \$2,625.00 | \$250,000.00 | |
| | | | | | | \$250,000.00 D | \$595.00 |
| BANK OF GEORGETOWN WASH DC CD 1.00000% 02/12/2018 FDIC INSURED CPN PMT SEMI-ANNUAL ON AUG 12, FEB 12 Next Interest Payable: 02/12/17 Estimated Yield 0.99% Accrued Interest \$754.19 Average Unit Cost \$1.00 Adjusted Cost Basis | 06424XCB6 CASH | 248,000 | \$1.00584 | \$249,448.32 | \$2,480.00 | \$248,000.00 | |
| | | | | | | \$248,000.00 D | \$1,448.32 |

Fifth Third Securities, Inc.

Account carried with National Financial Services LLC, Member
NYSE, SIPC

MN _CEBCJMLWBGGKJCS_BBBBB 20161130

Statement for the Period November 1, 2016 to November 30, 2016

MEDINA CITY SCHOOLS - Corporation
Account Number: [REDACTED]



HOLDINGS > FIXED INCOME *continued*

| Description | Symbol/Cusip Account Type | Quantity | Estimated Price on 11/30/16 | Estimated Current Market Value | Estimated Annual Income | Original/Adjusted Cost Basis | Unrealized Gain (Loss) |
|--|------------------------------|----------|-----------------------------------|--------------------------------------|----------------------------|---------------------------------|---------------------------|
| STEARNS BK NA ST CLOUD MN CD 1.000000% 02/12/2018 FDIC INSURED CPN PMT MONTHLY Next Interest Payable: 12/12/16 Estimated Yield 0.99% Accrued Interest \$129.10 Average Unit Cost \$1.00 Adjusted Cost Basis | 857894QQ5 CASH | 248,000 | \$1.00522 | \$249,294.56 | \$2,480.00 | \$248,000.00 | |
| | | | | | | \$248,000.00 D | \$1,294.56 |
| LANDMARK CMNTY BK TN CD 1.050000% 02/13/2018 FDIC INSURED CPN PMT MONTHLY Next Interest Payable: 12/13/16 Estimated Yield 1.04% Accrued Interest \$129.45 Average Unit Cost \$1.00 Adjusted Cost Basis | 51507LAS3 CASH | 250,000 | \$1.00235 | \$250,587.50 | \$2,625.00 | \$250,000.00 | |
| | | | | | | \$250,000.00 D | \$587.50 |
| BANK NORTH CAROLINA NC CD 1.050000% 02/20/2018 FDIC INSURED CPN PMT MONTHLY Next Interest Payable: 12/19/16 Estimated Yield 1.04% Accrued Interest \$85.61 Average Unit Cost \$1.00 Adjusted Cost Basis | 06414QXP9 CASH | 248,000 | \$1.00537 | \$249,331.76 | \$2,604.00 | \$248,000.00 | |
| | | | | | | \$248,000.00 D | \$1,331.76 |
| EAGLEBANK BETHESDA MD CD 1.000000% 02/20/2018 FDIC INSURED CPN PMT MONTHLY Next Interest Payable: 12/19/16 Estimated Yield 0.99% Accrued Interest \$82.19 Average Unit Cost \$1.00 Adjusted Cost Basis | 27002YCS3 CASH | 250,000 | \$1.00525 | \$251,312.50 | \$2,500.00 | \$250,000.00 | |
| | | | | | | \$250,000.00 D | \$1,312.50 |

Fifth Third Securities, Inc.

Account carried with National Financial Services LLC, Member
NYSE, SIPC

MN _CEBCJMLWBBGKJCS_BBBBB 20161130

Statement for the Period November 1, 2016 to November 30, 2016

MEDINA CITY SCHOOLS - Corporation
Account Number: [REDACTED]



HOLDINGS > FIXED INCOME *continued*

| Description | Symbol/Cusip Account Type | Quantity | Estimated Price on 11/30/16 | Estimated Current Market Value | Estimated Annual Income | Original/Adjusted Cost Basis | Unrealized Gain (Loss) |
|--|------------------------------|----------|-----------------------------------|--------------------------------------|----------------------------|---------------------------------|---------------------------|
| KEY BK NATL ASSN OHIO CD 1.15000% 02/20/2018 FDIC INSURED CPN PMT SEMI-ANNUAL ON AUG 17, FEB 17 Next Interest Payable: 02/17/17 Estimated Yield 1.14% Accrued Interest \$828.25 Average Unit Cost \$1.00 Adjusted Cost Basis | 49306SWE2 CASH | 248,000 | \$1.00538 | \$249,334.24 | \$2,852.00 | \$248,000.00 | |
| | | | | | | \$248,000.00 D | \$1,334.24 |
| COMMUNITY FINL SVCS BK KY CD 1.05000% 05/17/2018 FDIC INSURED CPN PMT MONTHLY Next Interest Payable: 12/17/16 Estimated Yield 1.04% Accrued Interest \$99.88 Average Unit Cost \$1.00 Adjusted Cost Basis | 20364ABC8 CASH | 248,000 | \$1.00191 | \$248,473.68 | \$2,604.00 | \$248,000.00 | |
| | | | | | | \$248,000.00 D | \$473.68 |
| FIRSTBANK PR SANTURCE CD 1.35000% 07/30/2018 FDIC INSURED CPN PMT MONTHLY Next Interest Payable: 12/29/16 Estimated Yield 1.34% Accrued Interest \$18.35 Average Unit Cost \$1.00 Adjusted Cost Basis | 33767AUS8 CASH | 248,000 | \$1.00627 | \$249,554.96 | \$3,348.00 | \$248,000.00 | |
| | | | | | | \$248,000.00 D | \$1,554.96 |
| ORIENTAL B&T SAN JUAN PR CD 1.30000% 08/10/2018 FDIC INSURED CPN PMT SEMI-ANNUAL ON AUG 10, FEB 10 Next Interest Payable: 02/10/17 Estimated Yield 1.28% Accrued Interest \$998.11 Average Unit Cost \$1.00 Adjusted Cost Basis | 686184WR9 CASH | 248,000 | \$1.00844 | \$250,093.12 | \$3,224.00 | \$248,000.00 | |
| | | | | | | \$248,000.00 D | \$2,093.12 |

Fifth Third Securities, Inc.

Account carried with National Financial Services LLC, Member
NYSE, SIPC

MN _CEBCJMLWBBGKJCS_BBBBB 20161130

Statement for the Period November 1, 2016 to November 30, 2016

MEDINA CITY SCHOOLS - Corporation
Account Number: [REDACTED]



HOLDINGS > FIXED INCOME *continued*

| Description | Symbol/Cusip Account Type | Quantity | Estimated Price on 11/30/16 | Estimated Current Market Value | Estimated Annual Income | Original/Adjusted Cost Basis | Unrealized Gain (Loss) |
|--|------------------------------|------------------|-----------------------------------|--------------------------------------|----------------------------|---------------------------------|---------------------------|
| FIRST FINL NORTHWEST BK RENTON CD 1.15000% 08/20/2018 FDIC INSURED CPN PMT MONTHLY Next Interest Payable: 12/19/16 Estimated Yield 1.14% Accrued Interest \$93.76 Average Unit Cost \$1.00 Adjusted Cost Basis | 32022MAG3 CASH | 248,000 | \$1.00281 | \$248,696.88 | \$2,852.00 | \$248,000.00 | |
| | | | | | | \$248,000.00 D | \$696.88 |
| Total CDs | | | | \$10,001,997.22 | \$91,877.00 | \$9,970,000.00 | \$31,997.22 |
| Total Fixed Income | | 9,970,000 | | \$10,001,997.22 | \$91,877.00 | \$9,970,000.00 | \$31,997.22 |
| Total Securities | | | | \$10,001,997.22 | \$91,877.00 | \$9,970,000.00 | \$31,997.22 |
| TOTAL PORTFOLIO VALUE | | | | \$10,009,609.19 | \$91,877.00 | \$9,970,000.00 | \$31,997.22 |

Activity

NFS-provided cost basis, realized gain (loss) and holding period information may not reflect all adjustments necessary for tax purposes. Please refer to Footnotes and Cost Basis Information at the end of this statement for more information.

CORE FUND ACTIVITY

| Settlement Date | Account Type | Transaction | Description | Quantity | Amount |
|--------------------|-----------------|-------------|---|----------|------------|
| 11/01/16 | CASH | YOU BOUGHT | FEDERATED US TREAS OBLIGATION INSTIT @ 1 | 1.44 | (\$1.44) |
| 11/02/16 | CASH | YOU BOUGHT | FEDERATED US TREAS OBLIGATION INSTIT @ 1 | 222.95 | (\$222.95) |
| 11/07/16 | CASH | YOU BOUGHT | FEDERATED US TREAS OBLIGATION INSTIT @ 1 | 148.63 | (\$148.63) |

Statement for the Period November 1, 2016 to November 30, 2016

MEDINA CITY SCHOOLS - Corporation
Account Number: [REDACTED]



CORE FUND ACTIVITY *continued*

| Settlement Date | Account Type | Transaction | Description | Quantity | Amount |
|---------------------------------|--------------|-------------|--|----------|---------------------|
| 11/11/16 | CASH | YOU BOUGHT | FEDERATED US TREAS OBLIGATION INSTIT @ 1 | 148.63 | (\$148.63) |
| 11/14/16 | CASH | YOU BOUGHT | FEDERATED US TREAS OBLIGATION INSTIT @ 1 | 433.58 | (\$433.58) |
| 11/17/16 | CASH | YOU BOUGHT | FEDERATED US TREAS OBLIGATION INSTIT @ 1 | 221.16 | (\$221.16) |
| 11/18/16 | CASH | YOU BOUGHT | FEDERATED US TREAS OBLIGATION INSTIT @ 1 | 148.63 | (\$148.63) |
| 11/21/16 | CASH | YOU BOUGHT | FEDERATED US TREAS OBLIGATION INSTIT @ 1 | 834.96 | (\$834.96) |
| 11/23/16 | CASH | YOU BOUGHT | FEDERATED US TREAS OBLIGATION INSTIT @ 1 | 477.75 | (\$477.75) |
| 11/28/16 | CASH | YOU BOUGHT | FEDERATED US TREAS OBLIGATION INSTIT @ 1 | 159.25 | (\$159.25) |
| 11/29/16 | CASH | YOU BOUGHT | FEDERATED US TREAS OBLIGATION INSTIT @ 1 | 284.35 | (\$284.35) |
| 11/30/16 | CASH | YOU BOUGHT | FEDERATED US TREAS OBLIGATION INSTIT @ 1 | 785.62 | (\$785.62) |
| TOTAL CORE FUND ACTIVITY | | | | | (\$3,866.95) |

ACTIVITY > INCOME > TAXABLE INCOME

| Settlement Date | Account Type | Transaction | Description | Quantity | Amount |
|-----------------|--------------|-------------|-------------|----------|--------|
|-----------------|--------------|-------------|-------------|----------|--------|

Taxable Dividends

Fifth Third Securities, Inc.

MN _CEBCJMLWBGGKJCS_BBBBB 20161130

Account carried with National Financial Services LLC, Member
NYSE, SIPC

Statement for the Period November 1, 2016 to November 30, 2016

MEDINA CITY SCHOOLS - Corporation
Account Number: [REDACTED]



ACTIVITY > INCOME > TAXABLE INCOME *continued*

| Settlement Date | Account Type | Transaction | Description | Quantity | Amount |
|--------------------------------|--------------|-------------------|---|----------|---------------|
| 10/31/16 | CASH | DIVIDEND RECEIVED | FEDERATED US TREAS OBLIGATION INSTIT DIVIDEND RECEIVED | | \$1.44 |
| Total Taxable Dividends | | | | | \$1.44 |
| Taxable Interest | | | | | |
| 11/02/16 | CASH | INTEREST | FARM BUR BK FSB NV CD 1.05000% 02/02/2018 | | \$222.95 |
| 11/06/16 | CASH | INTEREST | PLATINUM BK BRANDON FLA 0.70000% 02/06/2017 CD | | \$148.63 |
| 11/11/16 | CASH | INTEREST | WINTER HILL BANK FSB 0.70000% 02/10/2017 | | \$148.63 |
| 11/12/16 | CASH | INTEREST | STEARNS BK NA ST CLOUD MN CD 1.00000% 02/12/2018 | | \$210.63 |
| 11/13/16 | CASH | INTEREST | LANDMARK CMNTY BK TN CD 1.05000% 02/13/2018 | | \$222.95 |
| 11/17/16 | CASH | INTEREST | COMMUNITY FINL SVCS BK KY CD 1.05000% 05/17/2018 | | \$221.16 |
| 11/18/16 | CASH | INTEREST | WELCH ST BK OKLA CD 0.70000% 02/17/2017 | | \$148.63 |
| 11/19/16 | CASH | INTEREST | BANK NORTH CAROLINA NC CD 1.05000% 02/20/2018 | | \$221.16 |
| 11/19/16 | CASH | INTEREST | EAGLEBANK BETHESDA MD CD 1.00000% 02/20/2018 | | \$212.33 |
| 11/19/16 | CASH | INTEREST | FIRST FINL NORTHWEST BK RENTON CD 1.15000% 08/20/2018 | | \$242.22 |

Fifth Third Securities, Inc.

Account carried with National Financial Services LLC, Member
NYSE, SIPC

MN _CEBCJMLWBGGKJCS_BBBBB 20161130

Statement for the Period November 1, 2016 to November 30, 2016

MEDINA CITY SCHOOLS - Corporation
Account Number: [REDACTED]



ACTIVITY > INCOME > TAXABLE INCOME *continued*

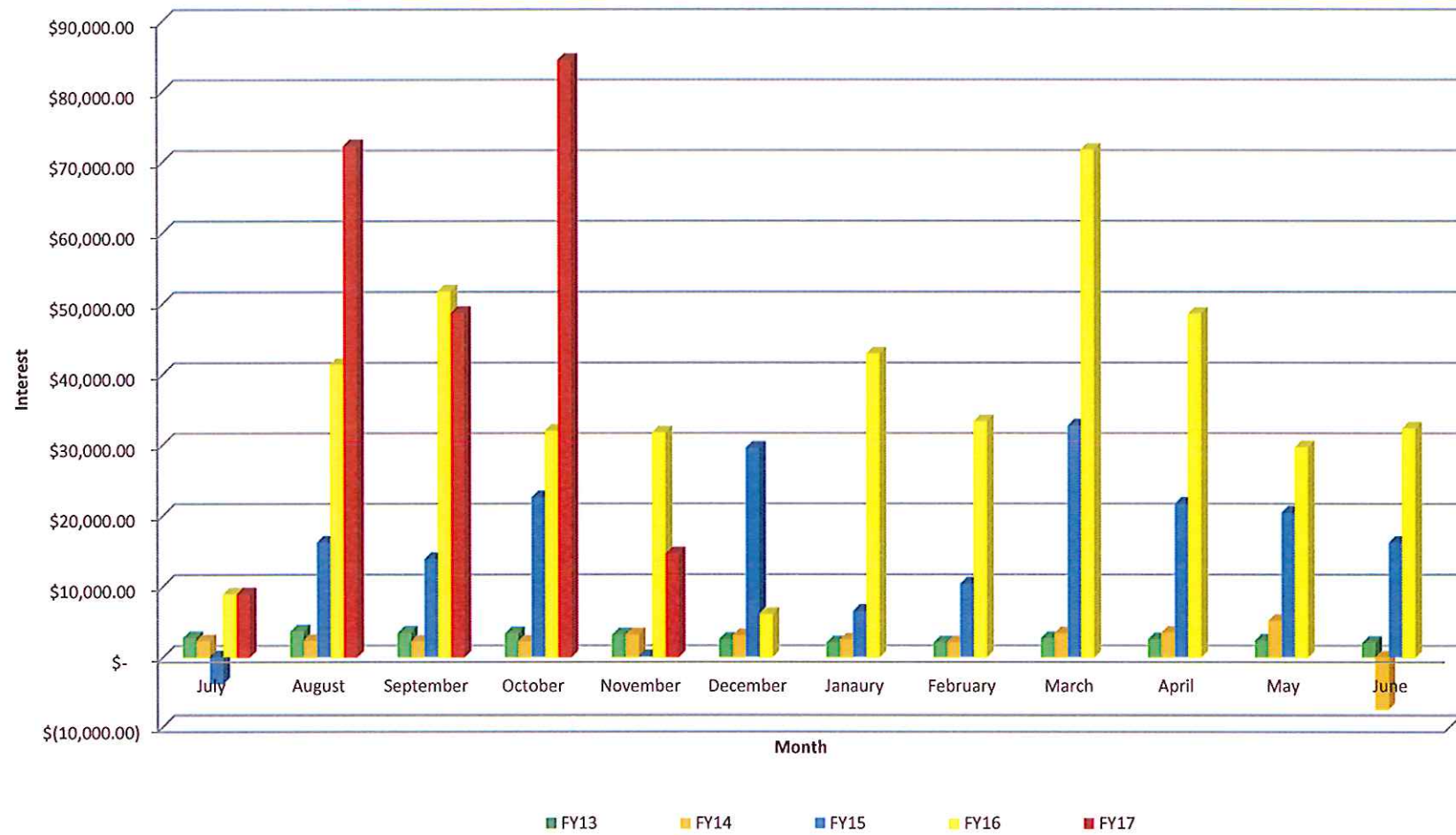
| Settlement Date | Account Type | Transaction | Description | Quantity | Amount |
|-------------------------------|--------------|-------------|--|----------|-------------------|
| 11/20/16 | CASH | INTEREST | BBCN BK LOS ANGELES CA 0.75000% 02/21/2017 CD | | \$159.25 |
| 11/23/16 | CASH | INTEREST | BANK RHODE IS PROVIDENCE RI 0.75000% 01/23/2017 CD | | \$159.25 |
| 11/23/16 | CASH | INTEREST | BROOKLINE BK MASS CD 0.75000% 01/23/2017 | | \$159.25 |
| 11/23/16 | CASH | INTEREST | FIRST IPSWICH BANCORP 0.75000% 01/23/2017 CD | | \$159.25 |
| 11/27/16 | CASH | INTEREST | SOUTHWEST BK FT WORTH TEX 0.75000% 01/27/2017 CD | | \$159.25 |
| 11/29/16 | CASH | INTEREST | FIRSTBANK PR SANTURCE CD 1.35000% 07/30/2018 | | \$284.35 |
| 11/30/16 | CASH | INTEREST | BIDDEFORD SVGS BANK CD 0.70000% 01/30/2017 | | \$148.63 |
| 11/30/16 | CASH | INTEREST | CARDINAL BK NATL ASSN VA 1.10000% 01/30/2018 CD | | \$233.56 |
| 11/30/16 | CASH | INTEREST | CUSTOMERS BK PHOENIXVILLE PA 1.15000% 01/30/2018 CD | | \$244.18 |
| 11/30/16 | CASH | INTEREST | MERRICK BK SOUTH JORDAN UTAH 0.75000% 01/30/2017 CD | | \$159.25 |
| Total Taxable Interest | | | | | \$3,865.51 |
| Total Taxable Income | | | | | \$3,866.95 |
| TOTAL INCOME | | | | | \$3,866.95 |

Fifth Third Securities, Inc.

MN _CEBCJMLWBGGKJCS_BBBBB 20161130

Account carried with National Financial Services LLC, Member
NYSE, SIPC

Total Monthly Interest Earnings



F I N A N C I A L S U M M A R Y R E P O R T
Processing Month: November 2016
MEDINA CITY SCHOOL DISTRICT

| Fnd | Sec | Description | Beginning Balance | MTD Revenues | FYTD Revenues | MTD Expenditures | FYTD Expenditures | Current Available Balance |
|-----|------|---------------------------|----------------------|-----------------|------------------|---------------------|----------------------|---------------------------------|
| 001 | 0000 | GENERAL FUND | 37,712,097.32 | 2,254,517.49 | 33,069,610.90 | 5,183,644.56 | 29,870,619.72 | 40,911,088.50 |
| 002 | 0000 | BOND RETIREMENT | 1,168,689.28 | 4,699.77 | 681,095.63 | .00 | 9,363.63 | 1,840,421.28 |
| 002 | 9000 | BOND RETIREMENT - NEW ELE | 3,752,479.16 | 13,707.63 | 1,986,543.94 | 4,762,668.25 | 4,789,979.04 | 949,044.06 |
| 002 | 9012 | LOCAL SALES TAX RETIREMEN | 102,250.00 | .00 | .00 | .00 | .00 | 102,250.00 |
| 002 | 9014 | CONSOLIDATION - ENERGY & | .07 | .00 | 314,906.25 | .00 | 314,906.21 | .11 |
| 003 | 0000 | PERMANENT IMPROVEMENT FUN | 4,628.88 | .00 | 122,000.00 | .00 | .00 | 126,628.88 |
| 003 | 9000 | PERMANENT IMPROVEMENT FUN | 989.14 | .00 | .00 | .00 | .00 | 989.14 |
| 003 | 9001 | MEDINA CITY REC CENTER-PE | 466,394.26 | .00 | .00 | .00 | 10,581.06 | 455,813.20 |
| 006 | 0000 | LUNCHROOM FUND | 89,701.54 | 250,101.59 | 820,042.34 | 170,801.31 | 880,383.07 | 29,360.81 |
| 007 | 9004 | COLLINS SCHOLARSHIP/POST- | .97 | .00 | .00 | .00 | .00 | .97 |
| 007 | 9110 | ART TRUST - GARFIELD | 9,909.26 | 4.77 | 55.06 | .00 | .00 | 9,964.32 |
| 007 | 9333 | RIOS STUDENT LEADER SCHOL | 26,740.49 | 12.87 | 148.55 | .00 | .00 | 26,889.04 |
| 007 | 9901 | BIXLER SCHOLARSHIP FUND | 125.00 | .00 | .00 | .00 | .00 | 125.00 |
| 008 | 9002 | KANEHL MUSIC TRUST | 27,959.58 | 13.43 | 155.30 | .00 | .00 | 28,114.88 |
| 008 | 9003 | RICHARD HOFFMAN COLLINS M | 542,347.79 | 150.59 | 9,037.58 | .00 | .00 | 551,385.37 |
| 008 | 9112 | ELAINE BUSHMAN FUND | 16,635.23 | 5.94 | 246.16 | .00 | .00 | 16,881.39 |
| 009 | 9000 | STAR | 6,734.50 | 746.00 | 16,639.00 | .00 | .00 | 23,373.50 |
| 009 | 9110 | UNIFORM SUPPLIES GARFIELD | 8,877.57 | 113.00 | 3,024.00 | 410.85 | 1,481.02 | 10,420.55 |
| 009 | 9120 | UNIFORM SUPPLIES - CANAVA | 14,346.37 | 82.50 | 7,085.99 | 228.11 | 10,762.15 | 10,670.21 |
| 009 | 9130 | UNIFORM SUPPLIES - FENN | 27,705.36 | 395.00 | 8,375.60 | .00 | 12,104.95 | 23,976.01 |
| 009 | 9140 | UNIFORM SUPPLIES - HERITA | 8,180.96 | 538.00 | 7,416.86 | 1,486.26 | 12,623.06 | 2,974.76 |
| 009 | 9160 | UNIFORM SUPPLIES - BLAKE | 2,404.24 | 492.00 | 10,952.60 | .00 | 12,529.82 | 827.02 |
| 009 | 9170 | UNIFORM SUPPLIES - RALPH | 10,647.11 | 740.50 | 14,099.00 | 118.13 | 12,788.40 | 11,957.71 |
| 009 | 9180 | UNIFORM SUPPLIES - ELIZA | 10,770.06 | 437.74 | 8,933.65 | 30.21 | 12,335.44 | 7,368.27 |
| 009 | 9200 | UNIFORM SUPPLIES - CLAGGE | 68,442.74 | 811.00 | 16,690.00 | 10,107.53 | 32,760.11 | 52,372.63 |
| 009 | 9210 | UNIFORM SUPPLIES - A.I. R | 19,515.85 | 942.00 | 21,898.25 | 7,178.45 | 29,345.07 | 12,069.03 |
| 009 | 9300 | UNIFORM SUPPLIES - SENIOR | 69,257.47 | 5,712.19 | 57,576.89 | 27,611.31 | 65,528.12 | 61,306.24 |
| 009 | 9304 | AVIATION/PHOTOGRAPHY | 3.87 | .00 | .00 | .00 | .00 | 3.87 |
| 014 | 9016 | MEDINA CNTY JUV DET CNTR | 93,334.19 | 8,820.00 | 23,594.40 | 21,699.05 | 118,276.86 | 1,348.27- |
| 014 | 9111 | CFIT FY11 | 5,550.01 | .00 | .00 | .00 | .00 | 5,550.01 |
| 014 | 9115 | EVOLVE FY 15 | 20,524.40 | .00 | .00 | .00 | 8.32 | 20,516.08 |
| 014 | 9116 | EVOLVE FY 16 | 296,597.39 | 21,850.00 | 40,850.00 | 76,055.29 | 242,878.02 | 94,569.37 |
| 016 | 0000 | EMERGENCY LEVY | 10,664,446.47 | 1,529.74 | 3,327,918.69 | 274,241.15 | 1,468,680.97 | 12,523,684.19 |
| 018 | 0000 | PRINT SHOP | 6,683.33 | .00 | .00 | .00 | .00 | 6,683.33 |
| 018 | 9000 | PUBLIC SCHOOL SUPPORT - S | 16.70 | .00 | .00 | .00 | .00 | 16.70 |
| 018 | 9110 | PRINCIPAL'S FUND - GARFIE | 33,745.23 | 128.40 | 502.16 | 300.49 | 1,443.60 | 32,803.79 |
| 018 | 9111 | GARFIELD SCHOOL STORE | 867.30 | .00 | .00 | .00 | 50.00 | 817.30 |
| 018 | 9113 | GARFIELD MEDIA CENTER | 645.76 | .00 | 41.78 | .00 | 11.23 | 676.31 |
| 018 | 9120 | PRINCIPAL - CANAVAN | 49,493.16 | 1,208.70 | 1,304.90 | 1,811.29 | 4,959.17 | 45,838.89 |
| 018 | 9122 | CANAVAN SCHOOL STORE | 586.69 | .00 | .00 | .00 | .00 | 586.69 |
| 018 | 9123 | BOOK FAIR - CANAVAN | 9,358.76 | 3,343.56 | 4,101.71 | 5,201.40 | 5,612.05 | 7,848.42 |
| 018 | 9130 | PRINCIPAL - FENN | 40,148.86 | 510.84 | 4,798.54 | 2,190.73 | 13,529.07 | 31,418.33 |
| 018 | 9132 | FENN SCHOOL STORE | 907.38 | 116.53 | 249.93 | .00 | 396.23 | 761.08 |
| 018 | 9133 | BOOK FAIR - FENN | 8,089.98 | 16.00 | 32.45 | .00 | 7,964.74 | 157.69 |
| 018 | 9135 | MEDINA SKI TEAM - DISTRIC | 7,501.68 | 475.00 | 525.00 | .00 | .00 | 8,026.68 |
| 018 | 9140 | PRINCIPAL'S FUND - HERITA | 28,164.94 | 18.80 | 513.40 | 429.36 | 4,116.20 | 24,562.14 |

F I N A N C I A L S U M M A R Y R E P O R T
Processing Month: November 2016
MEDINA CITY SCHOOL DISTRICT

| Fnd | Scc | Description | Beginning Balance | MTD Revenues | FYTD Revenues | MTD Expenditures | FYTD Expenditures | Current Available Balance |
|-----|------|---------------------------|----------------------|-----------------|------------------|---------------------|----------------------|---------------------------------|
| 018 | 9143 | HERITAGE MEDIA CENTER | 15,479.53 | .00 | 5,126.69 | .00 | 5,326.16 | 15,280.06 |
| 018 | 9160 | PRINCIPAL'S FUND - H G BL | 42,919.81 | 747.63 | 1,515.23 | 5,717.08 | 8,184.23 | 36,250.81 |
| 018 | 9161 | LEADER IN ME - BLAKE | 3,656.43 | .00 | .00 | .00 | .00 | 3,656.43 |
| 018 | 9163 | BLAKE MEDIA CENTER | 16,105.84 | 682.82 | 5,180.26 | .00 | 1,173.20 | 20,112.90 |
| 018 | 9170 | PRINCIPALS FUND - RALPH W | 68,266.80 | .00 | .00 | 549.59 | 3,714.85 | 64,551.95 |
| 018 | 9171 | WAITE SCHOOL STORE | 50.00 | .00 | .00 | .00 | .00 | 50.00 |
| 018 | 9173 | MEDIA CENTER RALPH WAITE | 5,248.50 | 8,485.63 | 8,528.62 | .00 | .00 | 13,777.12 |
| 018 | 9174 | FIELD TRIPS RALPH WAITE E | 11,388.97 | .00 | 86.80 | .00 | .00 | 11,475.77 |
| 018 | 9180 | PRINCIPALS FUND ELIZA NOR | 39,441.68 | .00 | 193.99 | 59.49 | 3,090.00 | 36,545.67 |
| 018 | 9181 | NORTHROP ELEMENTARY SCHOO | 1,719.44 | .00 | .00 | .00 | .00 | 1,719.44 |
| 018 | 9183 | MEDIA CENTER ELIZA NORTHR | 6,080.59 | 6,069.63 | 6,069.63 | 169.25 | 169.25 | 11,980.97 |
| 018 | 9184 | FIELD TRIPS ELIZA NORTHR | 146.00 | .00 | .00 | .00 | .00 | 146.00 |
| 018 | 9200 | PRINCIPAL'S FUND - CLAGGE | 90,721.01 | 1,791.03 | 4,899.54 | 1,264.60 | 7,668.18 | 87,952.37 |
| 018 | 9203 | CLAGGETT M.S. MEDIA CENTE | 3,474.75 | 4,248.14 | 4,270.11 | .00 | 106.41 | 7,638.45 |
| 018 | 9210 | PRINCIPAL'S FUND - ROOT M | 18,522.52 | 1,862.00- | 3,361.45 | 383.19 | 2,240.68 | 19,643.29 |
| 018 | 9211 | ROOT M.S. MEDIA CENTER | 8,259.28 | 3,404.76 | 3,418.72 | .00 | 331.90 | 11,346.10 |
| 018 | 9212 | ROOT M.S. - WASHINGTON TR | 355.00 | .00 | .00 | .00 | .00 | 355.00 |
| 018 | 9213 | SPECIAL FUNDRAISER - ROOT | .00 | 36,217.00 | 36,217.00 | 22,987.19 | 22,987.19 | 13,229.81 |
| 018 | 9300 | PRINCIPAL'S FUND - SENIOR | 82,036.10 | 5,649.23 | 32,230.36 | 414.78 | 42,819.51 | 71,446.95 |
| 018 | 9301 | MEDIA CENTER FUND | 1,372.80 | 10.00 | 20.00 | .00 | 50.00 | 1,342.80 |
| 018 | 9302 | SPECIAL FUNDRAISER - SENI | 37,086.18 | .00 | .00 | .00 | .00 | 37,086.18 |
| 018 | 9303 | PERFORMING ARTS | 111,087.98 | 8,801.00 | 18,781.00 | 9,813.37 | 23,550.36 | 106,318.62 |
| 018 | 9304 | BATTLING BEES BOOKSTORE | 12,452.52 | 1,690.20 | 5,797.49 | 2,237.70 | 5,270.33 | 12,979.68 |
| 018 | 9305 | FLEXIBLE CREDIT FUND | 7,124.67 | 100.00 | 350.00 | .00 | 240.11 | 7,234.56 |
| 018 | 9900 | INSERVICE - CENTRAL | 3,702.01 | .00 | .00 | .00 | .00 | 3,702.01 |
| 018 | 9901 | PUBLIC SCHOOL SUPPORT - I | 10,119.35 | .00 | .00 | .00 | 1,896.47 | 8,222.88 |
| 018 | 9902 | INSERVICE - SUPERINTENDEN | 24,720.92 | .00 | .00 | .00 | .00 | 24,720.92 |
| 018 | 9903 | BOARD/STUDENT DEVELOPMENT | 2,800.00 | .00 | .00 | .00 | .00 | 2,800.00 |
| 018 | 9904 | WELLNESS FUND | 502.00 | .00 | .00 | .00 | .00 | 502.00 |
| 018 | 9905 | PUBLIC SCHOOL SUPPORT/STU | 48,134.12 | .00 | 16,000.00 | 922.66 | 2,167.99 | 61,966.13 |
| 018 | 9906 | COMMUNICATIONS - PUBLIC S | 504.69 | 270.00 | 2,836.00 | 199.00 | 2,228.50 | 1,112.19 |
| 018 | 9910 | MAINTENANCE DEPARTMENT | 3,902.36 | .00 | .00 | .00 | .00 | 3,902.36 |
| 018 | 9920 | TRSP FUND | 2,882.18 | .00 | .00 | .00 | .00 | 2,882.18 |
| 018 | 9930 | Resource Connection | 1,500.00 | .00 | .00 | .00 | .00 | 1,500.00 |
| 019 | 9000 | ADAMH GRANT | .00 | .00 | 6,000.00 | .00 | 1,140.00 | 4,860.00 |
| 019 | 9017 | MCDAC GRANT FY17 | .00 | .00 | 41,184.00 | 12,899.18 | 42,480.04 | 1,296.04- |
| 019 | 9018 | LOWE'S LIGHT UP GARFIELD | 48.08 | .00 | .00 | .00 | .00 | 48.08 |
| 019 | 9020 | RIF PROGRAM GRANT - NORTH | 400.73 | .00 | .00 | .00 | .00 | 400.73 |
| 019 | 9021 | JENNINGS - BLAKE - BRYNIA | .82 | .00 | .00 | .00 | .00 | .82 |
| 019 | 9023 | PUBLIC EDUCATION LEADERSH | .01 | .00 | .00 | .00 | .00 | .01 |
| 019 | 9029 | MARTHA HOLDEN JENNINGS GR | 6.82 | .00 | .00 | .00 | .00 | 6.82 |
| 019 | 9030 | PERFORMANCE BASED ASSESSM | 79.76 | .00 | .00 | .00 | .00 | 79.76 |
| 019 | 9031 | PBA FY11 | 256.96 | .00 | .00 | .00 | .00 | 256.96 |
| 019 | 9113 | ACS-HACH CHEMISTRY GRANT | 96.34 | .00 | .00 | .00 | .00 | 96.34 |
| 019 | 9180 | PPG INNOVATIVE CLASSROOM | 15.31 | .00 | .00 | .00 | .00 | 15.31 |
| 019 | 9213 | VIDEO CLUB GRANT - MHS | 2.82 | .00 | .00 | .00 | .00 | 2.82 |

F I N A N C I A L S U M M A R Y R E P O R T
Processing Month: November 2016
MEDINA CITY SCHOOL DISTRICT

| Fnd | Sc | Description | Beginning Balance | MTD Revenues | FYTD Revenues | MTD Expenditures | FYTD Expenditures | Current Available Balance |
|-----|------|---------------------------|----------------------|-----------------|------------------|---------------------|----------------------|---------------------------------|
| 019 | 9313 | JENNINGS - NORTHROP - MIL | 13.86 | .00 | .00 | .00 | .00 | 13.86 |
| 019 | 9413 | 3M AND OTHER GRANT | 152.03 | .00 | .00 | .00 | .00 | 152.03 |
| 019 | 9513 | NEA STUDENT ACHIEVEMENT G | 191.88 | .00 | .00 | .00 | .00 | 191.88 |
| 019 | 9613 | FUEL UP - CONDOSTA - ROOT | 1,068.05 | .00 | .00 | .00 | .00 | 1,068.05 |
| 019 | 9715 | FUEL UP - BLAKE | 28.57 | .00 | 500.00 | .00 | .00 | 528.57 |
| 020 | 9001 | TRANSPORTATION ENTERPRISE | 50,739.50 | 402.00 | 4,995.74 | 132.02 | 406.00 | 55,329.24 |
| 022 | 9000 | Unclaimed funds | 20,657.98 | .00 | 5,628.23 | .00 | 2,000.00 | 24,286.21 |
| 022 | 9093 | DIVERSION PROGRAM FED MON | 1,000.00 | .00 | .00 | .00 | .00 | 1,000.00 |
| 022 | 9094 | DIVERSION PROGRAM - FED. | 1,000.00 | .00 | .00 | .00 | .00 | 1,000.00 |
| 022 | 9300 | OH HIGH SCHOOL ATH ASSOC | 396.90 | 22,419.69 | 30,037.69 | 4,525.00 | 4,525.00 | 25,909.59 |
| 024 | 9001 | MEDICAL AND DRUG/SELF INS | 5,566,015.91 | 704,138.75 | 3,542,108.93 | 731,522.67 | 3,027,196.22 | 6,080,928.62 |
| 024 | 9002 | DENTAL SELF INSURANCE FUN | 428,655.30 | 54,957.34 | 206,191.12 | 54,713.32 | 271,621.05 | 363,225.37 |
| 024 | 9094 | FLEX PRO | 28,702.24 | 18,832.74 | 37,665.48 | 15,181.89 | 31,093.56 | 35,274.16 |
| 027 | 0000 | WORKMANS COMP.-SELF INS | 158,639.01 | 11,168.42 | 57,934.94 | 2,685.35 | 18,067.40 | 198,506.55 |
| 071 | 9013 | LOCAL SALES TAX PERMANENT | 2,774,714.21 | .00 | 1,506,237.19 | 111,496.51 | 950,239.81 | 3,330,711.59 |
| 200 | 9110 | GARFIELD STUDENT COUNCIL/ | 1,543.81 | .73 | 8.49 | .00 | 37.12 | 1,515.18 |
| 200 | 9121 | ELLA CANAVAN STUDENT COUN | 797.51 | .34 | 4.30 | 66.75 | 97.62 | 704.19 |
| 200 | 9134 | FENN STUDENT BUSINESS | 8.44 | .00 | .00 | .00 | .00 | 8.44 |
| 200 | 9140 | STUDENT COUNCIL - HERITAG | 145.43 | .07 | .80 | .00 | .00 | 146.23 |
| 200 | 9184 | NORTHRUP ELEMENTARY STUDE | 46.56 | .02 | .26 | .00 | .00 | 46.82 |
| 200 | 9185 | K-KIDS KIWANIS ACTIVITY C | 3,491.72 | 701.44 | 1,800.66 | 799.00 | 817.66 | 4,474.72 |
| 200 | 9202 | CLAGGETT MIDDLE SCH. STUD | 4,873.63 | 18.13 | 2,336.48 | 272.20 | 1,193.93 | 6,016.18 |
| 200 | 9204 | CLAGGETT MIDDLE SCHOOL CH | .02 | .00 | .00 | .00 | .00 | .02 |
| 200 | 9205 | CLAGGETT MIDDLE SCH. BUIL | 1,648.77 | .79 | 9.16 | .00 | .00 | 1,657.93 |
| 200 | 9209 | CLAGGETT MIDDLE SCHOOL DR | 13,490.81 | 6.09 | 74.55 | 847.00 | 847.00 | 12,718.36 |
| 200 | 9251 | PEP CLUB - ROOT M.S. | 641.08 | .00 | 3.26 | .00 | .00 | 644.34 |
| 200 | 9252 | CHEERLEADERS - ROOT M.S. | 39.90 | .02 | .22 | .00 | .00 | 40.12 |
| 200 | 9253 | BUILDERS' CLUB - ROOT M.S | 3,124.53 | 1.50 | 17.36 | .00 | .00 | 3,141.89 |
| 200 | 9256 | DRAMA CLUB - ROOT M.S. | 2,872.46 | 219.23 | 942.13 | 1,239.87 | 1,249.75 | 2,564.84 |
| 200 | 9257 | ENVIRONMENTAL CLUB - ROOT | 11.77 | 20.02 | 20.07 | .00 | .00 | 31.84 |
| 200 | 9258 | STUDENT COUNCIL - ROOT M. | 2,810.29 | 194.74 | 208.91 | .00 | 50.00 | 2,969.20 |
| 200 | 9301 | YOUNG AMERICANS FOR FREED | 53.80 | .03 | .30 | .00 | .00 | 54.10 |
| 200 | 9302 | ART CLUB | 131.52 | .06 | .73 | .00 | .00 | 132.25 |
| 200 | 9303 | AMERICAN FIELD SERVICE | 355.81 | .17 | 1.97 | .00 | .00 | 357.78 |
| 200 | 9304 | CAREER ASSOCIATION | 238.50 | .11 | 1.33 | .00 | .00 | 239.83 |
| 200 | 9305 | CHEMCLUB | 290.00 | 347.00 | 746.00 | .00 | .00 | 1,036.00 |
| 200 | 9307 | CHOIR | 43,170.39 | 183.81 | 4,445.98 | .00 | 6,241.30 | 41,375.07 |
| 200 | 9308 | COMPUTER CLUB | 67.77 | .53 | 3.12 | .00 | .00 | 70.89 |
| 200 | 9310 | DELTA EPSILON PHI - NAT'L | .45 | .00 | .00 | .00 | .00 | .45 |
| 200 | 9312 | DRAMA CLUB | 36,435.09 | 17.52 | 202.20 | .00 | 41.70 | 36,595.59 |
| 200 | 9315 | LEADER WITHIN U | 271.85 | .13 | 1.51 | .00 | .00 | 273.36 |
| 200 | 9316 | FRENCH CLUB | 8.71 | .00 | .00 | .00 | .00 | 8.71 |
| 200 | 9318 | GIRLS LEADERSHIP CLUB | 2,245.31 | 21.24 | 992.93 | 255.00 | 641.75 | 2,596.49 |
| 200 | 9321 | KEY CLUB | 18,397.17 | 146.93 | 2,568.19 | 1,071.31 | 1,119.30 | 19,846.06 |
| 200 | 9323 | MEDINAMITE | 677.24 | .31 | 3.74 | 25.00 | 25.00 | 655.98 |
| 200 | 9324 | MEDINIAN | 17,957.73 | 3,689.75 | 10,830.34 | .00 | 6,342.02 | 22,446.05 |

Date: 12/07/16

F I N A N C I A L S U M M A R Y R E P O R T
Processing Month: November 2016
MEDINA CITY SCHOOL DISTRICT

Page: 4
(FINSUM)

| Fnd | Scc | Description | Beginning Balance | MTD Revenues | FYTD Revenues | MTD Expenditures | FYTD Expenditures | Current Available Balance |
|-----|------|---------------------------|----------------------|-----------------|------------------|---------------------|----------------------|---------------------------------|
| 200 | 9325 | MUSIC - BAND | 22,133.13 | 25.03 | 120.08 | .00 | 3,399.99 | 18,853.22 |
| 200 | 9326 | NATIONAL HONOR SOCIETY | 6,363.12 | 3.06 | 35.35 | .00 | .00 | 6,398.47 |
| 200 | 9327 | ORCHESTRA | 20,288.76 | 9.21 | 168.98 | .00 | 1,219.47 | 19,238.27 |
| 200 | 9330 | SCIENCE OLYMPIAD CLUB | 134.41 | .06 | .74 | .00 | .00 | 135.15 |
| 200 | 9331 | SKI CLUB | 2.87 | .00 | .01 | .00 | .00 | 2.88 |
| 200 | 9332 | SPANISH CLUB | 6,707.94 | 140.41 | 5,653.22 | 1,069.50 | 1,069.50 | 11,291.66 |
| 200 | 9333 | STUDENT COUNCIL | 37,553.60 | 7,298.55 | 32,999.16 | 5,203.51 | 15,473.92 | 55,078.84 |
| 200 | 9334 | WORK STUDY CLUB | 5,216.12 | 2.51 | 28.97 | .00 | .00 | 5,245.09 |
| 200 | 9335 | LATIN CLUB | 1,730.05 | 71.26 | 1,117.10 | 26.15 | 205.76 | 2,641.39 |
| 200 | 9336 | INTERACT ORGANIZATION | 1,582.87 | .76 | 8.79 | .00 | .00 | 1,591.66 |
| 200 | 9337 | AMERICAN SIGN LANGUAGE CL | 94.40 | 70.09 | 100.63 | .00 | .00 | 195.03 |
| 200 | 9339 | SPEECH/DEBATE CLUB | 13,031.75 | 6,961.42 | 21,872.51 | 4,411.60 | 11,059.60 | 23,844.66 |
| 200 | 9340 | S. A. D. D. | 921.81 | 178.96 | 564.81 | .00 | .00 | 1,486.62 |
| 200 | 9345 | INTERNATIONAL CLUB | 4,703.71 | 2.26 | 26.12 | .00 | .00 | 4,729.83 |
| 200 | 9346 | PENGUIN BOWL/NOSB | 4.42 | 200.10 | 200.10 | .00 | .00 | 204.52 |
| 200 | 9350 | TECHNOLOGY CLUB | 500.57 | 868.68 | 870.31 | 50.00 | 525.00 | 845.88 |
| 200 | 9351 | THE JUNIOR STATESMEN OF A | 1,171.92 | .56 | 6.52 | .00 | .00 | 1,178.44 |
| 200 | 9352 | VIDEO CLUB - SR HI | 7,415.10 | 3.13 | 357.33 | 170.00 | 1,233.41 | 6,539.02 |
| 200 | 9353 | CHINESE CLUB | 615.00 | .35 | 157.75 | .00 | 49.98 | 722.77 |
| 200 | 9355 | GAY STRAIGHT ALLIANCE | 892.90 | .51 | 470.95 | 32.48 | 305.48 | 1,058.37 |
| 200 | 9380 | V O F T | 37,882.99 | 18.54 | 1,580.98 | 299.60 | 734.02 | 38,729.95 |
| 200 | 9416 | CLASS OF 2016 | 2,562.68 | 1.16 | 13.42 | .00 | 147.58 | 2,428.52 |
| 200 | 9417 | CLASS OF 2017 | 7,127.47 | 396.70 | 3,873.13 | 3,107.69 | 4,844.99 | 6,155.61 |
| 200 | 9418 | CLASS OF 2018 | 4,171.26 | 1.95 | 22.86 | .00 | 131.44 | 4,062.68 |
| 200 | 9419 | CLASS OF 2019 | 2,492.78 | 132.06 | 144.72 | .00 | .00 | 2,637.50 |
| 200 | 9420 | CLASS OF 2020 | .00 | 130.85 | 130.85 | .00 | .00 | 130.85 |
| 200 | 9999 | GENERIC STUDENT ACTIV. FD | .01 | .00 | .00 | .00 | .00 | .01 |
| 300 | 0000 | ATHLETIC FUND | 230,620.84 | 8,269.00 | 156,495.02 | 35,306.66 | 202,927.75 | 184,188.11 |
| 300 | 9110 | GARFIELD FIELD TRIPS | .00 | .00 | .00 | 100.00 | 100.00 | 100.00- |
| 300 | 9120 | CANAVAN FIELD TRIP | .00 | .00 | 490.00 | .00 | 511.00 | 21.00- |
| 300 | 9121 | WORLD WATCHER'S CLUB | 7,362.04 | .00 | .00 | .00 | .00 | 7,362.04 |
| 300 | 9130 | FENN FIELD TRIPS | .00 | .00 | 5,700.00 | 5,600.00 | 5,700.00 | .00 |
| 300 | 9140 | HERITAGE FIELD TRIPS | .00 | .00 | 4,133.60 | .00 | .00 | 4,133.60 |
| 300 | 9170 | WAITE FIELD TRIPS | .00 | .00 | 8,772.00 | .00 | 7,500.00 | 1,272.00 |
| 300 | 9180 | NORTHROP FIELD TRIPS | .00 | .00 | 2,003.00 | 1,588.00 | 1,588.00 | 415.00 |
| 300 | 9201 | CLAGGETT MIDDLE SCH. BAND | 33,086.59 | 23,754.50 | 23,754.50 | 1,517.57 | 5,532.80 | 51,308.29 |
| 300 | 9202 | CLAGGETT MIDDLE SCH. ORCH | 223.00 | .00 | 35.00 | .00 | .00 | 258.00 |
| 300 | 9203 | CLAGGETT MIDDLE SCHOOL LI | 370.00 | .00 | .00 | .00 | .00 | 370.00 |
| 300 | 9204 | CLAGGETT M.S. CHOIR FUND | 634.10 | .00 | .00 | .00 | .00 | 634.10 |
| 300 | 9208 | CLAGGETT - 6TH GRADE TRIP | 16,875.76 | 182.00 | 82,357.83 | .00 | 98,165.05 | 1,068.54 |
| 300 | 9250 | ROOT M.S. BAND FUND | 20,601.72 | 12,769.00 | 12,769.00 | 627.21 | 4,080.11 | 29,290.61 |
| 300 | 9251 | ROOT M.S. ORCHESTRA FUND | 923.15 | .00 | 275.00 | .00 | .00 | 1,198.15 |
| 300 | 9252 | ROOT M.S. CHOIR FUND | 3,270.15 | .00 | .00 | .00 | .00 | 3,270.15 |
| 300 | 9253 | ROOT M.S. BEEHIVE | 185.44 | 104.15 | 217.52 | .00 | .00 | 402.96 |
| 300 | 9258 | ROOT - DISTRICT SUPERVISE | 100,628.78 | 40.40 | 3,409.80 | 2,580.25 | 101,480.25 | 2,558.33 |
| 300 | 9259 | ROOT DANCE TEAM | 528.00 | .00 | .00 | .00 | .00 | 528.00 |

Date: 12/07/16

F I N A N C I A L S U M M A R Y R E P O R T
Processing Month: November 2016
MEDINA CITY SCHOOL DISTRICT

Page: 5
(FINSUM)

| Fnd | Sec | Description | Beginning Balance | MTD Revenues | FYTD Revenues | MTD Expenditures | FYTD Expenditures | Current Available Balance |
|-----|------|---------------------------|----------------------|-----------------|------------------|---------------------|----------------------|---------------------------------|
| 300 | 9302 | BOYS VOLLEYBALL | 5,764.98 | .00 | .00 | 175.00 | 775.00 | 4,989.98 |
| 300 | 9303 | HUDDLE/SHUDDLE | 1,499.99 | .00 | 1,420.00 | .00 | 60.62 | 2,859.37 |
| 300 | 9304 | LINK CREW | 4,001.73 | .00 | .00 | .00 | .00 | 4,001.73 |
| 300 | 9305 | MHS DANCE TEAM | 1,100.54 | .00 | .00 | .00 | .00 | 1,100.54 |
| 300 | 9313 | DRAMA/MUSICAL | 22,193.65 | 403.00 | 550.60 | .00 | 5,944.02 | 16,800.23 |
| 300 | 9325 | BAND - DISNEYLAND | 9,300.98 | .00 | .00 | .00 | .00 | 9,300.98 |
| 300 | 9334 | BEEHIVE CAFE | 19,753.77 | 2,871.51 | 8,717.91 | 4,136.22 | 9,758.28 | 18,713.40 |
| 300 | 9380 | V O F T | 640.58 | .00 | .00 | .00 | .00 | 640.58 |
| 401 | 9000 | ST FRANCIS - MOBILE UNIT | .00 | .00 | 254,658.73 | .00 | 254,658.73 | .00 |
| 401 | 9016 | AUXILIARY FUNDS/ST FRANCI | 72,853.82 | .00 | .00 | .00 | 65,406.27 | 7,447.55 |
| 401 | 9017 | AUXILIARY FUNDS/ST FRANCI | .00 | 100,699.61 | 201,766.72 | 63,428.10 | 100,939.84 | 100,826.88 |
| 401 | 9026 | AUX FUNDS NURTURY | 6,163.05 | .00 | .00 | .00 | 509.00 | 5,654.05 |
| 401 | 9027 | AUX FUNDS NURTURY | .00 | 3,883.23 | 7,792.46 | .00 | .00 | 7,792.46 |
| 401 | 9036 | AUX FUNDS MCA | 30,788.77 | .00 | .00 | .00 | 28,228.70 | 2,560.07 |
| 401 | 9037 | AUX FUNDS MCA | .00 | 33,636.82 | 67,370.56 | 15,817.56 | 37,022.81 | 30,347.75 |
| 401 | 9046 | AUX FUNDS KIDS COUNTRY | 8,134.86 | .00 | .00 | .00 | 6,740.63 | 1,394.23 |
| 401 | 9047 | AUX FUNDS KIDS COUNTRY | .00 | 2,157.35 | 4,326.38 | .00 | .00 | 4,326.38 |
| 401 | 9066 | SM WONDERS | 1,644.12 | .00 | .00 | .00 | .00 | 1,644.12 |
| 432 | 9097 | MANAGE. INFO. SYS. FUND | .80 | .00 | .00 | .00 | .00 | .80 |
| 450 | 9008 | SCHOOLNET PLUS FY2008: GR | 1.00 | .00 | .00 | .00 | .00 | 1.00 |
| 451 | 9013 | CONNECTIVITY 2013 | 800.00 | .00 | .00 | .00 | .00 | 800.00 |
| 451 | 9017 | CONNECTIVITY FY17 | .00 | .00 | 9,900.00 | .00 | .00 | 9,900.00 |
| 452 | 9008 | SCHOOLNET PROFESSIONAL DE | 66.15 | .00 | .00 | .00 | .00 | 66.15 |
| 463 | 9017 | ALT ED | .00 | .00 | .00 | 3,669.15 | 12,836.10 | 12,836.10- |
| 499 | 9012 | INTERN PSYCH FY12 | 45.81 | .00 | .00 | .00 | .00 | 45.81 |
| 499 | 9013 | INTERN PSYCH FY13 | 39.97 | .00 | .00 | .00 | .00 | 39.97 |
| 499 | 9024 | LOCAL GOVERNMENT INNOVATI | 7,750.00 | .00 | .00 | .00 | .00 | 7,750.00 |
| 499 | 9039 | INTERN PSYCHOLOGIST GRANT | 2.20 | .00 | .00 | .00 | .00 | 2.20 |
| 499 | 9112 | E-TECH BLENDED LEARNING G | 321.71 | .00 | .00 | .00 | .00 | 321.71 |
| 506 | 9014 | RESIDENT EDUCATOR GRANT | 950.00 | .00 | .00 | .00 | .00 | 950.00 |
| 516 | 9015 | TITLE VI-B | 2,690.82 | .00 | .00 | .00 | .00 | 2,690.82 |
| 516 | 9016 | TITLE VI-B | 115,909.61 | 200,227.51 | 200,227.51 | .00 | 184,860.42 | 131,276.70 |
| 516 | 9017 | TITLE VI-B | .00 | .00 | .00 | 97,447.00 | 372,095.44 | 372,095.44- |
| 551 | 9117 | TITLE III LEP | .00 | .00 | .00 | .00 | 23,512.50 | 23,512.50- |
| 572 | 9016 | TITLE I | 70,036.18 | 78,400.77 | 78,400.77 | .00 | 77,580.20 | 70,856.75 |
| 572 | 9017 | TITLE I | .00 | .00 | .00 | 42,910.81 | 138,309.83 | 138,309.83- |
| 572 | 9116 | TITLE I-D | 10,650.20 | 18,014.59 | 16,201.12 | .00 | 16,770.17 | 10,081.15 |
| 572 | 9117 | TITLE I-D | .00 | .00 | .00 | 4,991.01 | 15,678.21 | 15,678.21- |
| 587 | 9016 | PRESCHOOL | 1,827.00 | 3,161.06 | 3,161.06 | .00 | 3,069.32 | 1,918.74 |
| 587 | 9017 | PRESCHOOL | .00 | .00 | .00 | 2,280.41 | 7,303.01 | 7,303.01- |
| 590 | 9016 | TITLE II-A | 9,110.54 | 27,715.75 | 27,715.75 | .00 | 19,775.87 | 17,050.42 |
| 590 | 9017 | TITLE II-A | .00 | .00 | .00 | 11,677.22 | 47,059.73 | 47,059.73- |
| 599 | 9016 | CHILD NUTRITION SCHOOL EQ | .00 | .00 | 6,500.00 | .00 | 6,500.00 | .00 |

Date: 12/07/16

FINANCIAL SUMMARY REPORT
Processing Month: November 2016
MEDINA CITY SCHOOL DISTRICT

Page: 6
(FINSUM)

| Fnd | Scs | Description | Beginning Balance | MTD Revenues | FYTD Revenues | MTD Expenditures | FYTD Expenditures | Current Available Balance |
|-----|-----|-----------------------|----------------------|-----------------|------------------|---------------------|----------------------|---------------------------------|
| | | Grand Total All Funds | 66,309,645.53 | 3,998,844.72 | 47459,204.94 | 11,836,886.40 | 44350,085.68 | 69418,764.79 |
| | | Total Invested Funds | .00 | | | | | |

Date: 12/07/2016

C H E C K R E G I S T E R
Processing Month: November 2016
MEDINA CITY SCHOOL DISTRICT

Page: 1
(CHKREG)

| Check# | Check Date | Org Sta | Vendor Paid | Check Amount | Status Date |
|--------|------------|---------|--------------------------------|--------------|-------------|
| 007489 | 11/02/2016 | M/M | MEMO - BUREAU WORK COMP | 2,536.72 | |
| 007490 | 11/01/2016 | M/M | MEMO - MEDICAL MUTUAL | 79,823.22 | |
| 007491 | 11/01/2016 | M/M | MEMO - MEDICAL MUTUAL | 153,226.83 | |
| 007492 | 11/08/2016 | M/M | MEMO - MEDICAL MUTUAL | 152,905.76 | |
| 007493 | 11/15/2016 | M/M | MEMO - MEDICAL MUTUAL | 121,155.20 | |
| 007494 | 11/16/2016 | M/M | MEMO MET LIFE INSURANCE | 4,610.77 | |
| 007495 | 11/16/2016 | M/M | MEMO MET LIFE INSURANCE | 34.48 | |
| 007496 | 11/16/2016 | M/M | MEMO MET LIFE INSURANCE | 54,713.32 | |
| 007497 | 11/04/2016 | M/M | MEMO - FIRST MERIT BANK | 19,087.25 | |
| 007498 | 11/04/2016 | M/M | MEMO --S T R S | 65,585.52 | |
| 007499 | 11/04/2016 | M/M | MEMO - BUREAU WORK COMP | 5,583.90 | |
| 007500 | 11/04/2016 | M/M | OHIO DEPT OF ED - MEMO CK | 95,314.40 | |
| 007501 | 11/04/2016 | M/M | MEMO - FIRST MERIT BANK | 8,135.80 | |
| 007502 | 11/10/2016 | M/M | GORDON FOOD SERVICE | 13,491.22 | |
| 007503 | 11/10/2016 | M/M | GORDON FOOD SERVICE | 880.31 | |
| 007504 | 11/16/2016 | M/M | MEMO - U.S. BANK PURCHASE CARD | 13,850.12 | |
| 007505 | 11/22/2016 | M/M | MEMO - MEDICAL MUTUAL | 145,021.19 | |
| 007506 | 11/29/2016 | M/M | MEMO - MEDICAL MUTUAL | 76,654.47 | |
| 007507 | 11/22/2016 | M/M | SYSCO FOOD SERVICES CLEVELAND | 40,322.43 | |
| 007508 | 11/22/2016 | M/M | SYSCO FOOD SERVICES CLEVELAND | 2,624.64 | |
| 007509 | 11/30/2016 | M/M | MEMO - BANK OF NEW YORK | 4,762,668.25 | |
| 007510 | 11/18/2016 | M/M | OHIO DEPT OF ED - MEMO CK | 85,618.13 | |
| 007511 | 11/30/2016 | M/M | MEMO - BUREAU WORK COMP | 148.63 | |
| 007512 | 11/30/2016 | M/M | MEMO - P & A ADMINISTRATIVE | 14,826.69 | |
| 007513 | 11/30/2016 | M/M | MEMO -MEDINA CITY SCHOOLS | 618,904.42 | |
| 007514 | 11/30/2016 | M/M | MEMO - BUREAU WORK COMP | 5,584.52 | |
| 007515 | 11/30/2016 | M/M | MEMO --S T R S | 61,710.44 | |
| 007516 | 11/30/2016 | M/M | MEMO --S E R S | 7,236.68 | |
| 007517 | 11/30/2016 | M/M | MEMO - FIRST MERIT BANK | 27,275.34 | |
| 007518 | 11/30/2016 | M/M | STRS | 407,630.00 | |
| 007519 | 11/30/2016 | M/M | SERS - MEMO | 127,933.06 | |
| 614229 | 11/11/2016 | W/R | MANSFIELD HIGH SCHOOL | 50.00 | 11/16/2016 |
| 614230 | 11/11/2016 | W/R | AARON SABLE | 18.00 | 11/11/2016 |
| 614231 | 11/11/2016 | W/R | ADAPTIVEMALL.COM LLC | 241.40 | 11/21/2016 |
| 614232 | 11/11/2016 | W/R | ADVANCED ROOFING SERVICES, INC | 64,373.00 | 11/21/2016 |
| 614233 | 11/11/2016 | W/R | AKRON CHILDRENS HOSPITAL | 40,355.92 | 11/30/2016 |
| 614234 | 11/11/2016 | W/R | ALBERT GUARNIERI & COMPANY INC | 479.12 | 11/21/2016 |
| 614235 | 11/11/2016 | W/R | AMERICAN SHAKESPEARE CENTER | 5,552.50 | 11/21/2016 |
| 614236 | 11/11/2016 | W/R | AMY M SAWAN | 26.15 | 11/11/2016 |
| 614237 | 11/11/2016 | W/R | ANDREW BRENNER | 50.22 | 11/11/2016 |
| 614238 | 11/11/2016 | W/R | ANGELA NUCKOLS | 1,395.00 | 11/11/2016 |
| 614239 | 11/11/2016 | W/R | ANTHONY BELSITO | 387.00 | 11/30/2016 |
| 614240 | 11/11/2016 | W/R | ANTHONY PILOSENO | 28.01 | 11/21/2016 |
| 614241 | 11/11/2016 | W/R | APEX MARKETING SOLUTIONS | 2,978.00 | 11/21/2016 |
| 614242 | 11/11/2016 | W/R | APPLE EDUCATION | 958.00 | 11/22/2016 |
| 614243 | 11/11/2016 | W/R | APPLIED MSS | 301.22 | 11/22/2016 |
| 614244 | 11/11/2016 | W/R | ARDENT PIANO | 175.00 | 11/30/2016 |
| 614245 | 11/11/2016 | W/R | ARMSTRONG | 772.19 | 11/21/2016 |
| 614246 | 11/11/2016 | W/R | ARMSTRONG CABLE | 54.95 | 11/21/2016 |
| 614247 | 11/11/2016 | W/R | ARROW UNIFORM | 772.48 | 11/21/2016 |
| 614248 | 11/11/2016 | W/R | ASCA | 129.00 | 11/21/2016 |
| 614249 | 11/11/2016 | W/R | AUTISM SPEAKS INC | 250.00 | 11/30/2016 |

Date: 12/07/2016

C H E C K R E G I S T E R
Processing Month: November 2016
MEDINA CITY SCHOOL DISTRICT

Page: 2
(CHKREG)

| Check# | Check Date | Org Sta | Vendor Paid | Check Amount | Status Date |
|--------|------------|---------|--------------------------------|--------------|-------------|
| 614250 | 11/11/2016 | W/R | BARNES & NOBLE EDUCATION, INC | 119.95 | 11/21/2016 |
| 614251 | 11/11/2016 | W/R | BLICK ART MATERIALS LLC | 79.32 | 11/21/2016 |
| 614252 | 11/11/2016 | W/R | DAIRYMENS | 2,798.09 | 11/21/2016 |
| 614253 | 11/11/2016 | W/R | BOYERT'S GREENHOUSE | 1,588.00 | 11/21/2016 |
| 614254 | 11/11/2016 | W/R | BRADFORD SCOTT QUADE | 35.00 | 11/11/2016 |
| 614255 | 11/11/2016 | W/R | BSN SPORTS | 4,069.33 | 11/21/2016 |
| 614256 | 11/11/2016 | W/R | BUEHLER'S MARKETS | 706.41 | 11/21/2016 |
| 614257 | 11/11/2016 | W/R | CAITLYN KASPER | 25.28 | 11/30/2016 |
| 614258 | 11/11/2016 | W/R | CARA R COUGHLIN | 555.00 | 11/11/2016 |
| 614259 | 11/11/2016 | W/W | CARLA RAGONE | 120.00 | |
| 614260 | 11/11/2016 | W/R | CAROL ANDREGG | 1,500.00 | 11/21/2016 |
| 614261 | 11/11/2016 | W/R | CAROLYN WENDL | 76.00 | 11/11/2016 |
| 614262 | 11/11/2016 | W/R | ADVANCE AUTO PARTS (CARQUEST) | 335.94 | 11/22/2016 |
| 614263 | 11/11/2016 | W/R | DOMINIC'S PIZZA | 245.00 | 11/21/2016 |
| 614264 | 11/11/2016 | W/W | CAMP CHRISTOPHER | 6,050.00 | |
| 614265 | 11/11/2016 | W/R | CENTRAL INSTRUMENT CO. | 176.85 | 11/21/2016 |
| 614266 | 11/11/2016 | W/R | CHIPPEWA VALLEY HARDWOODS | 1,027.20 | 11/21/2016 |
| 614267 | 11/11/2016 | W/R | CHRISTOPHER BRINK | 120.00 | 11/21/2016 |
| 614268 | 11/11/2016 | W/R | CINTAS CORPORATION | 486.01 | 11/22/2016 |
| 614269 | 11/11/2016 | W/R | CINTAS FIRST AID & SAFETY | 143.62 | 11/22/2016 |
| 614270 | 11/11/2016 | W/R | CITY OF MEDINA | 15,739.63 | 11/17/2016 |
| 614271 | 11/11/2016 | W/R | CLEVELAND CLINIC ATWORK | 636.00 | 11/30/2016 |
| 614272 | 11/11/2016 | W/R | COLLINCARESCURECANCER CORP | 250.00 | 11/22/2016 |
| 614273 | 11/11/2016 | W/W | CONJUGUEMOS | 105.00 | |
| 614274 | 11/11/2016 | W/R | CRISIS PREVENTON INST, INC. | 1,199.00 | 11/22/2016 |
| 614275 | 11/11/2016 | W/R | CRAIG KOMAR | 99.75 | 11/11/2016 |
| 614276 | 11/11/2016 | W/R | CRANDALL COMPANY, INC | 12.24 | 11/22/2016 |
| 614277 | 11/11/2016 | W/R | CROSS THREAD SOLUTIONS LLC | 118.62 | 11/21/2016 |
| 614278 | 11/11/2016 | W/R | CSC | 3,208.15 | 11/21/2016 |
| 614279 | 11/11/2016 | W/R | DAMON INDUSTRIES | 125.04 | 11/21/2016 |
| 614280 | 11/11/2016 | W/R | CTB MCGRAW-HILL | 14,550.69 | 11/21/2016 |
| 614281 | 11/11/2016 | W/R | DEBBIE QUAIDER | 15.98 | 11/11/2016 |
| 614282 | 11/11/2016 | W/W | DEBORAH REED | 18.98 | |
| 614283 | 11/11/2016 | W/R | DEMCO, INC. | 169.25 | 11/21/2016 |
| 614284 | 11/11/2016 | W/R | DISCOUNT SCHOOL SUPPLY | 31.34 | 11/30/2016 |
| 614285 | 11/11/2016 | W/R | DMO FOOD EQUIPMENT | 561.42 | 11/21/2016 |
| 614286 | 11/11/2016 | W/R | DOMINO'S PIZZA | 318.00 | 11/30/2016 |
| 614287 | 11/11/2016 | W/R | EDUCATIONAL SERVICE CENTER | 180.00 | 11/21/2016 |
| 614288 | 11/11/2016 | W/R | ELIZABETH RISSMILLER | 1,540.00 | 11/11/2016 |
| 614289 | 11/11/2016 | W/R | ENTERPRISE FLEET MGMT INC. | 9,110.24 | 11/22/2016 |
| 614290 | 11/11/2016 | W/R | FANNING & HOWEY ASSOCIATES | 187.50 | 11/21/2016 |
| 614291 | 11/11/2016 | W/R | FOLLETT SCHOOL SOLUTIONS, INC. | 112.75 | 11/21/2016 |
| 614292 | 11/11/2016 | W/R | FRAN SCHOEN | 6,496.00 | 11/21/2016 |
| 614293 | 11/11/2016 | W/R | FRONTIER | 5,652.82 | 11/21/2016 |
| 614294 | 11/11/2016 | W/R | NAPA AUTOMOTIVE PARTS & SERVIC | 149.55 | 11/21/2016 |
| 614295 | 11/11/2016 | W/R | GIONINO'S PIZZARIA | 86.70 | 11/30/2016 |
| 614296 | 11/11/2016 | W/R | GOODWILL INDUSTRIES AKRON INC | 1,530.00 | 11/11/2016 |
| 614297 | 11/11/2016 | W/R | GORDON FOOD SERVICE | 590.59 | 11/22/2016 |
| 614298 | 11/11/2016 | W/R | GORDON FOOD SERVICE | 111.23 | 11/22/2016 |
| 614299 | 11/11/2016 | W/R | GRAINGER SUPPLY CO | 205.09 | 11/21/2016 |
| 614300 | 11/11/2016 | W/R | GREATER CLEVELAND CONFERENCE | 9,942.00 | 11/21/2016 |
| 614301 | 11/11/2016 | W/R | PIZZA HUT | 539.00 | 11/30/2016 |

Date: 12/07/2016

C H E C K R E G I S T E R
Processing Month: November 2016
MEDINA CITY SCHOOL DISTRICT

Page: 3
(CHKREG)

| Check# | Check Date | Org Sta | Vendor Paid | Check Amount | Status Date |
|--------|---------------|------------|-------------------------------|-----------------|----------------|
| 614302 | 11/11/2016 | W/R | HANDWRITING WITHOUT TEARS | 289.73 | 11/21/2016 |
| 614303 | 11/11/2016 | W/R | HARPLEY CS LLC | 1,100.00 | 11/11/2016 |
| 614304 | 11/11/2016 | W/R | RIVERSIDE PUBLISHING COMPANY | 1,956.77 | 11/21/2016 |
| 614305 | 11/11/2016 | W/W | HOUSE OF FLOWERS & GIFTS | 575.50 | |
| 614306 | 11/11/2016 | W/R | HYLANT GROUP | 250.00 | 11/21/2016 |
| 614307 | 11/11/2016 | W/R | ICANDI GRAPHICS | 616.19 | 11/30/2016 |
| 614308 | 11/11/2016 | W/R | ICE CREAM SPECIALTIES | 586.71 | 11/21/2016 |
| 614309 | 11/11/2016 | W/R | IMPACT GROUP | 2,500.00 | 11/22/2016 |
| 614310 | 11/11/2016 | W/R | INNOVATIVE SOLUTIONS | 1,945.00 | 11/21/2016 |
| 614311 | 11/11/2016 | W/R | JOSHEN PAPER & PACKAGING | 210.15 | 11/21/2016 |
| 614312 | 11/11/2016 | W/W | JULIE WILLIAMS | 3,410.00 | |
| 614313 | 11/11/2016 | W/R | JW PEPPER & SON, INC. | 188.92 | 11/21/2016 |
| 614314 | 11/11/2016 | W/W | KAREN KASE | 760.75 | |
| 614315 | 11/11/2016 | W/R | KATE HARBAUGH | 44.84 | 11/11/2016 |
| 614316 | 11/11/2016 | W/R | KELVIN LP | 1,265.83 | 11/22/2016 |
| 614317 | 11/11/2016 | W/R | KROSSOVER INTELLIGENCE INC. | 3,200.00 | 11/21/2016 |
| 614318 | 11/11/2016 | W/R | LANGUAGE LEARNING ASSOCIATES | 32,432.50 | 11/11/2016 |
| 614319 | 11/11/2016 | W/R | LEARN21: A FLEXIBLE LEARNING | 200.00 | 11/22/2016 |
| 614320 | 11/11/2016 | W/W | LEARNING A-Z | 109.95 | |
| 614321 | 11/11/2016 | W/R | LISA DUBE | 41.80 | 11/11/2016 |
| 614322 | 11/11/2016 | W/R | LORI S KELLY | 5,978.00 | 11/11/2016 |
| 614323 | 11/11/2016 | W/R | MARCO'S PIZZA, INC | 23.47 | 11/22/2016 |
| 614324 | 11/11/2016 | W/V | MARK'S CLEANING SERVICE, INC | 245.00 | 11/22/2016 |
| 614325 | 11/11/2016 | W/R | MCS FOOD SERVICE DEPT. | 87.60 | 11/16/2016 |
| 614326 | 11/11/2016 | W/R | MEDCO SUPPLY COMPANY | 35.76 | 11/22/2016 |
| 614327 | 11/11/2016 | W/R | MEDINA CITY SCHOOLS | 1,158.97 | 11/16/2016 |
| 614328 | 11/11/2016 | W/R | MEDINA COUNTY SANITARY | 1,578.85 | 11/21/2016 |
| 614329 | 11/11/2016 | W/R | MEDINA COUNTY SPCA | 250.00 | 11/21/2016 |
| 614330 | 11/11/2016 | W/R | MEDINA CREATIVE ACCESSIBILITY | 682.00 | 11/11/2016 |
| 614331 | 11/11/2016 | W/R | MEDINA HOSPITAL LIFE | 3,081.00 | 11/30/2016 |
| 614332 | 11/11/2016 | W/R | MEGAN PERKINS | 420.00 | 11/30/2016 |
| 614333 | 11/11/2016 | W/R | META SOLUTIONS | 5,601.12 | 11/30/2016 |
| 614334 | 11/11/2016 | W/R | MICHAEL LYON | 120.00 | 11/21/2016 |
| 614335 | 11/11/2016 | W/R | MICHAEL WESNER | 247.50 | 11/21/2016 |
| 614336 | 11/11/2016 | W/R | MICHAEL ENGLISH | 120.00 | 11/22/2016 |
| 614337 | 11/11/2016 | W/R | MNJ TECHNOLOGIES DIRECT INC. | 16,329.00 | 11/21/2016 |
| 614338 | 11/11/2016 | W/R | MONTVILLE POLICE DEPARTMENT | 312.00 | 11/30/2016 |
| 614339 | 11/11/2016 | W/R | MUSIC IS ELEMENTARY | 607.62 | 11/21/2016 |
| 614340 | 11/11/2016 | W/R | MUSIC THERAPY ENRICHMENT | 1,375.00 | 11/30/2016 |
| 614341 | 11/11/2016 | W/R | MYOFFICEPRODUCTS, LLC | 36.00 | 11/21/2016 |
| 614342 | 11/11/2016 | W/R | MYRA BOWYER | 90.00 | 11/22/2016 |
| 614343 | 11/11/2016 | W/R | NAEIR | 40.50 | 11/21/2016 |
| 614344 | 11/11/2016 | W/R | NASCO | 281.40 | 11/22/2016 |
| 614345 | 11/11/2016 | W/R | NATURAL SAND COMPANY, INC | 1,589.90 | 11/21/2016 |
| 614346 | 11/11/2016 | W/R | NICHOLAS BRANDON MACLARREN | 120.00 | 11/22/2016 |
| 614347 | 11/11/2016 | W/R | NICKLES BAKERY | 754.81 | 11/21/2016 |
| 614348 | 11/11/2016 | W/R | OASBO | 275.00 | 11/21/2016 |
| 614349 | 11/11/2016 | W/R | OASSA | 1,000.00 | 11/21/2016 |
| 614350 | 11/11/2016 | W/R | OHIO DEPT OF JOB & | 239.76 | 11/30/2016 |
| 614351 | 11/11/2016 | W/R | OHIO EDISON COMPANY | 107,421.72 | 11/17/2016 |
| 614352 | 11/11/2016 | W/R | OHIO SCHOOL BOARDS ASSOC | 2,790.00 | 11/30/2016 |
| 614353 | 11/11/2016 | W/R | OHIO SCHOOLS COUNCIL-GAS | 14,845.00 | 11/21/2016 |

| Check# | Check Date | Org Sta | Vendor Paid | Check Amount | Status Date |
|--------|------------|---------|--------------------------------|--------------|-------------|
| 614354 | 11/11/2016 | W/R | ORIENTAL TRADING COMPANY | 77.42 | 11/21/2016 |
| 614355 | 11/11/2016 | W/R | OWEN M COUGHLIN, JR. | 450.00 | 11/30/2016 |
| 614356 | 11/11/2016 | W/R | PERFORMANCE CONSULTING SERVICE | 3,000.00 | 11/21/2016 |
| 614357 | 11/11/2016 | W/R | PITNEY BOWES | 1,176.29 | 11/22/2016 |
| 614358 | 11/11/2016 | W/R | POINT SPRING & DRIVESHAFT CO | 203.94 | 11/21/2016 |
| 614359 | 11/11/2016 | W/R | PRAXAIR | 23.90 | 11/21/2016 |
| 614360 | 11/11/2016 | W/V | PRINCETON DEBATE PANEL | 1,240.00 | 11/21/2016 |
| 614361 | 11/11/2016 | W/R | PRO-ED, INC. | 153.89 | 11/30/2016 |
| 614362 | 11/11/2016 | W/R | PSAT NMSQT | 20,295.00 | 11/21/2016 |
| 614363 | 11/11/2016 | W/R | PUBLIC FINANCE RESOURCES INC | 2,368.00 | 11/30/2016 |
| 614364 | 11/11/2016 | W/R | QUILL CORPORATION | 506.93 | 11/22/2016 |
| 614365 | 11/11/2016 | W/R | REGINA COUGHLIN | 95.00 | 11/11/2016 |
| 614366 | 11/11/2016 | W/R | REINHARDT SUPPLY COMPANY | 924.60 | 11/21/2016 |
| 614367 | 11/11/2016 | W/R | RETTIG MUSIC, INC. | 313.51 | 11/30/2016 |
| 614368 | 11/11/2016 | W/R | RJ VERNAK REFRIGERATION | 660.62 | 11/30/2016 |
| 614369 | 11/11/2016 | W/R | ROJEN COMPANY | 137.43 | 11/30/2016 |
| 614370 | 11/11/2016 | W/R | S3 TECHNOLOGIES | 1,714.00 | 11/21/2016 |
| 614371 | 11/11/2016 | W/R | SANSON COMPANY | 1,776.10 | 11/21/2016 |
| 614372 | 11/11/2016 | W/R | SC STRATEGIC SOLUTIONS LLC | 5,995.00 | 11/30/2016 |
| 614373 | 11/11/2016 | W/R | SCHOLASTIC BOOK FAIRS | 5,032.73 | 11/21/2016 |
| 614374 | 11/11/2016 | W/R | SCHOLASTIC BOOK SERVICES | 192.00 | 11/22/2016 |
| 614375 | 11/11/2016 | W/R | SCHOLASTIC READING CLUB | 1,417.00 | 11/22/2016 |
| 614376 | 11/11/2016 | W/R | SCHOOL LIBRARY JOURNAL | 54.99 | 11/30/2016 |
| 614377 | 11/11/2016 | W/R | SELINSKY FORCE LLC | 16,768.20 | 11/21/2016 |
| 614378 | 11/11/2016 | W/R | SENDERO THERAPIES, INC. | 22,770.80 | 11/11/2016 |
| 614379 | 11/11/2016 | W/R | SHANIKA ANTHONY | 1,000.00 | 11/17/2016 |
| 614380 | 11/11/2016 | W/R | SHANNON DUNCAN | 39.41 | 11/11/2016 |
| 614381 | 11/11/2016 | W/R | SHARON OLTERS DORF | 293.87 | 11/11/2016 |
| 614382 | 11/11/2016 | W/R | SHELLEY MACK | 486.00 | 11/11/2016 |
| 614383 | 11/11/2016 | W/R | SHERRI MORGAN | 86.16 | 11/11/2016 |
| 614384 | 11/11/2016 | W/R | SMETZER'S TIRE CENTER, INC. | 37.00 | 11/21/2016 |
| 614385 | 11/11/2016 | W/R | SMITH PETERS KALAIL CO., LPA | 832.00 | 11/17/2016 |
| 614386 | 11/11/2016 | W/R | SPORTSWORLD | 2,196.50 | 11/21/2016 |
| 614387 | 11/11/2016 | W/R | STANTON'S SHEET MUSIC | 430.60 | 11/17/2016 |
| 614388 | 11/11/2016 | W/R | STAPLES BUSINESS ADVANTAGE | 667.78 | 11/21/2016 |
| 614389 | 11/11/2016 | W/R | STEPHEN SIVARD | 90.00 | 11/21/2016 |
| 614390 | 11/11/2016 | W/R | STEPS ACADEMY | 4,500.00 | 11/21/2016 |
| 614391 | 11/11/2016 | W/R | STEVE SHURANCE | 48.49 | 11/11/2016 |
| 614392 | 11/11/2016 | W/R | SUPER DUPER PUBLICATIONS | 201.79 | 11/21/2016 |
| 614393 | 11/11/2016 | W/R | TALBERT'S COMMERCIAL PRODUCTS | 786.28 | 11/17/2016 |
| 614394 | 11/11/2016 | W/R | TECHNOLOGY ENGINEERING | 19,196.45 | 11/11/2016 |
| 614395 | 11/11/2016 | W/R | TERESA SPRINGER | 92.17 | 11/11/2016 |
| 614396 | 11/11/2016 | W/R | THE MISSING PIECE LLC | 608.75 | 11/18/2016 |
| 614397 | 11/11/2016 | W/R | THOMAS R SKULINA ESQ. | 500.00 | 11/21/2016 |
| 614398 | 11/11/2016 | W/R | TOWN & COUNTRY CO-OP INC. | 14,079.48 | 11/22/2016 |
| 614399 | 11/11/2016 | W/R | AUDITOR OF STATE'S OFFICE | 8,767.00 | 11/21/2016 |
| 614400 | 11/11/2016 | W/R | UNITY SCHOOL BUS PARTS | 113.98 | 11/21/2016 |
| 614401 | 11/11/2016 | W/R | US SCHOOL SUPPLY, INC. | 81.50 | 11/22/2016 |
| 614402 | 11/11/2016 | W/R | VERIZON WIRELESS | 380.77 | 11/22/2016 |
| 614403 | 11/11/2016 | W/R | HALE FARM & VILLAGE | 474.00 | 11/30/2016 |
| 614404 | 11/11/2016 | W/R | WOLFF BROS. SUPPLY, INC. | 359.67 | 11/21/2016 |
| 614405 | 11/11/2016 | W/R | WORLD WILDLIFE FUND | 250.00 | 11/30/2016 |

Date: 12/07/2016

C H E C K R E G I S T E R
Processing Month: November 2016
MEDINA CITY SCHOOL DISTRICT

Page: 5
(CHKREG)

| Check# | Check Date | Org Sta | Vendor Paid | Check Amount | Status Date |
|--------|------------|---------|--------------------------------|--------------|-------------|
| 614406 | 11/11/2016 | W/R | YOST EQUIPMENT SALES & | 10.75 | 11/21/2016 |
| 614407 | 11/11/2016 | W/R | ZANER-BLOSER, INC | 763.00 | 11/30/2016 |
| 614408 | 11/18/2016 | W/W | ACA TRACK | 2,736.00 | |
| 614409 | 11/18/2016 | W/R | AKRON BEACON JOURNAL | 180.00 | 11/30/2016 |
| 614410 | 11/18/2016 | W/R | ALBERT GUARNIERI & COMPANY INC | 519.70 | 11/30/2016 |
| 614411 | 11/18/2016 | W/R | ALISON SNOOK | 58.11 | 11/18/2016 |
| 614412 | 11/18/2016 | W/R | ANGELA NUCKOLS | 435.00 | 11/18/2016 |
| 614413 | 11/18/2016 | W/R | APEX MARKETING SOLUTIONS | 299.60 | 11/30/2016 |
| 614414 | 11/18/2016 | W/R | ARMSTRONG CABLE | 134.95 | 11/30/2016 |
| 614415 | 11/18/2016 | W/R | BARNES & NOBLE BOOKSELLERS | 77.52 | 11/30/2016 |
| 614416 | 11/18/2016 | W/R | BETH VOGELGESANG | 62.64 | 11/30/2016 |
| 614417 | 11/18/2016 | W/R | BLACKBOARD INC (WEBSITE) | 32,760.00 | 11/18/2016 |
| 614418 | 11/18/2016 | W/R | BLICK ART MATERIALS LLC | 2,467.14 | 11/30/2016 |
| 614419 | 11/18/2016 | W/W | BLYNNSCAPES | 1,700.00 | |
| 614420 | 11/18/2016 | W/R | BONI-JANE WOZOLEK | 32.48 | 11/18/2016 |
| 614421 | 11/18/2016 | W/R | BRADFORD SCOTT QUADE | 88.00 | 11/18/2016 |
| 614422 | 11/18/2016 | W/R | BUEHLER'S MARKETS | 267.62 | 11/30/2016 |
| 614423 | 11/18/2016 | W/R | CAROL ANDREGG | 750.00 | 11/30/2016 |
| 614424 | 11/18/2016 | W/R | ADVANCE AUTO PARTS (CARQUEST) | 181.80 | 11/30/2016 |
| 614425 | 11/18/2016 | W/W | CASTLE NOEL | 187.00 | |
| 614426 | 11/18/2016 | W/R | CENTRAL INSTRUMENT CO. | 866.95 | 11/30/2016 |
| 614427 | 11/18/2016 | W/R | CHARLOTTE KOLKE | 104.41 | 11/18/2016 |
| 614428 | 11/18/2016 | W/R | CINTAS CORPORATION | 62.47 | 11/30/2016 |
| 614429 | 11/18/2016 | W/W | CLEVELAND CLINIC ATWORK | 260.00 | |
| 614430 | 11/18/2016 | W/R | CLEVELAND PLUMBING SUPPLY CO. | 217.53 | 11/30/2016 |
| 614431 | 11/18/2016 | W/W | COLUMBIA GAS OF OHIO, INC | 186.95 | |
| 614432 | 11/18/2016 | W/R | CONNEY SAFETY PRODUCTS | 894.20 | 11/30/2016 |
| 614433 | 11/18/2016 | W/W | COSI ON WHEELS | 792.00 | |
| 614434 | 11/18/2016 | W/W | CREATIVE MATHEMATICS | 229.00 | |
| 614435 | 11/18/2016 | W/R | CROWN TROPHY OF MEDINA | 59.70 | 11/30/2016 |
| 614436 | 11/18/2016 | W/R | DEBORAH REED | 59.22 | 11/18/2016 |
| 614437 | 11/18/2016 | W/R | DIAMOND GROUP FUNDRAISING | 22,987.19 | 11/30/2016 |
| 614438 | 11/18/2016 | W/W | DOMINO'S PIZZA | 300.00 | |
| 614439 | 11/18/2016 | W/R | EASY GRAPHICS CORP | 3,253.68 | 11/30/2016 |
| 614440 | 11/18/2016 | W/R | ESC OF MEDINA COUNTY | 184.16 | 11/30/2016 |
| 614441 | 11/18/2016 | W/R | FASTENAL INDUSTRIAL & | 7.19 | 11/30/2016 |
| 614442 | 11/18/2016 | W/W | FBN SYSTEMS, INC. | 395.00 | |
| 614443 | 11/18/2016 | W/W | OASBO - FIVE COUNTY | 30.00 | |
| 614444 | 11/18/2016 | W/R | FOLLETT SCHOOL SOLUTIONS, INC. | 126.42 | 11/30/2016 |
| 614445 | 11/18/2016 | W/R | FRONTIER | 680.90 | 11/30/2016 |
| 614446 | 11/18/2016 | W/R | NAPA AUTOMOTIVE PARTS & SERVIC | 97.90 | 11/30/2016 |
| 614447 | 11/18/2016 | W/R | GIONINO'S PIZZARIA | 66.75 | 11/30/2016 |
| 614448 | 11/18/2016 | W/R | GLIDDEN PROFESSIONAL | 72.15 | 11/30/2016 |
| 614449 | 11/18/2016 | W/R | GOODWILL INDUSTRIES AKRON INC | 1,274.00 | 11/18/2016 |
| 614450 | 11/18/2016 | W/R | GORDON FOOD SERVICE | 126.98 | 11/30/2016 |
| 614451 | 11/18/2016 | W/R | GORDON FOOD SERVICE | 2.99 | 11/30/2016 |
| 614452 | 11/18/2016 | W/R | GRAINGER SUPPLY CO | 72.51 | 11/30/2016 |
| 614453 | 11/18/2016 | W/W | GREATER CLEVELAND AQUARIUM | 280.50 | |
| 614454 | 11/18/2016 | W/R | GREATER MEDINA CHAMBER | 36.00 | 11/30/2016 |
| 614455 | 11/18/2016 | W/W | PIZZA HUT | 286.00 | |
| 614456 | 11/18/2016 | W/R | HEINEMANN | 74.50 | 11/30/2016 |
| 614457 | 11/18/2016 | W/R | HOME APPLIANCE | 538.95 | 11/30/2016 |

Date: 12/07/2016

C H E C K R E G I S T E R
Processing Month: November 2016
MEDINA CITY SCHOOL DISTRICT

Page: 6
(CHKREG)

| Check# | Check Date | Org Sta | Vendor Paid | Check Amount | Status Date |
|--------|------------|---------|------------------------------|--------------|-------------|
| 614458 | 11/18/2016 | W/R | HOUGHTON MIFFLIN | 5,900.00 | 11/30/2016 |
| 614459 | 11/18/2016 | W/R | ICANDI GRAPHICS | 843.85 | 11/30/2016 |
| 614460 | 11/18/2016 | W/R | JAMA JOHNSON | 79.45 | 11/18/2016 |
| 614461 | 11/18/2016 | W/W | JOE RAILEY | 144.12 | |
| 614462 | 11/18/2016 | W/R | JOHN TELLONI | 65.00 | 11/18/2016 |
| 614463 | 11/18/2016 | W/R | JOHNSON CONTROLS, INC. | 2,156.50 | 11/30/2016 |
| 614464 | 11/18/2016 | W/W | JULIE WILLIAMS | 2,310.00 | |
| 614465 | 11/18/2016 | W/R | KIM HALLOCK | 59.49 | 11/18/2016 |
| 614466 | 11/18/2016 | W/R | LAURIE HYKES | 37.26 | 11/18/2016 |
| 614467 | 11/18/2016 | W/R | LODI LUMBER | 57.02 | 11/30/2016 |
| 614468 | 11/18/2016 | W/R | MARCIA AGUIAR | 84.62 | 11/30/2016 |
| 614469 | 11/18/2016 | W/R | MCS FOOD SERVICE DEPT. | 1,321.75 | 11/30/2016 |
| 614470 | 11/18/2016 | W/R | MEDINA CITY SCHOOLS | 312.55 | 11/30/2016 |
| 614471 | 11/18/2016 | W/R | MEDINA HARDWARE, INC | 777.57 | 11/30/2016 |
| 614472 | 11/18/2016 | W/R | MEDINA TRACTOR SALES | 7.68 | 11/30/2016 |
| 614473 | 11/18/2016 | W/R | MENTOR SCIENCE OLYMPIAD | 85.00 | 11/30/2016 |
| 614474 | 11/18/2016 | W/R | MERITECH, INC | 5,000.00 | 11/30/2016 |
| 614475 | 11/18/2016 | W/R | MICHELLE MCGRATH | 191.19 | 11/30/2016 |
| 614476 | 11/18/2016 | W/R | MNJ TECHNOLOGIES DIRECT INC. | 1,010.00 | 11/30/2016 |
| 614477 | 11/18/2016 | W/W | MODERN ROBOTICS, INC | 50.00 | |
| 614478 | 11/18/2016 | W/W | MUSIC THEATRE INTERNATIONAL | 847.00 | |
| 614479 | 11/18/2016 | W/R | NASCO | 51.20 | 11/30/2016 |
| 614480 | 11/18/2016 | W/R | NOREEN PAFFUMI | 66.84 | 11/18/2016 |
| 614481 | 11/18/2016 | W/R | OAASFEP | 425.00 | 11/30/2016 |
| 614482 | 11/18/2016 | W/W | OAGC | 790.00 | |
| 614483 | 11/18/2016 | W/W | OHIO HIGH SCHOOL BOY'S | 100.00 | |
| 614484 | 11/18/2016 | W/R | OPFMA | 220.00 | 11/30/2016 |
| 614485 | 11/18/2016 | W/R | ORIENTAL TRADING COMPANY | 55.48 | 11/30/2016 |
| 614486 | 11/18/2016 | W/R | PAUL WORSENCROFT | 236.52 | 11/18/2016 |
| 614487 | 11/18/2016 | W/W | PIONEER DRAMA SERVICE, INC | 390.00 | |
| 614488 | 11/18/2016 | W/R | PRAXAIR | 23.45 | 11/30/2016 |
| 614489 | 11/18/2016 | W/R | PSI AFFILIATES, INC. | 2,528.00 | 11/30/2016 |
| 614490 | 11/18/2016 | W/R | REALLY GOOD STUFF | 51.36 | 11/30/2016 |
| 614491 | 11/18/2016 | W/R | REDTREE INVESTMENT GROUP | 1,501.65 | 11/30/2016 |
| 614492 | 11/18/2016 | W/R | REINHARDT SUPPLY COMPANY | 878.75 | 11/30/2016 |
| 614493 | 11/18/2016 | W/R | RENAISSANCE LEARNING, INC. | 4,665.50 | 11/30/2016 |
| 614494 | 11/18/2016 | W/W | RICK PUCKRIN | 75.00 | |
| 614495 | 11/18/2016 | W/R | S3 TECHNOLOGIES | 5,985.00 | 11/30/2016 |
| 614496 | 11/18/2016 | W/R | SANSON COMPANY | 1,327.70 | 11/30/2016 |
| 614497 | 11/18/2016 | W/R | SC STRATEGIC SOLUTIONS LLC | 90.00 | 11/30/2016 |
| 614498 | 11/18/2016 | W/R | SCHOLASTIC BOOK FAIRS | 5,201.40 | 11/30/2016 |
| 614499 | 11/18/2016 | W/R | SAX ARTS AND CRAFTS | 8,742.57 | 11/30/2016 |
| 614500 | 11/18/2016 | W/R | SCHOOL SPECIALTY, INC | 8,248.07 | 11/30/2016 |
| 614501 | 11/18/2016 | W/R | SHANIKA ANTHONY | 500.00 | 11/30/2016 |
| 614502 | 11/18/2016 | W/R | SHEARER EQUIPMENT | 198.28 | 11/30/2016 |
| 614503 | 11/18/2016 | W/R | SHELLY JANSEN | 61.78 | 11/18/2016 |
| 614504 | 11/18/2016 | W/R | SMETZER'S TIRE CENTER, INC. | 3,426.01 | 11/30/2016 |
| 614505 | 11/18/2016 | W/R | SOCCER POST | 504.92 | 11/30/2016 |
| 614506 | 11/18/2016 | W/W | SPORTSWORLD | 2,594.75 | |
| 614507 | 11/18/2016 | W/W | ST. IGNATIUS HIGH SCHOOL | 400.00 | |
| 614508 | 11/18/2016 | W/R | STANDARD WELDING & STEEL | 16.50 | 11/30/2016 |
| 614509 | 11/18/2016 | W/R | STAPLES BUSINESS ADVANTAGE | 641.60 | 11/30/2016 |

Date: 12/07/2016

C H E C K R E G I S T E R
Processing Month: November 2016
MEDINA CITY SCHOOL DISTRICT

Page: 7
(CHKREG)

| Check# | Check Date | Org Sta | Vendor Paid | Check Amount | Status Date |
|--------|------------|---------|-------------------------------|--------------|-------------|
| 614510 | 11/18/2016 | W/R | STEPHEN SIVARD | 150.00 | 11/30/2016 |
| 614511 | 11/18/2016 | W/W | SUPERIOR-SPEEDIE PORTABLE | 63.43 | |
| 614512 | 11/18/2016 | W/V | TALBERT'S COMMERCIAL PRODUCTS | 103.27 | 11/21/2016 |
| 614513 | 11/18/2016 | W/R | TEACHERS SYNERGY, LLC | 156.01 | 11/30/2016 |
| 614514 | 11/18/2016 | W/R | TECHNOLOGY ENGINEERING | 15,212.50 | 11/18/2016 |
| 614515 | 11/18/2016 | W/R | W.B. MASON CO., INC. | 39.52 | 11/30/2016 |
| 614516 | 11/18/2016 | W/W | WESTLAKE BOARD OF EDUCATION | 80.00 | |
| 614517 | 11/18/2016 | W/R | WILLIAM COLATRUGLIO | 38.85 | 11/30/2016 |
| 614518 | 11/18/2016 | W/R | WOLFF BROS. SUPPLY, INC. | 95.82 | 11/30/2016 |
| 614519 | 11/21/2016 | B/B | KRIS OR WILLIAM KOSCO | 75.00 | |
| 614520 | 11/21/2016 | B/B | GREGORY GREENE | 124.50 | |
| 614521 | 11/21/2016 | B/R | CHERYL PRUDEN | 60.50 | 11/30/2016 |
| 614522 | 11/21/2016 | B/R | KAREN MEYER | 16.50 | 11/30/2016 |
| 614523 | 11/21/2016 | B/R | KELLI KOHN | 14.25 | 11/30/2016 |
| 614524 | 11/21/2016 | B/B | TOULA BARLOW | 54.30 | |
| 614525 | 11/21/2016 | B/B | ESMERALDA STEELE | 33.00 | |
| 614526 | 11/21/2016 | B/R | MELISSA OR RYAN CASSEL | 15.00 | 11/30/2016 |
| 614527 | 11/21/2016 | B/B | MITZI OR MATTHEW SOKOLOWSKI | 4.50 | |
| 614528 | 11/21/2016 | B/B | LISA BECK | 35.00 | |
| 614529 | 11/21/2016 | B/B | LAURA BERTHOLD | 4.00 | |
| 614530 | 11/21/2016 | B/B | DANIEL OR JENNIFER SKOP | 16.99 | |
| 614531 | 11/21/2016 | B/R | BETHANY PITTMAN | 65.00 | 11/18/2016 |
| 614532 | 11/21/2016 | B/R | CAROLYN FISHER | 65.00 | 11/30/2016 |
| 614533 | 11/21/2016 | B/B | CHARLENE MCCARTHY | 70.00 | |
| 614534 | 11/21/2016 | B/R | HEATHER DENMAN | 65.00 | 11/30/2016 |
| 614535 | 11/21/2016 | B/R | JAMES OR ANN MARIE STUART | 65.00 | 11/30/2016 |
| 614536 | 11/21/2016 | B/B | JULIE PARSONS | 65.00 | |
| 614537 | 11/21/2016 | B/R | KRIS MILLIKEN | 65.00 | 11/30/2016 |
| 614538 | 11/21/2016 | B/R | LINDA HOPTRY | 65.00 | 11/30/2016 |
| 614539 | 11/21/2016 | B/R | LISA OR JASON BARRY | 65.00 | 11/30/2016 |
| 614540 | 11/21/2016 | B/B | MICHELE LEE BENJAMIN | 65.00 | |
| 614541 | 11/21/2016 | B/R | MONA OR MARK DAVIS | 70.00 | 11/30/2016 |
| 614542 | 11/21/2016 | B/B | REBECCA SCHMELLER | 65.00 | |
| 614543 | 11/21/2016 | B/B | TERI ROBSON | 70.00 | |
| 614544 | 11/30/2016 | W/W | PRINCETON DEBATE PANEL | 1,240.00 | |
| 614545 | 11/30/2016 | W/W | ABC FIRE INC | 1,250.00 | |
| 614546 | 11/30/2016 | W/W | ABC THERAPY, LTD | 15,816.25 | |
| 614547 | 11/30/2016 | W/V | ADAPTIVEMALL.COM LLC | 241.40 | 11/30/2016 |
| 614548 | 11/30/2016 | W/W | ANGELA NUCKOLS | 735.00 | |
| 614549 | 11/30/2016 | W/W | ANTHONY BELSITO | 378.00 | |
| 614550 | 11/30/2016 | W/W | ATLAS PEN & PENCIL LLC | 132.22 | |
| 614551 | 11/30/2016 | W/W | BAKER & TAYLOR COMPANY | 757.37 | |
| 614552 | 11/30/2016 | W/W | BARNES & NOBLE BOOKSELLERS | 1,482.00 | |
| 614553 | 11/30/2016 | W/W | BEYOND WORDS: MUSIC & DANCE | 140.00 | |
| 614554 | 11/30/2016 | W/W | BLICK ART MATERIALS LLC | 779.54 | |
| 614555 | 11/30/2016 | W/W | BRADFORD SCOTT QUADE | 104.00 | |
| 614556 | 11/30/2016 | W/W | BUEHLER'S MARKETS | 1,606.89 | |
| 614557 | 11/30/2016 | W/W | C MARTIN TRUCKING | 1,262.02 | |
| 614558 | 11/30/2016 | W/W | DOMINIC'S PIZZA | 166.18 | |
| 614559 | 11/30/2016 | W/W | CARRON ASPHALT PAVING, INC | 13,920.07 | |
| 614560 | 11/30/2016 | W/W | CAMP CHRISTOPHER | 100.00 | |
| 614561 | 11/30/2016 | W/W | CLEVELAND CAVALIERS | 4,500.00 | |

Date: 12/07/2016

C H E C K R E G I S T E R
Processing Month: November 2016
MEDINA CITY SCHOOL DISTRICT

Page: 8
(CHKREG)

| Check# | Check Date | Org Sta | Vendor Paid | Check Amount | Status Date |
|--------|------------|---------|--------------------------------|--------------|-------------|
| 614562 | 11/30/2016 | W/W | CLEVELAND CLINIC ATWORK | 754.00 | |
| 614563 | 11/30/2016 | W/W | CLEVELAND MUSEUM OF | 196.00 | |
| 614564 | 11/30/2016 | W/W | COLUMBIA GAS OF OHIO, INC | 3,828.39 | |
| 614565 | 11/30/2016 | W/W | CPM EDUCATIONAL PROGRAM | 110.00 | |
| 614566 | 11/30/2016 | W/W | CROSS THREAD SOLUTIONS LLC | 218.34 | |
| 614567 | 11/30/2016 | W/W | DAWN CIPRO | 41.85 | |
| 614568 | 11/30/2016 | W/W | DENNIS REGLING | 595.00 | |
| 614569 | 11/30/2016 | W/W | DOMINO'S PIZZA | 138.00 | |
| 614570 | 11/30/2016 | W/W | EASY GRAPHICS CORP | 16,041.40 | |
| 614571 | 11/30/2016 | W/W | ELIZABETH RISSMILLER | 1,452.50 | |
| 614572 | 11/30/2016 | W/V | ESC OF MEDINA COUNTY | 78,367.72 | 11/30/2016 |
| 614573 | 11/30/2016 | W/W | FOLLETT SCHOOL SOLUTIONS, INC. | 501.71 | |
| 614574 | 11/30/2016 | W/W | GIONINO'S PIZZARIA | 153.72 | |
| 614575 | 11/30/2016 | W/W | GOPHER SPORT | 133.24 | |
| 614576 | 11/30/2016 | W/W | PIZZA HUT | 299.00 | |
| 614577 | 11/30/2016 | W/W | HARPLEY CS LLC | 900.00 | |
| 614578 | 11/30/2016 | W/W | INNOVATIVE LEARNING CONCEPTS | 732.24 | |
| 614579 | 11/30/2016 | W/W | JEANNE BLANKENSHIP | 478.26 | |
| 614580 | 11/30/2016 | W/W | KIRK VOZAR | 210.00 | |
| 614581 | 11/30/2016 | W/W | LANGUAGE LEARNING ASSOCIATES | 16,862.50 | |
| 614582 | 11/30/2016 | W/W | LORI S KELLY | 2,714.50 | |
| 614583 | 11/30/2016 | W/W | MALLEY'S CHOCOLATES | 3,600.00 | |
| 614584 | 11/30/2016 | W/W | MCS FOOD SERVICE DEPT. | 479.81 | |
| 614585 | 11/30/2016 | W/W | MEDINA CITY SCHOOLS | 2,000.00 | |
| 614586 | 11/30/2016 | W/W | MEDINA COUNTY PORT AUTHORITY | 853.00 | |
| 614587 | 11/30/2016 | W/W | MEGAN PERKINS | 420.00 | |
| 614588 | 11/30/2016 | W/W | MHS | 375.00 | |
| 614589 | 11/30/2016 | W/W | MICHAEL MAULDIN | 3,200.00 | |
| 614590 | 11/30/2016 | W/W | MICHAEL WESNER | 120.00 | |
| 614591 | 11/30/2016 | W/W | MNJ TECHNOLOGIES DIRECT INC. | 15,000.00 | |
| 614592 | 11/30/2016 | W/W | MYOFFICEPRODUCTS, LLC | 160.00 | |
| 614593 | 11/30/2016 | W/W | NATIONAL GEOGRAPHIC SCHOOL | 1,386.00 | |
| 614594 | 11/30/2016 | W/W | NATIONAL GEOGRAPHIC EXPLORER | 410.85 | |
| 614595 | 11/30/2016 | W/W | NOWAK TOUR & TRAVEL, INC. | 535.00 | |
| 614596 | 11/30/2016 | W/W | OASBO | 795.00 | |
| 614597 | 11/30/2016 | W/W | OHIO EDISON COMPANY | 26,509.40 | |
| 614598 | 11/30/2016 | W/W | OHM ADVISORS | 400.00 | |
| 614599 | 11/30/2016 | W/W | P & A ADMINISTRATIVE SERVICES | 355.20 | |
| 614600 | 11/30/2016 | W/W | PHONAK, INC | 862.83 | |
| 614601 | 11/30/2016 | W/V | PRO-ED, INC. | 203.50 | 11/30/2016 |
| 614602 | 11/30/2016 | W/W | PSI AFFILIATES, INC. | 21,066.58 | |
| 614603 | 11/30/2016 | W/W | READING RECOVERY COUNCIL OF | 485.00 | |
| 614604 | 11/30/2016 | W/W | RON KUNKEL | 125.00 | |
| 614605 | 11/30/2016 | W/W | SCHOLASTIC READING CLUB | 75.00 | |
| 614606 | 11/30/2016 | W/W | SCHOOL HEALTH CORPORATION | 97.67 | |
| 614607 | 11/30/2016 | W/W | SCHOOL SPECIALTY, INC | 505.04 | |
| 614608 | 11/30/2016 | W/W | SENDERO THERAPIES, INC. | 21,618.00 | |
| 614609 | 11/30/2016 | W/W | SOLUTIONS BEHAVIORAL | 37,972.92 | |
| 614610 | 11/30/2016 | W/W | SPORTSWORLD | 1,069.50 | |
| 614611 | 11/30/2016 | W/W | STEVEN MISHLER | 98.39 | |
| 614612 | 11/30/2016 | W/W | TALBERT'S COMMERCIAL PRODUCTS | 661.28 | |
| 614613 | 11/30/2016 | W/W | THE UNINSURED WINGMAN | 290.00 | |

Date: 12/07/2016

C H E C K R E G I S T E R
Processing Month: November 2016
MEDINA CITY SCHOOL DISTRICT

Page: 9
(CHKREG)

| Check# | Check Date | Org Sta | Vendor Paid | Check Amount | Status Date |
|--------|------------|---------|------------------------------|--------------|-------------|
| 614614 | 11/30/2016 | W/W | TOWN & COUNTRY CO-OP INC. | 14,277.80 | |
| 614615 | 11/30/2016 | W/W | TREASURER, STATE OF OHIO | 954.05 | |
| 614616 | 11/30/2016 | W/W | USA CUSTOM APPAREL LLC | 227.00 | |
| 614617 | 11/30/2016 | W/W | VERIZON BUSINESS | 934.06 | |
| 614618 | 11/30/2016 | W/W | VINEZ CONSTRUCTION GROUP LLC | 8,100.00 | |
| 614619 | 11/30/2016 | W/W | WENDY GOOD | 203.59 | |
| 614620 | 11/30/2016 | W/W | WILLIAMS SPORTS FLOORS | 6,180.00 | |
| 614621 | 11/30/2016 | W/W | ZANER-BLOSER, INC | 23,613.76 | |
| 614622 | 11/30/2016 | B/B | CREATIVE SHOW PROMOTIONS | 5,424.00 | |
| 614623 | 11/30/2016 | B/B | CHRISTINE DREIFKE | 215.00 | |
| 614624 | 11/30/2016 | W/W | ALAN GRIEGER | 110.00 | |
| 614625 | 11/30/2016 | W/W | AMY VICKERS | 110.00 | |
| 614626 | 11/30/2016 | W/W | BERNARD MITCHELL | 80.00 | |
| 614627 | 11/30/2016 | W/W | BRUCE MCDIARMID | 80.00 | |
| 614628 | 11/30/2016 | W/W | BRUCE MOLDOVAN | 50.00 | |
| 614629 | 11/30/2016 | W/W | CATHY JACKSON | 50.00 | |
| 614630 | 11/30/2016 | W/W | CRAIG LANE | 80.00 | |
| 614631 | 11/30/2016 | W/W | CURRAN CAVANAUGH | 100.00 | |
| 614632 | 11/30/2016 | W/W | GARY WAYNE LILLY | 80.00 | |
| 614633 | 11/30/2016 | W/W | JAMES A GLESSNER | 110.00 | |
| 614634 | 11/30/2016 | W/W | JOSEPH POLACK | 100.00 | |
| 614635 | 11/30/2016 | W/W | JOYCE GARN | 110.00 | |
| 614636 | 11/30/2016 | W/W | KRIS McCONAHY | 80.00 | |
| 614637 | 11/30/2016 | W/W | LEIGH A LITMAN | 80.00 | |
| 614638 | 11/30/2016 | W/W | LISA SANDERS | 110.00 | |
| 614639 | 11/30/2016 | W/W | MARY BARRINGER | 110.00 | |
| 614640 | 11/30/2016 | W/W | MATT MOSSBRUGER | 130.00 | |
| 614641 | 11/30/2016 | W/W | RICHARD P PERKINS | 130.00 | |
| 614642 | 11/30/2016 | W/W | SANFORD I SIEGLER | 65.00 | |
| 614643 | 11/30/2016 | W/W | STEPHEN DOYLE | 110.00 | |
| 614644 | 11/30/2016 | W/W | STEVEN MORTENSEN | 50.00 | |
| 614645 | 11/30/2016 | W/W | BARBARA HUNTER | 60.00 | |
| 614646 | 11/30/2016 | W/W | DOUGLAS A GILBERT | 60.00 | |
| 614647 | 11/30/2016 | W/W | JAMES DEMO | 60.00 | |
| 614648 | 11/30/2016 | W/W | JIM SELLERS | 60.00 | |
| 614649 | 11/30/2016 | W/W | JOHN A CUSHER | 60.00 | |
| 614650 | 11/30/2016 | W/W | LUCAS GILBERT | 60.00 | |
| 614651 | 11/30/2016 | W/W | PHILIP HORVATH | 60.00 | |
| 614652 | 11/30/2016 | W/W | RALPH DURBIN | 60.00 | |
| 614653 | 11/30/2016 | W/W | ROBERT T SMALLING | 60.00 | |
| 614654 | 11/30/2016 | W/W | TOM EATON | 60.00 | |
| 942336 | 11/04/2016 | C/C | MEMO -MEDINA CITY SCHOOLS | 1,841,189.47 | |
| 942337 | 11/18/2016 | C/C | MEMO -MEDINA CITY SCHOOLS | 1,841,859.97 | |
| 942338 | 11/17/2016 | C/C | MEMO -MEDINA CITY SCHOOLS | 3,737.88 | |

Total Checks Issued \$ 11,979,097.74

Date: 12/07/16
Time: 3:07 pm

MEDINA CITY SCHOOL DISTRICT
Appropriation Account Summary
SORTED BY FUND-SCC

Page: 1
(APPSUM)

| FYTD Appropriated | Prior FY Carryover Encumbrances | FYTD Expendable | FYTD Actual Expenditures | MTD Actual Expenditures | Current Encumbrances | FYTD Unencumbered Balance | FYTD Percent Exp/Enc |
|--|---------------------------------------|--------------------|--------------------------------|-------------------------------|-------------------------|---------------------------------|----------------------------|
| *****TOTAL FOR FUND-SCC 001 0000 (GENERAL FUND): | | | | | | | |
| 70,257,584.72 | 1,245,163.02 | 71,502,747.74 | 29,870,619.72 | 5,183,644.56 | 2,447,256.69 | 39,184,871.33 | 45.20 |
| ===== | | | | | | | |
| *****TOTAL FOR FUND-SCC 002 0000 (BOND RETIREMENT): | | | | | | | |
| 1,420,075.00 | 0.00 | 1,420,075.00 | 9,363.63 | 0.00 | 0.00 | 1,410,711.37 | 0.66 |
| ===== | | | | | | | |
| *****TOTAL FOR FUND-SCC 002 9000 (BOND RETIREMENT - NEW ELEM/SR HIGH): | | | | | | | |
| 4,303,111.50 | 0.00 | 4,303,111.50 | 4,789,979.04 | 4,762,668.25 | 789,518.25 | 1,276,385.79 | 129.66 |
| ===== | | | | | | | |
| *****TOTAL FOR FUND-SCC 002 9012 (LOCAL SALES TAX RETIREMENT OF COPS): | | | | | | | |
| 1,741,837.50 | 0.00 | 1,741,837.50 | 0.00 | 0.00 | 1,737,368.75 | 4,468.75 | 99.74 |
| ===== | | | | | | | |
| *****TOTAL FOR FUND-SCC 002 9014 (CONSOLIDATION - ENERGY & TRANSP NOTES): | | | | | | | |
| 340,893.75 | 0.00 | 340,893.75 | 314,906.21 | 0.00 | 0.00 | 25,987.54 | 92.38 |
| ===== | | | | | | | |
| *****TOTAL FOR FUND-SCC 003 9001 (MEDINA CITY REC CENTER-PERMANENT IMPROV.): | | | | | | | |
| 138,000.00 | 12,300.00 | 150,300.00 | 10,581.06 | 0.00 | 7,300.00 | 132,418.94 | 11.90 |
| ===== | | | | | | | |
| *****TOTAL FOR FUND-SCC 006 0000 (LUNCHROOM FUND): | | | | | | | |
| 2,343,123.89 | 40,115.07 | 2,383,238.96 | 880,383.07 | 170,801.31 | 288,007.01 | 1,214,848.88 | 49.03 |
| ===== | | | | | | | |
| *****TOTAL FOR FUND-SCC 007 9333 (RIOS STUDENT LEADER SCHOLAR.): | | | | | | | |
| 5,000.00 | 0.00 | 5,000.00 | 0.00 | 0.00 | 0.00 | 5,000.00 | 0.00 |
| ===== | | | | | | | |
| *****TOTAL FOR FUND-SCC 009 9000 (STAR): | | | | | | | |
| 23,909.00 | 0.00 | 23,909.00 | 0.00 | 0.00 | 0.00 | 23,909.00 | 0.00 |
| ===== | | | | | | | |
| *****TOTAL FOR FUND-SCC 009 9110 (UNIFORM SUPPLIES GARFIELD): | | | | | | | |
| 9,688.50 | 369.74 | 10,058.24 | 1,481.02 | 410.85 | 2,792.00 | 5,785.22 | 42.48 |
| ===== | | | | | | | |

Date: 12/07/16
Time: 3:07 pm

MEDINA CITY SCHOOL DISTRICT
Appropriation Account Summary
SORTED BY FUND-SCC

Page: 2
(APPSUM)

| FYTD Appropriated | Prior FY Carryover Encumbrances | FYTD Expendable | FYTD Actual Expenditures | MTD Actual Expenditures | Current Encumbrances | FYTD Unencumbered Balance | FYTD Percent Exp/Enc |
|---|---------------------------------------|--------------------|--------------------------------|-------------------------------|-------------------------|---------------------------------|----------------------------|
| *****TOTAL FOR FUND-SCC 009 9120 (UNIFORM SUPPLIES - CANAVAN): | | | | | | | |
| 12,365.00 | 2,786.30 | 15,151.30 | 10,762.15 | 228.11 | 1,771.89 | 2,617.26 | 82.73 |
| ===== | | | | | | | |
| *****TOTAL FOR FUND-SCC 009 9130 (UNIFORM SUPPLIES - FENN): | | | | | | | |
| 16,167.56 | 0.00 | 16,167.56 | 12,104.95 | 0.00 | 3,256.92 | 805.69 | 95.02 |
| ===== | | | | | | | |
| *****TOTAL FOR FUND-SCC 009 9140 (UNIFORM SUPPLIES - HERITAGE): | | | | | | | |
| 11,305.00 | 0.00 | 11,305.00 | 12,623.06 | 1,486.26 | 28.87 | 1,346.93 | 111.91 |
| ===== | | | | | | | |
| *****TOTAL FOR FUND-SCC 009 9160 (UNIFORM SUPPLIES - BLAKE): | | | | | | | |
| 14,818.50 | 0.00 | 14,818.50 | 12,529.82 | 0.00 | 1,915.12 | 373.56 | 97.48 |
| ===== | | | | | | | |
| *****TOTAL FOR FUND-SCC 009 9170 (UNIFORM SUPPLIES - RALPH WAITE ELEMENTARY): | | | | | | | |
| 16,004.00 | 0.00 | 16,004.00 | 12,788.40 | 118.13 | 1,631.87 | 1,583.73 | 90.10 |
| ===== | | | | | | | |
| *****TOTAL FOR FUND-SCC 009 9180 (UNIFORM SUPPLIES - ELIZA NORTHROP ELEMENTARY): | | | | | | | |
| 14,149.50 | 0.00 | 14,149.50 | 12,335.44 | 30.21 | 864.52 | 949.54 | 93.29 |
| ===== | | | | | | | |
| *****TOTAL FOR FUND-SCC 009 9200 (UNIFORM SUPPLIES - CLAGGETT MIDDLE SCHOOL): | | | | | | | |
| 56,885.00 | 400.00 | 57,285.00 | 32,760.11 | 10,107.53 | 1,856.74 | 22,668.15 | 60.43 |
| ===== | | | | | | | |
| *****TOTAL FOR FUND-SCC 009 9210 (UNIFORM SUPPLIES - A.I. ROOT MIDDLE SCHOOL): | | | | | | | |
| 41,542.00 | 173.06 | 41,715.06 | 29,345.07 | 7,178.45 | 3,929.53 | 8,440.46 | 79.77 |
| ===== | | | | | | | |
| *****TOTAL FOR FUND-SCC 009 9300 (UNIFORM SUPPLIES - SENIOR HIGH SCHOOL): | | | | | | | |
| 165,854.00 | 9,668.95 | 175,522.95 | 65,528.12 | 27,611.31 | 64,218.99 | 45,775.84 | 73.92 |
| ===== | | | | | | | |
| *****TOTAL FOR FUND-SCC 014 9016 (MEDINA CNTY JUV DET CNTR): | | | | | | | |
| 281,341.00 | 0.00 | 281,341.00 | 118,276.86 | 21,699.05 | 0.00 | 163,064.14 | 42.04 |
| ===== | | | | | | | |

Date: 12/07/16
Time: 3:07 pm

MEDINA CITY SCHOOL DISTRICT
Appropriation Account Summary
SORTED BY FUND-SCC

Page: 3
(APPSUM)

| FYTD Appropriated | Prior FY Carryover Encumbrances | FYTD Expendable | FYTD Actual Expenditures | MTD Actual Expenditures | Current Encumbrances | FYTD Unencumbered Balance | FYTD Percent Exp/Enc |
|---|---------------------------------------|--------------------|--------------------------------|-------------------------------|-------------------------|---------------------------------|----------------------------|
| *****TOTAL FOR FUND-SCC 014 9115 (EVOLVE FY 15): | | | | | | | |
| 32,187.00 | 17.55 | 32,204.55 | 8.32 | 0.00 | 0.00 | 32,196.23 | 0.03 |
| ===== | | | | | | | |
| *****TOTAL FOR FUND-SCC 014 9116 (EVOLVE FY 16): | | | | | | | |
| 637,754.74 | 27,869.88 | 665,624.62 | 242,878.02 | 76,055.29 | 25,043.23 | 397,703.37 | 40.25 |
| ===== | | | | | | | |
| *****TOTAL FOR FUND-SCC 016 0000 (EMERGENCY LEVY): | | | | | | | |
| 3,648,076.12 | 0.00 | 3,648,076.12 | 1,468,680.97 | 274,241.15 | 10,616.80 | 2,168,778.35 | 40.55 |
| ===== | | | | | | | |
| *****TOTAL FOR FUND-SCC 018 9110 (PRINCIPAL'S FUND - GARFIELD): | | | | | | | |
| 15,000.00 | 52.45 | 15,052.45 | 1,443.60 | 300.49 | 974.12 | 12,634.73 | 16.06 |
| ===== | | | | | | | |
| *****TOTAL FOR FUND-SCC 018 9111 (GARFIELD SCHOOL STORE): | | | | | | | |
| 250.00 | 0.00 | 250.00 | 50.00 | 0.00 | 0.00 | 200.00 | 20.00 |
| ===== | | | | | | | |
| *****TOTAL FOR FUND-SCC 018 9113 (GARFIELD MEDIA CENTER): | | | | | | | |
| 3,500.00 | 11.23 | 3,511.23 | 11.23 | 0.00 | 0.00 | 3,500.00 | 0.32 |
| ===== | | | | | | | |
| *****TOTAL FOR FUND-SCC 018 9120 (PRINCIPAL - CANAVAN): | | | | | | | |
| 30,999.00 | 0.00 | 30,999.00 | 4,959.17 | 1,811.29 | 6,580.50 | 19,459.33 | 37.23 |
| ===== | | | | | | | |
| *****TOTAL FOR FUND-SCC 018 9122 (CANAVAN SCHOOL STORE): | | | | | | | |
| 586.69 | 0.00 | 586.69 | 0.00 | 0.00 | 0.00 | 586.69 | 0.00 |
| ===== | | | | | | | |
| *****TOTAL FOR FUND-SCC 018 9123 (BOOK FAIR - CANAVAN): | | | | | | | |
| 10,000.00 | 219.08 | 10,219.08 | 5,612.05 | 5,201.40 | 15.79 | 4,591.24 | 55.07 |
| ===== | | | | | | | |
| *****TOTAL FOR FUND-SCC 018 9130 (PRINCIPAL - FENN): | | | | | | | |
| 28,050.00 | 20,729.79 | 48,779.79 | 13,529.07 | 2,190.73 | 12,330.20 | 22,920.52 | 53.01 |
| ===== | | | | | | | |

Date: 12/07/16
Time: 3:07 pm

MEDINA CITY SCHOOL DISTRICT
Appropriation Account Summary
SORTED BY FUND-SCC

Page: 4
(APPSUM)

| FYTD Appropriated | Prior FY Carryover Encumbrances | FYTD Expendable | FYTD Actual Expenditures | MTD Actual Expenditures | Current Encumbrances | FYTD Unencumbered Balance | FYTD Percent Exp/Enc |
|---|---------------------------------------|--------------------|--------------------------------|-------------------------------|-------------------------|---------------------------------|----------------------------|
| *****TOTAL FOR FUND-SCC 018 9132 (FENN SCHOOL STORE): | | | | | | | |
| 1,000.00 | 0.00 | 1,000.00 | 396.23 | 0.00 | 300.00 | 303.77 | 69.62 |
| ===== | | | | | | | |
| *****TOTAL FOR FUND-SCC 018 9133 (BOOK FAIR - FENN): | | | | | | | |
| 0.00 | 7,964.74 | 7,964.74 | 7,964.74 | 0.00 | 0.00 | 0.00 | 100.00 |
| ===== | | | | | | | |
| *****TOTAL FOR FUND-SCC 018 9135 (MEDINA SKI TEAM - DISTRICTWIDE): | | | | | | | |
| 6,000.00 | 0.00 | 6,000.00 | 0.00 | 0.00 | 0.00 | 6,000.00 | 0.00 |
| ===== | | | | | | | |
| *****TOTAL FOR FUND-SCC 018 9140 (PRINCIPAL'S FUND - HERITAGE): | | | | | | | |
| 8,900.00 | 2,303.47 | 11,203.47 | 4,116.20 | 429.36 | 796.23 | 6,291.04 | 43.85 |
| ===== | | | | | | | |
| *****TOTAL FOR FUND-SCC 018 9143 (HERITAGE MEDIA CENTER): | | | | | | | |
| 6,200.00 | 132.94 | 6,332.94 | 5,326.16 | 0.00 | 0.00 | 1,006.78 | 84.10 |
| ===== | | | | | | | |
| *****TOTAL FOR FUND-SCC 018 9160 (PRINCIPAL'S FUND - H G BLAKE): | | | | | | | |
| 20,900.00 | 182.15 | 21,082.15 | 8,184.23 | 5,717.08 | 2,985.62 | 9,912.30 | 52.98 |
| ===== | | | | | | | |
| *****TOTAL FOR FUND-SCC 018 9163 (BLAKE MEDIA CENTER): | | | | | | | |
| 5,000.00 | 194.65 | 5,194.65 | 1,173.20 | 0.00 | 0.00 | 4,021.45 | 22.58 |
| ===== | | | | | | | |
| *****TOTAL FOR FUND-SCC 018 9170 (PRINCIPALS FUND - RALPH WAITE ELEMENTARY): | | | | | | | |
| 27,800.00 | 0.00 | 27,800.00 | 3,714.85 | 549.59 | 5,202.35 | 18,882.80 | 32.08 |
| ===== | | | | | | | |
| *****TOTAL FOR FUND-SCC 018 9173 (MEDIA CENTER RALPH WAITE ELEMENTARY): | | | | | | | |
| 13,000.00 | 0.00 | 13,000.00 | 0.00 | 0.00 | 10,000.00 | 3,000.00 | 76.92 |
| ===== | | | | | | | |
| *****TOTAL FOR FUND-SCC 018 9180 (PRINCIPALS FUND ELIZA NORTHROP ELEMENTARY): | | | | | | | |
| 17,150.00 | 0.00 | 17,150.00 | 3,090.00 | 59.49 | 2,634.03 | 11,425.97 | 33.38 |
| ===== | | | | | | | |

Date: 12/07/16
Time: 3:07 pm

MEDINA CITY SCHOOL DISTRICT
Appropriation Account Summary
SORTED BY FUND-SCC

Page: 5
(APPSUM)

| FYTD Appropriated | Prior FY Carryover Encumbrances | FYTD Expendable | FYTD Actual Expenditures | MTD Actual Expenditures | Current Encumbrances | FYTD Unencumbered Balance | FYTD Percent Exp/Enc |
|--|---------------------------------------|--------------------|--------------------------------|-------------------------------|-------------------------|---------------------------------|----------------------------|
| *****TOTAL FOR FUND-SCC 018 9181 (NORTHROP ELEMENTARY SCHOOL STORE): | | | | | | | |
| 200.00 | 0.00 | 200.00 | 0.00 | 0.00 | 0.00 | 200.00 | 0.00 |
| ===== | | | | | | | |
| *****TOTAL FOR FUND-SCC 018 9183 (MEDIA CENTER ELIZA NORTHROP ELEMENTARY): | | | | | | | |
| 5,500.00 | 0.00 | 5,500.00 | 169.25 | 169.25 | 5,130.75 | 200.00 | 96.36 |
| ===== | | | | | | | |
| *****TOTAL FOR FUND-SCC 018 9200 (PRINCIPAL'S FUND - CLAGGETT M.S.): | | | | | | | |
| 31,550.00 | 3,317.55 | 34,867.55 | 7,668.18 | 1,264.60 | 2,455.66 | 24,743.71 | 29.04 |
| ===== | | | | | | | |
| *****TOTAL FOR FUND-SCC 018 9203 (CLAGGETT M.S. MEDIA CENTER): | | | | | | | |
| 7,300.00 | 76.62 | 7,376.62 | 106.41 | 0.00 | 2,945.47 | 4,324.74 | 41.37 |
| ===== | | | | | | | |
| *****TOTAL FOR FUND-SCC 018 9210 (PRINCIPAL'S FUND - ROOT M.S.): | | | | | | | |
| 28,000.00 | 731.59 | 28,731.59 | 2,240.68 | 383.19 | 6,236.82 | 20,254.09 | 29.51 |
| ===== | | | | | | | |
| *****TOTAL FOR FUND-SCC 018 9211 (ROOT M.S. MEDIA CENTER): | | | | | | | |
| 4,050.00 | 320.41 | 4,370.41 | 331.90 | 0.00 | 2,477.31 | 1,561.20 | 64.28 |
| ===== | | | | | | | |
| *****TOTAL FOR FUND-SCC 018 9213 (SPECIAL FUNDRAISER - ROOT M.S.): | | | | | | | |
| 32,000.00 | 0.00 | 32,000.00 | 22,987.19 | 22,987.19 | 0.00 | 9,012.81 | 71.83 |
| ===== | | | | | | | |
| *****TOTAL FOR FUND-SCC 018 9300 (PRINCIPAL'S FUND - SENIOR HIGH): | | | | | | | |
| 47,500.00 | 42,365.78 | 89,865.78 | 42,819.51 | 414.78 | 41,531.72 | 5,514.55 | 93.86 |
| ===== | | | | | | | |
| *****TOTAL FOR FUND-SCC 018 9301 (MEDIA CENTER FUND): | | | | | | | |
| 1,370.00 | 0.00 | 1,370.00 | 50.00 | 0.00 | 0.00 | 1,320.00 | 3.65 |
| ===== | | | | | | | |
| *****TOTAL FOR FUND-SCC 018 9302 (SPECIAL FUNDRAISER - SENIOR HIGH): | | | | | | | |
| 37,000.00 | 0.00 | 37,000.00 | 0.00 | 0.00 | 0.00 | 37,000.00 | 0.00 |
| ===== | | | | | | | |

Date: 12/07/16
Time: 3:07 pm

MEDINA CITY SCHOOL DISTRICT
Appropriation Account Summary
SORTED BY FUND-SCC

Page: 6
(APPSUM)

| FYTD Appropriated | Prior FY Carryover Encumbrances | FYTD Expendable | FYTD Actual Expenditures | MTD Actual Expenditures | Current Encumbrances | FYTD Unencumbered Balance | FYTD Percent Exp/Enc |
|---|---------------------------------------|--------------------|--------------------------------|-------------------------------|-------------------------|---------------------------------|----------------------------|
| *****TOTAL FOR FUND-SCC 018 9303 (PERFORMING ARTS): | | | | | | | |
| 54,300.00 | 7,655.00 | 61,955.00 | 23,550.36 | 9,813.37 | 35,922.64 | 2,482.00 | 95.99 |
| ===== | | | | | | | |
| *****TOTAL FOR FUND-SCC 018 9304 (BATTLING BEES BOOKSTORE): | | | | | | | |
| 18,150.00 | 0.00 | 18,150.00 | 5,270.33 | 2,237.70 | 10,978.41 | 1,901.26 | 89.52 |
| ===== | | | | | | | |
| *****TOTAL FOR FUND-SCC 018 9305 (FLEXIBLE CREDIT FUND): | | | | | | | |
| 250.00 | 0.00 | 250.00 | 240.11 | 0.00 | 0.00 | 9.89 | 96.04 |
| ===== | | | | | | | |
| *****TOTAL FOR FUND-SCC 018 9901 (PUBLIC SCHOOL SUPPORT - INSTRUCTION DEPT.): | | | | | | | |
| 8,200.00 | 1,145.29 | 9,345.29 | 1,896.47 | 0.00 | 6,276.90 | 1,171.92 | 87.46 |
| ===== | | | | | | | |
| *****TOTAL FOR FUND-SCC 018 9905 (PUBLIC SCHOOL SUPPORT/STUDENT SERVICES): | | | | | | | |
| 0.00 | 4.45 | 4.45 | 2,167.99 | 922.66 | 0.00 | 2,163.54- | 0.00 |
| ===== | | | | | | | |
| *****TOTAL FOR FUND-SCC 018 9906 (COMMUNICATIONS - PUBLIC SCHOOL SUPPORT): | | | | | | | |
| 2,300.00 | 0.00 | 2,300.00 | 2,228.50 | 199.00 | 0.00 | 71.50 | 96.89 |
| ===== | | | | | | | |
| *****TOTAL FOR FUND-SCC 019 9000 (ADAMH GRANT): | | | | | | | |
| 6,000.00 | 0.00 | 6,000.00 | 1,140.00 | 0.00 | 4,860.00 | 0.00 | 100.00 |
| ===== | | | | | | | |
| *****TOTAL FOR FUND-SCC 019 9017 (MCDAC GRANT FY17): | | | | | | | |
| 82,368.00 | 0.00 | 82,368.00 | 42,480.04 | 12,899.18 | 0.00 | 39,887.96 | 51.57 |
| ===== | | | | | | | |
| *****TOTAL FOR FUND-SCC 019 9715 (FUEL UP - BLAKE): | | | | | | | |
| 519.07 | 19.07 | 538.14 | 0.00 | 0.00 | 0.00 | 538.14 | 0.00 |
| ===== | | | | | | | |
| *****TOTAL FOR FUND-SCC 020 9001 (TRANSPORTATION ENTERPRISE): | | | | | | | |
| 35,000.00 | 209.18 | 35,209.18 | 406.00 | 132.02 | 3,094.00 | 31,709.18 | 9.94 |
| ===== | | | | | | | |

Date: 12/07/16
Time: 3:07 pm

MEDINA CITY SCHOOL DISTRICT
Appropriation Account Summary
SORTED BY FUND-SCC

Page: 7
(APPSUM)

| FYTD Appropriated | Prior FY Carryover Encumbrances | FYTD Expendable | FYTD Actual Expenditures | MTD Actual Expenditures | Current Encumbrances | FYTD Unencumbered Balance | FYTD Percent Exp/Enc |
|--|---------------------------------------|--------------------|--------------------------------|-------------------------------|-------------------------|---------------------------------|----------------------------|
| *****TOTAL FOR FUND-SCC 022 9000 (Unclaimed funds): | | | | | | | |
| 10,000.00 | 0.00 | 10,000.00 | 2,000.00 | 0.00 | 8,000.00 | 0.00 | 100.00 |
| ===== | | | | | | | |
| *****TOTAL FOR FUND-SCC 022 9300 (OH HIGH SCHOOL ATH ASSOC FUND): | | | | | | | |
| 53,414.50 | 0.00 | 53,414.50 | 4,525.00 | 4,525.00 | 6,116.69 | 42,772.81 | 19.92 |
| ===== | | | | | | | |
| *****TOTAL FOR FUND-SCC 024 9001 (MEDICAL AND DRUG/SELF INSURANCE FUNDS): | | | | | | | |
| 7,345,213.00 | 5,959.84 | 7,351,172.84 | 3,027,196.22 | 731,522.67 | 2,682,830.52 | 1,641,146.10 | 77.68 |
| ===== | | | | | | | |
| *****TOTAL FOR FUND-SCC 024 9002 (DENTAL SELF INSURANCE FUNDS): | | | | | | | |
| 650,000.00 | 0.00 | 650,000.00 | 271,621.05 | 54,713.32 | 0.00 | 378,378.95 | 41.79 |
| ===== | | | | | | | |
| *****TOTAL FOR FUND-SCC 024 9094 (FLEX PRO): | | | | | | | |
| 8,500.00 | 0.00 | 8,500.00 | 31,093.56 | 15,181.89 | 144,115.08 | 166,708.64- | 0.00 |
| ===== | | | | | | | |
| *****TOTAL FOR FUND-SCC 027 0000 (WORKMANS COMP.-SELF INS): | | | | | | | |
| 190,000.00 | 0.00 | 190,000.00 | 18,067.40 | 2,685.35 | 83,814.65 | 88,117.95 | 53.62 |
| ===== | | | | | | | |
| *****TOTAL FOR FUND-SCC 071 9013 (LOCAL SALES TAX PERMANENT IMPROVEMENTS): | | | | | | | |
| 2,837,587.50 | 28,511.34 | 2,866,098.84 | 950,239.81 | 111,496.51 | 60,017.64 | 1,855,841.39 | 35.25 |
| ===== | | | | | | | |
| *****TOTAL FOR FUND-SCC 200 9110 (GARFIELD STUDENT COUNCIL/K-KIDS CLUB): | | | | | | | |
| 1,200.00 | 0.00 | 1,200.00 | 37.12 | 0.00 | 125.00 | 1,037.88 | 13.51 |
| ===== | | | | | | | |
| *****TOTAL FOR FUND-SCC 200 9121 (ELLA CANAVAN STUDENT COUNCIL): | | | | | | | |
| 408.00 | 385.78 | 793.78 | 97.62 | 66.75 | 283.25 | 412.91 | 47.98 |
| ===== | | | | | | | |
| *****TOTAL FOR FUND-SCC 200 9185 (K-KIDS KIWANIS ACTIVITY CLUB-NORTHROP): | | | | | | | |
| 3,000.00 | 0.00 | 3,000.00 | 817.66 | 799.00 | 182.34 | 2,000.00 | 33.33 |
| ===== | | | | | | | |

Date: 12/07/16
Time: 3:07 pm

MEDINA CITY SCHOOL DISTRICT
Appropriation Account Summary
SORTED BY FUND-SCC

Page: 8
(APPSUM)

| FYTD Appropriated | Prior FY Carryover Encumbrances | FYTD Expendable | FYTD Actual Expenditures | MTD Actual Expenditures | Current Encumbrances | FYTD Unencumbered Balance | FYTD Percent Exp/Enc |
|--|---------------------------------------|--------------------|--------------------------------|-------------------------------|-------------------------|---------------------------------|----------------------------|
| *****TOTAL FOR FUND-SCC 200 9202 (CLAGGETT MIDDLE SCH. STUDENT COUNCIL): | | | | | | | |
| 5,000.00 | 236.94 | 5,236.94 | 1,193.93 | 272.20 | 1,791.07 | 2,251.94 | 57.00 |
| ===== | | | | | | | |
| *****TOTAL FOR FUND-SCC 200 9205 (CLAGGETT MIDDLE SCH. BUILDERS CLUB): | | | | | | | |
| 800.00 | 0.00 | 800.00 | 0.00 | 0.00 | 150.00 | 650.00 | 18.75 |
| ===== | | | | | | | |
| *****TOTAL FOR FUND-SCC 200 9209 (CLAGGETT MIDDLE SCHOOL DRAMA CLUB): | | | | | | | |
| 5,000.00 | 0.00 | 5,000.00 | 847.00 | 847.00 | 4,153.00 | 0.00 | 100.00 |
| ===== | | | | | | | |
| *****TOTAL FOR FUND-SCC 200 9256 (DRAMA CLUB - ROOT M.S.): | | | | | | | |
| 3,790.00 | 77.17 | 3,867.17 | 1,249.75 | 1,239.87 | 2,540.25 | 77.17 | 98.00 |
| ===== | | | | | | | |
| *****TOTAL FOR FUND-SCC 200 9258 (STUDENT COUNCIL - ROOT M.S.): | | | | | | | |
| 990.00 | 182.96 | 1,172.96 | 50.00 | 0.00 | 250.00 | 872.96 | 25.58 |
| ===== | | | | | | | |
| *****TOTAL FOR FUND-SCC 200 9301 (YOUNG AMERICANS FOR FREEDOM): | | | | | | | |
| 1,000.00 | 0.00 | 1,000.00 | 0.00 | 0.00 | 50.00 | 950.00 | 5.00 |
| ===== | | | | | | | |
| *****TOTAL FOR FUND-SCC 200 9302 (ART CLUB): | | | | | | | |
| 130.00 | 0.00 | 130.00 | 0.00 | 0.00 | 130.00 | 0.00 | 100.00 |
| ===== | | | | | | | |
| *****TOTAL FOR FUND-SCC 200 9305 (CHEMCLUB): | | | | | | | |
| 300.00 | 0.00 | 300.00 | 0.00 | 0.00 | 290.00 | 10.00 | 96.67 |
| ===== | | | | | | | |
| *****TOTAL FOR FUND-SCC 200 9307 (CHOIR): | | | | | | | |
| 30,000.00 | 7,451.10 | 37,451.10 | 6,241.30 | 0.00 | 27,437.57 | 3,772.23 | 89.93 |
| ===== | | | | | | | |
| *****TOTAL FOR FUND-SCC 200 9312 (DRAMA CLUB): | | | | | | | |
| 36,500.00 | 0.00 | 36,500.00 | 41.70 | 0.00 | 36,000.00 | 458.30 | 98.74 |
| ===== | | | | | | | |

Date: 12/07/16
Time: 3:07 pm

MEDINA CITY SCHOOL DISTRICT
Appropriation Account Summary
SORTED BY FUND-SCC

Page: 9
(APPSUM)

| FYTD Appropriated | Prior FY Carryover Encumbrances | FYTD Expendable | FYTD Actual Expenditures | MTD Actual Expenditures | Current Encumbrances | FYTD Unencumbered Balance | FYTD Percent Exp/Enc |
|--|---------------------------------------|--------------------|--------------------------------|-------------------------------|-------------------------|---------------------------------|----------------------------|
| *****TOTAL FOR FUND-SCC 200 9318 (GIRLS LEADERSHIP CLUB): | | | | | | | |
| 1,200.00 | 0.00 | 1,200.00 | 641.75 | 255.00 | 558.25 | 0.00 | 100.00 |
| ===== | | | | | | | |
| *****TOTAL FOR FUND-SCC 200 9321 (KEY CLUB): | | | | | | | |
| 10,000.00 | 0.00 | 10,000.00 | 1,119.30 | 1,071.31 | 8,778.69 | 102.01 | 98.98 |
| ===== | | | | | | | |
| *****TOTAL FOR FUND-SCC 200 9323 (MEDINAMITE): | | | | | | | |
| 900.00 | 0.00 | 900.00 | 25.00 | 25.00 | 645.00 | 230.00 | 74.44 |
| ===== | | | | | | | |
| *****TOTAL FOR FUND-SCC 200 9324 (MEDINIAN): | | | | | | | |
| 15,000.00 | 0.00 | 15,000.00 | 6,342.02 | 0.00 | 8,657.98 | 0.00 | 100.00 |
| ===== | | | | | | | |
| *****TOTAL FOR FUND-SCC 200 9325 (MUSIC - BAND): | | | | | | | |
| 20,000.00 | 678.22 | 20,678.22 | 3,399.99 | 0.00 | 18,000.00 | 721.77- | 103.49 |
| ===== | | | | | | | |
| *****TOTAL FOR FUND-SCC 200 9326 (NATIONAL HONOR SOCIETY): | | | | | | | |
| 2,850.00 | 0.00 | 2,850.00 | 0.00 | 0.00 | 2,850.00 | 0.00 | 100.00 |
| ===== | | | | | | | |
| *****TOTAL FOR FUND-SCC 200 9327 (ORCHESTRA): | | | | | | | |
| 3,219.47 | 0.00 | 3,219.47 | 1,219.47 | 0.00 | 2,000.00 | 0.00 | 100.00 |
| ===== | | | | | | | |
| *****TOTAL FOR FUND-SCC 200 9332 (SPANISH CLUB): | | | | | | | |
| 4,800.00 | 0.00 | 4,800.00 | 1,069.50 | 1,069.50 | 3,730.50 | 0.00 | 100.00 |
| ===== | | | | | | | |
| *****TOTAL FOR FUND-SCC 200 9333 (STUDENT COUNCIL): | | | | | | | |
| 36,000.00 | 0.00 | 36,000.00 | 15,473.92 | 5,203.51 | 5,526.08 | 15,000.00 | 58.33 |
| ===== | | | | | | | |
| *****TOTAL FOR FUND-SCC 200 9335 (LATIN CLUB): | | | | | | | |
| 1,600.00 | 0.00 | 1,600.00 | 205.76 | 26.15 | 1,394.24 | 0.00 | 100.00 |
| ===== | | | | | | | |

Date: 12/07/16
Time: 3:07 pm

MEDINA CITY SCHOOL DISTRICT
Appropriation Account Summary
SORTED BY FUND-SCC

Page: 10
(APPSUM)

| FYTD Appropriated | Prior FY Carryover Encumbrances | FYTD Expendable | FYTD Actual Expenditures | MTD Actual Expenditures | Current Encumbrances | FYTD Unencumbered Balance | FYTD Percent Exp/Enc |
|---|---------------------------------------|--------------------|--------------------------------|-------------------------------|-------------------------|---------------------------------|----------------------------|
| *****TOTAL FOR FUND-SCC 200 9337 (AMERICAN SIGN LANGUAGE CLUB): | | | | | | | |
| 74.31 | 0.00 | 74.31 | 0.00 | 0.00 | 74.31 | 0.00 | 100.00 |
| ===== | | | | | | | |
| *****TOTAL FOR FUND-SCC 200 9339 (SPEECH/DEBATE CLUB): | | | | | | | |
| 33,500.00 | 41.50 | 33,541.50 | 11,059.60 | 4,411.60 | 14,846.00 | 7,635.90 | 77.23 |
| ===== | | | | | | | |
| *****TOTAL FOR FUND-SCC 200 9340 (S. A. D. D.): | | | | | | | |
| 550.00 | 0.00 | 550.00 | 0.00 | 0.00 | 550.00 | 0.00 | 100.00 |
| ===== | | | | | | | |
| *****TOTAL FOR FUND-SCC 200 9346 (PENGUIN BOWL/NOSB): | | | | | | | |
| 650.00 | 0.00 | 650.00 | 0.00 | 0.00 | 650.00 | 0.00 | 100.00 |
| ===== | | | | | | | |
| *****TOTAL FOR FUND-SCC 200 9350 (TECHNOLOGY CLUB): | | | | | | | |
| 1,200.00 | 0.00 | 1,200.00 | 525.00 | 50.00 | 475.00 | 200.00 | 83.33 |
| ===== | | | | | | | |
| *****TOTAL FOR FUND-SCC 200 9352 (VIDEO CLUB - SR HI): | | | | | | | |
| 7,000.00 | 0.00 | 7,000.00 | 1,233.41 | 170.00 | 5,766.59 | 0.00 | 100.00 |
| ===== | | | | | | | |
| *****TOTAL FOR FUND-SCC 200 9353 (CHINESE CLUB): | | | | | | | |
| 250.00 | 0.00 | 250.00 | 49.98 | 0.00 | 200.02 | 0.00 | 100.00 |
| ===== | | | | | | | |
| *****TOTAL FOR FUND-SCC 200 9355 (GAY STRAIGHT ALLIANCE): | | | | | | | |
| 500.00 | 0.00 | 500.00 | 305.48 | 32.48 | 194.52 | 0.00 | 100.00 |
| ===== | | | | | | | |
| *****TOTAL FOR FUND-SCC 200 9380 (V O F T): | | | | | | | |
| 39,000.00 | 0.00 | 39,000.00 | 734.02 | 299.60 | 36,200.40 | 2,065.58 | 94.70 |
| ===== | | | | | | | |
| *****TOTAL FOR FUND-SCC 200 9412 (CLASS OF 2012): | | | | | | | |
| 2,660.00 | 0.00 | 2,660.00 | 0.00 | 0.00 | 0.00 | 2,660.00 | 0.00 |
| ===== | | | | | | | |

Date: 12/07/16
Time: 3:07 pm

MEDINA CITY SCHOOL DISTRICT
Appropriation Account Summary
SORTED BY FUND-SCC

Page: 11
(APPSUM)

| FYTD Appropriated | Prior FY Carryover Encumbrances | FYTD Expendable | FYTD Actual Expenditures | MTD Actual Expenditures | Current Encumbrances | FYTD Unencumbered Balance | FYTD Percent Exp/Enc |
|--|---------------------------------------|--------------------|--------------------------------|-------------------------------|-------------------------|---------------------------------|----------------------------|
| *****TOTAL FOR FUND-SCC 200 9413 (CLASS OF 2013): | | | | | | | |
| 715.00 | 0.00 | 715.00 | 0.00 | 0.00 | 0.00 | 715.00 | 0.00 |
| ===== | | | | | | | |
| *****TOTAL FOR FUND-SCC 200 9414 (CLASS OF 2014): | | | | | | | |
| 360.00 | 0.00 | 360.00 | 0.00 | 0.00 | 0.00 | 360.00 | 0.00 |
| ===== | | | | | | | |
| *****TOTAL FOR FUND-SCC 200 9415 (CLASS OF 2015): | | | | | | | |
| 960.00 | 0.00 | 960.00 | 0.00 | 0.00 | 0.00 | 960.00 | 0.00 |
| ===== | | | | | | | |
| *****TOTAL FOR FUND-SCC 200 9416 (CLASS OF 2016): | | | | | | | |
| 2,500.00 | 0.00 | 2,500.00 | 147.58 | 0.00 | 0.00 | 2,352.42 | 5.90 |
| ===== | | | | | | | |
| *****TOTAL FOR FUND-SCC 200 9417 (CLASS OF 2017): | | | | | | | |
| 10,400.00 | 530.80 | 10,930.80 | 4,844.99 | 3,107.69 | 0.00 | 6,085.81 | 44.32 |
| ===== | | | | | | | |
| *****TOTAL FOR FUND-SCC 200 9418 (CLASS OF 2018): | | | | | | | |
| 16,350.00 | 0.00 | 16,350.00 | 131.44 | 0.00 | 3,968.56 | 12,250.00 | 25.08 |
| ===== | | | | | | | |
| *****TOTAL FOR FUND-SCC 200 9419 (CLASS OF 2019): | | | | | | | |
| 6,550.00 | 0.00 | 6,550.00 | 0.00 | 0.00 | 0.00 | 6,550.00 | 0.00 |
| ===== | | | | | | | |
| *****TOTAL FOR FUND-SCC 200 9420 (CLASS OF 2020): | | | | | | | |
| 50.00 | 0.00 | 50.00 | 0.00 | 0.00 | 0.00 | 50.00 | 0.00 |
| ===== | | | | | | | |
| *****TOTAL FOR FUND-SCC 300 0000 (ATHLETIC FUND): | | | | | | | |
| 388,862.50 | 36,785.87 | 425,648.37 | 202,927.75 | 35,306.66 | 76,088.06 | 146,632.56 | 65.55 |
| ===== | | | | | | | |
| *****TOTAL FOR FUND-SCC 300 9110 (GARFIELD FIELD TRIPS): | | | | | | | |
| 4,600.00 | 0.00 | 4,600.00 | 100.00 | 100.00 | 0.00 | 4,500.00 | 2.17 |
| ===== | | | | | | | |

Date: 12/07/16
Time: 3:07 pm

MEDINA CITY SCHOOL DISTRICT
Appropriation Account Summary
SORTED BY FUND-SCC

Page: 12
(APPSUM)

| FYTD Appropriated | Prior FY Carryover Encumbrances | FYTD Expendable | FYTD Actual Expenditures | MTD Actual Expenditures | Current Encumbrances | FYTD Unencumbered Balance | FYTD Percent Exp/Enc |
|--|---------------------------------------|--------------------|--------------------------------|-------------------------------|-------------------------|---------------------------------|----------------------------|
| *****TOTAL FOR FUND-SCC 300 9120 (CANAVAN FIELD TRIP): | | | | | | | |
| 7,898.00 | 0.00 | 7,898.00 | 511.00 | 0.00 | 890.00 | 6,497.00 | 17.74 |
| ===== | | | | | | | |
| *****TOTAL FOR FUND-SCC 300 9130 (FENN FIELD TRIPS): | | | | | | | |
| 7,000.00 | 0.00 | 7,000.00 | 5,700.00 | 5,600.00 | 0.00 | 1,300.00 | 81.43 |
| ===== | | | | | | | |
| *****TOTAL FOR FUND-SCC 300 9140 (HERITAGE FIELD TRIPS): | | | | | | | |
| 5,125.00 | 0.00 | 5,125.00 | 0.00 | 0.00 | 5,000.00 | 125.00 | 97.56 |
| ===== | | | | | | | |
| *****TOTAL FOR FUND-SCC 300 9160 (BLAKE FIELD TRIPS): | | | | | | | |
| 7,075.00 | 0.00 | 7,075.00 | 0.00 | 0.00 | 0.00 | 7,075.00 | 0.00 |
| ===== | | | | | | | |
| *****TOTAL FOR FUND-SCC 300 9170 (WAITE FIELD TRIPS): | | | | | | | |
| 8,300.00 | 0.00 | 8,300.00 | 7,500.00 | 0.00 | 800.00 | 0.00 | 100.00 |
| ===== | | | | | | | |
| *****TOTAL FOR FUND-SCC 300 9180 (NORTHROP FIELD TRIPS): | | | | | | | |
| 5,875.00 | 0.00 | 5,875.00 | 1,588.00 | 1,588.00 | 450.00 | 3,837.00 | 34.69 |
| ===== | | | | | | | |
| *****TOTAL FOR FUND-SCC 300 9201 (CLAGGETT MIDDLE SCH. BAND FUND): | | | | | | | |
| 33,000.00 | 600.00 | 33,600.00 | 5,532.80 | 1,517.57 | 18,944.23 | 9,122.97 | 72.85 |
| ===== | | | | | | | |
| *****TOTAL FOR FUND-SCC 300 9208 (CLAGGETT - 6TH GRADE TRIPS): | | | | | | | |
| 154,000.00 | 84.00 | 154,084.00 | 98,165.05 | 0.00 | 733.70 | 55,185.25 | 64.18 |
| ===== | | | | | | | |
| *****TOTAL FOR FUND-SCC 300 9250 (ROOT M.S. BAND FUND): | | | | | | | |
| 17,600.00 | 0.00 | 17,600.00 | 4,080.11 | 627.21 | 16,349.61 | 2,829.72 | 116.08 |
| ===== | | | | | | | |
| *****TOTAL FOR FUND-SCC 300 9253 (ROOT M.S. BEEHIVE): | | | | | | | |
| 500.00 | 100.00 | 600.00 | 0.00 | 0.00 | 100.00 | 500.00 | 16.67 |
| ===== | | | | | | | |

Date: 12/07/16
Time: 3:07 pm

MEDINA CITY SCHOOL DISTRICT
Appropriation Account Summary
SORTED BY FUND-SCC

Page: 13
(APPSUM)

| FYTD Appropriated | Prior FY Carryover Encumbrances | FYTD Expendable | FYTD Actual Expenditures | MTD Actual Expenditures | Current Encumbrances | FYTD Unencumbered Balance | FYTD Percent Exp/Enc |
|---|---------------------------------------|--------------------|--------------------------------|-------------------------------|-------------------------|---------------------------------|----------------------------|
| *****TOTAL FOR FUND-SCC 300 9258 (ROOT - DISTRICT SUPERVISED ACTIVITIES): | | | | | | | |
| 114,318.00 | 0.00 | 114,318.00 | 101,480.25 | 2,580.25 | 1,800.00 | 11,037.75 | 90.34 |
| ===== | | | | | | | |
| *****TOTAL FOR FUND-SCC 300 9302 (BOYS VOLLEYBALL): | | | | | | | |
| 5,000.00 | 600.00 | 5,600.00 | 775.00 | 175.00 | 2,325.00 | 2,500.00 | 55.36 |
| ===== | | | | | | | |
| *****TOTAL FOR FUND-SCC 300 9303 (HUDDLE/SHUDDLE): | | | | | | | |
| 1,420.00 | 0.00 | 1,420.00 | 60.62 | 0.00 | 1,289.38 | 70.00 | 95.07 |
| ===== | | | | | | | |
| *****TOTAL FOR FUND-SCC 300 9304 (LINK CREW): | | | | | | | |
| 4,000.00 | 0.00 | 4,000.00 | 0.00 | 0.00 | 4,000.00 | 0.00 | 100.00 |
| ===== | | | | | | | |
| *****TOTAL FOR FUND-SCC 300 9305 (MHS DANCE TEAM): | | | | | | | |
| 2,900.00 | 0.00 | 2,900.00 | 0.00 | 0.00 | 0.00 | 2,900.00 | 0.00 |
| ===== | | | | | | | |
| *****TOTAL FOR FUND-SCC 300 9306 (MHS - DISTRICT SUPERVISED ACTIVITIES): | | | | | | | |
| 200.00 | 0.00 | 200.00 | 0.00 | 0.00 | 0.00 | 200.00 | 0.00 |
| ===== | | | | | | | |
| *****TOTAL FOR FUND-SCC 300 9313 (DRAMA/MUSICAL): | | | | | | | |
| 22,030.00 | 0.00 | 22,030.00 | 5,944.02 | 0.00 | 16,085.98 | 0.00 | 100.00 |
| ===== | | | | | | | |
| *****TOTAL FOR FUND-SCC 300 9334 (BEEHIVE CAFE): | | | | | | | |
| 21,550.00 | 1,052.37 | 22,602.37 | 9,758.28 | 4,136.22 | 6,405.30 | 6,438.79 | 71.51 |
| ===== | | | | | | | |
| *****TOTAL FOR FUND-SCC 300 9390 (GLOBAL TRIPS): | | | | | | | |
| 1,500.00 | 0.00 | 1,500.00 | 0.00 | 0.00 | 0.00 | 1,500.00 | 0.00 |
| ===== | | | | | | | |
| *****TOTAL FOR FUND-SCC 401 9000 (ST FRANCIS - MOBILE UNIT): | | | | | | | |
| 254,658.73 | 0.00 | 254,658.73 | 254,658.73 | 0.00 | 0.00 | 0.00 | 100.00 |
| ===== | | | | | | | |

Date: 12/07/16
Time: 3:07 pm

MEDINA CITY SCHOOL DISTRICT
Appropriation Account Summary
SORTED BY FUND-SCC

Page: 14
(APPSUM)

| FYTD Appropriated | Prior FY Carryover Encumbrances | FYTD Expendable | FYTD Actual Expenditures | MTD Actual Expenditures | Current Encumbrances | FYTD Unencumbered Balance | FYTD Percent Exp/Enc |
|--|---------------------------------------|--------------------|--------------------------------|-------------------------------|-------------------------|---------------------------------|----------------------------|
| *****TOTAL FOR FUND-SCC 401 9016 (AUXILIARY FUNDS/ST FRANCIS): | | | | | | | |
| 23,036.26 | 49,817.56 | 72,853.82 | 65,406.27 | 0.00 | 12.58 | 7,434.97 | 89.79 |
| ===== | | | | | | | |
| *****TOTAL FOR FUND-SCC 401 9017 (AUXILIARY FUNDS/ST FRANCIS): | | | | | | | |
| 402,605.37 | 0.00 | 402,605.37 | 100,939.84 | 63,428.10 | 48,537.62 | 253,127.91 | 37.13 |
| ===== | | | | | | | |
| *****TOTAL FOR FUND-SCC 401 9026 (AUX FUNDS NURTURY): | | | | | | | |
| 5,863.05 | 300.00 | 6,163.05 | 509.00 | 0.00 | 0.00 | 5,654.05 | 8.26 |
| ===== | | | | | | | |
| *****TOTAL FOR FUND-SCC 401 9027 (AUX FUNDS NURTURY): | | | | | | | |
| 15,517.98 | 0.00 | 15,517.98 | 0.00 | 0.00 | 368.00 | 15,149.98 | 2.37 |
| ===== | | | | | | | |
| *****TOTAL FOR FUND-SCC 401 9036 (AUX FUNDS MCA): | | | | | | | |
| 1,911.13 | 28,877.64 | 30,788.77 | 28,228.70 | 0.00 | 0.00 | 2,560.07 | 91.69 |
| ===== | | | | | | | |
| *****TOTAL FOR FUND-SCC 401 9037 (AUX FUNDS MCA): | | | | | | | |
| 134,489.16 | 0.00 | 134,489.16 | 37,022.81 | 15,817.56 | 10,614.57 | 86,851.78 | 35.42 |
| ===== | | | | | | | |
| *****TOTAL FOR FUND-SCC 401 9046 (AUX FUNDS KIDS COUNTRY): | | | | | | | |
| 678.89 | 7,455.97 | 8,134.86 | 6,740.63 | 0.00 | 0.00 | 1,394.23 | 82.86 |
| ===== | | | | | | | |
| *****TOTAL FOR FUND-SCC 401 9047 (AUX FUNDS KIDS COUNTRY): | | | | | | | |
| 8,621.10 | 0.00 | 8,621.10 | 0.00 | 0.00 | 0.00 | 8,621.10 | 0.00 |
| ===== | | | | | | | |
| *****TOTAL FOR FUND-SCC 401 9066 (SM WONDERS): | | | | | | | |
| 1,644.12 | 0.00 | 1,644.12 | 0.00 | 0.00 | 0.00 | 1,644.12 | 0.00 |
| ===== | | | | | | | |
| *****TOTAL FOR FUND-SCC 463 9016 (ALT ED): | | | | | | | |
| 3,496.81 | 0.00 | 3,496.81 | 0.00 | 0.00 | 0.00 | 3,496.81 | 0.00 |
| ===== | | | | | | | |

Date: 12/07/16
Time: 3:07 pm

MEDINA CITY SCHOOL DISTRICT
Appropriation Account Summary
SORTED BY FUND-SCC

Page: 15
(APPSUM)

| FYTD Appropriated | Prior FY Carryover Encumbrances | FYTD Expendable | FYTD Actual Expenditures | MTD Actual Expenditures | Current Encumbrances | FYTD Unencumbered Balance | FYTD Percent Exp/Enc |
|---|---------------------------------------|--------------------|--------------------------------|-------------------------------|-------------------------|---------------------------------|----------------------------|
| *****TOTAL FOR FUND-SCC 463 9017 (ALT ED): | | | | | | | |
| 41,553.00 | 0.00 | 41,553.00 | 12,836.10 | 3,669.15 | 0.00 | 28,716.90 | 30.89 |
| ===== | | | | | | | |
| *****TOTAL FOR FUND-SCC 516 9015 (TITLE VI-B): | | | | | | | |
| 2,690.82 | 0.00 | 2,690.82 | 0.00 | 0.00 | 0.00 | 2,690.82 | 0.00 |
| ===== | | | | | | | |
| *****TOTAL FOR FUND-SCC 516 9016 (TITLE VI-B): | | | | | | | |
| 218,413.22 | 96,097.31 | 314,510.53 | 184,860.42 | 0.00 | 0.00 | 129,650.11 | 58.78 |
| ===== | | | | | | | |
| *****TOTAL FOR FUND-SCC 516 9017 (TITLE VI-B): | | | | | | | |
| 1,424,203.33 | 0.00 | 1,424,203.33 | 372,095.44 | 97,447.00 | 88,371.59 | 963,736.30 | 32.33 |
| ===== | | | | | | | |
| *****TOTAL FOR FUND-SCC 551 9117 (TITLE III LEP): | | | | | | | |
| 11,219.47 | 0.00 | 11,219.47 | 23,512.50 | 0.00 | 0.00 | 12,293.03 | 209.57 |
| ===== | | | | | | | |
| *****TOTAL FOR FUND-SCC 572 9016 (TITLE I): | | | | | | | |
| 84,179.28 | 75,436.18 | 159,615.46 | 77,580.20 | 0.00 | 0.00 | 82,035.26 | 48.60 |
| ===== | | | | | | | |
| *****TOTAL FOR FUND-SCC 572 9017 (TITLE I): | | | | | | | |
| 577,169.94 | 0.00 | 577,169.94 | 138,309.83 | 42,910.81 | 28,287.95 | 410,572.16 | 28.86 |
| ===== | | | | | | | |
| *****TOTAL FOR FUND-SCC 572 9116 (TITLE I-D): | | | | | | | |
| 106,389.21 | 4,450.69 | 110,839.90 | 16,770.17 | 0.00 | 0.00 | 94,069.73 | 15.13 |
| ===== | | | | | | | |
| *****TOTAL FOR FUND-SCC 572 9117 (TITLE I-D): | | | | | | | |
| 86,826.59 | 0.00 | 86,826.59 | 15,678.21 | 4,991.01 | 5,079.95 | 66,068.43 | 23.91 |
| ===== | | | | | | | |
| *****TOTAL FOR FUND-SCC 587 9016 (PRESCHOOL): | | | | | | | |
| 16,961.68 | 1,827.00 | 18,788.68 | 3,069.32 | 0.00 | 0.00 | 15,719.36 | 16.34 |
| ===== | | | | | | | |

Date: 12/07/16
Time: 3:07 pm

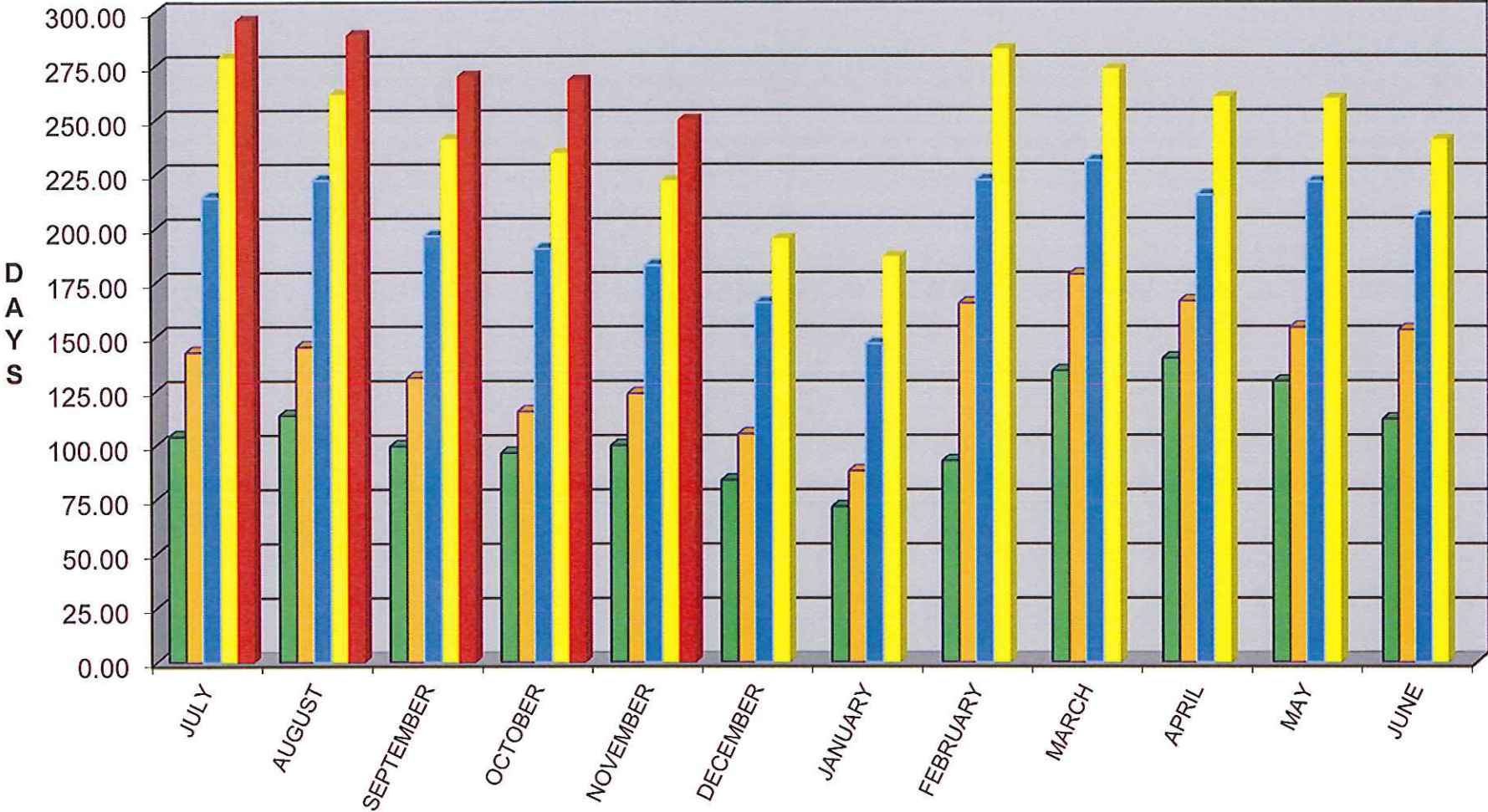
MEDINA CITY SCHOOL DISTRICT
Appropriation Account Summary
SORTED BY FUND-SCC

Page: 16
(APPSUM)

| FYTD Appropriated | Prior FY Carryover Encumbrances | FYTD Expendable | FYTD Actual Expenditures | MTD Actual Expenditures | Current Encumbrances | FYTD Unencumbered Balance | FYTD Percent Exp/Enc |
|--|---------------------------------------|--------------------|--------------------------------|-------------------------------|-------------------------|---------------------------------|----------------------------|
| *****TOTAL FOR FUND-SCC 587 9017 (PRESCHOOL): | | | | | | | |
| 32,768.05 | 0.00 | 32,768.05 | 7,303.01 | 2,280.41 | 1,605.68 | 23,859.36 | 27.19 |
| ===== | | | | | | | |
| *****TOTAL FOR FUND-SCC 590 9016 (TITLE II-A): | | | | | | | |
| 11,429.03 | 10,349.58 | 21,778.61 | 19,775.87 | 0.00 | 0.00 | 2,002.74 | 90.80 |
| ===== | | | | | | | |
| *****TOTAL FOR FUND-SCC 590 9017 (TITLE II-A): | | | | | | | |
| 133,623.04 | 0.00 | 133,623.04 | 47,059.73 | 11,677.22 | 8,263.70 | 78,299.61 | 41.40 |
| ===== | | | | | | | |
| *****TOTAL FOR FUND-SCC 599 9016 (CHILD NUTRITION SCHOOL EQUIPMENT GRANT): | | | | | | | |
| 0.00 | 6,500.00 | 6,500.00 | 6,500.00 | 0.00 | 0.00 | 0.00 | 100.00 |
| ===== | | | | | | | |
| *****GRAND TOTALS: | | | | | | | |
| 101,941,940.58 | 1,790,888.83 | 103,732,829.41 | 44,350,085.68 | 11,836,886.40 | 9,066,851.80 | 50,315,891.93 | 51.49 |
| ===== | | | | | | | |

GENERAL FUND-TRUE DAYS CASH

Includes Emergency Levy



FY 2013 FY 2014 FY 2015 FY 2016 FY 2017