

# Medina City Schools

## General Fund Analysis

November 30, 2021

	2021-2022 Original Estimate (1)	Y-T-D Actual July 2021 - June 2022 (2)	Percent	Variance (3)
Beginning Balance - July 1, 2021		50,955,289.82		0.00
General Fund	30,154,351.08			
Other Funds - Substitute Levy	20,800,938.74			
Revenue	<u>80,952,463.00</u>	<u>35,222,035.48</u>	<u>43.5%</u>	<u>45,730,427.52</u>
	<b>80,952,463.00</b>	<b>35,222,035.48</b>		<b>45,730,427.52</b>
Expenditures	87,682,937.00	35,523,945.17	40.5%	52,158,991.83
Encumbrance	851,800.00	2,915,077.43		-2,063,277.43
	<u><b>88,534,737.00</b></u>	<u><b>38,439,022.60</b></u>		<u><b>50,095,714.40</b></u>
Ending Balance - June 30, 2022	43,373,015.82	47,738,302.70		-4,365,286.88

Original Estimate revenue, expenditure and encumbrance taken from May 2021 five-year forecast  
Includes May 2018 Substitute Levy

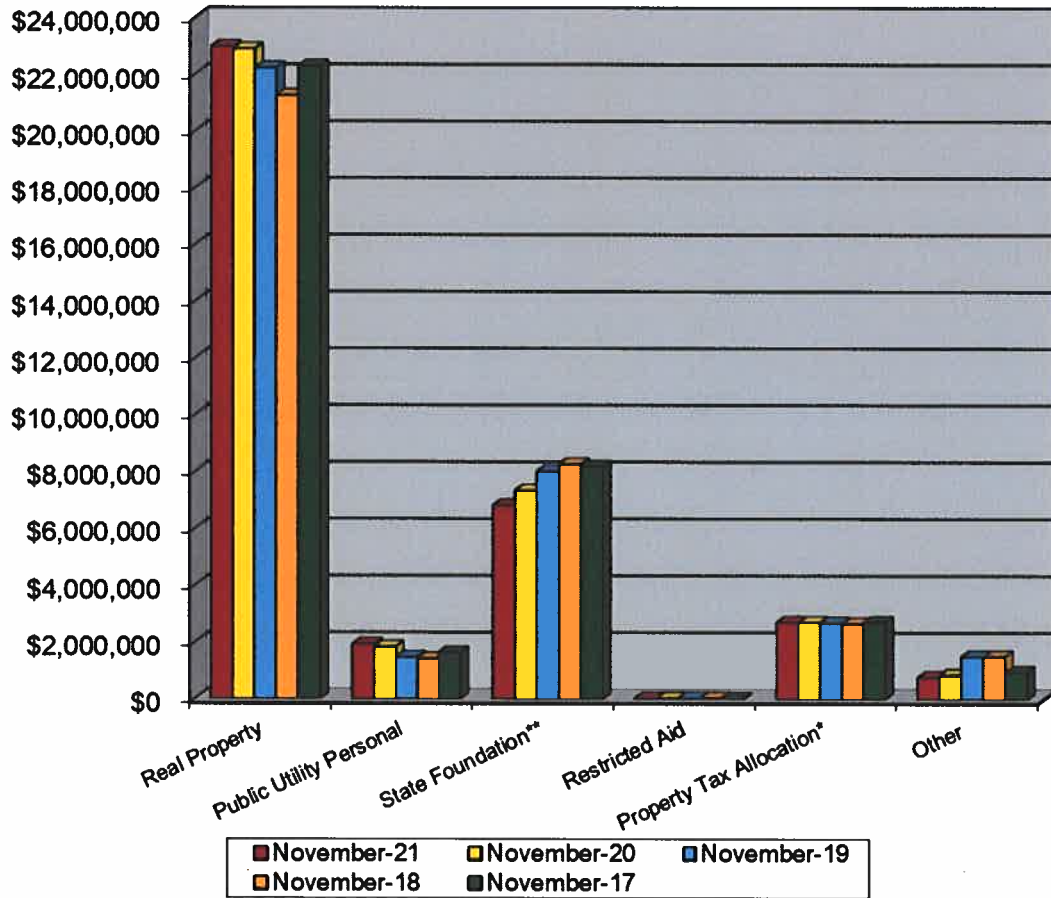
# **General Fund Summary**

November 2021

## **Revenues**

1. Real Property Taxes – Total Real Property Taxes received from the beginning of the fiscal year until November 30, 2021 is \$22,970,629.42. This is an increase of 0.3% above last year's taxes received at this time. \$-0- was collected in November.
2. Public Utility Personal Property Taxes – Total Public Utility Personal Property Taxes received from the beginning of the fiscal year until November 30, 2021 is \$1,931,102.86. These monies are distributed upon settlement from the County Auditor. This amount is listed in a separate line for State and five-year forecasting purposes. \$-0- had been transferred in November.
3. State Foundation – State Foundation monies received from the State of Ohio from the beginning of the fiscal year until November 30, 2021 total \$6,819,151.71. This is a decrease of 7.1% below last year's foundation money received at this time. This is based upon the new funding formula which does not provide money for students attending alternative schools, nor does it charge the District for these students as in the past. \$1,364,441.33 was collected in November.
4. Restricted Aid – Restricted Aid monies are for Career Tech funding and Economically Disadvantaged Students. We have added e-Rate funding as well because these funds are restrictive to technology. Monies received from the beginning of the fiscal year until November 30, 2021 total \$34,524.40. \$6,904.88 was collected in November.
5. Homestead and Rollback – Monies received from the State of Ohio from the beginning of the fiscal year until November 30, 2021 total \$2,704,435.97. Receipts are based upon the real property taxes collected and Homestead filings with the County Auditor. \$4,290.91 was collected in November.
6. Other – Other monies received from the beginning of the fiscal year until November 30, 2021 total \$769,096.00. This is a decrease of 10.3% below last year at this time. \$105,967.00 was collected in November.

## General Fund Revenue



	November-21	November-20	November-19	November-18	November-17	Current Forecast
Real Property	\$22,970,629	\$22,894,292	\$22,230,759	\$21,260,827	\$22,284,894	\$49,975,212
Public Utility Personal	\$1,931,103	\$1,837,573	\$1,474,378	\$1,422,880	\$1,633,842	\$3,904,366
State Foundation**	\$6,819,152	\$7,340,318	\$8,020,299	\$8,266,687	\$8,186,217	\$18,679,995
Restricted Aid	\$27,620	\$34,525	\$34,528	\$34,931	\$11,270	\$82,859
Property Tax Allocation*	\$2,704,436	\$2,695,062	\$2,676,250	\$2,652,827	\$2,696,725	\$5,445,195
Other	\$769,096	\$857,652	\$1,505,429	\$1,506,132	\$954,352	\$2,864,835
<b>Total</b>	<b>\$35,222,035</b>	<b>\$35,659,422</b>	<b>\$35,941,644</b>	<b>\$35,144,284</b>	<b>\$35,767,300</b>	<b>\$80,952,462</b>
State %	27.1%	28.2%	29.9%	31.2%	30.5%	

\* Includes Homestead/Rollback, Tangible Personal Property Tax Fixed Rate Loss Reimbursement and Electric Deregulation.

\*\* Includes Casino Revenue in State Foundation beginning January 2013 and Economic Disadvantaged Funding in November 2013.

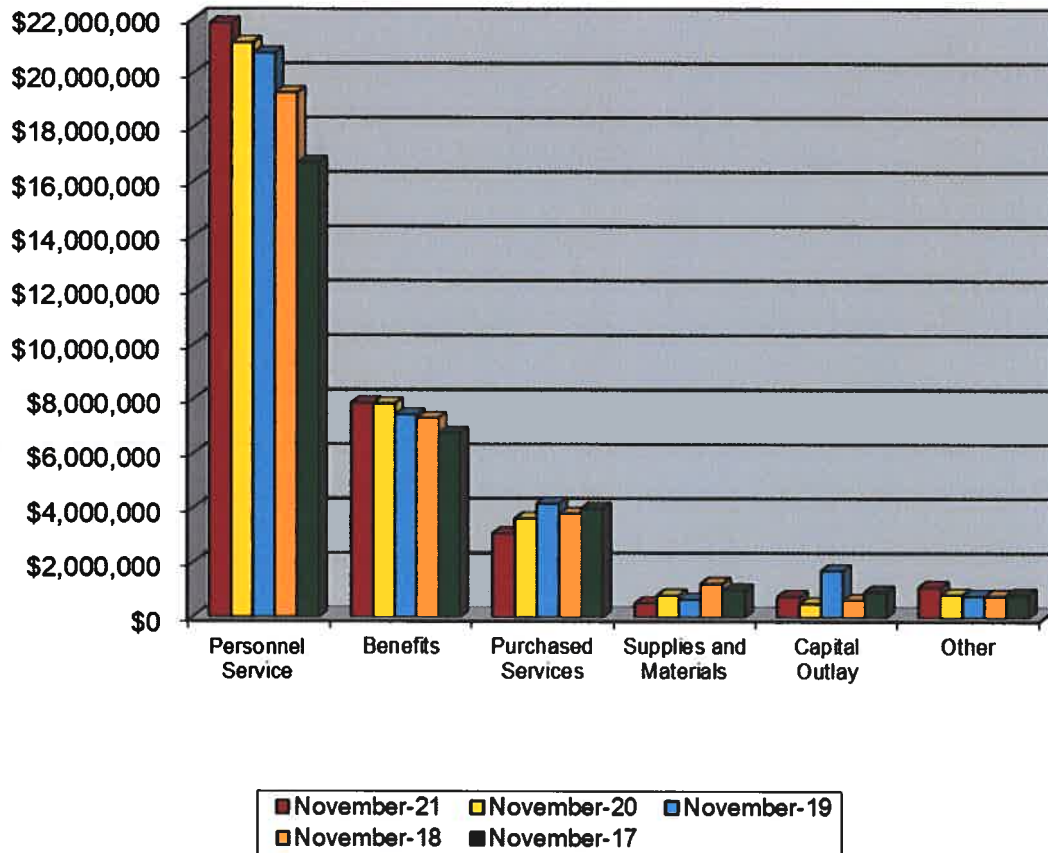
# **General Fund Summary**

November 2021

## **Expenditures**

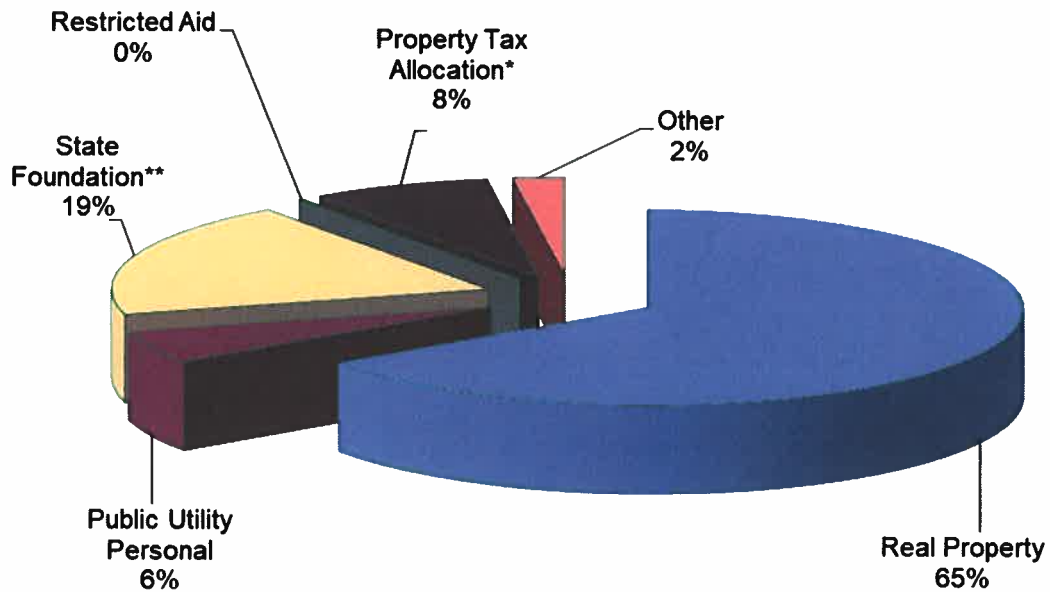
1. Personnel Services– The costs for personnel services for the School District from the beginning of the fiscal year until November 30, 2021 was \$21,839,147.64. This was an increase of 3.4% above last year at this time. \$4,193,551.20 was spent in November.
2. Benefits – The cost for benefits for the School District from the beginning of the fiscal year until November 30, 2021 was \$7,876,540.86. This was an increase of 0.3% above last year at this time. \$1,442,220.24 was spent in November.
3. Purchased Services – The cost for purchased services for the district from the beginning of the fiscal year until November 30, 2021 total \$3,077,905.97. This was a 15.1% decrease below last year at this time. \$605,766.25 was spent in November.
4. Supplies and Materials – The cost for supplies and materials for the district from the beginning of the fiscal year until November 30, 2021 total \$516,272.66. This was a 35.6% decrease below last year at this time. \$82,155.74 was spent in November.
5. Capital Outlay – The cost for capital outlay for the district from the beginning of the fiscal year until November 30, 2021 total \$759,534.47. This was a 51.7% increase above last year at this time. \$26,396.29 was spent in November.
6. Other – The cost of other expenditures excluding transfers for the district was \$1,115,331.05 for the fiscal year until November 30, 2021. This was a 33.4% increase above last year at this time. \$144,997.26 was spent in November.

## General Fund Expenditures

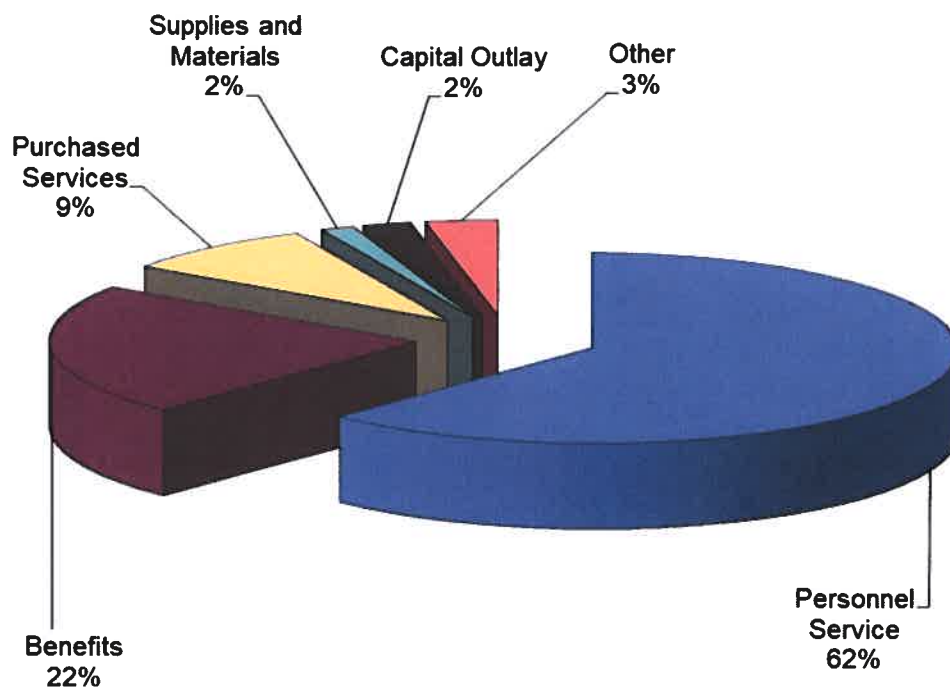


	November-21	November-20	November-19	November-18	November-17	Current Forecast
Personnel Service	\$21,839,148	\$21,126,644	\$20,743,759	\$19,277,904	\$16,713,569	\$52,161,263
Benefits	\$7,876,541	\$7,849,689	\$7,441,671	\$7,309,378	\$6,771,377	\$19,062,402
Purchased Services	\$3,077,906	\$3,626,321	\$4,170,349	\$3,801,767	\$3,991,311	\$10,169,663
Supplies and Materials	\$516,273	\$802,583	\$651,662	\$1,238,480	\$1,000,819	\$1,398,749
Capital Outlay	\$759,534	\$500,658	\$1,718,967	\$624,328	\$931,893	\$2,063,141
Other	\$1,115,331	\$836,199	\$789,504	\$792,187	\$836,611	\$1,717,813
Transfers and Adv., Etc.	\$339,213	\$0	\$327,757	\$1,000	\$0	\$1,109,907
Other than Debt						
<b>Total</b>	<b>\$35,523,945</b>	<b>\$34,742,094</b>	<b>\$35,843,669</b>	<b>\$33,045,044</b>	<b>\$30,245,580</b>	<b>\$87,682,938</b>

## Current General Fund Revenue



## Current General Fund Expenditures



**NOVEMBER 2021**

**Balance**

<b>Bank Balance - Regular Account</b>		1,891,554.38
Financial Checks Outstanding	601,002.45	
Worker Comp Outstanding	0.00	
Payroll Checks Outstanding	55,636.83	
Petty Cash		
	656,639.28	1,234,915.10
Huntington/Flex Spending	19,630.58	
Flex O/S Checks	80.97	19,549.61
JPMorgan/Metlife Claims	24,877.40	24,877.40
Westfield Bank	13,731.23	13,731.23
Westfield Bank Sweep	3,089,094.93	3,089,094.93
<b>Investments:</b>		
Redtree Investments	24,033,346.15	
T. Rowe - Collins	344,699.57	
Scudder -Collins	428,042.83	
Scudder - Bushman	7,042.02	
Kanehl Stocks	3,598.42	
Star Ohio (22923)	17,273,131.41	
Multi-Bank Securities	12,579,000.00	
Multi-Bank Money Market	4,778.69	
Fifth Third Securities	10,129,347.25	
Fifth Third Money Market	11,459.39	
	<hr/>	
<b>Total</b>	64,814,445.73	69,196,614.00
<b>Adjustments</b>		
Deposits in Transit	116,130.14	
Expenses not posted	(338.54)	
	<hr/>	
<b>Total</b>	115,791.60	69,312,405.60
<b>MCSD Balance</b>		69,312,405.60
<b>Difference Between Bank vs. Book</b>		0.00

# Medina City School District

## Sales Tax Update

Date	Sales Tax Description	Receipts	Expenditures	Balance
July 1, 2021	Beginning Balance (071) Sales Tax and (002-9012) Bond			\$3,529,350.83
July	Sales Tax Distribution	\$912,109.50		\$4,441,460.33
	Replacement of Board Office Roof Door		\$2,465.00	\$4,438,995.33
	Blake Elementary Pod A Carpet and Tile Replacement		\$15,611.00	\$4,423,384.33
	Cafeteria Tables		\$38,880.24	\$4,384,504.09
	Fleet Master Lease Agreement		\$11,830.95	\$4,372,673.14
	Field Assessment and Design Services for Summer Paving Program		\$23,081.33	\$4,349,591.81
	Refinishing 1016 Lockers at Claggett		\$19,913.60	\$4,329,678.21
	Summer Roofing Project		\$239,240.88	\$4,090,437.33
	Summer Roofing Project		\$185,694.12	\$3,904,743.21
	Roof Replacement Evaluation, Design for Root, Blake, Canavan, BOE, MHS		\$5,372.25	\$3,899,370.96
	2021 District Paving Including Transportation Bus Lot		\$183,221.31	\$3,716,149.65
	Wiring and Breakers for Scoreboard at Dukes Stadium		\$4,596.39	\$3,711,553.26
August	Fleet Master Lease Agreement		\$8,628.79	\$3,702,924.47
	Field Assessment		\$8,625.34	\$3,694,299.13
	Capp Stock 3 CS3		\$5,190.00	\$3,689,109.13
	Roof Replacement Evaluation, Design for Root, Blake, Canavan, BOE, MHS		\$5,372.25	\$3,683,736.88
	Roof Replacement MHS		\$24,900.00	\$3,658,836.88
	Summer Roofing Projects		\$305,874.00	\$3,352,962.88
	Athletic Booster Scoreboard Reimbursement	\$30,000.00		\$3,382,962.88
September	Fleet Master Lease Agreement		\$8,468.72	\$3,374,494.16
	Memorial Stadium Scoreboard		\$31,665.00	\$3,342,829.16
	MHS Roof Fireproof Patching		\$5,500.00	\$3,337,329.16
	Dukes Stadium Scoreboard		\$137,265.10	\$3,200,064.06
	Summer Roof Projects		\$35,302.50	\$3,164,761.56
	Fenn Serving Counters/Cash Register Stand		\$16,249.11	\$3,148,512.45
	Fenn Student Desk, Chairs, and Bench		\$30,372.00	\$3,118,140.45
	Capp Stock 3 CS3		(\$5,190.00)	\$3,123,330.45
	Evolve Remove and Replace Windows		\$14,522.00	\$3,108,808.45
	Remove Two Sidewalk Panels		\$4,500.00	\$3,104,308.45
	Evolve Intallation of Vinyl Floor		\$1,372.50	\$3,102,935.95
	Admin, Fenn, MHS Misc Construction		\$6,450.00	\$3,096,485.95
	Heritage Excavation Concrete		\$6,800.00	\$3,089,685.95
	MHS Antenna Installation		\$51,073.93	\$3,038,612.02
	Installation of Sound System at Dukes and Memorial Stadiums		\$30,110.00	\$3,008,502.02
	District Tree Replacemant		\$3,900.00	\$3,004,602.02
	District Summer Paving		\$6,908.16	\$2,997,693.86
	Sales Tax Distribution	\$1,072,960.38		\$4,070,654.24
	MHS Paving		\$6,400.00	\$4,064,254.24
	Heritage Excavation Concrete		\$5,214.00	\$4,059,040.24
	Fleet Master Lease Agreement		\$8,468.72	\$4,050,571.52
November	Heritage Additional Brick and Tuckpointing		\$2,100.00	\$4,048,471.52
	Ken Dukes Lighting Repair		\$4,540.21	\$4,043,931.31
	Student Combination Desks		\$23,880.00	\$4,020,051.31
	Summer Roofing Projects		\$22,918.50	\$3,997,132.81
	District Paving		\$151,275.80	\$3,845,857.01
	Fleet Master Lease Agreement		\$8,468.72	\$3,837,388.29
	COP's Principal and Interest		\$1,321,943.75	\$2,515,444.54
	Fiscal Year Totals	\$2,015,069.88	\$3,028,976.17	



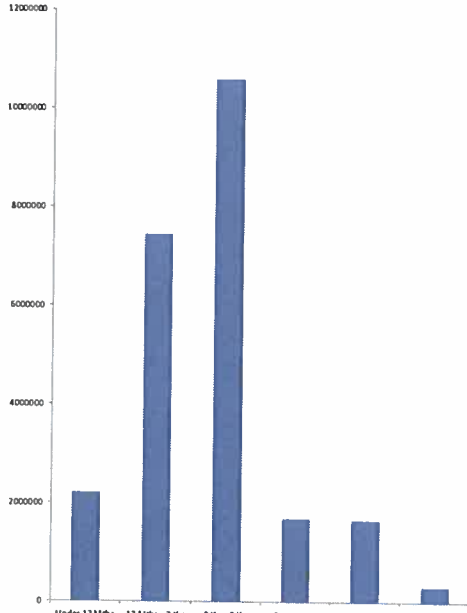

**Medina City School District**  
**Recreation Center Update**

Date	Description	District Revenue	District Expenses	City Reimbursements	Total Balance
July 1, 2021	Beginning Balance (003-9001)				\$ 237,578.90
July	No Expenditures				\$ 237,578.90
August	Bleacher Seat Replacement in Fieldhouse			\$4,245.00	\$ 241,823.90
September	Partner Marketing	\$72.60			\$ 241,896.50
	Playground, Poured in Place Sort Surface and Concrete		\$18,848.00		\$ 223,048.50
	Rain Drop Products		\$8,762.10		\$ 214,286.40
October	Leisure Pool Electricity		\$14,323.00		\$ 199,963.40
	Playground, Poured in Place Sort Surface and Concrete			\$11,336.50	\$ 211,299.90
November	Leisure Pool Electricity			\$7,161.50	\$ 218,461.40
	Rain Drop Products		\$115,462.60		\$ 102,998.80
	<b>Total Revenues, Expenditures and Reimbursements</b>	\$ 72.60	\$ 157,395.70	\$ 22,743.00	

**Monthly Investment Summary**  
**Medina City School District**  
**US Bank Custodian Acct Ending x70982**  
 November 30, 2021

Monthly Cash Flow Activity		Market Value Summary				
<b>From 10-31-21 through 11-30-21</b>		<b>Security Type</b>	<b>Market Value</b>	<b>Pct. Assets</b>	<b>Avg Yield at Cost</b>	<b>Wght Avg Mat</b>
Beginning Book Value	24,025,575.06	<b>Money Market Fund</b>				
Contributions	0.00	MONEY MARKET FUND	7,807.67	0.0	0.01	0.00
Withdrawals	0.00	<b>Fixed Income</b>				
Realized Gains/Losses	605.50	MUNICIPAL BONDS	2,282,559.00	9.6	0.73	2.28
Gross Interest Earnings	7,165.59	U.S. GOVERNMENT AGENCY NOTES	16,629,680.25	69.6	0.40	2.32
Ending Book Value	24,033,346.15	U.S. TREASURY NOTES	4,934,678.27	20.7	0.32	1.82
		Accrued Interest	39,590.13	0.2		
		<b>TOTAL PORTFOLIO</b>	<b>23,894,315.32</b>	<b>100.0</b>	<b>0.41</b>	<b>2.21</b>

Maturity Distribution		Security Type Allocation	
<b>Distribution by Maturity</b> 			

**Disclosures:**

RedTree's internal accounting system is used as the source of the market value of this account. Although obtained from a source believed to be reliable, we cannot guarantee its accuracy. You should review all account statements provided by the custodian and compare with the statements provided by RedTree.

**Portfolio Holdings Report  
 Medina City School District  
 US Bank Custodian Acct Ending x70982  
 November 30, 2021**

Quantity	Cusip	Security Description	Moody's	S&P	Cost Basis	Market Value	Yield at Cost	Wtd Maturity	Purchase Date
<b>U.S. GOVERNMENT AGENCY NOTES</b>									
1,200,000	3133ELZN7	Federal Farm Credit Bank 0.160% Due 05-18-22	Aaa	AA+	1,197,804.00	1,200,169.22	0.25	0.47	05-26-20
1,000,000	3133ELN26	Federal Farm Credit Bank 0.260% Due 06-22-22	Aaa	AA+	999,460.00	1,000,882.48	0.29	0.56	06-22-20
1,000,000	3137EAEV7	Federal Home Ln Mtg 0.250% Due 08-24-23	Aaa	AA+	999,630.00	995,562.75	0.26	1.73	10-08-20
500,000	3133EL6J8	Federal Farm Credit Bank 0.220% Due 09-08-23	Aaa	AA+	499,855.00	497,300.05	0.23	1.76	04-08-21
1,000,000	3133EMUF7	Federal Farm Credit Bank 0.220% Due 09-22-23	Aaa	AA+	999,198.00	994,260.68	0.25	1.80	03-22-21
1,000,000	3135G06H1	Federal Natl Mtg Assoc 0.250% Due 11-27-23	Aaa	AA+	998,860.00	993,766.82	0.29	1.98	11-25-20
460,000	3137EAF2	Federal Home Ln Mtg 0.250% Due 12-04-23	Aaa	AA+	459,434.20	456,967.47	0.30	2.00	04-14-21
625,000	3133EMRZ7	Federal Farm Credit Bank 0.250% Due 02-26-24	Aaa	AA+	623,324.16	620,392.08	0.34	2.23	03-09-21
385,000	3133EMRZ7	Federal Farm Credit Bank 0.250% Due 02-26-24	Aaa	AA+	384,110.65	382,161.52	0.33	2.23	03-31-21
1,000,000	3130ALSG0	Federal Home Ln Bank 0.250% Due 03-08-24	Aaa	AAA	998,332.00	990,837.10	0.31	2.26	05-24-21
240,000	3133EMTW2	Federal Farm Credit Bank 0.300% Due 03-18-24	Aaa	AA+	239,805.60	238,081.11	0.33	2.29	04-27-21
1,200,000	3133EMGF3	Federal Farm Credit Bank 0.350% Due 05-16-24	Aaa	AA+	1,197,900.00	1,188,204.89	0.40	2.44	11-19-20
115,000	3130ANMM9	Federal Home Ln Bank 0.540% Due 08-26-24	Aaa	AAA	115,000.00	114,363.95	0.54	2.71	08-26-21
750,000	3130ANX88	Federal Home Ln Bank 0.500% Due 09-27-24	Aaa	AA+	749,775.00	745,146.94	0.51	2.80	09-27-21
1,500,000	3130ALQV9	Federal Home Ln Bank 0.570% Due 09-30-24	Aaa	AA+	1,500,000.00	1,487,277.28	0.57	2.80	03-30-21
500,000	3130ALTH7	Federal Home Ln Bank 0.510% Due 09-30-24	Aaa	AA+	500,000.00	492,837.68	0.51	2.80	03-30-21
415,000	3130AKDS2	Federal Home Ln Bank 0.390% Due 10-28-24	Aaa	AA+	415,402.55	409,407.26	0.36	2.88	02-19-21
1,000,000	3135G06E8	Federal Natl Mtg Assoc 0.420% Due 11-18-24	Aaa	AA+	998,250.00	986,151.59	0.46	2.94	11-18-20
1,200,000	3133EMER9	Federal Farm Credit Bank 0.470% Due 01-27-25	Aaa	AA+	1,198,620.00	1,187,412.29	0.50	3.12	10-29-20
800,000	3134GXDM3	Federal Home Ln Mtg 0.620% Due 12-01-25	Aaa	AA+	799,400.00	787,670.78	0.64	3.93	12-02-20
380,000	3134GXHD9	Federal Home Ln Mtg 0.700% Due 12-23-25	Aaa	AA+	380,000.00	372,602.41	0.70	3.98	12-23-20
500,000	3130AKZ25	Federal Home Ln Bank 0.650% Due 02-26-26	Aaa	AA+	500,000.00	488,223.87	0.65	4.15	02-26-21
Accrued Interest						14,182.61			
					16,754,161.16	16,643,862.86	0.40	2.32	
<b>MUNICIPAL BONDS</b>									
500,000	0100332D9	City of Akron, OH GO 2.000% Due 12-01-22		A+	515,505.00	507,870.00	0.48	0.99	11-12-20
460,000	244721FK7	Defiance CSD, OH GO 4.000% Due 12-01-23	Aa2		502,522.40	485,369.00	1.20	1.90	07-16-20
500,000	677581JA9	State of Ohio, OH REV 0.300% Due 12-15-23	Aa2	AA	500,000.00	495,695.00	0.30	2.03	06-08-21
500,000	677581JB7	State of Ohio, OH REV 0.520% Due 12-15-24	Aa2	AA	500,000.00	492,195.00	0.52	3.00	06-08-21
250,000	668180CW0	Northwestern LSD, OH GO 5.820% Due 12-01-26	Aa2		304,310.00	301,430.00	1.42	4.34	10-12-21

**Disclosures:**

RedTree's internal accounting system is used as the source of the market value of this account. Although obtained from a source believed to be reliable, we cannot guarantee its accuracy. You should review all account statements provided by the custodian and compare with the statements provided by RedTree.

Questions? Call 888.596.2293 or email [info@redtreeinv.com](mailto:info@redtreeinv.com)

**Portfolio Holdings Report**  
**Medina City School District**  
**US Bank Custodian Acct Ending x70982**  
 November 30, 2021

Quantity	Cusip	Security Description	Moody's	S&P	Cost Basis	Market Value	Yield at Cost	Wtd Maturity	Purchase Date
Accrued Interest						23,445.28			
					2,322,337.40	2,306,004.28	0.73	2.28	
<b>U.S. TREASURY NOTES</b>									
295,000	91282CBN0	US Treasury Note 0.125% Due 02-28-23	Aaa	AA+	294,631.25	294,320.02	0.20	1.25	06-22-21
600,000	91282CBU4	US Treasury Note 0.125% Due 03-31-23	Aaa	AA+	599,109.38	598,265.40	0.21	1.33	06-22-21
210,000	91282CBX8	US Treasury Note 0.125% Due 04-30-23	Aaa	AA+	209,114.06	209,294.61	0.42	1.41	11-24-21
1,045,000	91282CCK5	US Treasury Note 0.125% Due 06-30-23	Aaa	AA+	1,041,938.47	1,040,550.39	0.27	1.58	06-30-21
810,000	91282CDA6	US Treasury Note 0.250% Due 09-30-23	Aaa	AA+	809,086.59	806,804.55	0.31	1.82	09-30-21
500,000	91282CAW1	US Treasury Note 0.250% Due 11-15-23	Aaa	AA+	497,148.44	497,383.00	0.54	1.95	11-15-21
950,000	91282CBR1	US Treasury Note 0.250% Due 03-15-24	Aaa	AA+	948,033.21	941,798.65	0.33	2.28	08-09-21
550,000	91282CBV2	US Treasury Note 0.375% Due 04-15-24	Aaa	AA+	549,978.52	546,261.65	0.38	2.36	09-20-21
Accrued Interest						1,962.24			
					4,949,039.92	4,936,640.51	0.32	1.82	
<b>MONEY MARKET FUND</b>									
	USBMMF	First American Treasury Obligations Fund			7,807.67	7,807.67	0.01		
<b>TOTAL PORTFOLIO</b>					24,033,346.15	23,894,315.32	0.41	2.21	

**Disclosures:**

RedTree's internal accounting system is used as the source of the market value of this account. Although obtained from a source believed to be reliable, we cannot guarantee its accuracy. You should review all account statements provided by the custodian and compare with the statements provided by RedTree.

Questions? Call 888.596.2293 or email [info@redtreeinv.com](mailto:info@redtreeinv.com)

**Monthly Activity Reports**  
**Medina City School District**  
**US Bank Custodian Acct Ending x70982**  
 From 11-01-21 Through 11-30-21

**GROSS INTEREST INCOME**

<u>Ex-Date</u>	<u>Pay-Date</u>	<u>Security</u>	<u>Amount</u>
<b>U.S. GOVERNMENT AGENCY NOTES</b>			
11-01-21	11-01-21	Federal Natl Mtg Assoc 0.250% Due 05-22-23	772.92
11-16-21	11-16-21	Federal Farm Credit Bank 0.350% Due 05-16-24	2,100.00
11-18-21	11-18-21	Federal Farm Credit Bank 0.160% Due 05-18-22	960.00
11-18-21	11-18-21	Federal Natl Mtg Assoc 0.420% Due 11-18-24	2,100.00
11-29-21	11-29-21	Federal Natl Mtg Assoc 0.250% Due 11-27-23	1,250.00
			<hr/> 7,182.92
<b>U.S. TREASURY NOTES</b>			
11-22-21	11-24-21	US Treasury Note 0.125% Due 04-30-23	-17.40
<b>MONEY MARKET FUND</b>			
11-01-21	11-01-21	First American Treasury Obligations Fund	0.07
<b>GROSS INCOME</b>			<b>7,165.59</b>

**Disclosures:**

RedTree's internal accounting system is used as the source of the market value of this account. Although obtained from a source believed to be reliable, we cannot guarantee its accuracy. You should review all account statements provided by the custodian and compare with the statements provided by RedTree.

Questions? Call 888.596.2293 or email [info@redtreeinv.com](mailto:info@redtreeinv.com)

**Purchase and Sale**  
**Medina City School District**  
**US Bank Custodian Acct Ending x70982**  
 From 11-01-21 Through 11-30-21

Trade Date	Settle Date	Quantity	Security	Unit Price	Amount
<b>PURCHASES</b>					
11-12-2021	11-15-2021	500,000	US Treasury Note 0.250% Due 11-15-23	99.43	497,148.44
11-22-2021	11-24-2021	210,000	US Treasury Note 0.125% Due 04-30-23	99.58	209,114.06
					706,262.50
<b>SALES</b>					
11-01-2021	11-01-2021	700,000	Federal Natl Mtg Assoc 0.250% Due 05-22-23	99.81	698,670.00
					698,670.00

**Disclosures:**

RedTree's internal accounting system is used as the source of the market value of this account. Although obtained from a source believed to be reliable, we cannot guarantee its accuracy. You should review all account statements provided by the custodian and compare with the statements provided by RedTree.

Questions? Call 888.596.2293 or email [info@redtreeinv.com](mailto:info@redtreeinv.com)

**Realized Gains/Losses**  
**Medina City School District**  
**US Bank Custodian Acct Ending x70982**  
 From 11-01-21 Through 11-30-21

Open Date	Close Date	Quantity	Security	Cost Basis	Proceeds	Gain Or Loss	
						Short Term	Long Term
05-28-2020	11-01-2021	700,000	Federal Natl Mtg Assoc 0.250% Due 05-22-23	698,064.50	698,670.00		605.50
TOTAL GAINS						0.00	605.50
TOTAL LOSSES						0.00	0.00
TOTAL REALIZED GAIN/LOSS						0.00	605.50

**Disclosures:**

RedTree's internal accounting system is used as the source of the market value of this account. Although obtained from a source believed to be reliable, we cannot guarantee its accuracy. You should review all account statements provided by the custodian and compare with the statements provided by RedTree.

Questions? Call 888.596.2293 or email [info@redtreeinv.com](mailto:info@redtreeinv.com)

ENV# CEBLQXFRBBKWSWR\_BBBBB  
FIFTH THIRD SECURITIES, INC.  
MD 1M0B2A  
5050 KINGSLEY DRIVE  
CINCINNATI, OH 45263

MEDINA CITY SCHOOLS  
DAVID CHAMBERS  
739 WEYMOUTH RD  
MEDINA OH 44256



---

**STATEMENT FOR THE PERIOD NOVEMBER 1, 2021 TO NOVEMBER 30, 2021**

MEDINA CITY SCHOOLS - Corporation  
Account Number: [REDACTED]

---

By the courtesy of:  
CARTER/SAVAGE

For questions about your accounts:  
Local: 614 744 5496  
In-State: 614 744 7074  
National: 888 889 1025

---

**TOTAL VALUE OF YOUR PORTFOLIO** **\$10,052,027.83**

---

**FOR YOUR INFORMATION**

Fifth Third Securities, Inc. Investments offered through Fifth Third Securities, Inc., member  
FINRA/SIPC

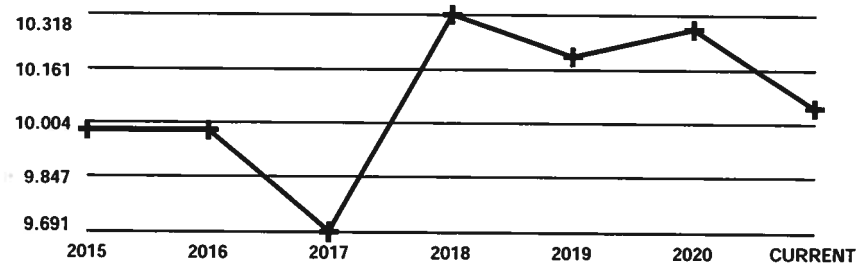
**Fifth Third Securities, Inc.**

MN \_CEBLQXFRBBKWSWR\_BBBBB 20211130

---

**CHANGE IN VALUE OF YOUR PORTFOLIO**

\$ millions



*Change In Value Of Your Portfolio* information can be found in Miscellaneous Footnotes at the end of this statement.

Account carried with National Financial Services LLC, Member  
NYSE, SIPC



Statement for the Period November 1, 2021 to November 30, 2021

MEDINA CITY SCHOOLS - Corporation  
Account Number: [REDACTED]



## Account Overview

CHANGE IN ACCOUNT VALUE	Current Period	Year-to-Date
BEGINNING VALUE	\$10,072,566.42	\$10,277,238.45
Additions and Withdrawals	(\$4,059.00)	(\$137,819.50)
Income	\$4,059.00	\$137,819.50
Taxes, Fees and Expenses	\$0.00	\$0.00
Change in Value	(\$20,538.59)	(\$225,210.62)
ENDING VALUE (AS OF 11/30/21)	\$10,052,027.83	\$10,052,027.83

Refer to Miscellaneous Footnotes for more information on Change in Value.

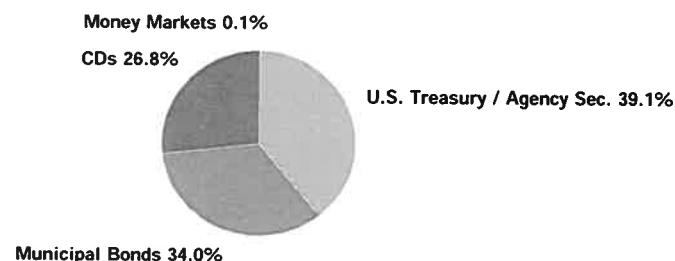
### INCOME

TAXABLE	Current Period	Year-to-Date
Taxable Dividends	\$8.94	\$167.38
Taxable Interest	\$4,050.06	\$84,777.12
TOTAL TAXABLE	\$4,059.00	\$84,944.50
NON-TAXABLE	Current Period	Year-to-Date
Muni Tax Exempt Interest	\$0.00	\$52,875.00
TOTAL NON-TAXABLE	\$0.00	\$52,875.00
TOTAL INCOME	\$4,059.00	\$137,819.50

Taxable income is determined based on information available to NFS at the time the statement was prepared, and is subject to change. Final information on taxation of interest and dividends is available on Form 1099-Div, which is mailed in February of the subsequent year.

REALIZED GAIN (LOSS)	Current Period	Year-to-Date
Short Term Gain	\$0.00	\$0.00
Short Term Loss	\$0.00	\$0.00
Disallowed Short Term Loss	\$0.00	\$0.00
TOTAL SHORT TERM GAIN (LOSS)	\$0.00	\$0.00

### ACCOUNT ALLOCATION



	Percent	Prior Period	Current Period
Money Markets	0.1 %	\$11,459.39	\$11,459.39
CDs	26.8	\$2,699,495.03	\$2,693,780.19
Municipal Bonds	34.0	\$3,423,595.00	\$3,419,754.00
U.S. Treasury / Agency Sec.	39.1	\$3,938,017.00	\$3,927,034.25
TOTAL	100.0 %	\$10,072,566.42	\$10,052,027.83

Account Allocation shows the percentage that each asset class represents of your total account value. Account Allocation for equities, fixed income, and other categories may include mutual funds and may be net of short positions. NFS has made assumptions concerning how certain mutual funds are allocated. Closed-end mutual funds and Exchange Traded Products (ETPs) listed on an exchange may be included in the equity allocation. The chart may not reflect your actual portfolio allocation. Consult your broker/dealer prior to making investment decisions.

Fifth Third Securities, Inc.

MN\_CEBLQXFRBBKWSWR\_BBBBB 20211130

Account carried with National Financial Services LLC, Member  
NYSE, SIPC

Statement for the Period November 1, 2021 to November 30, 2021

MEDINA CITY SCHOOLS - Corporation  
Account Number: [REDACTED]



## Account Overview *continued*

<b>REALIZED GAIN (LOSS)</b> <i>continued</i>	<i>Current Period</i>	<i>Year-to-Date</i>
Long Term Gain	\$0.00	\$1,141.70
Long Term Loss	\$0.00	\$0.00
Disallowed Long Term Loss	\$0.00	\$0.00
<b>TOTAL LONG TERM GAIN (LOSS)</b>	<b>\$0.00</b>	<b>\$1,141.70</b>

*NFS-provided cost basis, realized gain (loss) and holding period information may not reflect all adjustments necessary for your tax reporting purposes. Please refer to Footnotes and Cost Basis Information at the end of this statement for more information.*

## MESSAGES AND ALERTS

Customers wishing to learn more about their investment professional can contact the FINRA BrokerCheck Hotline Number at 1-800-289-9999 or visit the FINRA Regulation website [www.finra.org](http://www.finra.org). Customers can also obtain an investor brochure that includes information describing the FINRA BrokerCheck program by contacting Brokerage Operations 1-888-889-1025.

Customers wishing to learn more about how an order is routed or executed should notify their investment professional in writing. Pursuant to SEC rules, customers can request details on the identity of the venue to which their orders were routed for execution. A written report will be furnished upon request. To learn more about how your order is routed online, please visit <https://www.53.com/investments>.

Please note that the FDIC insured deposit at Fifth Third Bank under the Fifth Third BD Program is not covered by SIPC. The FDIC insured deposit is eligible for FDIC insurance subject to FDIC coverage limits at the time funds are deposited at Fifth Third Bank. As referenced in the Fifth Third BD Program disclosure document, clients are responsible for monitoring their total assets at Fifth Third Bank to determine the extent of available FDIC coverage.

Fifth Third Securities reminds you to please promptly report any inaccuracies or discrepancies in your account to Brokerage Operations by calling 1-888-889-1025. Please reconfirm any oral communications in writing to your investment professional to further protect your rights under the Securities Investor Protection Act SIPA. Visit [53.com/FTSdisclosure](https://53.com/FTSdisclosure) to find important disclosures for retail investors, which includes information on the services our firm offers, fees, costs, and conflicts of interest.

Statement for the Period November 1, 2021 to November 30, 2021

MEDINA CITY SCHOOLS - Corporation  
Account Number: [REDACTED]



## Holdings

NFS-provided cost basis, realized gain (loss) and holding period information may not reflect all adjustments necessary for tax purposes. Please refer to Footnotes and Cost Basis Information at the end of this statement for more information.

For additional information regarding your holdings, please refer to the footnotes at the end of the statement.

**Client Investment** - Reflects the amount from share purchases, transfers and conversions that have customer or third party provided cost basis. The amount does not reflect all account activity, including, but not limited to shares acquired via certain corporate actions, gifted/inherited, date of death step-up, or dividend reinvestments. The amount may fluctuate over time based on activity within the account due to buying, transferring or converting additional shares or selling all or part of a security. Transfers or conversions that do not have cost basis will not be reflected in the Client Investment amount. The reflected Client Investment amount does not represent your cost basis reported on IRS Form 1099-B, as it is a separate calculation.

### CASH AND CASH EQUIVALENTS - 0.11% of Total Account Value

Description	Symbol/Cusip Account Type	Quantity	Price on 11/30/21	Current Market Value	Estimated Annual Income
<b>Money Markets</b>					
FEDERATED HERMES GOVT OBLIGATIONS IS	GOIXX	11,459.39	\$1.00	\$11,459.39	
7 DAY YIELD .03%	CASH				
Dividend Option Cash					
Capital Gain Option Cash					
<b>Total Cash and Cash Equivalents</b>				<b>\$11,459.39</b>	

Fifth Third Securities, Inc.

MN\_CEBLQXFRBBKWSWR\_BBBBB 202111130

Account carried with National Financial Services LLC, Member  
NYSE, SIPC

Statement for the Period November 1, 2021 to November 30, 2021

MEDINA CITY SCHOOLS - Corporation  
Account Number: [REDACTED]



**HOLDINGS > FIXED INCOME - 99.89% of Total Account Value**

**ALERT:** You have a fixed income position due to mature within the next 90 days.

For an explanation of fixed income pricing, please see the last page. Redemption schedule(s), bond rating(s), and other information are provided where available. If information does not appear regarding a particular investment, it is not available. The ratings on this statement are provided by Standard & Poor's and/or Moody's to rate the quality based on the respective rating agency's assessment. Ratings information from Standard & Poor's ("S&P") may not be reproduced. S&P credit ratings are statements of opinion and are not statements of fact or recommendations to purchase, hold, or sell securities, nor do they address the suitability of securities for investment purposes, and should not be relied on as investment advice. S&P does not guarantee the accuracy, completeness, timeliness or availability of any information, including ratings, and is not responsible for errors or omissions (negligent or otherwise). S&P gives no express or implied warranties, including but not limited to any warranties of merchantability or fitness for a particular purpose or use. S&P shall not be liable for any direct, indirect, incidental, exemplary, compensatory, punitive, special or consequential damages, costs, expenses, legal fees, or losses (including lost income or profits and opportunity costs) in connection with any use of ratings.

Description	Symbol/Cusip Account Type	Quantity	Estimated Price on 11/30/21	Estimated Current Market Value	Estimated Annual Income	Original/Adjusted Cost Basis	Unrealized Gain (Loss)
<b>CDs</b>							
Certificates of Deposit (CDs), including Market Indexed CDs and Market Linked CDs (collectively, MCDs) are generally shown at estimated market prices based upon a matrix or model pricing method that may not represent the actual price if sold prior to maturity. However, CDs and MCDs may be shown at face value for up to seven calendar days from date of issue if estimated market prices have not been received from a third party pricing vendor. The actual value of CDs and MCDs may be different from their purchase price. CDs and MCDs are subject to interest rate risk. The estimated market price reflected for MCDs may not be based on the actual closing value of the linked market index on the final maturity date and the market value of MCDs may not correspond directly to increases or decreases in the underlying linked market index. You may sell CDs or MCDs in the secondary market subject to market conditions. The secondary market for CDs and MCDs is generally illiquid. If sold prior to maturity, the value of MCDs may be less than the purchase amount or face value. The sale or redemption of any fixed income security prior to maturity may result in a substantial gain or loss, and an early withdrawal penalty may apply. Certain MCDs may only be redeemed on pre-specified liquidation dates and may have call features that allow the issuer to call the MCD prior to maturity. Certain Step Rate CDs are also subject to reinvestment risk if call provisions are exercised by the issuer and if a CD with a comparable rate is not available.							
See sales materials or contact your broker/dealer for additional information.							
<b>MEDALLION BK UTAH CD 2.45000% 02/16/2022</b> FDIC INSURED CPN PMT MONTHLY Next Interest Payable: 12/16/21 Estimated Yield 2.43% Accrued Interest \$246.68 Average Unit Cost \$1.00 Client Investment \$245,000.00 Adjusted Cost Basis	58404DBD2 CASH	245,000	\$1.00486	\$246,190.70	\$6,002.50	\$245,000.00	
						\$245,000.00	D \$1,190.70
<b>NORTHFIELD BK STATEN ISLAND NY CD</b> 2.45000% 02/22/2022 FDIC INSURED CPN PMT SEMI-ANNUAL ON AUG 21, FEB 21 Next Interest Payable: 02/21/22 Estimated Yield 2.43% Accrued Interest \$1677.41 Average Unit Cost \$1.00 Client Investment \$245,000.00 Adjusted Cost Basis	66612ACG1 CASH	245,000	\$1.00537	\$246,315.65	\$6,002.50	\$245,000.00	
						\$245,000.00	D \$1,315.65
<b>WELLS FARGO NATL BK WEST LAS V CD</b>	949495AF2	245,000	\$1.01656	\$249,057.20	\$4,532.50	\$245,000.00	

Fifth Third Securities, Inc.

Account carried with National Financial Services LLC, Member  
NYSE, SIPC

MN \_CEBLQXFRBBKWSWR\_BBBBB 20211130

Statement for the Period November 1, 2021 to November 30, 2021

MEDINA CITY SCHOOLS - Corporation  
Account Number: [REDACTED]



**HOLDINGS > FIXED INCOME** *continued*

Description	Symbol/Cusip Account Type	Quantity	Estimated Price on 11/30/21	Estimated Current Market Value	Estimated Annual Income	Original/Adjusted Cost Basis	Unrealized Gain (Loss)
<b>WELLS FARGO NATL BK WEST LAS V CD</b> 1.85000% 12/30/2022 FDIC INSURED CPN PMT MONTHLY Next Interest Payable: 12/30/21 Estimated Yield 1.82% Accrued Interest \$12.42 Average Unit Cost \$1.00 Client Investment \$245,000.00 Adjusted Cost Basis	949495AF2 CASH	<i>continued</i>				\$245,000.00 D	\$4,057.20
<b>EVERGREEN BK GROUP ILL CD 1.05000%</b> 04/17/2023 FDIC INSURED CPN PMT MONTHLY Next Interest Payable: 12/15/21 Estimated Yield 1.04% Accrued Interest \$105.86 Average Unit Cost \$1.00 Client Investment \$230,000.00 Adjusted Cost Basis	300185JK2 CASH	230,000	\$1.00918	\$232,111.40	\$2,415.00	\$230,000.00 D	\$2,111.40
<b>FIRST SOURCE BK SOUTH BEND IND CD</b> 1.35000% 08/03/2023 FDIC INSURED CPN PMT MONTHLY Next Interest Payable: 12/03/21 Estimated Yield 1.33% Accrued Interest \$224.73 Average Unit Cost \$1.00 Client Investment \$217,000.00 Adjusted Cost Basis	33646CMB7 CASH	217,000	\$1.01503	\$220,261.51	\$2,929.50	\$217,000.00 D	\$3,261.51
<b>NEW YORK COMMUNITY BANK CD 0.30000%</b> 12/11/2023 FDIC INSURED CPN PMT SEMI-ANNUAL ON JUN 11, DEC 11 Next Interest Payable: 12/11/21 Estimated Yield 0.30% Accrued Interest \$354.06 Average Unit Cost \$1.00 Client Investment \$249,000.00 Adjusted Cost Basis	649447UH0 CASH	249,000	\$0.99531	\$247,832.19	\$747.00	\$249,000.00 D	(\$1,167.81)
<b>MORGAN STANLEY BK N A CD 0.25000%</b>	61765QQ28	249,000	\$0.99571	\$247,931.79	\$622.50	\$249,000.00	

Fifth Third Securities, Inc.

Account carried with National Financial Services LLC, Member  
NYSE, SIPC

MN\_CEBLQXFRBBKWSWR\_BBBBB 20211130

Statement for the Period November 1, 2021 to November 30, 2021

MEDINA CITY SCHOOLS - Corporation  
Account Number: [REDACTED]



**HOLDINGS > FIXED INCOME** *continued*

Description	Symbol/Cusip Account Type	Quantity	Estimated Price on 11/30/21	Estimated Current Market Value	Estimated Annual Income	Original/Adjusted Cost Basis	Unrealized Gain (Loss)
<b>MORGAN STANLEY BK N A CD 0.25000%</b> 01/08/2024 FDIC INSURED CPN PMT QUARTERLY ON OCT 08, JAN 08, APR 08, JUL 08 Next Interest Payable: 01/08/22 STEP COUPON RESET FREQUENCY TERM MODE NEXT RESET 07/08/2022 @ 0.35000 Estimated Yield 0.25% Accrued Interest \$90.39 Average Unit Cost \$1.00 Client Investment \$249,000.00 Adjusted Cost Basis	61765QQ28 CASH	<i>continued</i>				\$249,000.00 D	(\$1,068.21)
<b>CFBANK FAIRLAWN OH CD 2.80000%</b> 03/15/2024 FDIC INSURED CPN PMT MONTHLY Next Interest Payable: 12/15/21 Estimated Yield 2.66% Accrued Interest \$288.44 Average Unit Cost \$1.00 Client Investment \$235,000.00 Adjusted Cost Basis	15721UCY3 CASH	235,000	\$1.04934	\$246,594.90	\$6,580.00	\$235,000.00 D	\$11,594.90
<b>FIRST &amp; FMRS BK PORTLAND ND CD 2.40000%</b> 05/30/2024 FDIC INSURED CPN PMT MONTHLY Next Interest Payable: 12/30/21 Estimated Yield 2.30% Accrued Interest \$16.11 Average Unit Cost \$1.00 Client Investment \$245,000.00 Adjusted Cost Basis	31860PAL2 CASH	245,000	\$1.04193	\$255,272.85	\$5,880.00	\$245,000.00 D	\$10,272.85
<b>STATE BK REESEVILLE WIS CD 2.25000%</b> 06/28/2024 FDIC INSURED CPN PMT MONTHLY Next Interest Payable: 12/28/21 Estimated Yield 2.16% Accrued Interest \$44.38 Average Unit Cost \$1.00	856487AX1 CASH	240,000	\$1.03856	\$249,254.40	\$5,400.00	\$240,000.00	

Fifth Third Securities, Inc.

MN\_CEBLQXFRBBKWSWR\_BBBBB 20211130

Account carried with National Financial Services LLC, Member  
NYSE, SIPC

Statement for the Period November 1, 2021 to November 30, 2021

MEDINA CITY SCHOOLS - Corporation  
Account Number: [REDACTED]



**HOLDINGS > FIXED INCOME** *continued*

Description	Symbol/Cusip Account Type	Quantity	Estimated Price on 11/30/21	Estimated Current Market Value	Estimated Annual Income	Original/Adjusted Cost Basis	Unrealized Gain (Loss)
<b>STATE BK REESEVILLE WIS CD 2.25000%</b>	856487AX1	<i>continued</i>					
Client Investment							
Adjusted Cost Basis							
						\$240,000.00	D
							\$9,254.40
<b>RAYMOND JAMES BK NATL ASSN CD 2.00000%</b>	75472RAE1	245,000	\$1.03248	\$252,957.60	\$4,900.00	\$245,000.00	
08/23/2024 FDIC INSURED	CASH						
CPN PMT SEMI-ANNUAL							
ON FEB 23, AUG 23							
Next Interest Payable: 02/23/22							
Estimated Yield 1.93%							
Accrued Interest							
Average Unit Cost							
Client Investment							
Adjusted Cost Basis							
						\$245,000.00	D
							\$7,957.60
<b>Total CDs</b>		<b>2,645,000</b>		<b>\$2,693,780.19</b>	<b>\$46,011.50</b>	<b>\$2,645,000.00</b>	<b>\$48,780.19</b>
<b>Municipal Bonds</b>							
<b>WASHINGTON OHIO LOC SCH DIST LUCAS CNTY</b>	939483FL2	740,000	\$100.00	\$740,000.00	\$37,000.00	\$776,186.00	
05.00000% 12/01/2021 FACS CONSTR IMPT GO	CASH						
UNLTD TAX BDS SER. 2020 A							
OH SCH DST CR ENH PG							
UNLIMITED GEN OBLIG							
MOODY'S Aa2							
CPN PMT SEMI-ANNUAL							
ON DEC 01, JUN 01							
Next Interest Payable: 12/01/21							
Accrued Interest							
Average Unit Cost							
Client Investment							
Adjusted Cost Basis							
YTD Amortized Premium						\$740,000.00	D
<b>WASHINGTON OHIO LOC SCH DIST LUCAS CNTY</b>	939483FM0	775,000	\$104.66	\$811,115.00	\$38,750.00	\$835,054.75	
05.00000% 12/01/2022 FACS CONSTR IMPT GO	CASH						
UNLTD TAX BDS SER. 2020 A							
OH SCH DST CR ENH PG							
UNLIMITED GEN OBLIG							
MOODY'S Aa2							
CPN PMT SEMI-ANNUAL							
ON DEC 01, JUN 01							

Fifth Third Securities, Inc.

Account carried with National Financial Services LLC, Member  
NYSE, SIPC

MN\_CEBLQXFRBBKWSWR\_BBBBB 20211130

Statement for the Period November 1, 2021 to November 30, 2021

MEDINA CITY SCHOOLS - Corporation  
Account Number: [REDACTED]



**HOLDINGS > FIXED INCOME** *continued*

Description	Symbol/Cusip Account Type	Quantity	Estimated Price on 11/30/21	Estimated Current Market Value	Estimated Annual Income	Original/Adjusted Cost Basis	Unrealized Gain (Loss)
<b>WASHINGTON OHIO LOC SCH DIST LUCAS CNTY</b>	939483FM0	<i>continued</i>					
Next Interest Payable: 12/01/21							
Accrued Interest \$19375.00							
Average Unit Cost \$102.95							
Client Investment \$835,054.75							
Adjusted Cost Basis							
YTD Amortized Premium	\$11,159.13 E					\$797,881.58 D	\$13,233.42
<b>COLUMBUS OHIO ST CMNTY COLLEGE 00.56700%</b>	19954VAJ6	250,000	\$98.83	\$247,075.00	\$1,417.50	\$250,000.00	
12/01/2024 TAXABLE FACS CONSTR IMPT GO	CASH						
UNLTD TAX BDS SER. 2020 B							
UNLIMITED GEN OBLIG							
MOODY'S Aa1 /S&P AA							
CPN PMT SEMI-ANNUAL							
ON JUN 01, DEC 01							
Next Interest Payable: 12/01/21							
Accrued Interest \$708.75							
Average Unit Cost \$100.00							
Client Investment \$250,000.00							
Adjusted Cost Basis						\$250,000.00 D	(\$2,925.00)
<b>CENTERVILLE OHIO CITY SCH DIST 00.81900%</b>	152239JX8	250,000	\$98.588	\$246,470.00	\$2,047.50	\$250,772.50	
12/01/2025 TAXABLE UNLTD TAX GO IMPT REF	CASH						
BDS SER. 2020							
UNLIMITED GEN OBLIG							
MOODY'S Aa1							
CPN PMT SEMI-ANNUAL							
ON DEC 01, JUN 01							
Next Interest Payable: 12/01/21							
Accrued Interest \$1023.75							
Average Unit Cost \$100.27							
Client Investment \$250,772.50							
Adjusted Cost Basis						\$250,678.06 D	(\$4,208.06)
YTD Amortized Premium	\$11.11 E						
<b>FRANKLIN CNTY OHIO TAXABLE GO LTD TAX</b>	3531727W3	1,400,000	\$98.221	\$1,375,094.00	\$11,900.00	\$1,400,000.00	
00.85000% 06/01/2026 VAR PURP REF BDS	CASH						
SER. 2021 B							
LIMITED GEN OBLIG							
MOODY'S Aaa /S&P AAA							
CPN PMT SEMI-ANNUAL							
ON DEC 01, JUN 01							

Fifth Third Securities, Inc.

Account carried with National Financial Services LLC, Member  
NYSE, SIPC

MN \_CEBLQXFRBBKWSWR\_BBBBBB 20211130



Statement for the Period November 1, 2021 to November 30, 2021

MEDINA CITY SCHOOLS - Corporation  
Account Number: [REDACTED]



**HOLDINGS > FIXED INCOME** *continued*

Description	Symbol/Cusip Account Type	Quantity	Estimated Price on 11/30/21	Estimated Current Market Value	Estimated Annual Income	Original/Adjusted Cost Basis	Unrealized Gain (Loss)
<b>FRANKLIN CNTY OHIO TAXABLE GO LTD TAX</b>	3531727W3	<i>continued</i>					
1ST CPN DTE 12/01/2021							
Next Interest Payable: 12/01/21							
Accrued Interest \$4760.00							
Average Unit Cost \$100.00							
Client Investment \$1,400,000.00							
Adjusted Cost Basis							
<b>Total Municipal Bonds</b>		<b>3,415,000</b>		<b>\$3,419,754.00</b>	<b>\$91,115.00</b>	<b>\$1,400,000.00 D</b>	<b>(\$24,906.00)</b>
<b>U.S. Treasury / Agency Securities</b>							
<b>FEDERAL NATL MTG ASSN NOTE 0.42000%</b>	3135G06E8	275,000	\$98.615	\$271,191.25	\$1,155.00	\$274,835.00	
11/18/2024	CASH						
MOODY'S Aaa /S&P AA+							
CPN PMT SEMI-ANNUAL							
ON MAY 18, NOV 18							
Next Interest Payable: 05/18/22							
CALLABLE ON 11/18/2022 @ 100.0000							
Accrued Interest \$41.71							
Average Unit Cost \$99.94							
Client Investment \$274,835.00							
Adjusted Cost Basis							
						<b>\$274,835.00 D</b>	<b>(\$3,643.75)</b>
<b>FEDERAL FARM CR BKS BOND 0.53000%</b>	3133EMFC1	1,000,000	\$98.904	\$989,040.00	\$5,300.00	\$998,500.00	
07/29/2025	CASH						
MOODY'S Aaa /S&P AA+							
CPN PMT SEMI-ANNUAL							
ON JAN 29, JUL 29							
Next Interest Payable: 01/29/22							
CONTINUOUSLY CALLABLE FROM 10/29/2021							
CALLABLE ON 12/06/2021 @ 100.0000							
Accrued Interest \$1796.11							
Average Unit Cost \$99.85							
Client Investment \$998,500.00							
Adjusted Cost Basis							
						<b>\$998,500.00 D</b>	<b>(\$9,460.00)</b>
<b>FEDERAL FARM CR BKS BOND 0.61000%</b>	3133EL4W1	1,000,000	\$98.086	\$980,860.00	\$6,100.00	\$1,000,000.00	
08/25/2025	CASH						
MOODY'S Aaa /S&P AA+							
CPN PMT SEMI-ANNUAL							
ON FEB 25, AUG 25							

Fifth Third Securities, Inc.

Account carried with National Financial Services LLC, Member  
NYSE, SIPC

MN \_CEBLQXFRBBKWSWR\_BBBBBB 20211130

Statement for the Period November 1, 2021 to November 30, 2021

MEDINA CITY SCHOOLS - Corporation  
Account Number: [REDACTED]



HOLDINGS > FIXED INCOME *continued*

Description	Symbol/Cusip Account Type	Quantity	Estimated Price on 11/30/21	Estimated Current Market Value	Estimated Annual Income	Original/Adjusted Cost Basis	Unrealized Gain (Loss)
<b>FEDERAL FARM CR BKS BOND 0.61000%</b>	3133EL4W1	<b>continued</b>					
Next Interest Payable: 02/25/22							
CONTINUOUSLY CALLABLE FROM 02/25/2021							
CALLABLE ON 12/06/2021 @ 100.0000							
Accrued Interest \$1626.67							
Average Unit Cost \$100.00							
Client Investment \$1,000,000.00							
Adjusted Cost Basis						\$1,000,000.00	(D) (\$19,140.00)
<b>FEDERAL HOME LOAN BA SER L7-2026</b>	3130ALVT8	1,000,000	\$99.379	\$993,790.00	\$5,000.00	\$1,000,000.00	
0.50000% 04/14/2026	CASH						
MOODY'S Aaa /S&P AA+							
CPN PMT SEMI-ANNUAL							
ON OCT 14, APR 14							
Next Interest Payable: 04/14/22							
CALLABLE ON 01/14/2022 @ 100.0000							
STEP COUPON							
RESET FREQUENCY TERM MODE							
NEXT RESET 04/14/2023							
Accrued Interest \$638.89							
Average Unit Cost \$100.00							
Client Investment \$1,000,000.00							
Adjusted Cost Basis						\$1,000,000.00	(D) (\$6,210.00)
<b>FEDERAL HOME LOAN BA SER TX-9026</b>	3130ANZM5	700,000	\$98.879	\$692,153.00	\$4,200.00	\$698,999.00	
0.60000% 09/30/2026	CASH						
MOODY'S Aaa /S&P AA+							
CPN PMT SEMI-ANNUAL							
ON MAR 30, SEP 30							
1ST CPN DTE 03/30/2022							
Next Interest Payable: 03/30/22							
CALLABLE ON 12/30/2021 @ 100.0000							
STEP COUPON							
RESET FREQUENCY TERM MODE							
NEXT RESET 03/30/2022 @ 0.65000							
Accrued Interest \$700.00							
Average Unit Cost \$99.86							

Fifth Third Securities, Inc.

MN\_CEBLQXFRBBKWSWR\_BBBBB 20211130

Account carried with National Financial Services LLC, Member  
NYSE, SIPC

Statement for the Period November 1, 2021 to November 30, 2021

MEDINA CITY SCHOOLS - Corporation  
Account Number: [REDACTED]



**HOLDINGS > FIXED INCOME** *continued*

Description	Symbol/Cusip Account Type	Quantity	Estimated Price on 11/30/21	Estimated Current Market Value	Estimated Annual Income	Original/Adjusted Cost Basis	Unrealized Gain (Loss)
<b>FEDERAL HOME LOAN BA SER TX-9026</b>	3130ANZM5	<i>continued</i>					
Client Investment	\$698,999.00						
Adjusted Cost Basis							
<b>Total U.S. Treasury / Agency Securities</b>		3,975,000		\$3,927,034.25	\$21,755.00	\$698,999.00 D	(\$6,846.00)
<b>Total Fixed Income</b>		10,035,000		\$10,040,568.44	\$158,881.50	\$3,972,334.00	(\$45,299.75)
<b>Total Fixed Income Client Investment</b>	\$10,129,347.25					\$10,055,893.64	(\$15,325.20)
<b>Total Securities</b>				\$10,040,568.44	\$158,881.50	\$10,055,893.64	(\$15,325.20)
<b>TOTAL PORTFOLIO VALUE</b>				\$10,052,027.83	\$158,881.50	\$10,055,893.64	(\$15,325.20)

**TOTAL CLIENT INVESTMENT** \$10,129,347.25

## Activity

NFS-provided cost basis, realized gain (loss) and holding period information may not reflect all adjustments necessary for tax purposes. Please refer to Footnotes and Cost Basis Information at the end of this statement for more information.

### CORE FUND ACTIVITY

For more information about the operation of your core account, please refer to your Customer Agreement.

Settlement Date	Account Type	Transaction	Description	Quantity	Amount
11/01/21	CASH	YOU BOUGHT	FEDERATED HERMES GOVT OBLIGATIONS IS @ 1	864.76	(\$864.76)
11/15/21	CASH	YOU BOUGHT	FEDERATED HERMES GOVT OBLIGATIONS IS @ 1	763.96	(\$763.96)
11/16/21	CASH	YOU BOUGHT	FEDERATED HERMES GOVT OBLIGATIONS IS @ 1	509.8	(\$509.80)

Fifth Third Securities, Inc.

MN\_CEBLQXFRBBKWSWR\_BBBB 20211130

Account carried with National Financial Services LLC, Member  
NYSE, SIPC

Statement for the Period November 1, 2021 to November 30, 2021

MEDINA CITY SCHOOLS - Corporation  
Account Number: [REDACTED]



CORE FUND ACTIVITY *continued*

Settlement Date	Account Type	Transaction	Description	Quantity	Amount
11/18/21	CASH	YOU BOUGHT	FEDERATED HERMES GOVT OBLIGATIONS IS @ 1	577.5	(\$577.50)
11/29/21	CASH	YOU BOUGHT	FEDERATED HERMES GOVT OBLIGATIONS IS @ 1	458.63	(\$458.63)
11/30/21	CASH	YOU SOLD	FEDERATED HERMES GOVT OBLIGATIONS IS @ 1	(3,174.65)	\$3,174.65
<b>TOTAL CORE FUND ACTIVITY</b>					<b>\$0.00</b>

ACTIVITY > ADDITIONS AND WITHDRAWALS > OTHER ADDITIONS AND WITHDRAWALS

Date	Account Type	Transaction	Description	Quantity	Amount
<b>Other Additions and Withdrawals</b>					
11/30/21	CASH	WIRE TRANS TO BANK	WD65072248 THE HUNTINGTON NATIONAL BANK [REDACTED]		(\$4,059.00)
<b>Total Other Additions and Withdrawals</b>					<b>(\$4,059.00)</b>
<b>TOTAL ADDITIONS AND WITHDRAWALS</b>					<b>(\$4,059.00)</b>

ACTIVITY > INCOME > TAXABLE INCOME

Settlement Date	Account Type	Transaction	Description	Quantity	Amount
<b>Taxable Dividends</b>					
10/29/21	CASH	DIVIDEND RECEIVED	FEDERATED HERMES GOVT OBLIGATIONS IS DIVIDEND RECEIVED		\$8.94
<b>Total Taxable Dividends</b>					<b>\$8.94</b>

**Taxable Interest**

Fifth Third Securities, Inc.

MN \_CEBLQXFRBBKWSWR\_BBBBB 20211130

Account carried with National Financial Services LLC, Member  
NYSE, SIPC

Statement for the Period November 1, 2021 to November 30, 2021

MEDINA CITY SCHOOLS - Corporation  
Account Number: [REDACTED]



ACTIVITY > INCOME > TAXABLE INCOME *continued*

Settlement Date	Account Type	Transaction	Description	Quantity	Amount
10/30/21	CASH	INTEREST	FIRST & FMRS BK PORTLAND ND CD 2.40000% 05/30/2024		\$483.29
10/30/21	CASH	INTEREST	WELLS FARGO NATL BK WEST LAS V CD 1.85000% 12/30/2022		\$372.53
11/15/21	CASH	INTEREST	CFBANK FAIRLAWN OH CD 2.80000% 03/15/2024		\$558.85
11/15/21	CASH	INTEREST	EVERGREEN BK GROUP ILL CD 1.05000% 04/17/2023		\$205.11
11/16/21	CASH	INTEREST	MEDALLION BK UTAH CD 2.45000% 02/16/2022		\$509.80
11/18/21	CASH	INTEREST	FEDERAL NATL MTG ASSN NOTE 0.42000% 11/18/2024		\$577.50
11/28/21	CASH	INTEREST	STATE BK REESEVILLE WIS CD 2.25000% 06/28/2024		\$458.63
11/30/21	CASH	INTEREST	FIRST & FMRS BK PORTLAND ND CD 2.40000% 05/30/2024		\$499.40
11/30/21	CASH	INTEREST	WELLS FARGO NATL BK WEST LAS V CD 1.85000% 12/30/2022		\$384.95
<b>Total Taxable Interest</b>					<b>\$4,050.06</b>
<b>Total Taxable Income</b>					<b>\$4,059.00</b>
<b>TOTAL INCOME</b>					<b>\$4,059.00</b>

Fifth Third Securities, Inc.

MN\_CEBLQXFRBBKWSWR\_BBBBB 20211130

Account carried with National Financial Services LLC, Member  
NYSE, SIPC

# Brokerage

## Account Statement

November 1, 2021 - November 30, 2021

Account Number: [REDACTED]

MEDINA CITY SCHOOLS  
739 WEYMOUTH RD  
MEDINA OH 44256-2037**Your Account Executive:**  
ANDREW CARDINALI

### Portfolio at a Glance

	This Period
<b>BEGINNING ACCOUNT VALUE</b>	<b>\$12,613,232.27</b>
Deposits (Cash & Securities)	246,000.00
Withdrawals (Cash & Securities)	-255,172.19
Dividends, Interest and Other Income	9,018.80
<b>Net Change in Portfolio<sup>1</sup></b>	<b>-26,788.73</b>
<b>ENDING ACCOUNT VALUE</b>	<b>\$12,586,290.15</b>
Estimated Annual Income	\$97,919.50

<sup>1</sup> Net Change in Portfolio is the difference between the ending account value and beginning account value after activity.

### Asset Summary

Percent	Asset Type	Last Period	This Period
1%	Cash, Money Funds, and Bank Deposits	4,932.08	4,778.69
99%	Fixed Income	12,608,300.19	12,581,511.46
100%	<b>Account Total</b>	<b>\$12,613,232.27</b>	<b>\$12,586,290.15</b>

Please review your allocation periodically with your Account Executive.

### Client Service Information

**Your Account Executive:** ATT  
ANDREW CARDINALI**Contact Information****E-Mail:** customerservice@mbssecurities.com**Client Service Information****Service Hours:** Weekdays 09:00 a.m. - 05:00 p.m. (EST)**Client Service Telephone Number:** (800) 967-9045**Web Site:** WWW.MBSSECURITIES.COM

## Your Account Information

### INVESTMENT OBJECTIVE

Investment Objective: NONE SPECIFIED

Please discuss your investment objective with your Account Executive.

### TAX LOT DEFAULT DISPOSITION METHOD

Default Method for Mutual Funds:

First In First Out

Default Method for Stocks in a Dividend Reinvestment Plan:

First In First Out

Default Method for all Other Securities:

First In First Out

### BOND AMORTIZATION ELECTIONS

Amortize premium on taxable bonds based on Constant Yield Method: Yes

Accrual market discount method for all other bond types:

Constant Yield Method

Include market discount in income annually:

No

### ELECTRONIC DELIVERY

Your electronic delivery selections for account communications are listed below:

#### Electronic Delivery

##### Enrollment Communication

- ☒ Statements and Reports
- ☒ Trade Confirmations
- ☒ Tax Documents
- ☒ Notifications
- ☒ Prospectus
- ☒ Proxy/Shareholder Communications

You have not enrolled any of the above documents for electronic delivery. Please log in to your account or contact your Account Executive to make any changes to your electronic delivery preferences.

## Income and Expense Summary

	Current Period		Year-to-Date	
	Taxable	Non Taxable	Taxable	Non Taxable
<b>Interest Income</b>				
Bond Interest	346.50	0.00	6,048.76	0.00
Other Interest	8,672.30	0.00	127,426.21	0.00
<b>Total Income</b>	<b>\$9,018.80</b>	<b>\$0.00</b>	<b>\$133,474.97</b>	<b>\$0.00</b>

## Accrued Interest Summary

	Current Period		Year-to-Date	
	Taxable	Non Taxable	Taxable	Non Taxable
<b>Accrued Interest Paid</b>				
Certificates of Deposit	0.00	0.00	-32.83	0.00
U.S. Government Bonds	0.00	0.00	-252.18	0.00
<b>Total Accrued Interest Paid</b>	<b>\$0.00</b>	<b>\$0.00</b>	<b>-\$285.01</b>	<b>\$0.00</b>



**MULTI-BANK SECURITIES, INC.\***

1000 Town Center, Suite 2300  
Southfield, MI 48075  
(800) 967-9045

Member of FINRA & SIPC; MSRB Registered.

November 1, 2021 - November 30, 2021  
MEDINA CITY SCHOOLS

**Portfolio Holdings**

Description	Quantity	Opening Balance	Closing Balance	Accrued Income	30-Day Yield
<b>CASH, MONEY FUNDS AND BANK DEPOSITS 1.00% of Portfolio</b>					
<b>Cash Balance</b>		4,932.08	4,778.69		
<b>TOTAL CASH, MONEY FUNDS AND BANK DEPOSITS</b>		<b>\$4,932.08</b>	<b>\$4,778.69</b>	<b>\$0.00</b>	

Description	Quantity	Market Price	Market Value	Accrued Interest	Estimated Annual Income	Estimated Yield
<b>FIXED INCOME 99.00% of Portfolio (In Maturity Date Sequence)</b>						
<b>Certificates of Deposit</b>						
MAIN STR BK CORP WHEELING WV CTF DEP 2.950% 02/01/22 DTD 02/01/19 ACT/365 1ST CPN DTE 05/01/19 Security Identifier: 56034WASO	248,000.000	100.4900	249,215.20	581.27	7,316.00	2.93%
UBS BK USA SALT LAKE CITY UT CTF DEP 1.000% 03/11/22 B/E DTD 03/11/20 ACT/365 1ST CPN DTE 04/11/20 Security Identifier: 90348JSW1	248,000.000	100.2380	248,590.24	129.10	2,480.00	0.99%
PINNACLE BK NASHVILLE TENN CTF DEP ACT/365 1.000% 05/06/22 B/E DTD 05/06/20 ACT/365 Security Identifier: 72345SKR1	248,000.000	100.3640	248,902.72	163.07	2,480.00	0.99%
DELTA NATL BK & TR CO NEW YORK NY CTF DEP 1.100% 08/03/22 B/E DTD 03/30/20 ACT/365 Security Identifier: 24773RBM6	91,000.000	100.6070	91,552.37	167.29	1,001.00	1.09%
CAPITAL ONE NATL ASSN MCLEAN VA CTF DEP 2.050% 08/15/22 DTD 08/14/19 ACT/365 Security Identifier: 14042RMX6	248,000.000	101.3060	251,238.88	1,504.31	5,084.00	2.02%
LAKELAND BK NFLD N J CTF DEP 1.100% 09/30/22 B/E DTD 03/30/20 ACT/365 1ST CPN DTE 09/30/20 Security Identifier: 511640AX2	248,000.000	100.7080	249,755.84	455.91	2,728.00	1.09%
SYNOVUS BK COLUMBUS GA CTF DEP 1.400% 10/17/22 B/E DTD 04/17/20 ACT/365 1ST CPN DTE 10/17/20 Security Identifier: 87164DRV4	248,000.000	101.0000	250,480.00	418.54	3,472.00	1.38%
SALLIE MAE BK SALT LAKE CITY UT CTF DEP 2.650% 01/31/23 DTD 01/31/18 ACT/365 1ST CPN DTE 07/31/18 Security Identifier: 795450J71	246,000.000	102.7030	252,649.38	2,178.95	6,519.00	2.58%
EAGLEBANK BETHESDA MD CTF DEP 1.650% 03/06/23 DTD 03/06/20 ACT/365 1ST CPN DTE 04/06/20 Security Identifier: 27002YEV4	248,000.000	101.6320	252,047.36	269.06	4,092.00	1.62%





**Portfolio Holdings (continued)**

Description	Quantity	Market Price	Market Value	Accrued Interest	Estimated Annual Income	Estimated Yield
<b>FIXED INCOME (continued)</b>						
<b>Certificates of Deposit (continued)</b>						
LIVE OAK BKG CO WILMINGTON N C CTF DEP 1.550% 03/06/23 DTD 03/06/20 ACT/365 Security Identifier: 538036JZ8	100,000.000	101.5060	101,506.00	123.15	1,550.00	1.52%
BANKUNITED NATL ASSN MIAMI LAKES FL CTF DEP 0.250% 03/20/23 B/E DTD 03/19/21 ACT/365 Security Identifier: 066519QQ5	248,000.000	99.8480	247,623.04	18.68	620.00	0.25%
MAINSTREET BK FAIRFAX VA CTF DEP ACT/365 0.200% 03/29/23 B/E DTD 03/29/21 ACT/365 Security Identifier: 56065GAL2	248,000.000	99.7720	247,434.56	1.36	496.00	0.20%
AMERICAN EXPRESS NATL BK BROKERED INTL CTF DEP PROGRAM INSTL CTF DEP 1.450% 03/31/23 B/E DTD 03/31/20 Security Identifier: 02589AB50	248,000.000	101.4340	251,556.32	600.98	3,596.00	1.42%
BANK LEUMI USA NEW YORK N Y CTF DEP 1.450% 03/31/23 B/E DTD 03/31/20 ACT/365 1ST CPN DTE 09/30/20 Security Identifier: 063248KR8	248,000.000	101.4340	251,556.32	600.98	3,596.00	1.42%
NORTHSTAR BK BAD AXE MICH CTF DEP 1.150% 03/31/23 B/E DTD 03/31/20 ACT/365 1ST CPN DTE 04/30/20 Security Identifier: 66704MEQ0	248,000.000	101.0350	250,566.80	0.00	2,852.00	1.13%
WEBBANK SALT LAKE CITY UTAH CTF DEP 0.200% 05/01/23 B/E DTD 04/30/21 ACT/365 CALLABLE 11/30/21 Security Identifier: 947547MS1	246,000.000	99.7280	245,330.88	41.79	492.00	0.20%
M Y SAFRA BK FSB NEW YORK N Y CTF DEP 0.250% 05/26/23 B/E DTD 11/27/20 ACT/365 CALLABLE 05/27/22 Security Identifier: 55406JBL5	248,000.000	99.7660	247,419.68	5.10	620.00	0.25%
HINGHAM INSTN SVGS MASS CTF DEP 0.200% 06/28/23 B/E DTD 06/28/21 ACT/365 1ST CPN DTE 12/28/21 Security Identifier: 43332EA6	248,000.000	99.6430	247,114.64	210.63	496.00	0.20%
WEX BK MIDVALE UTAH CTF DEP 0.250% 06/30/23 B/E DTD 06/30/21 ACT/365 1ST CPN DTE 12/30/21 Security Identifier: 92937CKM9	248,000.000	99.7190	247,303.12	259.89	620.00	0.25%
INDUSTRIAL & COML BK CHINA USA NATL ASSN N Y 0.250% 07/21/23 B/E DTD 07/22/21 ACT/365 Security Identifier: 45581ECL3	246,000.000	99.6870	245,230.02	220.73	615.00	0.25%
GOLDMAN SACHS BK USA NEW YORK CTF DEP 0.250% 08/07/23 B/E DTD 05/05/21 ACT/365 CALLABLE 12/05/21 Security Identifier: 38149MWB5	246,000.000	99.6620	245,168.52	42.12	615.00	0.25%
LIVE OAK BKG CO WILMINGTON N C CTF DEP 1.600% 09/06/23 DTD 03/06/20 ACT/365 Security Identifier: 538036KB9	147,000.000	101.9890	149,923.83	186.87	2,352.00	1.56%



November 1, 2021 - November 30, 2021  
MEDINA CITY SCHOOLS

**Portfolio Holdings (continued)**

Description	Quantity	Market Price	Market Value	Accrued Interest	Estimated Annual Income	Estimated Yield
<b>FIXED INCOME (continued)</b>						
<b>Certificates of Deposit (continued)</b>						
SYNCHRONY BK RETAIL CTF DEP FIDELITY INSTL CTF DEP 0.350% 09/11/23 DTD 09/10/21 ACT/365 Security Identifier: 87165FZV9	248,000.000	99.7830	247,461.84	192.62	868.00	0.35%
BANK HAPOALIM B M NEW YORK BRH CTF DEP 0.300% 09/14/23 B/E DTD 09/14/20 ACT/365 1ST CPN DTE 03/14/21 Security Identifier: 06251A2E9	246,000.000	99.6900	245,237.40	155.69	738.00	0.30%
BANKWEST INC PIERRE S D CTF DEP 1.250% 10/24/23 B/E DTD 04/24/20 ACT/365 1ST CPN DTE 05/15/20 Security Identifier: 06652CHH7	248,000.000	101.4210	251,524.08	127.40	3,100.00	1.23%
NEW YORK CMNTY BK WESTBURY NEW YORK CTF DEP 0.300% 11/09/23 B/E DTD 11/09/20 ACT/365 Security Identifier: 649447UE7	248,000.000	99.5980	247,003.04	42.81	744.00	0.30%
BMW BK NORTH AMER SALT LAKE CITY UTAH CTF DEP 0.350% 01/16/24 B/E DTD 07/16/21 ACT/365 Security Identifier: 05580AA95	246,000.000	99.5350	244,856.10	323.17	861.00	0.35%
DELTA NATL BK & TR CO NEW YORK NY CTF DEP 1.200% 03/04/24 B/E DTD 03/31/20 ACT/365 Security Identifier: 24773RBN4	141,000.000	101.3060	142,841.46	282.77	1,692.00	1.18%
THIRD FED SVGS & LN ASSN OF CLEVELAND CTF DEP 0.400% 03/15/24 B/E DTD 09/15/21 ACT/365 Security Identifier: 88413QDC9	245,000.000	99.4760	243,716.20	204.05	980.00	0.40%
PREFERRED BK LOS ANGELES CALIF CTF DEP 1.100% 03/27/24 DTD 03/27/20 ACT/365 Security Identifier: 740367KG1	227,000.000	101.0540	229,392.58	20.52	2,497.00	1.08%
SECURITY ST BK FARWELL TEX CTF DEP 0.400% 03/28/24 B/E DTD 03/31/21 ACT/365 CALLABLE 11/30/21 Security Identifier: 81500JBG7	248,000.000	99.4330	246,593.84	0.00	992.00	0.40%
PACIFIC WESTN BK BEVERLY HILLS CALIF CTF DEP 1.300% 04/16/24 B/E DTD 04/16/20 ACT/365 Security Identifier: 69506YRH4	248,000.000	101.5000	251,720.00	397.48	3,224.00	1.28%
CENTERSTATE BK FLA NA WINTERHAVEN FL CTF DEP 1.050% 04/30/24 B/E DTD 04/30/20 ACT/365 Security Identifier: 15201QDH7	248,000.000	100.8900	250,207.20	221.16	2,604.00	1.04%

**Portfolio Holdings (continued)**

Description	Quantity	Market Price	Market Value	Accrued Interest	Estimated Annual Income	Estimated Yield
<b>FIXED INCOME (continued)</b>						
<b>Certificates of Deposit (continued)</b>						
LINCOLN SVGS BK REINBECK IOWA CTF DEP CT/365 0.600% 06/24/24 B/E DTD 06/24/20 ACT/365 Security Identifier: 534732AV4	248,000.000	99.6560	247,146.88	24.46	1,488.00	0.60%
FIRST KEYSTONE CMNTY BK BERWICK PA CTF DEP 0.600% 06/28/24 B/E DTD 06/30/20 ACT/365 Security Identifier: 32065RAK1	248,000.000	99.6420	247,112.16	0.00	1,488.00	0.60%
FLAGSTAR BK FSB TROY MICH CTF DEP 0.500% 07/17/24 B/E DTD 07/17/20 ACT/365 1ST CPN DTE 01/17/21 Security Identifier: 33847E3V7	248,000.000	99.3260	246,328.48	462.03	1,240.00	0.50%
TOYOTA FINL SVGS BK HEND NV CTF DEP 0.600% 08/12/24 B/E DTD 08/12/21 ACT/365 1ST CPN DTE 02/12/22 Security Identifier: 89235MLG4	248,000.000	99.5030	246,767.44	448.44	1,488.00	0.60%
INSTITUTION FOR SVGS IN NEWBURYPORT & ITS VIC MA CTF DEP 0.700% 10/28/24 B/E DTD 10/28/21 ACT/365 Security Identifier: 45780PBBO	249,000.000	99.5240	247,814.76	9.55	1,743.00	0.70%
MAGNOLIA BK INC KY CTF DEP 0.400% 10/30/24 B/E DTD 10/30/20 ACT/365 CALLABLE 11/30/21 Security Identifier: 559582AK7	247,000.000	98.6500	243,665.50	0.00	988.00	0.40%
CAPITAL ONE BK USA NATL ASSN GLEN ALLEN VA CTF DEP 0.700% 11/18/24 B/E DTD 11/17/21 ACT/365 Security Identifier: 14042TDV6	246,000.000	99.4510	244,649.46	61.33	1,722.00	0.70%
COMMERCIAL BK WEST LIBERTY KY CTF DEP 1.100% 03/17/25 DTD 03/17/20 ACT/365 CALLABLE 12/17/21 Security Identifier: 201525AC6	248,000.000	100.0470	248,116.56	97.16	2,728.00	1.09%
STATE BK INDIA CHICAGO ILL CTF DEP 0.950% 07/10/25 B/E DTD 07/10/20 ACT/365 1ST CPN DTE 01/10/21 Security Identifier: 856283P26	246,000.000	99.8000	245,508.00	915.59	2,337.00	0.95%
BANK BARODA NEW YORK BRH CTF DEP 0.650% 07/22/25 B/E DTD 07/22/20 ACT/365 1ST CPN DTE 01/22/21 Security Identifier: 06063HMT7	246,000.000	98.7060	242,816.76	573.89	1,599.00	0.65%
TEXAS EXCHANGE BK SSB CROWLEY CTF DEP 0.850% 11/14/25 B/E DTD 10/08/21 ACT/365 CALLABLE 01/08/22 Security Identifier: 88241TLZ1	248,000.000	99.1600	245,916.80	127.06	2,108.00	0.85%
TIAA FSB JACKSONVILLE FLA CTF DEP 0.500% 02/12/26 B/E DTD 02/12/21 ACT/365 Security Identifier: 87270LDL4	246,000.000	97.5240	239,909.04	370.68	1,230.00	0.51%
<b>Total Certificates of Deposit</b>	<b>10,603,000.000</b>		<b>\$10,618,471.30</b>	<b>\$13,237.64</b>	<b>\$92,151.00</b>	



November 1, 2021 - November 30, 2021  
MEDINA CITY SCHOOLS

**Portfolio Holdings (continued)**

Description	Quantity	Market Price	Market Value	Accrued Interest	Estimated Annual Income	Estimated Yield
<b>FIXED INCOME (continued)</b>						
<b>U.S. Government Bonds</b>						
FEDERAL FARM CR BKS CONS SYSTEMWIDE BDS 0.140% 05/18/23 B/E DTD 05/18/21 CALLABLE 12/05/21 @ 100.000 Moody Rating Aaa S & P Rating AA+ Security Identifier: 3133EMZPO	495,000.000	99.5440	492,742.80	23.10	693.00	0.14%
FEDERAL AGRIC MTG CORP MEDIUM TERM NTS FED 0.260% 09/29/23 B/E DTD 09/29/20 CALLABLE 12/29/21 Security Identifier: 31422BW97	740,000.000	99.5230	736,470.20	326.01	1,924.00	0.26%
FEDERAL HOME LN MTG CORP MEDIUM TERM NTS FED 0.300% 12/29/23 B/E DTD 09/29/20 CALLABLE 12/29/21 Moody Rating Aaa Security Identifier: 3134GWTY2	248,000.000	99.3540	246,397.92	312.07	744.00	0.30%
FEDERAL HOME LN BKS CONS BD 0.350% 04/23/24 B/E DTD 06/23/21 CALLABLE 12/23/21 @ 100.000 Moody Rating Aaa S & P Rating AA+ Security Identifier: 3130AMQ8	245,000.000	99.4440	243,637.80	373.97	857.50	0.35%
FEDERAL HOME LN MTG CORP MEDIUM TERM NTS FED 0.625% 09/15/25 B/E DTD 09/15/20 CALLABLE 09/15/22 Moody Rating Aaa Security Identifier: 3134GWB70	248,000.000	98.3030	243,791.44	322.92	1,550.00	0.63%
<b>Total U.S. Government Bonds</b>	1,976,000.000		\$1,963,040.16	\$1,358.07	\$5,768.50	
<b>TOTAL FIXED INCOME</b>	12,579,000.000		\$12,581,511.46	\$14,595.71	\$97,919.50	
<b>Total Portfolio Holdings</b>				<b>Market Value</b>	<b>Accrued Interest</b>	<b>Estimated Annual Income</b>
				\$12,586,290.15	\$14,595.71	\$97,919.50

**Portfolio Holdings Disclosures**
**Pricing**

This section includes the net market value of the securities in your account on a settlement date basis, including short positions, at the close of the statement period. The market prices, unless otherwise noted, have been obtained from independent vendor services, which we believe to be reliable. In some cases the pricing vendor may provide prices quoted by a single broker or market maker. Market prices do not constitute a bid or an offer, and may differ from the actual sale price. Securities for which a price is not available are marked "N/A" and are omitted from the Total.

THE AS OF PRICE DATE ONLY APPEARS WHEN THE PRICE DATE DOES NOT EQUAL THE STATEMENT DATE.

## Portfolio Holdings Disclosures (continued)

### Estimated Annual Figures

The estimated annual income (EAI) and estimated annual yield (EAY) figures are estimates and for informational purposes only. These figures are not considered to be a forecast or guarantee of future results. These figures are computed using information from providers believed to be reliable; however, no assurance can be made as to the accuracy. Since interest and dividend rates are subject to change at any time, and may be affected by current and future economic, political, and business conditions, they should not be relied on for making investment, trading, or tax decisions. These figures assume that the position quantities, interest and dividend rates, and prices remain constant. A capital gain or return of principal may be included in the figures for certain securities, thereby overstating them. Refer to [www.pershing.com/disclosures](http://www.pershing.com/disclosures) for specific details as to formulas used to calculate the figures. Accrued interest represents interest earned but not yet received.

### Reinvestment

The dollar amount of Mutual Fund distributions, Money Market Fund dividend income, Bank Deposit interest income, or dividends for other securities shown on your statement may have been reinvested. You will not receive confirmation of these reinvestments. Upon written request to your financial institution, information pertaining to these transactions, including the time of execution and the name of the person from whom your security was purchased, may be obtained. In dividend reinvestment transactions, Pershing acts as your agent and receives payment for order flow.

### Option Disclosure

Information with respect to commissions and other charges incurred in connection with the execution of option transactions has been included in confirmations previously furnished to you. A summary of this information is available to you promptly upon your written request directed to your introducing firm. In order to assist your introducing firm in maintaining current background and financial information concerning your option accounts, please promptly advise them in writing of any material change in your investment objectives or financial situation. Expiring options which are valuable are exercised automatically pursuant to the exercise by exception procedure of the Options Clearing Corporation. Additional information regarding this procedure is available upon written request to your introducing firm.

### Certificates of Deposit

Certificates of Deposit acquired through the Certificate of Deposit Account Registry Service ("CDARS") and held in your brokerage account are subject to Securities Investor Protection Corporation (SIPC) coverage. Please see additional information about SIPC under Important Information and Disclosures on this statement.

Please be advised that the secondary market for CDs is generally illiquid; the actual value of CDs may be different from their purchase price; and a significant loss of principal could result if your CDs are sold prior to maturity. In the event that the CDs listed above do not indicate a market valuation, an accurate market value could not be determined. In the event that a price is listed above for your CDs, Pershing has obtained a price from sources deemed to be reliable or has priced your CDs using a matrix formula. Prices are estimates and the actual value you may obtain for your CD may be different if you elect to sell your CD in the secondary market.

### Foreign Currency Transactions

Pershing will execute foreign currency transactions as principal for your account. Pershing may automatically convert foreign currency to or from U.S. dollars for dividends and similar corporate action transactions unless you instruct your financial organization otherwise. Pershing's currency conversion rate will not exceed the highest interbank conversion rate identified from customary banking sources on the conversion date or the prior business day, increased by up to 1%, unless a particular rate is required by applicable law. Your financial organization may also increase the currency conversion rate. This conversion rate may differ from rates in effect on the date you executed a transaction, incurred a charge, or received a credit. Transactions converted by agents (such as depositories) will be billed at the rates such agents use.

### Proxy Vote

Securities not fully paid for in your margin account may be lent by Pershing to itself or others in accordance with the terms outlined in the Margin Agreement. The right to vote your shares held on margin may be reduced by the amount of shares on loan. The Proxy Voting Instruction Form sent to you may reflect a smaller number of shares entitled to vote than the number of shares in your margin account.

### Ratings

This statement may contain credit rating information obtained from Standard & Poor's. Reproducing and distributing any information received from Standard & Poor's is not permitted without prior written authorization from Standard & Poor's. Standard & Poor's does not guarantee the accuracy, completeness, timeliness or availability of any information. Standard & Poor's is not responsible for any errors or omissions, regardless of the cause, or for the results of using such content. Standard & Poor's makes no express or implied warranties



November 1, 2021 - November 30, 2021  
MEDINA CITY SCHOOLS

**Portfolio Holdings Disclosures (continued)**
**Ratings (continued)**

including warranties of merchantability or fitness for a particular purpose. Standard & Poor's shall not be legally responsible for any fees, costs, expenses or losses in connection with the use of their content. Credit ratings are opinions and not statements of facts; are not recommendations to purchase, hold or sell securities; and do not address suitability for investment purpose. Credit ratings should not be relied upon as investment advice.

**Activity Summary** (All amounts shown are in base currency)

	Credits This Period	Debits This Period	Net This Period	Credits Year-to-Date	Debits Year-to-Date	Net Year-to-Date
<b>Securities</b>						
Securities Bought	0.00	-246,000.00	-246,000.00	0.00	-4,693,467.76	-4,693,467.76
<b>Total Securities</b>	<b>\$0.00</b>	<b>-\$246,000.00</b>	<b>-\$246,000.00</b>	<b>\$0.00</b>	<b>-\$4,693,467.76</b>	<b>-\$4,693,467.76</b>
<b>Dividends and Interest</b>	<b>\$9,018.80</b>	<b>\$0.00</b>	<b>\$9,018.80</b>	<b>\$133,474.97</b>	<b>\$0.00</b>	<b>\$133,474.97</b>
<b>Distributions</b>	<b>\$246,000.00</b>	<b>\$0.00</b>	<b>\$246,000.00</b>	<b>\$5,432,000.00</b>	<b>\$0.00</b>	<b>\$5,432,000.00</b>
<b>Cash</b>						
Withdrawals	0.00	-255,172.19	-255,172.19	0.00	-5,565,641.55	-5,565,641.55
Deposits	246,000.00	0.00	246,000.00	4,693,454.17	0.00	4,693,454.17
<b>Total Cash</b>	<b>\$246,000.00</b>	<b>-\$255,172.19</b>	<b>-\$9,172.19</b>	<b>\$4,693,454.17</b>	<b>-\$5,565,641.55</b>	<b>-\$872,187.38</b>
<b>Totals</b>	<b>\$501,018.80</b>	<b>-\$501,172.19</b>	<b>-\$153.39</b>	<b>\$10,258,929.14</b>	<b>-\$10,259,109.31</b>	<b>-\$180.17</b>

**Transactions by Type of Activity**

Process/ Settlement Date	Trade/ Transaction Date	Activity Type	Description	Quantity	Price	Accrued Interest	Amount	Currency
<b>Securities Bought and Sold</b>								
11/17/21	11/12/21	PURCHASED 14042TDV6	CAPITAL ONE BK USA NATL ASSN GLEN ALLEN VA CTF DEP 0.700% 11/18/24 B/E DTD 11/17/21 YLD .700 TO MAT	246,000.000	100.0000		-246,000.00	USD
<b>Total Securities Bought and Sold</b>						<b>\$0.00</b>	<b>-\$246,000.00</b>	<b>USD</b>

## Transactions by Type of Activity (continued)

Process/ Settlement Date	Trade/ Transaction Date	Activity Type	Description	Quantity	Price	Accrued Interest	Amount	Currency
<b>Dividends and Interest</b>								
11/01/21		BOND INTEREST RECEIVED 15201QDH7	248000 CENTERSTATE BK FLA NA WINTERHAVEN FL CTF DEP 1.050% 04/30/24 B/E RD 10/30 PD 10/31/21 RATE ADJUST				1,305.57	USD
11/01/21		BOND INTEREST RECEIVED 32065RAK1	248000 FIRST KEYSTONE CMNTY BK BERWICK PA CTF DEP 0.600% 06/28/24 B/E DTD 06/30/20 CLB RD 10/15 PD 10/30/21				122.30	USD
11/01/21		BOND INTEREST RECEIVED 538036JZ8	100000 LIVE OAK BKG CO WILMINGTON N C CTF DEP 1.550% 03/06/23 DTD 03/06/20 RD 10/17 PD 11/01/21				131.64	USD
11/01/21		BOND INTEREST RECEIVED 538036KB9	147000 LIVE OAK BKG CO WILMINGTON N C CTF DEP 1.600% 09/06/23 DTD 03/06/20 RD 10/17 PD 11/01/21				199.76	USD
11/01/21		BOND INTEREST RECEIVED 559582AK7	247000 MAGNOLIA BK INC KY CTF DEP 0.400% 10/30/24 B/E DTD 10/30/20 CLB RD 10/15 PD 10/30/21				81.21	USD
11/01/21		BOND INTEREST RECEIVED 56034WAS0	248000 MAIN STR BK CORP WHEELING WV CTF DEP 2.950% 02/01/22 DTD 02/01/19 RD 10/17 PD 11/01/21				1,844.03	USD
11/01/21		BOND INTEREST RECEIVED 66704MEQ0	248000 NORTHSTAR BK BAD AXE MICH CTF DEP 1.150% 03/31/23 B/E DTD 03/31/20 RD 10/16 PD 10/31/21				242.22	USD
11/01/21		BOND INTEREST RECEIVED 81500JBG7	248000 SECURITY ST BK FARWELL TEX CTF DEP 0.400% 03/28/24 B/E DTD 03/31/21 CLB RD 10/29 PD 10/31/21				84.25	USD
11/01/21		BOND INTEREST RECEIVED 947547MS1	246000 WEBBANK SALT LAKE CITY UTAH CTF DEP 0.200% 05/01/23 B/E DTD 04/30/21 CLB RD 10/29 PD 10/31/21				248.02	USD
11/05/21		BOND INTEREST RECEIVED 38149MW85	246000 GOLDMAN SACHS BK USA NEW YORK CTF DEP 0.250% 08/07/23 B/E DTD 05/05/21 CLB RD 10/21 PD 11/05/21				52.23	USD
11/08/21		BOND INTEREST RECEIVED 27002YEV4	248000 EAGLEBANK BETHESDA MD CTF DEP 1.650% 03/06/23 DTD 03/06/20 RD 10/22 PD 11/06/21				347.54	USD
11/08/21		BOND INTEREST RECEIVED 72345SKR1	248000 PINNACLE BK NASHVILLE TENN CTF DEP ACT/365 1.000% 05/06/22 B/E DTD 05/06/20 RD 10/22 PD 11/06/21				1,250.19	USD
11/08/21		BOND INTEREST RECEIVED 88241TLZ1	248000 TEXAS EXCHANGE BK SSB CROWLEY CTF DEP 0.850% 11/14/25 B/E DTD 10/08/21 CLB RD 10/24 PD 11/08/21				179.04	USD
11/09/21		BOND INTEREST RECEIVED 649447UE7	248000 NEW YORK CMNTY BK WESTBURY NEW YORK CTF DEP 0.300% 11/09/23 B/E DTD 11/09/20 RD 10/25 PD 11/09/21				375.06	USD
11/12/21		BOND INTEREST RECEIVED 90348JSW1	248000 UBS BK USA SALT LAKE CITY UT CTF DEP 1.000% 03/11/22 B/E DTD 03/11/20 RD 10/27 PD 11/11/21				210.63	USD
11/15/21		BOND INTEREST RECEIVED 06652CHH7	248000 BANKWEST INC PIERRE S D CTF DEP 1.250% 10/24/23 B/E DTD 04/24/20 RD 10/31 PD 11/15/21				263.29	USD



November 1, 2021 - November 30, 2021  
MEDINA CITY SCHOOLS

**Transactions by Type of Activity (continued)**

Process/ Settlement Date	Trade/ Transaction Date	Activity Type	Description	Quantity	Price	Accrued Interest	Amount	Currency
<b>Dividends and Interest (continued)</b>								
11/17/21		BOND INTEREST RECEIVED 201525AC6	248000 COMMERCIAL BK WEST LIBERTY KY CTF DEP 1.100% 03/17/25 DTD 03/17/20 CLB RD 11/02 PD 11/17/21				231.69	USD
11/18/21		BOND INTEREST RECEIVED 3133EMZPO	495000 FEDERAL FARM CR BKS CONS SYSTEMWIDE BDS 0.140% 05/18/23 B/E DTD 05/18/21 CLB RD 11/17 PD 11/18/21				346.50	USD
11/19/21		BOND INTEREST RECEIVED 066519QQ5	248000 BANKUNITED NATL ASSN MIAMI LAKES FL CTF DEP 0.250% 03/20/23 B/E DTD 03/19/21 CLB RD 11/04 PD 11/19/21				52.66	USD
11/24/21		BOND INTEREST RECEIVED 46147UUC2	246000 INVESTORS CMNTY BK MANITOWOC WIS CTF DEP 0.400% 06/26/23 B/E DTD 06/24/20 CLB RD 11/09 PD 11/24/21				83.57	USD
11/24/21		BOND INTEREST RECEIVED 534732AV4	248000 LINCOLN SVGS BK REINBECK IOWA CTF DEP CT/365 0.600% 06/24/24 B/E DTD 06/24/20 CLB RD 11/09 PD 11/24/21				126.38	USD
11/29/21		BOND INTEREST RECEIVED 45780PBBO	249000 INSTITUTION FOR SVGS IN NEWBURYPORT & ITS VIC MA CTF DEP 0.700% 10/28/24 B/E DTD 10/28/21 CLB RD 11/13 PD 11/28/21				148.04	USD
11/29/21		BOND INTEREST RECEIVED 55406JBL5	248000 M Y SAFRA BK FSB NEW YORK N Y CTF DEP 0.250% 05/26/23 B/E DTD 11/27/20 CLB RD 11/12 PD 11/27/21				312.55	USD
11/29/21		BOND INTEREST RECEIVED 56065GAL2	248000 MAINSTREET BK FAIRFAX VA CTF DEP ACT/365 0.200% 03/29/23 B/E DTD 03/29/21 RD 11/14 PD 11/29/21				42.13	USD
11/29/21		BOND INTEREST RECEIVED 740367KGI	227000 PREFERRED BK LOS ANGELES CALIF CTF DEP 1.100% 03/27/24 DTD 03/27/20 RD 11/12 PD 11/27/21				212.07	USD
11/30/21		BOND INTEREST RECEIVED 32065RAK1	248000 FIRST KEYSTONE CMNTY BK BERWICK PA CTF DEP 0.600% 06/28/24 B/E DTD 06/30/20 CLB RD 11/15 PD 11/30/21				126.38	USD
11/30/21		BOND INTEREST RECEIVED 559582AK7	247000 MAGNOLIA BK INC KY CTF DEP 0.400% 10/30/24 B/E DTD 10/30/20 CLB RD 11/15 PD 11/30/21				83.91	USD





## Transactions by Type of Activity (continued)

Process/ Settlement Date	Trade/ Transaction Date	Activity Type	Description	Quantity	Price	Accrued Interest	Amount	Currency
<b>Dividends and Interest (continued)</b>								
11/30/21		BOND INTEREST RECEIVED 66704MEQO	248000 NORTHSTAR BK BAD AXE MICH CTF DEP 1.150% 03/31/23 B/E DTD 03/31/20 RD 11/15 PD 11/30/21				234.41	USD
11/30/21		BOND INTEREST RECEIVED 81500JBG7	248000 SECURITY ST BK FARWELL TEX CTF DEP 0.400% 03/28/24 B/E DTD 03/31/21 CLB RD 11/29 PD 11/30/21				81.53	USD
<b>Total Dividends and Interest</b>						<b>\$0.00</b>	<b>\$9,018.80</b>	<b>USD</b>
<b>Distributions</b>								
11/24/21		SECURITY REDEEMED 46147UUC2	INVESTORS CMNTY BK MANITOWOC WIS CTF DEP 0.400% 06/26/23 B/E DTD 06/24/20 CLB	-246,000.000			246,000.00	USD
<b>Total Distributions</b>						<b>\$0.00</b>	<b>\$246,000.00</b>	<b>USD</b>
<b>Cash Withdrawals and Deposits</b>								
11/03/21		ELECTRONIC TRANSACTION USD999997	SEND TO BANK FOR ACH ACH HUNTINGTON NATIONAL BANK				-9,172.19	USD
11/17/21		ELECTRONIC DEPOSIT USD999997	RECV FR BANK FOR ACH ACH HUNTINGTON NATIONAL BANK				246,000.00	USD
11/26/21		ELECTRONIC TRANSACTION USD999997	SEND TO BANK FOR ACH ACH HUNTINGTON NATIONAL BANK				-246,000.00	USD
<b>Total Cash Withdrawals and Deposits</b>						<b>\$0.00</b>	<b>-\$9,172.19</b>	<b>USD</b>
<b>Total Value of Transactions</b>						<b>\$0.00</b>	<b>-\$153.39</b>	<b>USD</b>

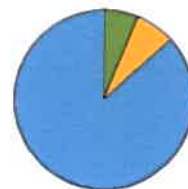
The price and quantity displayed may have been rounded.

## Fixed Income Analysis

### Bond Quality

Bond Quality	Market Value	% of Bond Market Value	Percent of Fixed Income
AAA	1,226,569.96	10%	
Not Rated	11,354,941.50	90%	
<b>Total</b>	<b>12,581,511.46</b>	<b>100%</b>	

### Bond Maturity Schedule



Bond Maturity	Market Value	% of Bond Market Value
1 to 6 months	746,708.16	6%
7 to 12 months	843,027.09	7%
1 to 5 years	10,991,776.21	87%
<b>Total</b>	<b>12,581,511.46</b>	<b>100%</b>

Percentages of bond market values are rounded to the nearest whole percentage.

Bond quality ratings reflect Moody's or Standard and Poor's ratings. Bonds may be rated by other services. Bonds that are in default are not included. Please refer to your Portfolio Holdings section.

November 1, 2021 - November 30, 2021  
MEDINA CITY SCHOOLS**Messages**

Please note the following information for Pershing's 2021 IRS Form 1099 (B, DIV, INT, MISC and OID): Your Form 1099 will be delivered as early as possible, beginning January 31, 2022. By February 15, you will be mailed either your Form 1099 or a special Pending 1099 Notice. The Pending 1099 Notice will be sent if we have not received and processed final information from issuers and trustees of securities that you hold by the as of date of the February 15 1099 mailing. You will also be sent the notice if your information is still being reviewed and finalized. The notice will inform you of the securities that are pending final reporting and provides the anticipated mail date of your 1099. Your 1099 will be mailed no later than March 15, 2022.

Although a money market mutual fund seeks to preserve the value of your investment at \$1 per share, it is possible to lose money by investing in a money market mutual fund. Shares of a money market mutual fund or the balance of a bank deposit product held in your brokerage account may be liquidated upon request with the proceeds credited to your brokerage account. Please see the money market mutual fund's prospectus or the bank deposit product's disclosure document or contact your Investment Professional for additional information. Pursuant to SEC Rule 10b-10(b)(1) confirmations are not sent for purchases into money market mutual funds processed on the sweep platform. Pursuant to applicable regulation, account statements will be produced monthly or quarterly.

**eDelivery**

Going digital is more important than ever before, and the benefits of electronic delivery--speed, convenience and safety--are clear. We offer eDelivery for account statements, prospectus documents, proxy or shareholder communications, tax documents, trade confirmations and more.

To enroll, log in to your brokerage account and look for the one-click eDelivery pop-up or simply select 'Go Paperless' at the top of any page and follow the on-screen prompts for set-up. Enrollment can be activated as quickly as the day you register, and you will be notified when documents are available in an online, password-protected portal.

Contact your financial professional if you have any questions about any of our efficient digital tools.

**Cash Not Yet Received**

Security	Record Date	Payable Date	Quantity Held	Rate	Dividend Option	Amount of Payment
<b>Interest</b>						
BANKWEST INC PIERRE S D CTF DEP 1.250% 10/24/23 B/E	11/30/21	12/15/21	248,000.000	0.001027	Cash	254.79
EAGLEBANK BETHESDA MD CTF DEP 1.650% 03/06/23	11/21/21	12/06/21	248,000.000	0.001356	Cash	336.33
GOLDMAN SACHS BK USA NEW YORK CTF DEP 0.250% 08/07/23 B/E	11/20/21	12/05/21	246,000.000	0.000205	Cash	50.55



## Cash Not Yet Received (continued)

Security	Record Date	Payable Date	Quantity Held	Rate	Dividend Option	Amount of Payment
<b>Interest (continued)</b>						
TEXAS EXCHANGE BK SSB CROWLEY CTF DEP 0.850% 11/14/25 B/E	11/23/21	12/08/21	248,000.000	0.000699	Cash	173.26
UBS BK USA SALT LAKE CITY UT CTF DEP 1.000% 03/11/22 B/E	11/26/21	12/11/21	248,000.000	0.000822	Cash	203.84
LIVE OAK BKG CO WILMINGTON N C CTF DEP	11/16/21	12/01/21	100,000.000	1.273972	Cash	127.40
LIVE OAK BKG CO WILMINGTON N C CTF DEP	11/16/21	12/01/21	147,000.000	1.315068	Cash	193.31
<b>Total Cash Not Yet Received</b>						<b>\$1,339.48</b>

Assets shown here are not reflected in your account. This information has been received from sources we believe to be reliable. Pershing does not guarantee the accuracy of the information.

## Important Information and Disclosures

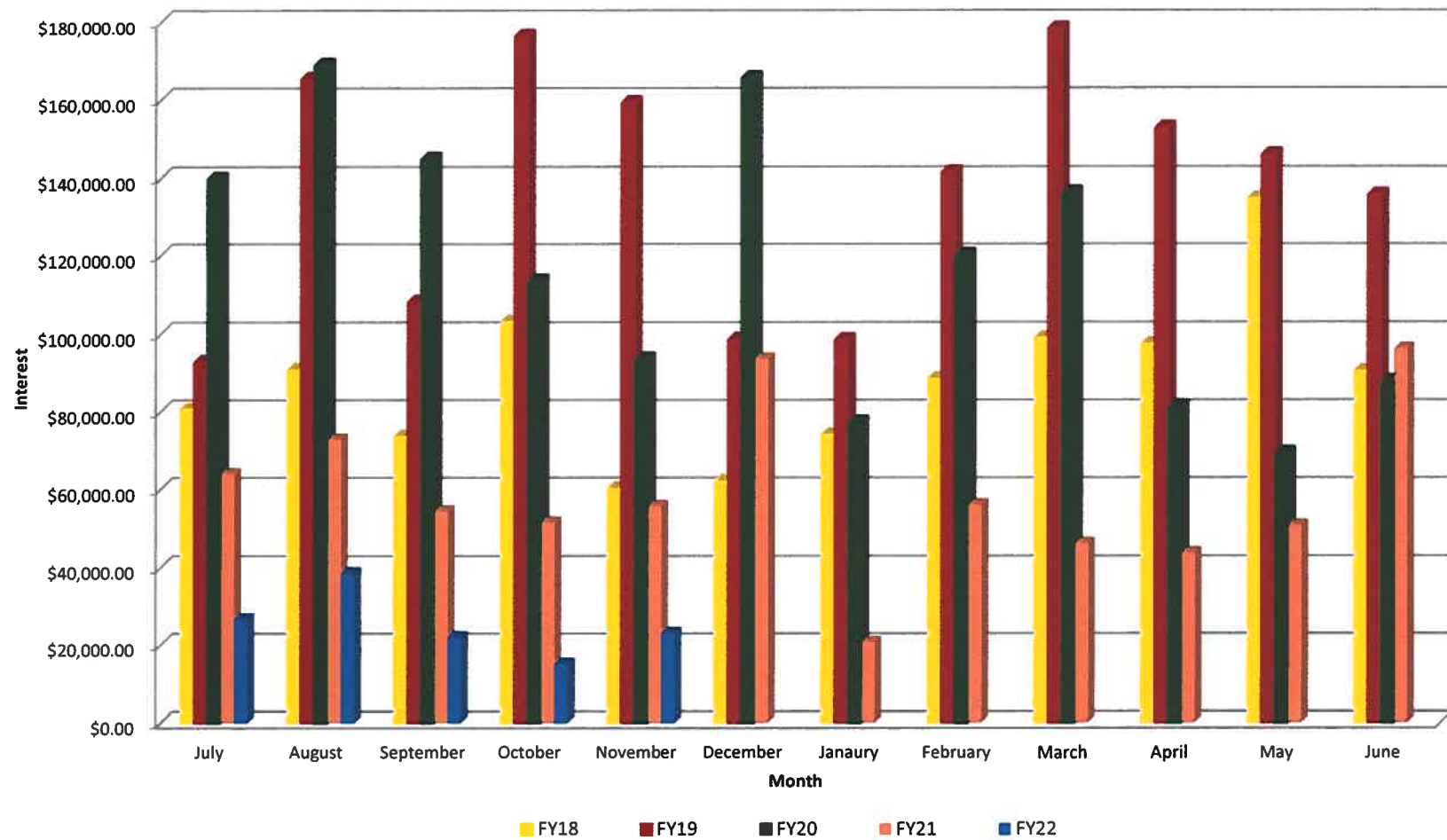
### The Role of Pershing

- Pershing carries your account as clearing broker pursuant to a clearing agreement with your financial institution. Pershing may accept from your financial institution without inquiry or investigation (i) orders for the purchase and sale of securities and other property and (ii) any other instructions concerning your account. Pershing is not responsible or liable for any acts or omissions of your financial institution or its employees and it does not supervise them. Pershing provides no investment advice nor does it assess the suitability of any transaction or order. Pershing acts as the agent of your financial institution and you agree that you will not hold Pershing or any person controlling or under common control with it liable for any investment losses incurred by you.
- Pershing performs several key functions at the direction of your financial institution. It acts as custodian for funds and securities you may deposit with it directly or through your financial institution or that it receives as the result of securities transactions it processes.
- Your financial institution is responsible for adherence to the securities laws, regulations and rules which apply to it regarding its own operations and the supervision of your account, its sales representatives and other personnel. Your financial institution is also responsible for approving the opening of accounts and obtaining account documents; the acceptance and, in certain instances, execution of securities orders; the assessment of the suitability of those transactions, where applicable; the rendering of investment advice, if any, to you and in general, for the ongoing relationship that it has with you.
- Inquiries concerning the positions and balances in your account may be directed to the Pershing Customer Service Department at (201) 413-3333. All other inquiries regarding your account or activity should be directed to your financial institution. Your financial organization's contact information can be found on the first page of this statement.
- For a description of other functions performed by Pershing please consult the Disclosure Statement provided to you upon the opening of your account. This notice is not meant as a definitive enumeration of every possible circumstance, but as a general disclosure. If you have any questions regarding this notice or if you would like additional copies of the Disclosure Statement, please contact your financial institution.
- Pershing is a member of the Securities Investor Protection Corporation (SIPC®). Please note that SIPC does not protect against loss due to market fluctuation. In addition to SIPC protection, Pershing provides coverage in excess of SIPC limits. For more detailed information please visit: [www.pershing.com/about/strength-and-stability](http://www.pershing.com/about/strength-and-stability).
- This statement will be deemed conclusive. You are advised to report any inaccuracy or discrepancy (including unauthorized trading) promptly, but no later than ten days after receipt of this statement, to your financial organization and Pershing. Please be advised that any oral communication should be re-confirmed in writing to further protect your rights, including your rights under the Securities Investor Protection Act.
- Your financial organization's contact information can be found on the first page of this statement. Pershing's contact information is as follows: **Pershing LLC, Legal Department, One Pershing Plaza, Jersey City, New Jersey 07399; (201) 413-3330.** Errors and Omissions excepted.

### Important Arbitration Disclosures

- All parties to this agreement are giving up the right to sue each other in court, including the right to a trial by jury, except as provided by the rules of the arbitration forum in which a claim is filed.
- Arbitration awards are generally final and binding; a party's ability to have a court reverse or modify an arbitration award is very limited.

## Total Monthly Interest Earnings



EFINANCEPLUS  
 DATE:12/10/2021  
 TIME:14:04:08  
 SELECTION CRITERIA : ALL

MEDINA CITY SCHOOLS  
 OH Cash Position Report

PAGE NUMBER: 1

ACCOUNTING PERIOD : 5/22

FUND	SCC	DESCRIPTION	BEGIN BALANCE	MTD RECEIPTS	FYTD RECEIPTS	MTD EXPENDITURES	FYTD EXPENDITURES	CURRENT FUND BALANCE	CURRENT ENCUMBRANCE	UNENCUMBERED FUND BALANCE
001	0000	GENERAL FUND	30,154,351.08	1,473,461.66	31,966,776.34	6,105,022.60	31,308,371.74	30,812,755.68	2,514,347.46	28,298,408.22
Total For Fund 001:			30,154,351.08	1,473,461.66	31,966,776.34	6,105,022.60	31,308,371.74	30,812,755.68	2,514,347.46	28,298,408.22
002	9000	BOND RETIRE - ELEM/HIGH	3,561,305.29	15,403.48	2,066,453.11	0.00	26,082.57	5,601,675.83	4,173,661.50	1,428,014.33
002	9012	SALES TAX - COPS	0.00	0.00	0.00	1,321,943.75	1,321,943.75	-1,321,943.75	405,818.75	-1,727,762.50
002	9014	ENERGY & TRANSP NOTES	0.00	339,212.52	339,212.52	0.00	339,212.52	0.00	0.00	0.00
Total For Fund 002:			3,561,305.29	354,616.00	2,405,665.63	1,321,943.75	1,687,238.84	4,279,732.08	4,579,480.25	-299,748.17
003	0000	PERMANENT IMPROVEMENT	185,994.61	0.00	0.00	0.00	0.00	185,994.61	0.00	185,994.61
003	9000	PERMANENT IMPROVEMENT	13,601.14	0.00	0.00	0.00	0.00	13,601.14	0.00	13,601.14
003	9001	REC CENTER-PERMANENT IMP	237,578.90	0.00	72.60	108,301.10	134,652.70	102,998.80	13,928.40	89,070.40
Total For Fund 003:			437,174.65	0.00	72.60	108,301.10	134,652.70	302,594.55	13,928.40	288,666.15
006	0000	LUNCHROOM FUND	54,793.54	50,065.83	169,398.12	146,508.56	655,326.86	-431,135.20	75,250.73	-506,385.93
006	9006		0.00	403,997.68	1,043,351.98	92,128.32	407,879.44	635,472.54	293,741.33	341,731.21
Total For Fund 006:			54,793.54	454,063.51	1,212,750.10	238,636.88	1,063,206.30	204,337.34	368,992.06	-164,654.72

EFINANCEPLUS  
 DATE:12/10/2021  
 TIME:14:04:08  
 SELECTION CRITERIA : ALL

MEDINA CITY SCHOOLS  
 OH Cash Position Report

PAGE NUMBER: 2

ACCOUNTING PERIOD : 5/22

FUND	SCC	DESCRIPTION	BEGIN BALANCE	MTD RECEIPTS	FYTD RECEIPTS	MTD EXPENDITURES	FYTD EXPENDITURES	CURRENT FUND BALANCE	CURRENT ENCUMBRANCE	UNENCUMBERED FUND BALANCE
007	9004	COLLINS SCH/POST-GRADUATE								
		1,004.45	0.73	3.24	0.00	0.00	1,007.69	20,000.00	-18,992.31	
007	9022		0.00	8.78	12,031.77	0.00	0.00	12,031.77	0.00	12,031.77
007	9110	ART TRUST - GARFIELD								
		11,304.69	8.28	36.55	0.00	0.00	11,341.24	0.00	11,341.24	
007	9111	CHARLES STANGEL SCH								
		12.75	0.01	0.05	0.00	0.00	12.80	0.00	12.80	
007	9333	RIOS STUDENT LEADER SCH								
		26,523.67	19.42	85.75	0.00	0.00	26,609.42	6,000.00	20,609.42	
007	9901	BIXLER SCHOLARSHIP FUND								
		125.00	0.09	0.32	0.00	0.00	125.32	0.00	125.32	
<hr/>										
Total For Fund	007:	38,970.56	37.31	12,157.68	0.00	0.00	51,128.24	26,000.00	25,128.24	
008	9002	KANEHL MUSIC TRUST								
		29,031.43	21.25	93.85	0.00	0.00	29,125.28	250.00	28,875.28	
008	9003	RICHARD HOFFMAN COLLINS								
		772,391.85	0.00	0.00	0.00	0.00	772,391.85	50,000.00	722,391.85	
008	9112	ELAINE BUSHMAN FUND								
		19,547.27	14.31	63.19	0.00	0.00	19,610.46	500.00	19,110.46	
<hr/>										
Total For Fund	008:	820,970.55	35.56	157.04	0.00	0.00	821,127.59	50,750.00	770,377.59	
009	9000	STAR								
		601.20	1,123.65	22,468.90	0.00	0.00	23,070.10	0.00	23,070.10	
009	9110	UNIFORM SUPPLIES GA								
		5,580.80	78.00	2,326.00	-33.99	4,564.98	3,341.82	873.21	2,468.61	
009	9120	UNIFORM SUPPLIES - CN								
		11,585.62	710.50	8,049.60	0.00	6,270.10	13,365.12	2,698.98	10,666.14	
009	9130	UNIFORM SUPPLIES - FN								
		6,676.73	397.20	8,461.35	75.61	7,482.50	7,655.58	2,583.66	5,071.92	

EFINANCEPLUS  
 DATE:12/10/2021  
 TIME:14:04:08  
 SELECTION CRITERIA : ALL

MEDINA CITY SCHOOLS  
 OH Cash Position Report

PAGE NUMBER: 3

ACCOUNTING PERIOD : 5/22

FUND	SCC	DESCRIPTION	BEGIN BALANCE	MTD RECEIPTS	FYTD RECEIPTS	MTD EXPENDITURES	FYTD EXPENDITURES	CURRENT FUND BALANCE	CURRENT ENCUMBRANCE	UNENCUMBERED FUND BALANCE
009	9140	UNIFORM SUPPLIES - HE								
		11,078.66	480.00	7,880.00	285.29	6,210.87	12,747.79	2,916.45		9,831.34
009	9160	UNIFORM SUPPLIES - BL								
		3,512.47	983.80	10,697.80	374.16	6,622.15	7,588.12	776.25		6,811.87
009	9170	UNIFORM SUPPLIES - WA								
		23,755.64	304.00	12,746.00	24.90	8,509.92	27,991.72	3,000.00		24,991.72
009	9180	UNIFORM SUPPLIES - NO								
		6,843.94	588.30	8,829.80	0.00	6,553.29	9,120.45	2,396.53		6,723.92
009	9200	UNIFORM SUPPLIES - CL								
		20,471.40	1,112.50	15,686.25	32.30	16,831.11	19,326.54	6,879.28		12,447.26
009	9210	UNIFORM SUPPLIES - RT								
		2,910.42	909.50	17,637.50	2,230.05	8,840.63	11,707.29	11,978.75		-271.46
009	9300	UNIFORM SUPPLIES - HS								
		16,369.65	4,657.50	113,699.92	7,670.67	30,013.92	100,055.65	85,233.69		14,821.96
009	9304	AVIATION/PHOTOGRAPHY								
		3.87	0.00	0.00	0.00	0.00	3.87	0.00		3.87
<hr/>										
Total For Fund	009:									
		109,390.40	11,344.95	228,483.12	10,658.99	101,899.47	235,974.05	119,336.80		116,637.25
<hr/>										
014	9016	MEDINA CNTY JUV DET CNTR								
		88,161.99	13,575.00	61,840.48	13,854.55	92,749.74	57,252.73	0.00		57,252.73
014	9116	EVOLVE								
		653,227.29	113,265.20	254,410.40	94,601.10	365,620.58	542,017.11	39,165.62		502,851.49
<hr/>										
Total For Fund	014:									
		741,389.28	126,840.20	316,250.88	108,455.65	458,370.32	599,269.84	39,165.62		560,104.22
<hr/>										
016	0000	EMERGENCY LEVY								
		20,800,938.74	1,237.24	3,255,258.93	729,276.90	4,215,573.43	19,840,624.24	400,729.97		19,439,894.27
<hr/>										
Total For Fund	016:									
		20,800,938.74	1,237.24	3,255,258.93	729,276.90	4,215,573.43	19,840,624.24	400,729.97		19,439,894.27

EFINANCEPLUS  
 DATE:12/10/2021  
 TIME:14:04:08  
 SELECTION CRITERIA : ALL

MEDINA CITY SCHOOLS  
 OH Cash Position Report

PAGE NUMBER: 4

ACCOUNTING PERIOD : 5/22

FUND	SCC	DESCRIPTION	MTD RECEIPTS	FYTD RECEIPTS	MTD EXPENDITURES	FYTD EXPENDITURES	CURRENT FUND BALANCE	CURRENT ENCUMBRANCE	UNENCUMBERED FUND BALANCE
018	0000	PRINT SHOP 6,683.33	0.00	0.00	0.00	0.00	6,683.33	0.00	6,683.33
018	9000	PUBLIC SCHOOL SUP - SUPER 16.70	0.00	0.00	0.00	0.00	16.70	0.00	16.70
018	9110	PRINCIPAL'S FUND - GA 29,493.15	68.95	735.65	1,266.39	3,812.67	26,416.13	3,666.09	22,750.04
018	9111	GARFIELD SCHOOL STORE 49.99	0.00	0.00	0.00	0.00	49.99	0.00	49.99
018	9113	GARFIELD MEDIA CENTER 911.35	0.00	29.99	0.00	0.00	941.34	0.00	941.34
018	9120	PRINCIPAL - CN 43,266.18	0.00	0.00	511.99	2,660.02	40,606.16	4,170.30	36,435.86
018	9122	CANAVAN SCHOOL STORE 586.69	0.00	0.00	0.00	0.00	586.69	0.00	586.69
018	9123	BOOK FAIR - CANAVAN 91.40	0.00	3,828.29	0.00	3,828.29	91.40	1,171.71	-1,080.31
018	9130	PRINCIPAL - FN 28,036.39	0.00	1,330.40	717.13	4,105.13	25,261.66	5,284.92	19,976.74
018	9133	BOOK FAIR - FENN 981.60	16.00	114.00	0.00	0.00	1,095.60	0.00	1,095.60
018	9135	MEDINA SKI TEAM 474.67	0.00	0.00	0.00	0.00	474.67	0.00	474.67
018	9140	PRINCIPAL'S FUND - HE 51,456.76	0.00	5,781.25	1,561.79	3,881.17	53,356.84	4,126.52	49,230.32
018	9143	HERITAGE MEDIA CENTER 3,047.55	0.00	122.33	759.04	759.04	2,410.84	240.96	2,169.88
018	9160	PRINCIPAL'S FUND - BL 51,986.05	778.05	1,163.05	788.66	7,825.00	45,324.10	4,599.63	40,724.47
018	9161	PBIS - BLAKE 4,488.25	0.00	0.00	0.00	0.00	4,488.25	0.00	4,488.25
018	9163	BLAKE MEDIA CENTER 13,561.82	50.83	113.02	0.00	50.00	13,624.84	0.00	13,624.84
018	9170	PRINCIPALS FUND - WA 82,678.64	0.00	0.00	128.87	974.44	81,704.20	1,621.13	80,083.07
018	9171	WAITE SCHOOL STORE 1,191.68	60.00	100.00	0.00	152.07	1,139.61	300.00	839.61
018	9173	MEDIA CENTER WA 5,064.63	13.00	37.00	0.00	0.00	5,101.63	0.00	5,101.63
018	9174	FIELD TRIPS WA 15,209.72	0.00	0.00	0.00	0.00	15,209.72	0.00	15,209.72



EFINANCEPLUS  
 DATE: 12/10/2021  
 TIME: 14:04:08  
 SELECTION CRITERIA : ALL

MEDINA CITY SCHOOLS  
 OH Cash Position Report

PAGE NUMBER: 5

ACCOUNTING PERIOD : 5/22

FUND	SCC	DESCRIPTION	BEGIN BALANCE	MTD RECEIPTS	FYTD RECEIPTS	MTD EXPENDITURES	FYTD EXPENDITURES	CURRENT FUND BALANCE	CURRENT ENCUMBRANCE	UNENCUMBERED FUND BALANCE
018	9180	PRINCIPALS FUND NO								
		48,286.07	0.00	1,260.67	312.30	2,958.47	46,588.27	3,870.16	42,718.11	
018	9181	NO SCHOOL STORE								
		1,631.19	0.00	0.00	0.00	0.00	1,631.19	0.00	1,631.19	
018	9183	MEDIA CENTER NO								
		8,702.32	0.00	0.00	0.00	0.00	8,702.32	0.00	8,702.32	
018	9184	FIELD TRIPS NO								
		146.00	0.00	0.00	0.00	0.00	146.00	0.00	146.00	
018	9200	PRINCIPAL'S FUND - CL								
		74,955.05	742.76	2,204.76	3,640.65	6,480.21	70,679.60	4,758.74	65,920.86	
018	9203	CL MEDIA CENTER								
		5,744.47	25.99	299.66	0.00	918.68	5,125.45	0.00	5,125.45	
018	9210	PRINCIPAL'S FUND - RT								
		37,166.91	0.00	380.00	876.09	3,139.99	34,406.92	16,473.91	17,933.01	
018	9211	ROOT M.S. MEDIA CENTER								
		10,296.91	0.00	43.92	0.00	50.00	10,290.83	0.00	10,290.83	
018	9300	PRINCIPAL'S FUND - HS								
		39,456.44	663.60	5,994.91	2,732.46	9,170.72	36,280.63	30,136.81	6,143.82	
018	9301	MEDIA CENTER FUND								
		1,431.50	0.00	0.00	0.00	0.00	1,431.50	0.00	1,431.50	
018	9302	SPECIAL FUNDRAISER - HS								
		37,086.18	0.00	0.00	0.00	1,320.00	35,766.18	37,000.00	-1,233.82	
018	9303	PERFORMING ARTS								
		75,486.00	200.00	700.00	168.96	4,244.03	71,941.97	46,768.29	25,173.68	
018	9304	BUZZ								
		16,880.60	1,318.55	2,435.05	1,216.65	2,886.44	16,429.21	10,610.42	5,818.79	
018	9305	FLEXIBLE CREDIT FUND								
		8,284.56	0.00	100.00	0.00	0.00	8,384.56	0.00	8,384.56	
018	9306	FEED THE BEES								
		8,538.90	500.00	500.00	119.62	1,256.04	7,782.86	5,141.34	2,641.52	
018	9884	FACILITY RENTAL								
		75,655.82	0.00	120.00	0.00	0.00	75,775.82	0.00	75,775.82	
018	9900	INSERVICE - CENTRAL								
		3,702.01	0.00	0.00	0.00	0.00	3,702.01	0.00	3,702.01	
018	9901	PUBLIC SCH SUPPORT - INST								
		1,720.86	0.00	0.00	0.00	3,767.67	-2,046.81	0.00	-2,046.81	
018	9902	INSERVICE - SUPER								
		11,224.52	0.00	0.00	0.00	0.00	11,224.52	0.00	11,224.52	
018	9903	BOARD/STUDENT DEVELOPMENT								
		2,800.00	0.00	0.00	0.00	0.00	2,800.00	0.00	2,800.00	

EFINANCEPLUS  
 DATE:12/10/2021  
 TIME:14:04:08  
 SELECTION CRITERIA : ALL

MEDINA CITY SCHOOLS  
 OH Cash Position Report

PAGE NUMBER: 6

ACCOUNTING PERIOD : 5/22

FUND	SCC	DESCRIPTION	MTD RECEIPTS	FYTD RECEIPTS	MTD EXPENDITURES	FYTD EXPENDITURES	FUND CURRENT BALANCE	CURRENT ENCUMBRANCE	UNENCUMBERED FUND BALANCE
018	9904	WELLNESS FUND 502.00	0.00	0.00	0.00	0.00	502.00	0.00	502.00
018	9905	PUBLIC SCH SUPT/STUD SERV 51,248.39	0.00	0.00	0.00	0.00	51,248.39	0.00	51,248.39
018	9906	COMMUNICA-PUBLIC SCH SUP 1,117.90	0.00	20.00	0.00	477.00	660.90	0.00	660.90
018	9907	STEAM - SUMMER ENRICHMENT 2,475.40	0.00	0.00	0.00	0.00	2,475.40	0.00	2,475.40
018	9910	MAINTENANCE DEPARTMENT 3,902.36	0.00	0.00	0.00	0.00	3,902.36	0.00	3,902.36
018	9914	END OF YEAR 7.13	0.00	0.00	0.00	0.00	7.13	0.00	7.13
018	9915	BIKE TO SCHOOL 803.00	0.00	0.00	0.00	0.00	803.00	0.00	803.00
018	9916	SPIRIT NIGHT 4,432.98	0.00	1,000.00	0.00	1,976.25	3,456.73	0.00	3,456.73
018	9919	STUDENT ART SHOW 189.09	0.00	0.00	0.00	0.00	189.09	0.00	189.09
018	9920	TRSP FUND 2,518.00	0.00	23.00	0.00	0.00	2,541.00	731.75	1,809.25
018	9922	AMERICAN HEART GRANT 0.00	1,000.00	1,000.00	0.00	0.00	1,000.00	0.00	1,000.00
018	9930	RESOURCE CONNECTION 1,500.00	0.00	0.00	0.00	0.00	1,500.00	0.00	1,500.00
<hr/>									
Total For Fund	018:	877,169.11	5,437.73	29,436.95	14,800.60	66,693.33	839,912.73	180,672.68	659,240.05
019	9000	ADAMH GRANT 7,352.00	0.00	0.00	0.00	0.00	7,352.00	0.00	7,352.00
019	9018	LOWE'S LIGHT UP GA FY08 48.08	0.00	0.00	0.00	0.00	48.08	0.00	48.08
019	9020	RIF PROGRAM GRANT - NO 400.73	0.00	0.00	0.00	0.00	400.73	0.00	400.73
019	9021	JENNINGS - B - BRYNIARSKI 0.82	0.00	0.00	0.00	0.00	0.82	0.00	0.82
019	9023	PUB EDU LEADERSHIP COM GT 0.01	0.00	0.00	0.00	0.00	0.01	0.00	0.01

EFINANCEPLUS  
 DATE:12/10/2021  
 TIME:14:04:08  
 SELECTION CRITERIA : ALL

MEDINA CITY SCHOOLS  
 OH Cash Position Report

PAGE NUMBER: 7

ACCOUNTING PERIOD : 5/22

FUND	SCC	DESCRIPTION	BEGIN BALANCE	MTD RECEIPTS	FYTD RECEIPTS	MTD EXPENDITURES	FYTD EXPENDITURES	FUND CURRENT BALANCE	CURRENT ENCUMBRANCE	UNENCUMBERED FUND BALANCE
019	9029	M H J GRANT/ZAVESKY/FY09								
		6.82	0.00	0.00	0.00	0.00	0.00	6.82	0.00	6.82
019	9030	PERF BASD ASSMENT GT FY10								
		79.76	0.00	0.00	0.00	0.00	0.00	79.76	0.00	79.76
019	9031	PBA FY11								
		256.96	0.00	0.00	0.00	0.00	0.00	256.96	0.00	256.96
019	9113	ACS-HACH CHEM GT - HAMMAN								
		96.34	0.00	0.00	0.00	0.00	0.00	96.34	0.00	96.34
019	9121	ADAMH GRANT								
		40,888.00	0.00	0.00	0.00	0.00	0.00	40,888.00	0.00	40,888.00
019	9180	PPG INNOV CLASSRM GT-NO								
		15.31	0.00	0.00	0.00	0.00	0.00	15.31	0.00	15.31
019	9181	FIRST ENERGY GRANT								
		0.16	0.00	0.00	0.00	0.00	0.00	0.16	0.00	0.16
019	9213	VIDEO CLUB GRANT - MHS								
		2.82	0.00	0.00	0.00	0.00	0.00	2.82	0.00	2.82
019	9301	PPG GRANT - ROBOTICS								
		9.07	0.00	0.00	0.00	0.00	0.00	9.07	0.00	9.07
019	9313	JENNINGS - NOP - MILLER								
		13.86	0.00	0.00	0.00	0.00	0.00	13.86	0.00	13.86
019	9413	3M AND OTHER GRANT								
		152.03	0.00	0.00	0.00	0.00	0.00	152.03	0.00	152.03
019	9513	NEA STUDENT ACHIEVE GT								
		191.88	0.00	0.00	0.00	0.00	0.00	191.88	0.00	191.88
019	9715	FUEL UP - BLAKE								
		23.82	0.00	0.00	0.00	0.00	0.00	23.82	0.00	23.82
019	9920	M H J SUPPORT STUGGLING								
		1,000.00	0.00	0.00	0.00	0.00	0.00	1,000.00	0.00	1,000.00
<hr/>										
Total For Fund	019:	50,538.47	0.00	0.00	0.00	0.00	0.00	50,538.47	0.00	50,538.47
<hr/>										
020	9001	TRANSPORTATION ENTERPRISE								
		79,317.95	2,617.31	8,113.96	542.03	3,213.53	84,218.38	4,812.93	79,405.45	
<hr/>										
Total For Fund	020:	79,317.95	2,617.31	8,113.96	542.03	3,213.53	84,218.38	4,812.93	79,405.45	

MEDINA CITY SCHOOLS  
OH Cash Position Report

ACCOUNTING PERIOD : 5/22

FUND	SCC	DESCRIPTION	BEGIN BALANCE	MTD RECEIPTS	FYTD RECEIPTS	MTD EXPENDITURES	FYTD EXPENDITURES	CURRENT FUND BALANCE	CURRENT ENCUMBRANCE	UNENCUMBERED FUND BALANCE
022	9000	UNCLAIMED FUNDS	49,699.09	0.00	6,606.70	0.00	5,109.00	51,196.79	5,000.00	46,196.79
022	9093	DIVERSION PROG ADAMHS BD	1,000.00	0.00	0.00	0.00	0.00	1,000.00	0.00	1,000.00
022	9094	DIVERSION PROG ADAMHS BD	1,000.00	0.00	0.00	0.00	0.00	1,000.00	0.00	1,000.00
022	9300	OH HS ATH ASSOC FUND	1,078.09	13,440.00	13,440.00	113.80	977.37	13,540.72	1,211.70	12,329.02
<hr/>										
Total For Fund 022:			52,777.18	13,440.00	20,046.70	113.80	6,086.37	66,737.51	6,211.70	60,525.81
<hr/>										
024	9001	MED AND DRUG/SELF INS	6,285,917.08	770,145.90	3,911,291.67	1,337,334.13	4,929,219.10	5,267,989.65	1,410,773.82	3,857,215.83
024	9002	DENT SELF INS	545,659.28	56,339.26	278,826.97	32,951.72	257,525.25	566,961.00	85,521.66	481,439.34
024	9094	FLEX PRO	57,604.22	36,994.42	36,994.42	18,319.62	72,208.96	22,389.68	141,120.68	-118,731.00
<hr/>										
Total For Fund 024:			6,889,180.58	863,479.58	4,227,113.06	1,388,605.47	5,258,953.31	5,857,340.33	1,637,416.16	4,219,924.17
<hr/>										
027	0000	WORK COMP-SELF INS	417,055.60	23,701.72	135,997.82	1,753.34	33,325.67	519,727.75	71,674.33	448,053.42
<hr/>										
Total For Fund 027:			417,055.60	23,701.72	135,997.82	1,753.34	33,325.67	519,727.75	71,674.33	448,053.42
<hr/>										
071	9013	SALES TAX P I	3,529,350.83	0.00	1,985,069.88	213,183.23	1,677,032.42	3,837,388.29	407,924.00	3,429,464.29
<hr/>										

EFINANCEPLUS  
 DATE: 12/10/2021  
 TIME: 14:04:08  
 SELECTION CRITERIA : ALL

MEDINA CITY SCHOOLS  
 OH Cash Position Report

PAGE NUMBER: 9

ACCOUNTING PERIOD : 5/22

FUND	SCC	DESCRIPTION	MTD RECEIPTS	FYTD RECEIPTS	MTD EXPENDITURES	FYTD EXPENDITURES	FUND CURRENT BALANCE	CURRENT ENCUMBRANCE	UNENCUMBERED FUND BALANCE
-----									
Total For Fund 071:									
		3,529,350.83	0.00	1,985,069.88	213,183.23	1,677,032.42	3,837,388.29	407,924.00	3,429,464.29
200	9110	GA STUD COUN/K-KIDS CLUB							
		635.45	0.47	2.06	0.00	0.00	637.51	230.00	407.51
200	9121	CN STUDENT COUNCIL							
		1,394.94	1.02	4.51	0.00	0.00	1,399.45	200.00	1,199.45
200	9134	FN STUDENT BUSINESS							
		9.54	0.01	0.04	0.00	0.00	9.58	0.00	9.58
200	9140	STUDENT COUNCIL - HE							
		165.95	0.12	0.54	0.00	0.00	166.49	0.00	166.49
200	9184	NO STUDENT COUNCIL							
		53.11	0.04	0.17	0.00	0.00	53.28	0.00	53.28
200	9185	K-KIDS KIWANIS CLUB-NO							
		10,684.14	214.22	240.94	0.00	0.00	10,925.08	0.00	10,925.08
200	9202	CL STUDENT COUNCIL							
		102.97	0.00	37.03	0.00	135.00	5.00	0.00	5.00
200	9204	CL CHEERLEADERS							
		533.25	0.39	1.72	0.00	0.00	534.97	0.00	534.97
200	9205	CL BUILDERS CLUB							
		3,493.00	2.56	11.30	0.00	0.00	3,504.30	0.00	3,504.30
200	9209	CL DRAMA CLUB							
		27,143.86	19.87	87.75	0.00	0.00	27,231.61	0.00	27,231.61
200	9253	BUILDERS' CLUB - RT							
		4,521.94	0.33	11.63	0.00	0.00	4,533.57	2,000.00	2,533.57
200	9254	HONORS ACADEMY - ROOT							
		4,862.98	3.03	14.37	0.00	730.02	4,147.33	2,174.00	1,973.33
200	9256	DRAMA CLUB - ROOT M.S.							
		7,405.24	5.42	23.93	0.00	0.00	7,429.17	4,500.00	2,929.17
200	9258	STUD COUNCIL - ROOT M.S.							
		4,647.97	3.44	141.12	74.63	74.63	4,714.46	1,975.37	2,739.09
200	9301	YG AMERICANS FOR FREEDOM							
		0.21	0.00	0.00	0.00	0.00	0.21	0.00	0.21
200	9302	2009302							
		621.89	90.65	272.28	0.00	0.00	894.17	0.00	894.17
200	9303	CULTURAL EXPLORATION							
		200.00	0.15	0.65	0.00	0.00	200.65	0.00	200.65
200	9304	CAREER ASSOCIATION							
		0.37	0.00	0.00	0.00	0.00	0.37	0.00	0.37

EFINANCEPLUS  
 DATE: 12/10/2021  
 TIME: 14:04:08  
 SELECTION CRITERIA : ALL

MEDINA CITY SCHOOLS  
 OH Cash Position Report

PAGE NUMBER: 10

ACCOUNTING PERIOD : 5/22

FUND	SCC	DESCRIPTION	MTD RECEIPTS	FYTD RECEIPTS	MTD EXPENDITURES	FYTD EXPENDITURES	FUND CURRENT BALANCE	CURRENT ENCUMBRANCE	UNENCUMBERED FUND BALANCE
200	9305	CHEMCLUB 2.16	0.00	0.00	0.00	0.00	2.16	0.00	2.16
200	9307	VOCAL 32,837.59	30.72	13,194.43	2,427.30	3,931.73	42,100.29	34,068.27	8,032.02
200	9309	IMPROV CLUB 587.48	0.43	1.90	0.00	0.00	589.38	600.00	-10.62
200	9310	D E P - NAT'L GERMAN HON 0.45	0.00	0.00	0.00	0.00	0.45	0.00	0.45
200	9312	DRAMA CLUB 21,106.90	15.45	71.99	0.00	0.00	21,178.89	23,000.00	-1,821.11
200	9314	MEDINA OUTDOORS CLUB 174.68	15.39	361.09	0.00	0.00	535.77	450.00	85.77
200	9315	FELLOWSP OF CHRISTIAN ATH 343.00	0.25	1.11	0.00	0.00	344.11	0.00	344.11
200	9318	GIRLS LEADERSHIP CLUB 7,165.14	5.25	23.16	0.00	0.00	7,188.30	3,100.00	4,088.30
200	9321	KEY CLUB 57,755.34	763.22	1,657.96	180.00	180.00	59,233.30	9,820.00	49,413.30
200	9323	MEDINAMITE 1,737.67	1.27	5.61	0.00	0.00	1,743.28	2,000.00	-256.72
200	9324	MEDINIAN 60,353.20	1,640.77	2,377.20	0.00	0.00	62,730.40	11,000.00	51,730.40
200	9325	MHS BAND 8,803.92	5.81	27.82	865.99	865.99	7,965.75	22,134.01	-14,168.26
200	9326	NATIONAL HONOR SOCIETY 14,701.19	10.76	47.52	0.00	0.00	14,748.71	3,500.00	11,248.71
200	9327	ORCHESTRA 30,962.31	31.20	151.18	0.00	0.00	31,113.49	3,000.00	28,113.49
200	9330	SCIENCE OLYMPIAD CLUB 1,773.39	0.96	5.18	90.00	465.00	1,313.57	1,655.00	-341.43
200	9331	SKI CLUB 3.24	0.00	0.00	0.00	0.00	3.24	0.00	3.24
200	9332	SPANISH CLUB 14,709.14	162.39	2,921.42	352.23	650.50	16,980.06	5,099.50	11,880.56
200	9333	STUDENT COUNCIL 32,215.08	232.79	24,517.97	1,602.73	10,426.16	46,306.89	21,687.16	24,619.73
200	9335	LATIN CLUB 7,758.20	42.96	407.52	0.00	0.00	8,165.72	5,500.00	2,665.72
200	9336	FRENCH CLUB 0.00	0.61	850.97	12.68	12.68	838.29	2,237.32	-1,399.03

EFINANCEPLUS  
 DATE:12/10/2021  
 TIME:14:04:08  
 SELECTION CRITERIA : ALL

MEDINA CITY SCHOOLS  
 OH Cash Position Report

PAGE NUMBER: 11

ACCOUNTING PERIOD : 5/22

FUND	SCC	DESCRIPTION	BEGIN BALANCE	MTD RECEIPTS	FYTD RECEIPTS	MTD EXPENDITURES	FYTD EXPENDITURES	FUND CURRENT BALANCE	CURRENT ENCUMBRANCE	UNENCUMBERED FUND BALANCE
200	9337	AMERICAN SIGN LANGUAGE 306.38		0.22	0.99	0.00	0.00	307.37	0.00	307.37
200	9339	SPEECH/DEBATE CLUB 19,629.15		15.61	2,468.95	79.00	698.49	21,399.61	27,801.51	-6,401.90
200	9340	STUDENT'S H.O.P.E. 1,167.61		0.76	3.48	0.00	130.17	1,040.92	853.71	187.21
200	9346	PENGUIN BOWL/NOSB 121.64		0.09	0.39	0.00	0.00	122.03	500.00	-377.97
200	9350	TECHNOLOGY CLUB 567.56		0.20	278.76	243.45	567.84	278.48	1,232.16	-953.68
200	9352	VIDEO CLUB - SR HI 5,724.53		4.23	68.65	0.00	0.00	5,793.18	6,000.00	-206.82
200	9353	CHINESE CLUB 1,016.02		15.81	93.40	0.00	0.00	1,109.42	500.00	609.42
200	9355	GENDER AND SEXUALITY ALLI 1,441.79		1.00	54.57	16.97	129.38	1,366.98	670.62	696.36
200	9380	V O F T 18,145.16		627.42	672.79	0.00	0.00	18,817.95	10,000.00	8,817.95
200	9420	CLASS OF 2020 7,493.32		0.00	4.78	0.00	7,282.00	216.10	215.69	0.41
200	9421	CLASS OF 2021 895.53		0.66	2.90	0.00	0.00	898.43	896.05	2.38
200	9422	CLASS OF 2022 3,266.12		50.30	2,654.34	0.00	27.28	5,893.18	4,617.98	1,275.20
200	9423	CLASS OF 2023 2,729.22		1,318.60	2,412.99	179.99	205.56	4,936.65	47,794.44	-42,857.79
200	9424	CLASS OF 2024 1,004.57		1,872.79	1,875.30	1,800.00	1,800.00	1,079.87	3,000.00	-1,920.13
200	9425	CLASS OF 2025 0.00		2,376.41	2,376.41	1,800.00	1,817.98	558.43	1,682.02	-1,123.59
200	9999	STUD ACTIV FD WAGES/BENE 0.01		0.00	0.00	0.00	0.00	0.01	0.00	0.01
<hr/>										
Total For Fund	200:	422,975.50		9,586.05	60,442.77	9,724.97	30,130.41	453,287.86	265,694.81	187,593.05
300	0000	ATHLETIC FUND 157,003.05		9,075.00	248,316.59	16,471.73	143,143.44	262,176.20	82,020.58	180,155.62

EFINANCEPLUS  
 DATE:12/10/2021  
 TIME:14:04:08  
 SELECTION CRITERIA : ALL

MEDINA CITY SCHOOLS  
 OH Cash Position Report

PAGE NUMBER: 12

ACCOUNTING PERIOD : 5/22

FUND	SCC	DESCRIPTION	MTD RECEIPTS	FYTD RECEIPTS	MTD EXPENDITURES	FYTD EXPENDITURES	CURRENT FUND BALANCE	CURRENT ENCUMBRANCE	UNENCUMBERED FUND BALANCE
300	9110	GARFIELD FIELD TRIPS 6,291.41	0.00	0.00	0.00	0.00	6,291.41	0.00	6,291.41
300	9120	CANAVAN FIELD TRIP 22.68	0.00	0.00	0.00	154.93	-132.25	180.07	-312.32
300	9121	WORLD WATCHER'S CLUB 7,362.04	0.00	0.00	0.00	0.00	7,362.04	0.00	7,362.04
300	9130	FENN FIELD TRIPS 0.00	400.00	400.00	0.00	0.00	400.00	600.00	-200.00
300	9140	HERITAGE FIELD TRIPS 88.71	0.00	0.00	0.00	0.00	88.71	0.00	88.71
300	9160	BLAKE FIELD TRIPS 488.58	0.00	0.00	0.00	0.00	488.58	0.00	488.58
300	9170	WAITE FIELD TRIPS 687.67	0.00	0.00	0.00	140.00	547.67	0.00	547.67
300	9180	NORTHROP FIELD TRIPS 1,367.85	0.00	0.00	0.00	0.00	1,367.85	0.00	1,367.85
300	9201	CL BAND FUND 23,775.41	0.00	0.00	579.43	1,219.89	22,555.52	20,579.00	1,976.52
300	9202	CL ORCHESTRA FD. 258.00	0.00	0.00	0.00	0.00	258.00	0.00	258.00
300	9203	CL LIBRARY 370.00	0.00	0.00	0.00	0.00	370.00	0.00	370.00
300	9204	CLAGGETT M.S. CHOIR FUND 634.10	0.00	0.00	0.00	0.00	634.10	0.00	634.10
300	9250	ROOT M.S. BAND FUND 10,784.71	0.00	0.00	617.17	1,311.90	9,472.81	7,056.00	2,416.81
300	9251	ROOT M.S. ORCHESTRA FUND 1,246.65	0.00	0.00	0.00	0.00	1,246.65	0.00	1,246.65
300	9252	ROOT M.S. CHOIR FUND 3,270.15	0.00	0.00	0.00	0.00	3,270.15	0.00	3,270.15
300	9253	ROOT M.S. BEEHIVE 1,535.40	69.40	69.40	0.00	0.00	1,604.80	400.00	1,204.80
300	9258	ROOT - DIST SUPER ACTIV 484.00	0.00	-484.00	0.00	0.00	0.00	137,312.00	-137,312.00
300	9301	BOWLING CLUB 2,480.08	900.00	1,400.00	0.00	0.00	3,880.08	4,500.00	-619.92
300	9302	MENS VOLLEYBALL 8,738.06	0.00	0.00	0.00	2,469.89	6,268.17	7,600.00	-1,331.83
300	9303	HUDDLE/SHUDDLE 1,651.10	30.00	2,630.00	0.00	1,015.26	3,265.84	2,500.00	765.84



PAGE NUMBER: 13

FUND	SCC	DESCRIPTION	BEGIN	BALANCE	MTD RECEIPTS	FYTD RECEIPTS	MTD EXPENDITURES	FYTD EXPENDITURES	CURRENT FUND BALANCE	CURRENT ENCUMBRANCE	UNENCUMBERED FUND BALANCE
300	9304	LINK CREW 4,120.08			0.00	20.00	44.25	3,052.04	1,088.04	2,266.91	-1,178.87
300	9313	MUSICAL 15,037.09			22,229.83	30,055.83	10,175.03	14,467.96	30,624.96	2,396.57	28,228.39
300	9325	MHS BAND TRIP 7,171.20			0.00	0.00	0.00	0.00	7,171.20	0.00	7,171.20
300	9334	BEEHIVE CAFE 19,377.33			0.00	0.00	50.14	171.25	19,206.08	26,009.72	-6,803.64
300	9390	GLOBAL TRIPS 2,691.00			0.00	-1,773.00	0.00	0.00	918.00	7,500.00	-6,582.00
300	9410	SPARKLE CHEERLEADING 2,013.29			0.00	0.00	200.72	1,130.16	883.13	711.00	172.13
<hr/>											
Total	For Fund	300:									
		278,949.64			32,704.23	280,634.82	28,138.47	168,276.72	391,307.74	301,631.85	89,675.89
<hr/>											
401	9011	AUX FUNDS/ST FRANCIS 48,228.92			0.00	0.00	2,265.67	48,228.92	0.00	0.00	0.00
401	9012	ST FRANCIS AUX SERVICES 0.00			82,257.96	174,428.59	25,009.19	41,200.89	133,227.70	43,543.75	89,683.95
401	9017	AUX ST FRANCIS 37.41			0.00	0.00	0.00	0.00	37.41	0.00	37.41
401	9021	AUX FUNDS NURTURY 14,283.90			0.00	0.00	13,616.18	14,283.90	0.00	0.00	0.00
401	9022	NURTURY 0.00			2,796.42	4,956.84	0.00	276.00	4,680.84	0.00	4,680.84
401	9027	AUX FUNDS NURTURY 72.90			0.00	0.00	0.00	0.00	72.90	0.00	72.90
401	9031	AUX FUNDS MCA 56,325.29			0.00	0.00	910.35	56,325.29	0.00	0.00	0.00
401	9032	MCA 0.00			101,278.00	172,944.99	20,092.65	169,729.31	3,215.68	50,311.17	-47,095.49
401	9041	AUX FUNDS KIDS COUNTRY 5,015.38			0.00	0.00	357.79	5,015.38	0.00	0.00	0.00
401	9066	SM WONDERS 1,644.12			0.00	0.00	0.00	0.00	1,644.12	0.00	1,644.12
<hr/>											

EFINANCEPLUS  
 DATE:12/10/2021  
 TIME:14:04:08  
 SELECTION CRITERIA : ALL

MEDINA CITY SCHOOLS  
 OH Cash Position Report

PAGE NUMBER: 14

ACCOUNTING PERIOD : 5/22

FUND	SCC	DESCRIPTION	BEGIN BALANCE	MTD RECEIPTS	FYTD RECEIPTS	MTD EXPENDITURES	FYTD EXPENDITURES	CURRENT FUND BALANCE	CURRENT ENCUMBRANCE	UNENCUMBERED FUND BALANCE
-----										
Total For Fund	401:		125,607.92	186,332.38	352,330.42	62,251.83	335,059.69	142,878.65	93,854.92	49,023.73
432	9097	MANAGE INFO SYS								
		0.80		0.00	0.00	0.00	0.00	0.80	0.00	0.80
-----										
Total For Fund	432:		0.80	0.00	0.00	0.00	0.00	0.80	0.00	0.80
450	9008	SCHOOLNET PLUS FY2008								
		1.00		0.00	0.00	0.00	0.00	1.00	0.00	1.00
-----										
Total For Fund	450:		1.00	0.00	0.00	0.00	0.00	1.00	0.00	1.00
451	9012	CONNECTIVITY								
		0.00		9,900.00	9,900.00	0.00	0.00	9,900.00	0.00	9,900.00
451	9013	CONNECTIVITY 2013								
		800.00		0.00	0.00	0.00	0.00	800.00	0.00	800.00
451	9018	CONNECTIVITY FY18								
		564.00		0.00	0.00	0.00	0.00	564.00	0.00	564.00
451	9019	CONNECTIVITY								
		120.00		0.00	0.00	0.00	0.00	120.00	0.00	120.00
-----										
Total For Fund	451:		1,484.00	9,900.00	9,900.00	0.00	0.00	11,384.00	0.00	11,384.00
452	9008	SCHOOLNET PD FY08								
		66.15		0.00	0.00	0.00	0.00	66.15	0.00	66.15
-----										
Total For Fund	452:		66.15	0.00	0.00	0.00	0.00	66.15	0.00	66.15

EFINANCEPLUS  
 DATE: 12/10/2021  
 TIME: 14:04:08  
 SELECTION CRITERIA : ALL

MEDINA CITY SCHOOLS  
 OH Cash Position Report

PAGE NUMBER: 15

ACCOUNTING PERIOD : 5/22

FUND	SCC	DESCRIPTION	BEGIN BALANCE	MTD RECEIPTS	FYTD RECEIPTS	MTD EXPENDITURES	FYTD EXPENDITURES	FUND CURRENT BALANCE	CURRENT ENCUMBRANCE	UNENCUMBERED FUND BALANCE
467	9020	STUD WELLNESS AND SUCCESS	0.00	0.00	0.00	9,825.52	45,856.35	-45,856.35	0.00	-45,856.35
467	9021	STUD WELLNESS AND SUCCESS	445,936.84	0.00	0.00	21,760.01	103,571.10	342,365.74	12,284.40	330,081.34
<hr/>										
Total For Fund	467:		445,936.84	0.00	0.00	31,585.53	149,427.45	296,509.39	12,284.40	284,224.99
499	9012	INTERN PSYCH FY12	45.81	0.00	0.00	0.00	0.00	45.81	0.00	45.81
499	9013	INTERN PSYCH FY13	39.97	0.00	0.00	0.00	0.00	39.97	0.00	39.97
499	9019	SCHOOL SAFETY	23,148.67	0.00	0.00	0.00	0.00	23,148.67	0.00	23,148.67
499	9024	LOCAL GOV INNOVATION FUND	7,750.00	0.00	0.00	0.00	0.00	7,750.00	0.00	7,750.00
499	9039	INTERN PSYCH GRANT FY09	2.20	0.00	0.00	0.00	0.00	2.20	0.00	2.20
499	9112	E-TECH BLENDED LEARNING	321.71	0.00	0.00	0.00	0.00	321.71	0.00	321.71
<hr/>										
Total For Fund	499:		31,308.36	0.00	0.00	0.00	0.00	31,308.36	0.00	31,308.36
506	9014	RES ED GRANT	950.00	0.00	0.00	0.00	0.00	950.00	0.00	950.00
<hr/>										
Total For Fund	506:		950.00	0.00	0.00	0.00	0.00	950.00	0.00	950.00
507	9021	ESSER	0.00	0.00	9,585.03	0.00	9,585.03	0.00	0.00	0.00

EFINANCEPLUS  
 DATE: 12/10/2021  
 TIME: 14:04:08  
 SELECTION CRITERIA : ALL

MEDINA CITY SCHOOLS  
 OH Cash Position Report

PAGE NUMBER: 16

ACCOUNTING PERIOD : 5/22

FUND	SCC	DESCRIPTION BEGIN BALANCE	MTD RECEIPTS	FYTD RECEIPTS	MTD EXPENDITURES	FYTD EXPENDITURES	CURRENT FUND BALANCE	CURRENT ENCUMBRANCE	UNENCUMBERED FUND BALANCE
507	9022	ARP ESSER 0.00	0.00	0.00	0.00	0.00	0.00	148,500.00	-148,500.00
507	9121	ESSER II 690,227.00	0.00	3,929.75	135,110.90	673,294.90	20,861.85	103,576.60	-82,714.75
-----			-----	-----	-----	-----	-----	-----	-----
Total For Fund	507:	690,227.00	0.00	13,514.78	135,110.90	682,879.93	20,861.85	252,076.60	-231,214.75
516	9015	TITLE VI-B 2,690.82	0.00	0.00	0.00	0.00	2,690.82	0.00	2,690.82
516	9016	TITLE VI-B 229.90	0.00	0.00	0.00	0.00	229.90	0.00	229.90
516	9021	TITLE VI-B 214.00	274,126.81	274,126.81	0.00	202,563.33	71,777.48	0.00	71,777.48
516	9022	TITLE VI-B 0.00	0.00	0.00	95,162.35	371,689.58	-371,689.58	6,681.56	-378,371.14
516	9122	ARP IDEA 0.00	0.00	0.00	0.00	0.00	0.00	6,185.19	-6,185.19
-----			-----	-----	-----	-----	-----	-----	-----
Total For Fund	516:	3,134.72	274,126.81	274,126.81	95,162.35	574,252.91	-296,991.38	12,866.75	-309,858.13
551	9120	TITLE III LEP 2,792.08	0.00	0.00	0.00	0.00	2,792.08	0.00	2,792.08
551	9121	TITLE III LEP 9,262.64	9,349.40	9,349.40	0.00	9,068.40	9,543.64	0.00	9,543.64
551	9122	TITLE III LEP 0.00	0.00	0.00	171.63	503.10	-503.10	4,496.90	-5,000.00
-----			-----	-----	-----	-----	-----	-----	-----
Total For Fund	551:	12,054.72	9,349.40	9,349.40	171.63	9,571.50	11,832.62	4,496.90	7,335.72
572	9021	TITLE I 0.00	77,040.73	77,040.73	0.00	55,784.14	21,256.59	0.00	21,256.59

EFINANCEPLUS  
 DATE: 12/10/2021  
 TIME: 14:04:08  
 SELECTION CRITERIA : ALL

MEDINA CITY SCHOOLS  
 OH Cash Position Report

PAGE NUMBER: 17

ACCOUNTING PERIOD : 5/22

FUND	SCC	DESCRIPTION	BEGIN BALANCE	MTD RECEIPTS	FYTD RECEIPTS	MTD EXPENDITURES	FYTD EXPENDITURES	CURRENT FUND BALANCE	CURRENT ENCUMBRANCE	UNENCUMBERED FUND BALANCE
572	9022	TITLE I 0.00		0.00	0.00	37,917.96	137,782.21	-137,782.21	1,615.72	-139,397.93
572	9116	TITLE I-D 2.83		0.00	0.00	0.00	0.00	2.83	0.00	2.83
572	9121	TITLE I-D 7,878.00		29,934.55	29,934.55	10,847.51	51,312.64	-13,500.09	0.00	-13,500.09
572	9122	TITLE I-D 0.00		0.00	0.00	1,691.97	9,182.39	-9,182.39	2,707.00	-11,889.39
572	9221	TITLE I - EOE 0.00		10,107.88	10,107.88	0.00	10,107.88	0.00	0.00	0.00
<hr/>										
Total For Fund	572:	7,880.83		117,083.16	117,083.16	50,457.44	264,169.26	-139,205.27	4,322.72	-143,527.99
584	9022	TITLE IV-A 0.00		0.00	0.00	3,054.30	5,626.59	-5,626.59	8,926.70	-14,553.29
<hr/>										
Total For Fund	584:	0.00		0.00	0.00	3,054.30	5,626.59	-5,626.59	8,926.70	-14,553.29
587	9021	PRESCHOOL 0.00		3,456.42	3,456.42	0.00	1,677.33	1,779.09	0.00	1,779.09
587	9022	EARLY CHILDHOOD 0.00		0.00	0.00	2,985.18	11,116.01	-11,116.01	2,400.00	-13,516.01
587	9121	6B RESTORATION 0.00		0.00	4,499.00	0.00	4,499.00	0.00	0.00	0.00
<hr/>										
Total For Fund	587:	0.00		3,456.42	7,955.42	2,985.18	17,292.34	-9,336.92	2,400.00	-11,736.92
590	9021	TITLE II-A 14,320.82		28,556.20	28,556.20	0.00	17,289.94	25,587.08	0.00	25,587.08
590	9022	TITLE II-A 0.00		0.00	0.00	25,616.20	46,314.96	-46,314.96	23,294.68	-69,609.64

EFINANCEPLUS  
 DATE: 12/10/2021  
 TIME: 14:04:08  
 SELECTION CRITERIA : ALL

MEDINA CITY SCHOOLS  
 OH Cash Position Report

PAGE NUMBER: 18

ACCOUNTING PERIOD : 5/22

FUND	SCC	DESCRIPTION	MTD RECEIPTS	FYTD RECEIPTS	MTD EXPENDITURES	FYTD EXPENDITURES	CURRENT FUND BALANCE	CURRENT ENCUMBRANCE	UNENCUMBERED FUND BALANCE
<hr/>									
Total For Fund	590:								
		14,320.82	28,556.20	28,556.20	25,616.20	63,604.90	-20,727.88	23,294.68	-44,022.56
599	9021	TITLE IV-A ST SUP & ACAD 20,000.00	7,448.92	7,448.92	0.00	6,950.77	20,498.15	0.00	20,498.15
<hr/>									
Total For Fund	599:								
		20,000.00	7,448.92	7,448.92	0.00	6,950.77	20,498.15	0.00	20,498.15
<hr/>									
GRAND TOTALS:		70,669,572.11	4,008,856.34	46,964,693.39	10,685,553.14	48,321,859.90	69,312,405.60	11,403,292.69	57,909,112.91

EFINANCEPLUS  
 DATE: 12/10/2021  
 TIME: 14:04:08  
 SELECTION CRITERIA : ALL

MEDINA CITY SCHOOLS  
 OH Cash Position Report

PAGE NUMBER: 19

ACCOUNTING PERIOD : 5/22

FUND	SCC	DESCRIPTION	MTD RECEIPTS	FYTD RECEIPTS	MTD EXPENDITURES	FYTD EXPENDITURES	CURRENT FUND BALANCE	CURRENT ENCUMBRANCE	UNENCUMBERED FUND BALANCE
-----									
001		30,154,351.08	1,473,461.66	31,966,776.34	6,105,022.60	31,308,371.74	30,812,755.68	2,514,347.46	28,298,408.22
002		3,561,305.29	354,616.00	2,405,665.63	1,321,943.75	1,687,238.84	4,279,732.08	4,579,480.25	-299,748.17
003		437,174.65	0.00	72.60	108,301.10	134,652.70	302,594.55	13,928.40	288,666.15
006		54,793.54	454,063.51	1,212,750.10	238,636.88	1,063,206.30	204,337.34	368,992.06	-164,654.72
007		38,970.56	37.31	12,157.68	0.00	0.00	51,128.24	26,000.00	25,128.24
008		820,970.55	35.56	157.04	0.00	0.00	821,127.59	50,750.00	770,377.59
009		109,390.40	11,344.95	228,483.12	10,658.99	101,899.47	235,974.05	119,336.80	116,637.25
014		741,389.28	126,840.20	316,250.88	108,455.65	458,370.32	599,269.84	39,165.62	560,104.22
016		20,800,938.74	1,237.24	3,255,258.93	729,276.90	4,215,573.43	19,840,624.24	400,729.97	19,439,894.27
018		877,169.11	5,437.73	29,436.95	14,800.60	66,693.33	839,912.73	180,672.68	659,240.05
019		50,538.47	0.00	0.00	0.00	0.00	50,538.47	0.00	50,538.47
020		79,317.95	2,617.31	8,113.96	542.03	3,213.53	84,218.38	4,812.93	79,405.45
022		52,777.18	13,440.00	20,046.70	113.80	6,086.37	66,737.51	6,211.70	60,525.81
024		6,889,180.58	863,479.58	4,227,113.06	1,388,605.47	5,258,953.31	5,857,340.33	1,637,416.16	4,219,924.17

EFINANCEPLUS  
 DATE:12/10/2021  
 TIME:14:04:08  
 SELECTION CRITERIA : ALL

MEDINA CITY SCHOOLS  
 OH Cash Position Report

PAGE NUMBER: 20

ACCOUNTING PERIOD : 5/22

FUND	SCC	DESCRIPTION BEGIN BALANCE	MTD RECEIPTS	FYTD RECEIPTS	MTD EXPENDITURES	FYTD EXPENDITURES	FUND CURRENT BALANCE	CURRENT ENCUMBRANCE	UNENCUMBERED FUND BALANCE
027		417,055.60	23,701.72	135,997.82	1,753.34	33,325.67	519,727.75	71,674.33	448,053.42
071		3,529,350.83	0.00	1,985,069.88	213,183.23	1,677,032.42	3,837,388.29	407,924.00	3,429,464.29
200		422,975.50	9,586.05	60,442.77	9,724.97	30,130.41	453,287.86	265,694.81	187,593.05
300		278,949.64	32,704.23	280,634.82	28,138.47	168,276.72	391,307.74	301,631.85	89,675.89
401		125,607.92	186,332.38	352,330.42	62,251.83	335,059.69	142,878.65	93,854.92	49,023.73
432		0.80	0.00	0.00	0.00	0.00	0.80	0.00	0.80
450		1.00	0.00	0.00	0.00	0.00	1.00	0.00	1.00
451		1,484.00	9,900.00	9,900.00	0.00	0.00	11,384.00	0.00	11,384.00
452		66.15	0.00	0.00	0.00	0.00	66.15	0.00	66.15
467		445,936.84	0.00	0.00	31,585.53	149,427.45	296,509.39	12,284.40	284,224.99
499		31,308.36	0.00	0.00	0.00	0.00	31,308.36	0.00	31,308.36
506		950.00	0.00	0.00	0.00	0.00	950.00	0.00	950.00
507		690,227.00	0.00	13,514.78	135,110.90	682,879.93	20,861.85	252,076.60	-231,214.75
516		3,134.72	274,126.81	274,126.81	95,162.35	574,252.91	-296,991.38	12,866.75	-309,858.13



EFINANCEPLUS  
 DATE: 12/10/2021  
 TIME: 14:04:08  
 SELECTION CRITERIA : ALL

MEDINA CITY SCHOOLS  
 OH Cash Position Report

PAGE NUMBER: 21

ACCOUNTING PERIOD : 5/22

FUND	SCC	DESCRIPTION	MTD RECEIPTS	FYTD RECEIPTS	MTD EXPENDITURES	FYTD EXPENDITURES	CURRENT FUND BALANCE	CURRENT ENCUMBRANCE	UNENCUMBERED FUND BALANCE
551		12,054.72	9,349.40	9,349.40	171.63	9,571.50	11,832.62	4,496.90	7,335.72
572		7,880.83	117,083.16	117,083.16	50,457.44	264,169.26	-139,205.27	4,322.72	-143,527.99
584		0.00	0.00	0.00	3,054.30	5,626.59	-5,626.59	8,926.70	-14,553.29
587		0.00	3,456.42	7,955.42	2,985.18	17,292.34	-9,336.92	2,400.00	-11,736.92
590		14,320.82	28,556.20	28,556.20	25,616.20	63,604.90	-20,727.88	23,294.68	-44,022.56
599		20,000.00	7,448.92	7,448.92	0.00	6,950.77	20,498.15	0.00	20,498.15
GRAND TOTALS:		70,669,572.11	4,008,856.34	46,964,693.39	10,685,553.14	48,321,859.90	69,312,405.60	11,403,292.69	57,909,112.91

# Test Schools Check Register For the Period of - 5

12/10/21

2:00 PM

Check Date	Check Number	Vendor Name	Transaction Amount
11/02/2021	V681960	MEMO - MEDICAL MUTUAL	\$270,674.90
11/02/2021	V684150	MEMO - A&M ENDEAVORS LLC	\$55.00
<b>11/02/2021 - Total</b>			<b>\$270,729.90</b>
11/03/2021	V681787	GORDON FOOD SERVICE	\$8,980.77
11/03/2021	V684146	MEMO-CAPITAL ONE	\$32,959.18
<b>11/03/2021 - Total</b>			<b>\$41,939.95</b>
11/05/2021	683039	F.C.P.E	\$144.00
11/05/2021	683040	KIDS FIRST	\$22.00
11/05/2021	683041	MEDINA MUNICIPAL COURT	\$171.83
11/05/2021	683042	OAPSE	\$4,751.39
11/05/2021	683043	KEITH L RUCINSKI, CHAPTER 13 TRSTEE	\$1,268.77
11/05/2021	683044	OHIO EDUCATION ASSOCIATION	\$372.20
11/05/2021	683045	PEOPLE QUALIFIED COMMITTEE	\$25.05
11/05/2021	V681961	MEMO - MEDICAL MUTUAL	\$61,294.65
11/05/2021	V683046	MEMO-FLEXSAVE	\$9,484.72
11/05/2021	V683047	MEDINA CITY SCHOOLS FOUNDATION	\$69.00
11/05/2021	V683048	MEMO - SERS - BOARD	\$62,383.84
11/05/2021	V683049	MEMO - STRS - BOARD	\$242,824.49
11/05/2021	V683050	MEMO -EFTPS - TAXES	\$260,055.38
11/05/2021	V683051	MEMO -MEDINA CITY SCHOOLS	\$419,696.05
11/05/2021	V683052	MEMO --S E R S - EMPLOYEE	\$45,028.92
11/05/2021	V683053	MEMO --S T R S - EMPLOYEE	\$254,170.35
11/05/2021	V683054	OHIO BUSINESS GATEWAY	\$49,897.83
11/05/2021	V683055	OHIO CHILD SUPPORT PAYMENT CENTRAL	\$2,043.95
11/05/2021	V683056	MEMO - OMNI	\$45,173.26
11/05/2021	V683057	TRUSTMARK VOLUNTARY BENEFITS	\$1,832.52
<b>11/05/2021 - Total</b>			<b>\$1,460,710.20</b>
11/08/2021	V684132	MEMO - WESTFIELD BANK	\$645.28
<b>11/08/2021 - Total</b>			<b>\$645.28</b>
11/09/2021	V681962	MEMO - MEDICAL MUTUAL	\$253,042.55
<b>11/09/2021 - Total</b>			<b>\$253,042.55</b>
11/10/2021	681785	LOCAL LEVEL EVENTS	\$11.00
11/10/2021	681786	SANDRA DOWNEY (PETTY CASHIER)	\$750.00

# Test Schools Check Register For the Period of - 5

12/10/21

2:00 PM

Check Date	Check Number	Vendor Name	Transaction Amount
<b>11/10/2021 - Total</b>			<b>\$761.00</b>
11/11/2021	681788	A SIGN ABOVE INC	\$455.00
11/11/2021	681789	ACHIEVEMENT ADVANTAGE	\$3,825.00
11/11/2021	681790	ADVANCE AUTO PARTS	\$184.93
11/11/2021	681791	AKRON BEARING COMPANY INC.	\$194.44
11/11/2021	681792	AKRON CHILDRENS HOSPITAL	\$312.15
11/11/2021	681793	ALLIED 100 LLC	\$103.84
11/11/2021	681794	APOLLO PEST CONTROL COMPANY	\$693.00
11/11/2021	681795	ARMSTRONG UTILITIES INC.	\$892.02
11/11/2021	681796	AUDITOR OF STATE'S OFFICE	\$25.00
11/11/2021	681797	COMPRODUCTS, INC.	\$35.00
11/11/2021	681798	BARNES & NOBLE BOOKSELLERS	\$329.68
11/11/2021	681799	BARNES & NOBLE COLLEGE BOOKSELLERS	\$599.40
11/11/2021	681800	BAUMSPAGE.COM, LLC	\$9.60
11/11/2021	681801	BELLEFAIRE JEWISH CHILDREN'S	\$18,773.46
11/11/2021	681802	NEW DAIRY HOLDCO, LLC.	\$4,786.41
11/11/2021	681803	BRECKSVILLE BROADVIEW HTS CSD	\$150.00
11/11/2021	681804	BRUCE TREADWAY	\$162.00
11/11/2021	681805	BRUNSWICK ATHLETIC DEPT	\$250.00
11/11/2021	681806	BUEHLER'S MARKETS	\$509.91
11/11/2021	681807	CAFETERIA-PEPSI COLA ORDERS	\$1,402.52
11/11/2021	681808	CAPP USA INC.	\$5,210.69
11/11/2021	681809	CARDINAL BUS SALES & SERV INC	\$2,387.85
11/11/2021	681810	CENTRAL INSTRUMENT CO.	\$426.99
11/11/2021	681811	CENTRAL RESTAURANT PRODUCTS	\$138.37
11/11/2021	681812	CHILDRENS HOME OF MEDINA	\$1,000.00
11/11/2021	681813	CITY OF MEDINA	\$16,241.14
11/11/2021	681814	CLEVELAND CLINIC ATWORK	\$213.00
11/11/2021	681815	CLEVELAND PLUMBING SUPPLY CO.	\$86.15
11/11/2021	681816	CLEVELAND VICON COMPANY INC	\$39.16
11/11/2021	681817	CLOVERLEAF HIGH SCHOOL	\$300.00
11/11/2021	681818	COCA COLA BOTTLING CO CSLDT	\$2,140.38
11/11/2021	681819	COMDOC INC	\$554.90

# Test Schools Check Register For the Period of - 5

12/10/21

2:00 PM

Check Date	Check Number	Vendor Name	Transaction Amount
11/11/2021	681820	CRANDALL COMPANY INC	\$75.00
11/11/2021	681821	CUYAHOGA FALLS HIGH SCHOOL	\$250.00
11/11/2021	681822	DAWN PROKOP	\$1,430.00
11/11/2021	681823	DE LAGE LANDEN FINANCIAL	\$322.29
11/11/2021	681824	DELL MARKETING LP	\$429.10
11/11/2021	681825	DEMCO INC	\$365.09
11/11/2021	681826	JENNIFER SLAIGHT	\$715.00
11/11/2021	681827	MEDINA COUNTY BOARD OF EDUCATION	\$60.00
11/11/2021	681828	ESC OF MEDINA COUNTY	\$70,930.75
11/11/2021	681829	ETIENNE MASSICOTTE	\$112.00
11/11/2021	681830	FASTENAL COMPANY	\$47.28
11/11/2021	681831	FRONTIER NORTH INC	\$4,794.30
11/11/2021	681832	GENUINE VARSITY LLC	\$400.00
11/11/2021	681833	GLENOAK HIGH SCHOOL	\$27.00
11/11/2021	681834	GORDON FOOD SERVICE	\$195.30
11/11/2021	681835	GRAINGER SUPPLY CO	\$799.87
11/11/2021	681836	MEDINA AREA CHAMBER OF COMMERCE	\$147.00
11/11/2021	681837	HEALTHCARE BILLING SERVICES	\$21.84
11/11/2021	681838	HERSHEY CREAMERY CO	\$1,601.76
11/11/2021	681839	HOUSE OF FLOWERS BOUTIQUE	\$129.95
11/11/2021	681840	INNOVATIVE SOLUTIONS DISTRIBUTION	\$1,990.00
11/11/2021	681841	JACKSON LOCAL SCHOOLS	\$390.00
11/11/2021	681842	JW PEPPER & SON, INC.	\$1,419.29
11/11/2021	681843	KIDSLINK NEUROBEHAVIORAL	\$5,145.00
11/11/2021	681844	MACKIN BOOK COMPANY	\$1,242.69
11/11/2021	681845	CINCINNATI LANDMARK PRODUCTIONS	\$295.00
11/11/2021	681846	MAGNIFICAT HIGH SCHOOL	\$250.00
11/11/2021	681847	MALLEY'S CHOCOLATES	\$3,600.00
11/11/2021	681848	MARS ELECTRIC CO.	\$113.72
11/11/2021	681849	MCS FOOD SERVICE DEPT.	\$504.13
11/11/2021	681850	MEDINA MANAGEMENT COMPANY, LLC.	\$542.03
11/11/2021	681851	MEDINA CITY SCHOOLS	\$500.00
11/11/2021	681852	MEDINA CITY SCHOOLS	\$53,145.00

# Test Schools Check Register For the Period of - 5

12/10/21

2:00 PM

Check Date	Check Number	Vendor Name	Transaction Amount
11/11/2021	681853	MEDINA COUNTY BOARD OF DD.	\$5,124.00
11/11/2021	681854	MEDINA COUNTY SANITARY	\$1,345.26
11/11/2021	681855	MEDINA GLASS COMPANY	\$213.05
11/11/2021	681856	MEDINA HARDWARE INC	\$170.92
11/11/2021	681857	MEDINA SIGN POST INC	\$1,255.44
11/11/2021	681858	MENTOR SCIENCE OLYMPIAD	\$90.00
11/11/2021	681859	MID STATE RESTORATION	\$2,100.00
11/11/2021	681860	MILLER & CO PORTABLE TOILET SERVICE	\$1,560.00
11/11/2021	681861	MILLERS RENTAL AND SALES CO.	\$3,184.00
11/11/2021	681862	MINUTEMAN PRESS	\$91.03
11/11/2021	681863	ZIP MEDICAL SUPPLIES, LLC.	\$1,888.82
11/11/2021	681864	MONTVILLE POLICE DEPARTMENT	\$74.00
11/11/2021	681865	MORGAN AMEND	\$1,746.50
11/11/2021	681866	MUSIC IN MOTION	\$79.85
11/11/2021	681867	MUSIC IS ELEMENTARY	\$138.60
11/11/2021	681868	MUSIC THERAPY ENRICHMENT	\$861.00
11/11/2021	681869	NANCY MYERS	\$128.26
11/11/2021	681870	NEUHAUS EDUCATION CENTER	\$17,850.00
11/11/2021	681871	NICKLES BAKERY	\$1,604.49
11/11/2021	681872	OASBO	\$100.00
11/11/2021	681873	OHIO EDISON COMPANY	\$77,932.18
11/11/2021	681874	OHIO HS WRESTLING COACHES ASSO	\$50.00
11/11/2021	681875	OHIO SCHOOL BOARDS ASSOC	\$2,700.00
11/11/2021	681876	OHIO SCHOOLS COUNCIL	\$1,836.78
11/11/2021	681877	ORLO AUTO PARTS INC	\$349.54
11/11/2021	681878	OTC BRANDS INC	\$242.53
11/11/2021	681879	OVERDRIVE INC	\$2,842.00
11/11/2021	681880	GUNTON CORPORATION	\$1,446.97
11/11/2021	681881	PITNEY BOWES GLOBAL FINANCIAL	\$1,046.16
11/11/2021	681882	PLANK ROAD PUBLISHING INC.	\$32.40
11/11/2021	681883	PRO-ED INC.	\$128.70
11/11/2021	681884	PROJECT LEAD THE WAY, INC.	\$985.00
11/11/2021	681885	QUADIENT LEASING USA, INC.	\$1,174.55

# Test Schools Check Register For the Period of - 5

12/10/21

2:00 PM

Check Date	Check Number	Vendor Name	Transaction Amount
11/11/2021	681886	REA & ASSOCIATES INC	\$1,500.00
11/11/2021	681887	READY FIELD SOLUTIONS, LLC	\$5,086.10
11/11/2021	681888	ROBERTS ROOFING CO	\$22,918.50
11/11/2021	681889	ROBOTICS TECHNOLOGIES INC	\$514.09
11/11/2021	681890	RUMPKE OF OHIO INC	\$1,262.02
11/11/2021	681891	RYAN MAIN MUSIC LLC	\$140.00
11/11/2021	681892	SARGENT-WELCH LLC	\$463.48
11/11/2021	681893	SAVVAS LEARNING COMPANY LLC	\$4,649.03
11/11/2021	681894	SCHOOL NURSE SUPPLY INC.	\$718.00
11/11/2021	681895	SENECA EAST HIGH SCHOOL	\$100.00
11/11/2021	681896	SHIFFLER EQUIPMENT SALES INC	\$30.46
11/11/2021	681897	STEPHANIE M. BOWLIN	\$265.72
11/11/2021	681898	SPORTSWORLD	\$5,337.25
11/11/2021	681899	STANTON'S SHEET MUSIC INC	\$613.42
11/11/2021	681900	STAPLES INC	\$399.54
11/11/2021	681901	STERLING PAPER CO	\$332.24
11/11/2021	681902	SUBURBAN SCHOOL	\$69,756.00
11/11/2021	681903	TALBERT'S COMMERCIAL PRODUCTS	\$214.03
11/11/2021	681904	TEACHER SYNERGY, LLC	\$40.49
11/11/2021	681905	THE CULVER EDUCATIONAL FOUNDATION	\$250.00
11/11/2021	681906	TIFFIN COLUMBIA HIGH SCHOOL	\$100.00
11/11/2021	681907	TRACY BROWN	\$640.00
11/11/2021	681908	UNITED STATES AWARDS, INC.	\$1,996.77
11/11/2021	681909	W W WILLIAMS COMPANY LLC	\$127.05
11/11/2021	681910	VWR INTERNATIONAL, LLC	\$222.37
11/11/2021	681911	WEST MUSIC COMPANY INC	\$276.03
11/11/2021	681912	WHITE HOUSE ARTESIAN SPRINGS	\$15.00
11/11/2021	681913	WILSON LANGUAGE TRAINING CORP	\$263.84
11/11/2021	681914	WOLFF BROS. SUPPLY INC.	\$1,018.03
11/11/2021	681915	WOODRIDGE LOCAL SCHOOLS	\$400.00
11/11/2021	V681916	AIRGAS USA LLC	\$163.67
11/11/2021	V681920	AMAZON.COM	\$10,697.64
11/11/2021	V681921	ANTHONY BELSITO	\$891.00

# Test Schools Check Register For the Period of - 5

12/10/21

2:00 PM

Check Date	Check Number	Vendor Name	Transaction Amount
11/11/2021	V681922	BLICK ART MATERIALS LLC	\$162.62
11/11/2021	V681923	BRETT S. MCNABB	\$260.00
11/11/2021	V681924	PAUL H. BROOKES PUBLISHING CO. INC.	\$1,253.70
11/11/2021	V681925	LAURA M CALAIACOVO	\$80.43
11/11/2021	V681926	CDWG	\$6,291.94
11/11/2021	V681927	CHRISTIA MATTEY	\$2,298.24
11/11/2021	V681928	DARYN WINEBRENNER	\$160.00
11/11/2021	V681929	EASY GRAPHICS CORP	\$57.00
11/11/2021	V681930	ENNIS BRITTON CO LPA	\$708.00
11/11/2021	V681931	ENTERPRISE FM TRUST	\$8,468.72
11/11/2021	V681932	GOODWILL INDUSTRIES AKRON INC	\$3,514.00
11/11/2021	V681933	HARPLEY CS LLC	\$1,540.00
11/11/2021	V681934	JOSHEN PAPER & PACKAGING CO.	\$3,746.83
11/11/2021	V681935	LLA THERAPY, LLC.	\$39,668.25
11/11/2021	V681936	LORI S KELLY	\$2,531.50
11/11/2021	V681937	MICHAEL L WESNER	\$2,437.26
11/11/2021	V681938	NCS PEARSON, INC.	\$434.60
11/11/2021	V681939	JESSICA LYNN NIEMANTSVERDIET	\$4.98
11/11/2021	V681940	SHARON L OLTERS DORF	\$22.96
11/11/2021	V681941	PETERS KALAIL & MARKAKIS CO	\$1,680.00
11/11/2021	V681942	KRISTINE M QUALLICH	\$107.16
11/11/2021	V681943	QUILL CORPORATION	\$205.18
11/11/2021	V681944	REINHARDT SUPPLY COMPANY	\$2,840.38
11/11/2021	V681945	JESSICA ELLIOTT ROSS	\$108.75
11/11/2021	V681946	SCHOOL SPECIALTY, LLC.	\$512.23
11/11/2021	V681947	SHERYL ANN SCHRADER	\$36.74
11/11/2021	V681948	ANGELA RAE SELLARS	\$150.36
11/11/2021	V681949	SHELLEY MACK	\$748.00
11/11/2021	V681950	TARA LOCHER	\$464.00
11/11/2021	V681951	THE NEW YORK TIMES COMPANY	\$2,184.00
11/11/2021	V681953	CINTAS CORPORATION (V-CARD)	\$1,191.47
11/11/2021	V681954	EDUCATION ALTERNATIVES (V-CARD)	\$8,480.00
11/11/2021	V681955	FOLLETT SCHOOL SOLUTIONS (V-CARD)	\$607.60

# Test Schools Check Register For the Period of - 5

12/10/21

2:00 PM

Check Date	Check Number	Vendor Name	Transaction Amount
11/11/2021	V681956	GARDINER SERVICE COMPANY (V-CARD)	\$136,262.00
11/11/2021	V681957	POINT SPRING & DRIVESHAFT (V-CARD)	\$625.66
11/11/2021	V681958	SONOVA USA, INC. (V-CARD)	\$178.99
<b>11/11/2021 - Total</b>			<b>\$706,219.73</b>
11/12/2021	V681963	OHIO DEPT OF ED - MEMO CK	\$13,511.17
11/12/2021	V681964	GORDON FOOD SERVICE	\$9,929.91
<b>11/12/2021 - Total</b>			<b>\$23,441.08</b>
11/15/2021	681959	R.I.T.A.	\$20.18
<b>11/15/2021 - Total</b>			<b>\$20.18</b>
11/18/2021	682933	LISA MORRIS	\$23.00
11/18/2021	682934	ADVANCE AUTO PARTS	\$358.20
11/18/2021	682935	AG-PRO OHIO LLC	\$120.92
11/18/2021	682936	AKRON CANTON WASTE OIL	\$296.15
11/18/2021	682937	ALBRIGHT SECURITY CENTER INC.	\$14.00
11/18/2021	682938	AMERICAN LEGION POST 202	\$3,635.63
11/18/2021	682939	ARMSTRONG UTILITIES INC.	\$149.95
11/18/2021	682940	ASCA	\$189.00
11/18/2021	682941	BELLEFAIRE JEWISH CHILDREN'S	\$11,413.97
11/18/2021	682942	NEW DAIRY HOLDCO, LLC.	\$4,217.01
11/18/2021	682943	BSN SPORTS LLC	\$1,423.10
11/18/2021	682944	BUEHLER'S MARKETS	\$291.00
11/18/2021	682945	BULK BOOKSTORE	\$838.55
11/18/2021	682946	CAFETERIA-PEPSI COLA ORDERS	\$626.62
11/18/2021	682947	CARDINAL BUS SALES & SERV INC	\$197.00
11/18/2021	682948	CENTERRA CO-OP	\$21,905.25
11/18/2021	682949	CFL VENDING MACHINE REPAIR LLC	\$75.00
11/18/2021	682950	CHUCK'S CUSTOM LLC	\$2.49
11/18/2021	682951	CITY OF MEDINA	\$21,889.99
11/18/2021	682952	COCA COLA BOTTLING CO CSLDT	\$710.18
11/18/2021	682953	COLUMBIA GAS OF OHIO INC	\$303.05
11/18/2021	682954	CRANDALL COMPANY INC	\$278.85
11/18/2021	682955	CRISIS PREVENTON INST INC.	\$400.00
11/18/2021	682956	CROWN TROPHY OF MEDINA	\$60.00



# Test Schools Check Register For the Period of - 5

12/10/21

2:00 PM

Check Date	Check Number	Vendor Name	Transaction Amount
11/18/2021	682957	DE LAGE LANDEN FINANCIAL	\$1,274.70
11/18/2021	682958	EDUCATIONAL FURNITURE LLC	\$23,880.00
11/18/2021	682959	EDUCATIONAL SERVICE CENTER	\$38,540.00
11/18/2021	682960	FASTENAL COMPANY	\$60.40
11/18/2021	682961	FEDERAL EXPRESS CORP	\$33.09
11/18/2021	682962	GAMETIME	\$72.29
11/18/2021	682963	GCL EDUCATION SERVICES LLC.	\$1,550.00
11/18/2021	682964	GRAINGER SUPPLY CO	\$487.93
11/18/2021	682965	HD SUPPLY FACILITIES	\$29.34
11/18/2021	682966	HERSHEY CREAMERY CO	\$740.40
11/18/2021	682967	HOME DEPOT CREDIT SERVICES	\$197.98
11/18/2021	682968	HOUSE OF FLOWERS BOUTIQUE	\$22.75
11/18/2021	682969	HYLANT GROUP	\$543.00
11/18/2021	682970	COUNTY TREASURERS' EDUCATIONAL FUND	\$200.00
11/18/2021	682971	MARS ELECTRIC CO.	\$54.96
11/18/2021	682972	MCS FOOD SERVICE DEPT.	\$12.79
11/18/2021	682973	MEDINA ATHLETIC BOOSTER CLUB	\$7,274.50
11/18/2021	682974	MEDINA HARDWARE INC	\$4.35
11/18/2021	682975	ZIP MEDICAL SUPPLIES, LLC.	\$127.11
11/18/2021	682976	NORTHEAST OHIO NETWORK FOR TEC.	\$313.17
11/18/2021	682977	NICKLES BAKERY	\$604.34
11/18/2021	682978	TREAS STATE OF OHIO, OHIO DEPT ED	\$17,149.99
11/18/2021	682979	OHIO EDISON COMPANY	\$463.41
11/18/2021	682980	OHIO PAVING & CONSTRUCTION	\$151,275.80
11/18/2021	682981	ORLO AUTO PARTS INC	\$1,082.13
11/18/2021	682982	READ NATURALLY, INC	\$290.00
11/18/2021	682983	REALLY GOOD STUFF LLC	\$92.92
11/18/2021	682984	RJ MARTIN NATIONAL CONTRACTING, INC	\$4,540.21
11/18/2021	682985	SAVVAS LEARNING COMPANY LLC	\$3,257.19
11/18/2021	682986	SC STRATEGIC SOLUTIONS LLC	\$12,148.68
11/18/2021	682987	SDI INNOVATIONS, INC.	\$1,462.71
11/18/2021	682988	SCHOOL HEALTH CORPORATION	\$130.46
11/18/2021	682989	SMETZER'S TIRE CENTER INC.	\$8.95

# Test Schools Check Register For the Period of - 5

12/10/21

2:00 PM

Check Date	Check Number	Vendor Name	Transaction Amount
11/18/2021	682990	SMORE	\$1,199.00
11/18/2021	682991	SPORTSWORLD	\$540.50
11/18/2021	682992	STAPLES INC	\$121.08
11/18/2021	682993	STEPS EDUCATIONAL GROUP, LLC.	\$6,937.50
11/18/2021	682994	TALBERT'S COMMERCIAL PRODUCTS	\$315.17
11/18/2021	682995	TEACHER SYNERGY, LLC	\$77.99
11/18/2021	682996	TRANSPORTATION ACCESSORIES CO, INC.	\$1,117.97
11/18/2021	682997	TRIMARK SS KEMP	\$5,815.16
11/18/2021	682998	UNIVERSITY OF OREGON	\$1,696.29
11/18/2021	682999	USA CUSTOM APPAREL LLC	\$366.00
11/18/2021	683000	VERIZON WIRELESS	\$83.05
11/18/2021	683001	WATERLOGIC AMERICAS LLC	\$59.95
11/18/2021	683002	WOLFF BROS. SUPPLY INC.	\$170.24
11/18/2021	683003	WORLD TRUCK TOWING & RECOVERY, INC.	\$1,350.00
11/18/2021	683004	XTEK PARTNERS INC.	\$6,484.00
11/18/2021	683084	COUNTY TREASURERS' EDUCATIONAL FUND	\$200.00
11/18/2021	V683005	ABC THERAPY, LTD	\$21,029.66
11/18/2021	V683006	AIRGAS USA LLC	\$24.74
11/18/2021	V683009	AMAZON.COM	\$4,408.27
11/18/2021	V683010	ANTHONY BELSITO	\$468.00
11/18/2021	V683011	BLICK ART MATERIALS LLC	\$331.27
11/18/2021	V683012	ELIZABETH A BONDI	\$27.11
11/18/2021	V683013	AMY LYNN BUSBY	\$140.44
11/18/2021	V683014	CLEVELAND CLINIC CENTER	\$30,275.16
11/18/2021	V683015	DISCOUNT SCHOOL SUPPLY	\$293.24
11/18/2021	V683016	EASY GRAPHICS CORP	\$246.88
11/18/2021	V683017	KAREN ANN EDWARDS	\$19.00
11/18/2021	V683018	JOSHEN PAPER & PACKAGING CO.	\$636.77
11/18/2021	V683019	MEDCO SUPPLY	\$1,705.43
11/18/2021	V683020	MEDINA COUNTY PORT AUTHORITY	\$853.00
11/18/2021	V683021	ANGELA LYNN MORMAN	\$24.64
11/18/2021	V683022	PETERS KALAIL & MARKAKIS CO	\$1,186.38
11/18/2021	V683023	STANISLAV PROKORAT	\$16.24

# Test Schools Check Register For the Period of - 5

12/10/21

2:00 PM

Check Date	Check Number	Vendor Name	Transaction Amount
11/18/2021	V683024	PSI AFFILIATES INC.	\$18,851.75
11/18/2021	V683025	QUILL CORPORATION	\$515.06
11/18/2021	V683026	REDTREE INVESTMENT GROUP	\$1,594.74
11/18/2021	V683027	REINHARDT SUPPLY COMPANY	\$2,299.50
11/18/2021	V683028	SHAYNA MICHELLE SAMOSKY	\$269.16
11/18/2021	V683029	SCHOOL SPECIALTY, LLC.	\$52.12
11/18/2021	V683030	SENDERO THERAPIES INC.	\$67,440.00
11/18/2021	V683031	DANIEL JOSEPH SMITH	\$21.84
11/18/2021	V683032	TRACI N SWANTEK	\$47.88
11/18/2021	V683033	TECHNOLOGY ENGINEERING	\$6,599.75
11/18/2021	V683034	VINSON GROUP LLC	\$2,575.00
11/18/2021	V683035	CINTAS CORPORATION (V-CARD)	\$917.42
11/18/2021	V683036	FOLLETT SCHOOL SOLUTIONS (V-CARD)	\$442.37
11/18/2021	V683037	POINT SPRING & DRIVESHAFT (V-CARD)	\$1,094.77
11/18/2021	V683038	ROBERT J. VERNAK (V-CARD)	\$2,945.00
<b>11/18/2021 - Total</b>			<b>\$531,230.95</b>
11/19/2021	683058	CENTRAL COLLECTION AGENCY	\$132.52
11/19/2021	683059	CITY OF AKRON	\$284.62
11/19/2021	683060	CITY OF BRUNSWICK	\$215.76
11/19/2021	683061	F.C.P.E	\$146.00
11/19/2021	683062	KIDS FIRST	\$22.00
11/19/2021	683063	OAPSE	\$4,731.79
11/19/2021	683064	KEITH L RUCINSKI, CHAPTER 13 TRSTEE	\$1,268.77
11/19/2021	683065	OHIO EDUCATION ASSOCIATION	\$372.20
11/19/2021	683066	PEOPLE QUALIFIED COMMITTEE	\$25.05
11/19/2021	683067	R.I.T.A.	\$54,349.07
11/19/2021	V683068	MEMO-FLEXSAVE	\$9,484.72
11/19/2021	V683069	MEDINA CITY SCHOOLS FOUNDATION	\$69.00
11/19/2021	V683070	MEDINA CITY TEACHERS ASSOC	\$37,813.60
11/19/2021	V683071	MEMO - SERS - BOARD	\$69,235.33
11/19/2021	V683072	MEMO - STRS - BOARD	\$249,598.25
11/19/2021	V683073	MEMO -EFTPS - TAXES	\$282,498.26
11/19/2021	V683074	MEMO -MEDINA CITY SCHOOLS	\$419,021.44

# Test Schools Check Register For the Period of - 5

12/10/21

2:00 PM

Check Date	Check Number	Vendor Name	Transaction Amount
11/19/2021	V683075	MEMO MET LIFE INSURANCE	\$4,877.86
11/19/2021	V683076	MEMO --S E R S - EMPLOYEE	\$49,922.90
11/19/2021	V683077	MEMO --S T R S - EMPLOYEE	\$261,180.56
11/19/2021	V683078	OHIO BUSINESS GATEWAY	\$53,600.61
11/19/2021	V683079	OHIO CHILD SUPPORT PAYMENT CENTRAL	\$2,043.95
11/19/2021	V683080	MEMO - OMNI	\$45,273.26
11/19/2021	V683081	SCHOOL DISTRICT INCOME TAX	\$3,641.02
11/19/2021	V683082	TRUSTMARK VOLUNTARY BENEFITS	\$1,832.52
11/19/2021	V683083	WORKERS COMP MEMO	\$23,701.72
11/19/2021	V683085	MEMO - MEDICAL MUTUAL	\$279,819.00
11/19/2021	V683086	MEMO MET LIFE INSURANCE	\$3,546.20
11/19/2021	V684135	GORDON FOOD SERVICE	\$9,920.73
<b>11/19/2021 - Total</b>			<b>\$1,868,628.71</b>
11/23/2021	683087	ANDERSON'S	\$78.20
11/23/2021	683088	ARMSTRONG UTILITIES INC.	\$393.93
11/23/2021	683089	B&H FOTO & ELECTRONICS CORP	\$6,069.95
11/23/2021	683090	BELLEFAIRE JEWISH CHILDREN'S	\$20,804.10
11/23/2021	683091	BOILER SPECIALISTS INC	\$48.76
11/23/2021	683092	NEW DAIRY HOLDCO, LLC.	\$3,902.67
11/23/2021	683093	BSN SPORTS LLC	\$1,000.40
11/23/2021	683094	BUEHLER'S MARKETS	\$215.27
11/23/2021	683095	CAFETERIA-PEPSI COLA ORDERS	\$426.18
11/23/2021	683096	CARDINAL BUS SALES & SERV INC	\$902.54
11/23/2021	683097	CAROLINA BIOLOGICAL SUPPLY CO.	\$123.53
11/23/2021	683098	CENTERRA CO-OP	\$136.36
11/23/2021	683099	CENTRAL INSTRUMENT CO.	\$190.00
11/23/2021	683100	CHRISTOPHER ILG	\$3,000.00
11/23/2021	683101	COCA COLA BOTTLING CO CSLDT	\$537.31
11/23/2021	683102	COLUMBIA GAS OF OHIO INC	\$4,075.36
11/23/2021	683103	DATA RECOGNITION CORP.	\$4,662.97
11/23/2021	683104	DAWN PROKOP	\$1,430.00
11/23/2021	683105	ESC OF MEDINA COUNTY	\$68,141.75
11/23/2021	683106	ETIENNE MASSICOTTE	\$56.00

# Test Schools Check Register For the Period of - 5

12/10/21

2:00 PM

Check Date	Check Number	Vendor Name	Transaction Amount
11/23/2021	683107	FJR PROPERTIES LTD	\$3,250.00
11/23/2021	683108	GORDON FOOD SERVICE	\$431.49
11/23/2021	683109	HARRISON FORD INC	\$559.99
11/23/2021	683110	JEFF JORDAN	\$2,000.00
11/23/2021	683111	JOSTENS INC	\$2,430.57
11/23/2021	683112	JUDITH R GREEN	\$125.00
11/23/2021	683113	JW PEPPER & SON, INC.	\$876.49
11/23/2021	683114	MCMASTER-CARR SUPPLY COMPANY	\$99.70
11/23/2021	683115	MCS FOOD SERVICE DEPT.	\$179.10
11/23/2021	683116	MEDINA HARDWARE INC	\$159.43
11/23/2021	683117	MEDINA SENIOR HIGH SCHOOL	\$2,280.00
11/23/2021	683118	MIDLAND HARDWARE COMPANY	\$53.00
11/23/2021	683119	ZIP MEDICAL SUPPLIES, LLC.	\$227.67
11/23/2021	683120	MULTI VENDOR PO VENDOR NUMBER	\$163.13
11/23/2021	683121	NASCO EDUCATION, LLC.	\$64.36
11/23/2021	683122	NICKLES BAKERY	\$848.53
11/23/2021	683123	OHIO EDISON COMPANY	\$812.86
11/23/2021	683124	ORLO AUTO PARTS INC	\$327.43
11/23/2021	683125	P & A ADMINISTRATIVE SERVICES	\$144.00
11/23/2021	683126	PLAYHOUSE SQUARE FOUNDATION	\$600.00
11/23/2021	683127	QUADIENT LEASING USA, INC.	\$276.57
11/23/2021	683128	RAIN DROP PRODUCTS, LLC.	\$115,462.60
11/23/2021	683129	RENTEQUIP INC.	\$190.80
11/23/2021	683130	RIZZI DISTRIBUTORS INC	\$573.24
11/23/2021	683131	CHARLES ROBERTSON	\$415.00
11/23/2021	683132	ROJEN COMPANY	\$58.42
11/23/2021	683133	RYAN CHARLES RAMER	\$800.00
11/23/2021	683134	SPORTSWORLD	\$475.00
11/23/2021	683135	STANTON'S SHEET MUSIC INC	\$190.69
11/23/2021	683136	STAPLES INC	\$41.87
11/23/2021	683137	TALBERT'S COMMERCIAL PRODUCTS	\$161.70
11/23/2021	683138	TAYLOR CONSULTING GROUP	\$7,000.00
11/23/2021	683139	TOTAL EDUCATION SOLUTIONS, INC.	\$14,678.12

# Test Schools Check Register For the Period of - 5

12/10/21

2:00 PM

Check Date	Check Number	Vendor Name	Transaction Amount
11/23/2021	683140	THE OHIO STATE UNIVERSITY (BURSAR)	\$50.00
11/23/2021	683141	UNITY SCHOOL BUS PARTS	\$57.34
11/23/2021	683142	US BANK EQUIPMENT FINANCE	\$11,415.00
11/23/2021	683143	VERIZON BUSINESS	\$0.06
11/23/2021	683144	VWR INTERNATIONAL, LLC	\$201.38
11/23/2021	683145	WOOSTER SPEECH & DEBATE PARENT	\$52.00
11/23/2021	683146	XTEK PARTNERS INC.	\$979.50
11/23/2021	V683148	AMAZON.COM	\$2,746.05
11/23/2021	V683149	ANTHONY BELSITO	\$396.00
11/23/2021	V683150	BLACKBOARD INC (WEBSITE)	\$3,659.18
11/23/2021	V683151	DEBORAH DAWN BLASCAK	\$194.16
11/23/2021	V683152	BLICK ART MATERIALS LLC	\$380.54
11/23/2021	V683153	KATIE LYNN BOBER	\$37.88
11/23/2021	V683154	DAVID M CHAMBERS	\$54.32
11/23/2021	V683155	EASY GRAPHICS CORP	\$759.19
11/23/2021	V683156	JOSHEN PAPER & PACKAGING CO.	\$1,512.96
11/23/2021	V683157	MICHAEL L WESNER	\$2,379.05
11/23/2021	V683158	JESSICA LYNN NIEMANTSVERDIET	\$5.04
11/23/2021	V683159	PEARSON EDUCATION INC.	\$160.00
11/23/2021	V683160	JESSICA ELLIOTT ROSS	\$108.75
11/23/2021	V683161	SCHOOL SPECIALTY, LLC.	\$8.04
11/23/2021	V683162	TARA LOCHER	\$112.00
11/23/2021	V683163	ROBERT MCKAY WHITAKER IV	\$139.32
11/23/2021	V683164	PAUL M WORSENCROFT	\$129.92
11/23/2021	V683165	CINTAS CORPORATION (V-CARD)	\$327.10
11/23/2021	V683166	GARDINER SERVICE COMPANY (V-CARD)	\$852.00
11/23/2021	V683167	POINT SPRING & DRIVESHAFT (V-CARD)	\$550.02
<b>11/23/2021 - Total</b>			<b>\$299,418.84</b>
11/24/2021	V684149	SYSCO CLEVELAND INC	\$50,046.52
<b>11/24/2021 - Total</b>			<b>\$50,046.52</b>
11/26/2021	V684137	GORDON FOOD SERVICE	\$8,395.65
<b>11/26/2021 - Total</b>			<b>\$8,395.65</b>
11/29/2021	V683168	MEMO - BANK OF NEW YORK	\$1,321,943.75

# Test Schools Check Register For the Period of - 5

12/10/21

2:00 PM

Check Date	Check Number	Vendor Name	Transaction Amount
11/29/2021	V683169	MEMO - MEDICAL MUTUAL	\$123,153.95
<b>11/29/2021 - Total</b>			<b>\$1,445,097.70</b>
11/30/2021	V683170	MEMO MET LIFE INSURANCE	\$29.17
11/30/2021	V683171	MEMO - BUREAU WORK COMP	\$1,753.34
11/30/2021	V683172	MEMO - MEDICAL MUTUAL	\$349,349.08
11/30/2021	V683173	OHIO DEPT OF ED - MEMO CK	\$13,511.17
11/30/2021	V684128	MEMO - P & A ADMINISTRATIVE	\$18,175.62
11/30/2021	V684133	MEMO MET LIFE INSURANCE	\$29,405.52
<b>11/30/2021 - Total</b>			<b>\$412,223.90</b>
<b>Overall - Total</b>			<b>\$7,372,552.14</b>

Fund - Expdger	Function First Two Digits	Fiscal Year Budgeted Amount	% Expensed	Fiscal Year Expense Amount	Fiscal Year Encumbrance Amount	Balance
0010000	1100	\$32,684,386.25	0.00128256	\$41,919.75	\$0.00	\$32,642,466.50
0010000	1100	\$17,469,627.76	0.39502789	\$6,900,990.23	\$52,168.28	\$10,516,469.25
0010000	1100	\$998,206.50	3.43342004	\$3,427,262.20	\$47,961.40	(\$2,477,017.10)
0010000	1100	\$1,316,469.48	3.17592457	\$4,181,007.77	\$54,739.98	(\$2,919,278.27)
0010000	1100	\$50,330.07	0.36715327	\$18,478.85	\$11,851.22	\$20,000.00
0010000	1100	\$77,030.00	0.5208977	\$40,124.75	\$55,931.07	(\$19,025.82)
0010000	1100	\$70,507.00	0.16166281	\$11,398.36	\$6,740.64	\$52,368.00
0010000	1200	\$79,012.58	2.69553152	\$212,980.90	\$4,803.75	(\$138,772.07)
0010000	1200	\$60,500.00	0.39356149	\$23,810.47	\$24,223.40	\$12,466.13
0010000	1200	\$663,628.00	0.48030406	\$318,743.22	\$0.00	\$344,884.78
0010000	1200	\$36,621.00	5.20025068	\$190,438.38	\$0.00	(\$153,817.38)
0010000	1200	\$0.00		\$0.00	\$0.00	\$0.00
0010000	1200	\$20,425.00	0	\$0.00	\$0.00	\$20,425.00
0010000	1200	\$1,531,181.00	0.61893164	\$947,696.37	\$0.00	\$583,484.63
0010000	1200	\$255,165.00	0	\$0.00	\$0.00	\$255,165.00
0010000	1200	\$66,583.00	3.34600348	\$222,786.95	\$0.00	(\$156,203.95)
0010000	1200	\$50,863.00	6.15824627	\$313,226.88	\$0.00	(\$262,363.88)
0010000	1200	\$1,000.00	0	\$0.00	\$0.00	\$1,000.00
0010000	1200	\$44,063.00	3.63399814	\$160,124.86	\$0.00	(\$116,061.86)
0010000	1200	\$3,096.00	0	\$0.00	\$0.00	\$3,096.00
0010000	1200	\$1,477,715.00	0.57887161	\$855,407.26	\$0.00	\$622,307.74
0010000	1200	\$190,000.00	0	\$0.00	\$0.00	\$190,000.00
0010000	1200	\$3,752.65	23.2109416	\$87,102.54	\$0.00	(\$83,349.89)
0010000	1200	\$0.00		\$137,427.47	\$0.00	(\$137,427.47)
0010000	1200	\$41,048.22	5.43908603	\$223,264.80	\$1,385.02	(\$183,601.60)
0010000	1200	\$2,449,588.87	0.49483357	\$1,212,138.81	\$650,736.79	\$586,713.27
0010000	1300	\$253,853.00	0.47255163	\$119,958.65	\$32,922.15	\$100,972.20
0010000	1300	\$22,557.00	0.08416456	\$1,898.50	\$0.00	\$20,658.50
0010000	1900	\$14,102.00	1.49098851	\$21,025.92	\$0.00	(\$6,923.92)
0010000	1900	\$25,500.00	0.38564471	\$9,833.94	\$10,466.06	\$5,200.00
0010000	1900	\$2,861,888.27	0.25791448	\$738,122.43	\$159,133.75	\$1,964,632.09
0010000	2100	\$568,445.60	0.50429661	\$286,665.19	\$5,256.25	\$276,524.16
0010000	2100	\$272,682.00	2.39758785	\$653,779.05	\$200.00	(\$381,297.05)
0010000	2100	\$30,256.00	0	\$0.00	\$0.00	\$30,256.00
0010000	2100	\$393,104.30	0.21297188	\$83,720.16	\$95,532.66	\$213,851.48
0010000	2100	\$347,588.00	1.18360919	\$411,408.35	\$0.00	(\$63,820.35)
0010000	2100	\$5,460.00	0.51996337	\$2,839.00	\$1,781.00	\$840.00
0010000	2100	\$0.00		\$0.00	\$0.00	\$0.00
0010000	2100	\$430,123.00	0.85876356	\$369,373.96	\$74,116.25	(\$13,367.21)
0010000	2100	\$583,858.00	0.28096515	\$164,043.75	\$98,226.10	\$321,588.15
0010000	2100	\$203,494.11	0.61401512	\$124,948.46	\$84,253.20	(\$5,707.55)
0010000	2100	\$0.00		\$16,843.85	\$0.00	(\$16,843.85)
0010000	2100	\$0.00		\$0.00	\$0.00	\$0.00
0010000	2100	\$0.00		\$6,596.79	\$0.00	(\$6,596.79)
0010000	2200	\$24,099.00	0	\$0.00	\$0.00	\$24,099.00
0010000	2200	\$64,414.13	4.45752104	\$287,127.34	\$14,980.55	(\$237,693.76)
0010000	2200	\$68,633.00	0.08090321	\$5,552.63	\$14,045.00	\$49,035.37
0010000	2200	\$3,005.00	2.555401	\$7,678.98	\$0.00	(\$4,673.98)
0010000	2200	\$396,796.53	0.74080585	\$293,949.19	\$10,448.96	\$92,398.38



Fund - Expledger	Function First Two Digits	Fiscal Year Budgeted Amount	% Expensed	Fiscal Year Expense Amount	Fiscal Year Encumbrance Amount	Balance
0010000	2300	\$171,491.00	0.70221907	\$120,424.25	\$31,639.83	\$19,426.92
0010000	2400	\$564,746.70	0.26295484	\$148,502.88	\$4,207.83	\$412,035.99
0010000	2400	\$70,983.00	4.35930829	\$309,436.78	\$0.00	(\$238,453.78)
0010000	2400	\$5.00	0	\$0.00	\$0.00	\$5.00
0010000	2400	\$357,136.39	0.69111803	\$246,823.40	\$109,758.36	\$554.63
0010000	2400	\$4,039,696.30	0.43207509	\$1,745,452.15	\$47,858.21	\$2,246,385.94
0010000	2400	\$1,000.00	0	\$0.00	\$1,000.00	\$0.00
0010000	2400	\$1,500.00	0	\$0.00	\$0.00	\$1,500.00
0010000	2400	\$37,265.90	0.49856169	\$18,579.35	\$627.00	\$18,059.55
0010000	2500	\$1,273,885.38	0.48419421	\$616,807.93	\$25,570.43	\$631,507.02
0010000	2500	\$52,312.00	0.06379033	\$3,337.00	\$41,375.00	\$7,600.00
0010000	2600	\$500,591.84	0.45460661	\$227,572.36	\$70,494.59	\$202,524.89
0010000	2600	\$3,834.00	0.10354721	\$397.00	\$0.00	\$3,437.00
0010000	2600	\$124,846.60	-0.00065256	(\$81.47)	\$21,079.81	\$103,848.26
0010000	2700	\$4,963,709.78	0.46874556	\$2,326,716.91	\$625,125.11	\$2,011,867.76
0010000	2700	\$863,027.00	1.46858401	\$1,267,427.65	\$0.00	(\$404,400.65)
0010000	2700	\$2,755.00	0.3991833	\$1,099.75	\$379.95	\$1,275.30
0010000	2800	\$0.00		\$0.00	\$0.00	\$0.00
0010000	2800	\$0.00		\$0.00	\$0.00	\$0.00
0010000	2800	\$0.00		\$89.52	\$0.00	(\$89.52)
0010000	2800	\$0.00		\$0.00	\$0.00	\$0.00
0010000	2800	\$0.00		\$0.00	\$0.00	\$0.00
0010000	2900	\$154,277.12	0.64526652	\$99,549.86	\$10,762.34	\$43,964.92
0010000	2900	\$350.00	0.42857143	\$150.00	\$100.00	\$100.00
0010000	2900	\$259,410.97	0.39248834	\$101,815.78	\$9,359.90	\$148,235.29
0010000	2900	\$12,618.00	0.68439769	\$8,635.73	\$877.04	\$3,105.23
0010000	3200	\$1,497.00	16.26666667	\$24,351.20	\$0.00	(\$22,854.20)
0010000	3200	\$4,987.25	0.07218407	\$360.00	\$1,640.00	\$2,987.25
0010000	3200	\$0.00		\$0.00	\$0.00	\$0.00
0010000	4100	\$62,237.00	0	\$0.00	\$0.00	\$62,237.00
0010000	4100	\$4,595.00	0	\$0.00	\$0.00	\$4,595.00
0010000	4100	\$476.00	0	\$0.00	\$0.00	\$476.00
0010000	4100	\$35,306.00	0	\$0.00	\$0.00	\$35,306.00
0010000	4100	\$11,054.00	2.52821513	\$27,946.89	\$0.00	(\$16,892.89)
0010000	4100	\$2,107.00	6.41225439	\$13,510.62	\$0.00	(\$11,403.62)
0010000	4100	\$893.00	2.23460246	\$1,995.50	\$0.00	(\$1,102.50)
0010000	4100	\$856.00	7.17163551	\$6,138.92	\$0.00	(\$5,282.92)
0010000	4100	\$27,857.00	0.09094949	\$2,533.58	\$0.00	\$25,323.42
0010000	4500	\$0.00		\$13,756.91	\$0.00	(\$13,756.91)
0010000	4500	\$275.00	22.24956364	\$6,118.63	\$0.00	(\$5,843.63)
0010000	4500	\$4,533.00	0	\$0.00	\$0.00	\$4,533.00
0010000	4500	\$3,217.00	3.70930059	\$11,932.82	\$0.00	(\$8,715.82)
0010000	4500	\$116,125.00	0.96203574	\$111,716.40	\$0.00	\$4,408.60
0010000	4500	\$1,438.00	0	\$0.00	\$0.00	\$1,438.00
0010000	4500	\$1,233.00	8.57105434	\$10,568.11	\$0.00	(\$9,335.11)
0010000	4500	\$2,242.00	11.80132471	\$26,458.57	\$0.00	(\$24,216.57)
0010000	4500	\$1,172.00	14.15321672	\$16,587.57	\$0.00	(\$15,415.57)

Fund - Expended	Function First Two Digits	Fiscal Year Budgeted Amount	% Expensed	Fiscal Year Expense Amount	Fiscal Year Encumbrance Amount	Balance
0010000	4500	\$0.00		\$0.00	\$0.00	\$0.00
0010000	4500	\$0.00		\$0.00	\$0.00	\$0.00
0010000	4500	\$4,466.00	0	\$0.00	\$0.00	\$4,466.00
0010000	4500	\$0.00		\$0.00	\$0.00	\$0.00
0010000	4500	\$4,517.00	0	\$0.00	\$0.00	\$4,517.00
0010000	4500	\$3,592.00	9.41766425	\$33,828.25	\$0.00	(\$30,236.25)
0010000	4500	\$1,900.00	3.86439474	\$7,342.35	\$0.00	(\$5,442.35)
0010000	4500	\$3,399.00	8.55723448	\$29,086.04	\$0.00	(\$25,687.04)
0010000	4500	\$0.00		\$12,482.01	\$0.00	(\$12,482.01)
0010000	4500	\$1,967.00	0	\$0.00	\$0.00	\$1,967.00
0010000	4500	\$2,645.00	10.30834405	\$27,265.57	\$0.00	(\$24,620.57)
0010000	4500	\$1,919.00	7.66935383	\$14,717.49	\$0.00	(\$12,798.49)
0010000	4500	\$1,073.00	0	\$0.00	\$0.00	\$1,073.00
0010000	4500	\$1,099.00	18.5388899	\$20,374.24	\$0.00	(\$19,275.24)
0010000	4500	\$0.00		\$0.00	\$0.00	\$0.00
0010000	4500	\$105,912.00	1.41583041	\$149,953.43	\$588.58	(\$44,630.01)
0010000	4500	\$1,667.00	9.77521296	\$16,295.28	\$0.00	(\$14,628.28)
0010000	4500	\$5,652.00	0	\$0.00	\$0.00	\$5,652.00
0010000	4600	\$3,787.00	1.06199102	\$4,021.76	\$0.00	(\$234.76)
0010000	4600	\$0.00		\$0.00	\$0.00	\$0.00
0010000	4600	\$0.00		\$0.00	\$0.00	\$0.00
0010000	4600	\$5,958.00	0.37407687	\$2,228.75	\$0.00	\$3,729.25
0010000	4600	\$510.00	1.4317451	\$730.19	\$0.00	(\$220.19)
0010000	4600	\$458.00	0	\$0.00	\$0.00	\$458.00
0010000	4600	\$81.00	29.93024691	\$2,424.35	\$0.00	(\$2,343.35)
0010000	5600	\$261,422.00	0	\$0.00	\$0.00	\$261,422.00
0010000	7200	\$460,888.00	0.73599773	\$339,212.52	\$0.00	\$121,675.48
0010000	7400	\$400,000.00	0	\$0.00	\$0.00	\$400,000.00
0010000	7500	\$0.00		\$0.00	\$0.00	\$0.00
0029000	2500	\$70,000.00	0.37260814	\$26,082.57	\$0.00	\$43,917.43
0029000	6100	\$4,173,661.50	0	\$0.00	\$4,173,661.50	\$0.00
0029012	2500	\$5,000.00	0	\$0.00	\$1,250.00	\$3,750.00
0029012	6100	\$1,726,512.50	0.76567285	\$1,321,943.75	\$404,568.75	\$0.00
0029014	6100	\$343,887.50	0.9864055	\$339,212.52	\$0.00	\$4,674.98
0030000	2700	\$0.00		\$0.00	\$0.00	\$0.00
0039000	2700	\$13,601.14	0	\$0.00	\$0.00	\$13,601.14
0039001	2700	\$263,133.90	0.51172692	\$134,652.70	\$13,928.40	\$114,552.80
0060000	2700	\$0.00		\$0.00	\$0.00	\$0.00
0060000	3100	\$81,036.00	0.90472333	\$73,315.16	\$400.00	\$7,320.84
0060000	3100	\$1,255,805.06	0.46345704	\$582,011.70	\$74,850.73	\$598,942.63
0060000	7400	\$270,000.00	0	\$0.00	\$0.00	\$270,000.00
0069006	3100	\$3,068,459.48	0.13292645	\$407,879.44	\$293,741.33	\$2,366,838.71
0079004	3200	\$20,000.00	0	\$0.00	\$20,000.00	\$0.00
0079111	3200	\$500.00	0	\$0.00	\$0.00	\$500.00
0079333	3200	\$6,000.00	0	\$0.00	\$6,000.00	\$0.00
0089002	3200	\$250.00	0	\$0.00	\$250.00	\$0.00
0089003	3200	\$50,000.00	0	\$0.00	\$50,000.00	\$0.00

Fund - Expdger	Function First Two Digits	Fiscal Year Budgeted Amount	% Expensed	Fiscal Year Expense Amount	Fiscal Year Encumbrance Amount	Balance
0089112	3200	\$500.00	0	\$0.00	\$500.00	\$0.00
0099000	1100	\$27,341.00	0	\$0.00	\$0.00	\$27,341.00
0099000	1100	\$7,060.00	0	\$0.00	\$0.00	\$7,060.00
0099110	1100	\$6,594.00	0.69229299	\$4,564.98	\$873.21	\$1,155.81
0099120	1100	\$11,074.00	0.56620011	\$6,270.10	\$2,698.98	\$2,104.92
0099130	1100	\$11,880.00	0.62984007	\$7,482.50	\$2,583.66	\$1,813.84
0099140	1100	\$10,780.00	0.5761475	\$6,210.87	\$2,916.45	\$1,652.68
0099160	1100	\$13,400.00	0.4941903	\$6,622.15	\$776.25	\$6,001.60
0099170	1100	\$14,592.00	0.58319079	\$8,509.92	\$3,000.00	\$3,082.08
0099180	1100	\$12,544.00	0.52242427	\$6,553.29	\$2,396.53	\$3,594.18
0099200	1100	\$24,453.00	0.6883045	\$16,831.11	\$6,879.28	\$742.61
0099210	1100	\$23,140.00	0.3820497	\$8,840.63	\$11,978.75	\$2,320.62
0099300	1100	\$100,991.86	0.29719148	\$30,013.92	\$33,233.69	\$37,744.25
0099300	2400	\$52,000.00	0	\$0.00	\$52,000.00	\$0.00
0099301	2400	\$0.00		\$0.00	\$0.00	\$0.00
0149016	1100	\$277,078.00	0.26962065	\$74,705.95	\$0.00	\$202,372.05
0149016	2100	\$0.00		\$0.00	\$0.00	\$0.00
0149016	2400	\$40,476.00	0.44578985	\$18,043.79	\$0.00	\$22,432.21
0149016	7200	\$0.00		\$0.00	\$0.00	\$0.00
0149016	7400	\$0.00		\$0.00	\$0.00	\$0.00
0149111	7200	\$0.00		\$0.00	\$0.00	\$0.00
0149115	7200	\$0.00		\$0.00	\$0.00	\$0.00
0149116	1200	\$272,100.00	0.38875472	\$105,780.16	\$0.00	\$166,319.84
0149116	1200	\$262,400.00	0.34224497	\$89,805.08	\$0.00	\$172,594.92
0149116	1200	\$54,882.10	0.05595249	\$3,070.79	\$7,876.18	\$43,935.13
0149116	2100	\$5,130.00	1.36163938	\$6,985.21	\$0.00	(\$1,855.21)
0149116	2100	\$50,000.00	0.043688	\$2,184.40	\$10,448.90	\$37,366.70
0149116	2100	\$225,000.00	0.24688289	\$55,548.65	\$17,973.54	\$151,477.81
0149116	2200	\$4,000.00	0.0309575	\$123.83	\$1,000.00	\$2,876.17
0149116	2400	\$96,100.00	0.39435911	\$37,897.91	\$0.00	\$58,202.09
0149116	2400	\$155,026.00	0.41414221	\$64,202.81	\$836.97	\$89,986.22
0149116	2700	\$132.96	0.17569194	\$23.36	\$30.03	\$79.57
0149116	4100	\$6,000.00	-0.00027	(\$1.62)	\$1,000.00	\$5,001.62
0149116	7400	\$0.00		\$0.00	\$0.00	\$0.00
0160000	1100	\$5,338,110.50	0.26645796	\$1,422,382.03	\$0.00	\$3,915,728.47
0160000	1100	\$27,636.00	2.39609422	\$66,218.46	\$0.00	(\$38,582.46)
0160000	1100	\$132,201.00	1.9590842	\$258,992.89	\$0.00	(\$126,791.89)
0160000	1200	\$25,226.00	0	\$0.00	\$0.00	\$25,226.00
0160000	1200	\$0.00		\$176,363.16	\$0.00	(\$176,363.16)
0160000	1200	\$0.00		\$37,843.73	\$0.00	(\$37,843.73)
0160000	1200	\$0.00		\$82,877.64	\$0.00	(\$82,877.64)
0160000	1200	\$0.00		\$5,417.07	\$0.00	(\$5,417.07)
0160000	1200	\$125,536.00	0	\$0.00	\$0.00	\$125,536.00
0160000	1900	\$0.00		\$41.86	\$0.00	(\$41.86)
0160000	2100	\$0.00		\$9,012.57	\$0.00	(\$9,012.57)
0160000	2400	\$43,640.00	0.38047984	\$16,604.14	\$6,171.44	\$20,864.42
0160000	2400	\$0.00		\$0.00	\$0.00	\$0.00

Fund - Expdger	Function First Two Digits	Fiscal Year Budgeted Amount	% Expensed	Fiscal Year Expense Amount	Fiscal Year Encumbrance Amount	Balance
0160000	2400	\$0.00		\$2,288.92	\$0.00	(\$2,288.92)
0160000	2500	\$110,100.00	0.37577148	\$41,372.44	\$0.00	\$68,727.56
0160000	2700	\$2,000.00	0.290625	\$581.25	\$940.05	\$478.70
0160000	2800	\$410,920.00	0.27848715	\$114,435.94	\$0.00	\$296,484.06
0160000	2800	\$615,487.90	0.38883123	\$239,320.92	\$94,244.00	\$281,922.98
0160000	2800	\$1,393,540.00	0.5661874	\$789,004.79	\$0.00	\$604,535.21
0160000	2800	\$1,068,983.54	0.47841839	\$511,421.38	\$295,740.18	\$261,821.98
0160000	2800	\$62,453.00	1.99710758	\$124,725.36	\$0.00	(\$62,272.36)
0160000	4100	\$5,877.00	0	\$0.00	\$0.00	\$5,877.00
0160410	2100	\$84,811.00	0.62440839	\$52,956.70	\$0.00	\$31,854.30
0161000	1100	\$0.00		\$124,926.41	\$0.00	(\$124,926.41)
0161000	1100	\$0.00		\$0.00	\$0.00	\$0.00
0161000	1100	\$0.00		\$0.00	\$0.00	\$0.00
0161000	1200	\$0.00		\$126,170.65	\$0.00	(\$126,170.65)
0161000	2100	\$0.00		\$16,249.42	\$0.00	(\$16,249.42)
0161000	5600	\$0.00		\$0.00	\$0.00	\$0.00
0180000	2600	\$0.00		\$0.00	\$0.00	\$0.00
0189000	2400	\$0.00		\$0.00	\$0.00	\$0.00
0189110	1100	\$500.00	0.2772	\$138.60	\$161.40	\$200.00
0189110	2400	\$15,717.51	0.23375649	\$3,674.07	\$3,504.69	\$8,538.75
0189110	7200	\$0.00		\$0.00	\$0.00	\$0.00
0189111	1200	\$0.00		\$0.00	\$0.00	\$0.00
0189111	7200	\$0.00		\$0.00	\$0.00	\$0.00
0189113	2200	\$3,500.00	0	\$0.00	\$0.00	\$3,500.00
0189120	2400	\$12,551.09	0.21193538	\$2,660.02	\$4,170.30	\$5,720.77
0189120	7200	\$0.00		\$0.00	\$0.00	\$0.00
0189123	2200	\$5,000.00	0.765658	\$3,828.29	\$1,171.71	\$0.00
0189130	1100	\$3,900.00	0.0215359	\$83.99	\$2,250.00	\$1,566.01
0189130	2400	\$19,134.35	0.21015294	\$4,021.14	\$3,034.92	\$12,078.29
0189130	7200	\$0.00		\$0.00	\$0.00	\$0.00
0189132	1200	\$0.00		\$0.00	\$0.00	\$0.00
0189132	7200	\$0.00		\$0.00	\$0.00	\$0.00
0189133	2200	\$150.00	0	\$0.00	\$0.00	\$150.00
0189135	4500	\$15,000.00	0	\$0.00	\$0.00	\$15,000.00
0189140	1100	\$7,800.00	0.22062821	\$1,720.90	\$1,556.71	\$4,522.39
0189140	2400	\$15,350.00	0.1407342	\$2,160.27	\$2,569.81	\$10,619.92
0189143	2200	\$6,000.00	0.12650667	\$759.04	\$240.96	\$5,000.00
0189160	1100	\$0.00		\$0.00	\$0.00	\$0.00
0189160	2400	\$24,962.97	0.3134643	\$7,825.00	\$4,599.63	\$12,538.34
0189160	7200	\$0.00		\$0.00	\$0.00	\$0.00
0189161	2200	\$5,000.00	0	\$0.00	\$0.00	\$5,000.00
0189163	2200	\$3,000.00	0.01666667	\$50.00	\$0.00	\$2,950.00
0189170	1100	\$20,000.00	0	\$0.00	\$0.00	\$20,000.00
0189170	2400	\$20,093.89	0.04849434	\$974.44	\$1,621.13	\$17,498.32
0189170	7200	\$0.00		\$0.00	\$0.00	\$0.00
0189171	2400	\$550.00	0.27649091	\$152.07	\$300.00	\$97.93
0189173	2200	\$0.00		\$0.00	\$0.00	\$0.00

Fund - Expledger	Function First Two Digits	Fiscal Year Budgeted Amount	% Expensed	Fiscal Year Expense Amount	Fiscal Year Encumbrance Amount	Balance
0189180	1100	\$2,098.04	0.63788584	\$1,338.31	\$0.00	\$759.73
0189180	2400	\$24,597.33	0.06586731	\$1,620.16	\$3,870.16	\$19,107.01
0189180	7200	\$0.00		\$0.00	\$0.00	\$0.00
0189181	1200	\$0.00		\$0.00	\$0.00	\$0.00
0189183	2200	\$5,000.00	0	\$0.00	\$0.00	\$5,000.00
0189184	7200	\$0.00		\$0.00	\$0.00	\$0.00
0189200	2400	\$30,947.53	0.20819884	\$6,443.24	\$4,758.74	\$19,745.55
0189200	7200	\$0.00		\$36.97	\$0.00	(\$36.97)
0189203	2200	\$4,200.00	0.21873333	\$918.68	\$0.00	\$3,281.32
0189210	1100	\$0.00		\$0.00	\$0.00	\$0.00
0189210	2400	\$22,500.00	0.13955511	\$3,139.99	\$16,473.91	\$2,886.10
0189211	2200	\$3,060.00	0.01633987	\$50.00	\$0.00	\$3,010.00
0189213	2400	\$0.00		\$0.00	\$0.00	\$0.00
0189300	2400	\$44,420.15	0.20645405	\$9,170.72	\$30,136.81	\$5,112.62
0189300	7200	\$0.00		\$0.00	\$0.00	\$0.00
0189301	2200	\$0.00		\$0.00	\$0.00	\$0.00
0189302	1100	\$38,500.00	0.03428571	\$1,320.00	\$37,000.00	\$180.00
0189303	3200	\$72,934.71	0.05818944	\$4,244.03	\$46,768.29	\$21,922.39
0189304	4300	\$18,232.42	0.1583136	\$2,886.44	\$10,610.42	\$4,735.56
0189305	1100	\$0.00		\$0.00	\$0.00	\$0.00
0189306	2400	\$7,845.56	0.16009565	\$1,256.04	\$5,141.34	\$1,448.18
0189900	2200	\$3,702.01	0	\$0.00	\$0.00	\$3,702.01
0189901	1100	\$0.00		\$3,767.67	\$0.00	(\$3,767.67)
0189901	1900	\$0.00		\$0.00	\$0.00	\$0.00
0189901	2200	\$0.00		\$0.00	\$0.00	\$0.00
0189901	2200	\$0.00		\$0.00	\$0.00	\$0.00
0189901	7200	\$0.00		\$0.00	\$0.00	\$0.00
0189902	2200	\$11,224.52	0	\$0.00	\$0.00	\$11,224.52
0189902	2300	\$0.00		\$0.00	\$0.00	\$0.00
0189902	2400	\$0.00		\$0.00	\$0.00	\$0.00
0189903	2300	\$2,800.00	0	\$0.00	\$0.00	\$2,800.00
0189904	2400	\$502.00	0	\$0.00	\$0.00	\$502.00
0189905	2100	\$0.00		\$0.00	\$0.00	\$0.00
0189905	2100	\$51,248.39	0	\$0.00	\$0.00	\$51,248.39
0189906	2900	\$1,117.90	0.42669291	\$477.00	\$0.00	\$640.90
0189906	7200	\$0.00		\$0.00	\$0.00	\$0.00
0189907	1900	\$2,475.40	0	\$0.00	\$0.00	\$2,475.40
0189910	2700	\$3,902.36	0	\$0.00	\$0.00	\$3,902.36
0189914	2900	\$300.00	0	\$0.00	\$0.00	\$300.00
0189915	2900	\$2,500.00	0	\$0.00	\$0.00	\$2,500.00
0189916	2900	\$5,000.00	0.39525	\$1,976.25	\$0.00	\$3,023.75
0189918	3200	\$500.00	0	\$0.00	\$0.00	\$500.00
0189919	2900	\$1,000.00	0	\$0.00	\$0.00	\$1,000.00
0189920	2800	\$1,231.75	0	\$0.00	\$731.75	\$500.00
0189922		\$0.00		\$0.00	\$0.00	\$0.00
0189922	2100	\$0.00		\$0.00	\$0.00	\$0.00
0189930	2200	\$0.00		\$0.00	\$0.00	\$0.00

Fund - Expdger	Function First Two Digits	Fiscal Year Budgeted Amount	% Expensed	Fiscal Year Expense Amount	Fiscal Year Encumbrance Amount	Balance
0199000	2100	\$7,352.00	0	\$0.00	\$0.00	\$7,352.00
0199001	2200	\$0.00		\$0.00	\$0.00	\$0.00
0199009	2100	\$0.00		\$0.00	\$0.00	\$0.00
0199017	2100	\$0.00		\$0.00	\$0.00	\$0.00
0199023	1100	\$0.00		\$0.00	\$0.00	\$0.00
0199121	2100	\$40,888.00	0	\$0.00	\$0.00	\$40,888.00
0199180	4100	\$0.00		\$0.00	\$0.00	\$0.00
0199181	1100	\$0.00		\$0.00	\$0.00	\$0.00
0199213	4100	\$0.00		\$0.00	\$0.00	\$0.00
0199301	4300	\$0.00		\$0.00	\$0.00	\$0.00
0199513	1100	\$0.00		\$0.00	\$0.00	\$0.00
0199715	1100	\$0.00		\$0.00	\$0.00	\$0.00
0199920	2200	\$1,000.00	0	\$0.00	\$0.00	\$1,000.00
0209001	2800	\$20,820.57	0.154344	\$3,213.53	\$4,812.93	\$12,794.11
0209001	7200	\$10,000.00	0	\$0.00	\$0.00	\$10,000.00
0229000	7900	\$10,000.00	0.5109	\$5,109.00	\$5,000.00	(\$109.00)
0229300	4500	\$9,233.72	0.10584791	\$977.37	\$1,211.70	\$7,044.65
0249001	2900	\$9,024,226.00	0.54622071	\$4,929,219.10	\$1,410,773.82	\$2,684,233.08
0249002	0000	\$0.00		\$0.00	\$0.00	\$0.00
0249002	2900	\$735,700.00	0.35004112	\$257,525.25	\$85,521.66	\$392,653.09
0249094	2900	\$244,098.00	0.29581955	\$72,208.96	\$141,120.68	\$30,768.36
0270000	2900	\$247,533.00	0.13463122	\$33,325.67	\$71,674.33	\$142,533.00
0719013	2700	\$3,065,842.81	0.53204506	\$1,631,166.52	\$389,361.44	\$1,045,314.85
0719013	2800	\$142,000.00	0.3229993	\$45,865.90	\$18,562.56	\$77,571.54
0719013	5100	\$0.00		\$0.00	\$0.00	\$0.00
0719013	7200	\$1,731,512.50	0	\$0.00	\$0.00	\$1,731,512.50
2009110	4600	\$700.00	0	\$0.00	\$230.00	\$470.00
2009111	4600	\$200.00	0	\$0.00	\$0.00	\$200.00
2009121	4600	\$234.00	0	\$0.00	\$200.00	\$34.00
2009134	7200	\$0.00		\$0.00	\$0.00	\$0.00
2009184	7200	\$0.00		\$0.00	\$0.00	\$0.00
2009185	4600	\$1,500.00	0	\$0.00	\$0.00	\$1,500.00
2009202	4600	\$5,102.65	0.02645684	\$135.00	\$0.00	\$4,967.65
2009205	4600	\$250.00	0	\$0.00	\$0.00	\$250.00
2009209	4100	\$6,000.00	0	\$0.00	\$0.00	\$6,000.00
2009253	4300	\$2,000.00	0	\$0.00	\$2,000.00	\$0.00
2009254	4100	\$2,904.97	0.25130036	\$730.02	\$2,174.00	\$0.95
2009256	4100	\$4,500.00	0	\$0.00	\$4,500.00	\$0.00
2009257	4100	\$0.00		\$0.00	\$0.00	\$0.00
2009257	7200	\$0.00		\$0.00	\$0.00	\$0.00
2009258	4600	\$2,050.00	0.03640488	\$74.63	\$1,975.37	\$0.00
2009301	4600	\$0.00		\$0.00	\$0.00	\$0.00
2009302	4100	\$500.00	0	\$0.00	\$0.00	\$500.00
2009303	4100	\$120.00	0	\$0.00	\$0.00	\$120.00
2009304	7200	\$0.00		\$0.00	\$0.00	\$0.00
2009305	4100	\$0.00		\$0.00	\$0.00	\$0.00
2009306	4600	\$0.00		\$0.00	\$0.00	\$0.00

Fund - Expledger	Function First Two Digits	Fiscal Year Budgeted Amount	% Expensed	Fiscal Year Expense Amount	Fiscal Year Encumbrance Amount	Balance
2009307	4100	\$38,000.00	0.10346658	\$3,931.73	\$34,068.27	\$0.00
2009309	4600	\$600.00	0	\$0.00	\$600.00	\$0.00
2009312	4100	\$23,109.07	0	\$0.00	\$23,000.00	\$109.07
2009314	4600	\$450.00	0	\$0.00	\$450.00	\$0.00
2009315	4600	\$0.00		\$0.00	\$0.00	\$0.00
2009316	7200	\$0.00		\$0.00	\$0.00	\$0.00
2009318	4100	\$6,200.00	0	\$0.00	\$3,100.00	\$3,100.00
2009321	4600	\$16,016.67	0.01123829	\$180.00	\$9,820.00	\$6,016.67
2009323	4600	\$2,000.00	0	\$0.00	\$2,000.00	\$0.00
2009324	4600	\$21,444.56	0	\$0.00	\$11,000.00	\$10,444.56
2009325	4100	\$27,000.00	0.0320737	\$865.99	\$22,134.01	\$4,000.00
2009326	4100	\$6,495.00	0	\$0.00	\$3,500.00	\$2,995.00
2009327	4100	\$5,705.00	0	\$0.00	\$3,000.00	\$2,705.00
2009330	4100	\$3,478.06	0.13369522	\$465.00	\$1,655.00	\$1,358.06
2009330	7200	\$0.00		\$0.00	\$0.00	\$0.00
2009331	4600	\$0.00		\$0.00	\$0.00	\$0.00
2009332	4100	\$11,030.00	0.05897552	\$650.50	\$5,099.50	\$5,280.00
2009333	4600	\$59,500.00	0.17522958	\$10,426.16	\$21,687.16	\$27,386.68
2009335	4100	\$10,832.00	0	\$0.00	\$5,500.00	\$5,332.00
2009336	4100	\$1,250.00	0.010144	\$12.68	\$2,237.32	(\$1,000.00)
2009337	4100	\$150.00	0	\$0.00	\$0.00	\$150.00
2009339	4100	\$28,500.00	0.02450842	\$698.49	\$27,801.51	\$0.00
2009340	4100	\$1,000.00	0.13017	\$130.17	\$853.71	\$16.12
2009345	7200	\$0.00		\$0.00	\$0.00	\$0.00
2009346	4100	\$500.00	0	\$0.00	\$500.00	\$0.00
2009350	4300	\$1,800.00	0.31546667	\$567.84	\$1,232.16	\$0.00
2009352	4100	\$10,158.51	0	\$0.00	\$6,000.00	\$4,158.51
2009353	4600	\$1,000.00	0	\$0.00	\$500.00	\$500.00
2009355	4600	\$1,515.57	0.08536722	\$129.38	\$670.62	\$715.57
2009380	4600	\$20,000.00	0	\$0.00	\$10,000.00	\$10,000.00
2009418	4600	\$0.00		\$0.00	\$0.00	\$0.00
2009419	4600	\$0.00		\$0.00	\$0.00	\$0.00
2009420	4600	\$7,497.69	0.97123247	\$7,282.00	\$215.69	\$0.00
2009421	4600	\$1,762.28	0	\$0.00	\$896.05	\$866.23
2009422	4600	\$6,088.02	0.00448093	\$27.28	\$4,617.98	\$1,442.76
2009423	4600	\$48,000.00	0.0042825	\$205.56	\$47,794.44	\$0.00
2009424	4600	\$4,800.00	0.375	\$1,800.00	\$3,000.00	\$0.00
2009425	4600	\$3,500.00	0.51942286	\$1,817.98	\$1,682.02	\$0.00
3003000	4500	\$45,500.00	0.43956044	\$20,000.00	\$0.00	\$25,500.00
3003000	4500	\$10,000.00	0	\$0.00	\$0.00	\$10,000.00
3003000	4500	\$282,814.43	0.43542135	\$123,143.44	\$82,020.58	\$77,650.41
3009110	4100	\$10,000.00	0	\$0.00	\$0.00	\$10,000.00
3009120	4100	\$6,966.00	0.02224088	\$154.93	\$180.07	\$6,631.00
3009130	4100	\$10,000.00	0	\$0.00	\$600.00	\$9,400.00
3009140	4100	\$8,000.00	0	\$0.00	\$0.00	\$8,000.00
3009160	4100	\$9,000.00	0	\$0.00	\$0.00	\$9,000.00



Fund - Expended	Function First Two Digits	Fiscal Year Budgeted Amount	% Expensed	Fiscal Year Expense Amount	Fiscal Year Encumbrance Amount	Balance
3009170	4100	\$20,000.00	0.007	\$140.00	\$0.00	\$19,860.00
3009180	4100	\$10,000.00	0	\$0.00	\$0.00	\$10,000.00
3009201	4100	\$25,075.00	0.04864965	\$1,219.89	\$20,579.00	\$3,276.11
3009202	4100	\$0.00		\$0.00	\$0.00	\$0.00
3009204	4100	\$0.00		\$0.00	\$0.00	\$0.00
3009208	4100	\$111,500.00	0	\$0.00	\$0.00	\$111,500.00
3009250	4100	\$12,084.00	0.10856504	\$1,311.90	\$7,056.00	\$3,716.10
3009251	4100	\$0.00		\$0.00	\$0.00	\$0.00
3009253	4300	\$600.00	0	\$0.00	\$400.00	\$200.00
3009253	7200	\$0.00		\$0.00	\$0.00	\$0.00
3009258	4100	\$145,006.00	0	\$0.00	\$137,312.00	\$7,694.00
3009301	4500	\$4,500.00	0	\$0.00	\$4,500.00	\$0.00
3009302	4500	\$10,114.31	0.24419758	\$2,469.89	\$7,600.00	\$44.42
3009303	4600	\$4,517.09	0.22475975	\$1,015.26	\$2,500.00	\$1,001.83
3009304	4600	\$8,878.13	0.34377059	\$3,052.04	\$2,266.91	\$3,559.18
3009313	4100	\$29,150.00	0.49632796	\$14,467.96	\$2,396.57	\$12,285.47
3009325	4100	\$0.00		\$0.00	\$0.00	\$0.00
3009334	4300	\$29,223.18	0.00586007	\$171.25	\$26,009.72	\$3,042.21
3009390	4600	\$7,500.00	0	\$0.00	\$7,500.00	\$0.00
3009410	4500	\$2,013.29	0.56134983	\$1,130.16	\$711.00	\$172.13
4019010	7200	\$0.00		\$0.00	\$0.00	\$0.00
4019011	3200	\$45,963.25	1	\$45,963.25	\$0.00	\$0.00
4019011	7500	\$2,265.67	1	\$2,265.67	\$0.00	\$0.00
4019012	3200	\$323,547.04	0.12734127	\$41,200.89	\$43,543.75	\$238,802.40
4019018	3200	\$0.00		\$0.00	\$0.00	\$0.00
4019018	7200	\$0.00		\$0.00	\$0.00	\$0.00
4019019	3200	\$0.00		\$0.00	\$0.00	\$0.00
4019019	7500	\$0.00		\$0.00	\$0.00	\$0.00
4019020	7200	\$0.00		\$0.00	\$0.00	\$0.00
4019021	3200	\$333.86	1	\$333.86	\$0.00	\$0.00
4019021	7500	\$13,950.04	1	\$13,950.04	\$0.00	\$0.00
4019022	3200	\$8,625.60	0.03199777	\$276.00	\$0.00	\$8,349.60
4019030	7200	\$0.00		\$0.00	\$0.00	\$0.00
4019031	3200	\$55,414.94	1	\$55,414.94	\$0.00	\$0.00
4019031	7500	\$910.35	1	\$910.35	\$0.00	\$0.00
4019032	3200	\$385,000.00	0.44085535	\$169,729.31	\$50,311.17	\$164,959.52
4019032	7200	\$0.00		\$0.00	\$0.00	\$0.00
4019038	3200	\$0.00		\$0.00	\$0.00	\$0.00
4019038	7200	\$0.00		\$0.00	\$0.00	\$0.00
4019039	3200	\$0.00		\$0.00	\$0.00	\$0.00
4019039	7500	\$0.00		\$0.00	\$0.00	\$0.00
4019041	3200	\$4,991.45	1	\$4,991.45	\$0.00	\$0.00
4019041	7500	\$23.93	1	\$23.93	\$0.00	\$0.00
4019048	3200	\$0.00		\$0.00	\$0.00	\$0.00
4019048	7200	\$0.00		\$0.00	\$0.00	\$0.00
4019049	3200	\$0.00		\$0.00	\$0.00	\$0.00



Fund - Expdger	Function First Two Digits	Fiscal Year Budgeted Amount	% Expensed	Fiscal Year Expense Amount	Fiscal Year Encumbrance Amount	Balance
4019049	7500	\$0.00		\$0.00	\$0.00	\$0.00
4519010	2900	\$0.00		\$0.00	\$0.00	\$0.00
4519011	2900	\$0.00		\$0.00	\$0.00	\$0.00
4519012	2900	\$19,800.00	0	\$0.00	\$0.00	\$19,800.00
4519019	2900	\$0.00		\$0.00	\$0.00	\$0.00
4639017	7500	\$0.00		\$0.00	\$0.00	\$0.00
4679020	2100	\$0.00		\$45,856.35	\$0.00	(\$45,856.35)
4679020	2200	\$0.00		\$0.00	\$0.00	\$0.00
4679021	2100	\$441,636.84	0.23061643	\$101,848.71	\$12,284.40	\$327,503.73
4679021	2100	\$0.00		\$0.00	\$0.00	\$0.00
4679021	2200	\$4,300.00	0.40055581	\$1,722.39	\$0.00	\$2,577.61
4999018	1200	\$0.00		\$0.00	\$0.00	\$0.00
4999018	7400	\$0.00		\$0.00	\$0.00	\$0.00
4999019	1200	\$0.00		\$0.00	\$0.00	\$0.00
4999019	2200	\$0.00		\$0.00	\$0.00	\$0.00
4999019	2400	\$0.00		\$0.00	\$0.00	\$0.00
4999019	2600	\$0.00		\$0.00	\$0.00	\$0.00
4999019	2700	\$0.00		\$0.00	\$0.00	\$0.00
5079021	1100	\$0.00		\$0.00	\$0.00	\$0.00
5079021	2200	\$9,892.47	0.96892182	\$9,585.03	\$0.00	\$307.44
5079021	2200	\$0.00		\$0.00	\$0.00	\$0.00
5079021	3200	\$4.73	0	\$0.00	\$0.00	\$4.73
5079022	1100	\$3,592,651.92	0	\$0.00	\$148,500.00	\$3,444,151.92
5079121	1100	\$463,920.35	0.02463052	\$11,426.60	\$1,850.00	\$450,643.75
5079121	2200	\$134,623.30	0	\$0.00	\$0.00	\$134,623.30
5079121	2700	\$970,975.55	0.6816529	\$661,868.30	\$101,726.60	\$207,380.65
5079222	2100	\$15,384.31	0	\$0.00	\$0.00	\$15,384.31
5109021	1100	\$0.00		\$0.00	\$0.00	\$0.00
5109021	1100	\$0.00		\$0.00	\$0.00	\$0.00
5109021	2800	\$0.00		\$0.00	\$0.00	\$0.00
5109021	3200	\$0.00		\$0.00	\$0.00	\$0.00
5109121	2600	\$0.00		\$0.00	\$0.00	\$0.00
5169021	1200	\$98,008.95	1.050265	\$102,935.37	\$0.00	(\$4,926.42)
5169021	1200	\$41,340.33	0.92508236	\$38,243.21	\$0.00	\$3,097.12
5169021	1200	\$19,642.30	1.00846999	\$19,808.67	\$0.00	(\$166.37)
5169021	1200	\$34.61	0	\$0.00	\$0.00	\$34.61
5169021	2100	\$12,703.10	0	\$0.00	\$0.00	\$12,703.10
5169021	2100	\$17,701.35	1.48143955	\$26,223.48	\$0.00	(\$8,522.13)
5169021	2100	\$0.00		\$0.00	\$0.00	\$0.00
5169021	2100	\$2,322.43	0	\$0.00	\$0.00	\$2,322.43
5169021	2100	\$552.19	0	\$0.00	\$0.00	\$552.19
5169021	2400	\$25,840.93	0.25157454	\$6,500.92	\$0.00	\$19,340.01
5169021	2400	\$7,342.62	1.20552065	\$8,851.68	\$0.00	(\$1,509.06)
5169021	3200	\$17.52	0	\$0.00	\$0.00	\$17.52
5169022	1200	\$607,522.44	0.26972324	\$163,862.92	\$0.00	\$443,659.52
5169022	1200	\$224,432.73	0.27389958	\$61,472.03	\$0.00	\$162,960.70
5169022	1200	\$116,575.16	0.27242845	\$31,758.39	\$0.00	\$84,816.77

Fund - Expledger	Function First Two Digits	Fiscal Year Budgeted Amount	% Expensed	Fiscal Year Expense Amount	Fiscal Year Encumbrance Amount	Balance
5169022	1200	\$7,166.67	0.04759533	\$341.10	\$1,658.90	\$5,166.67
5169022	2100	\$99,621.66	0	\$0.00	\$0.00	\$99,621.66
5169022	2100	\$220,836.40	0.18093385	\$39,956.78	\$791.52	\$180,088.10
5169022	2100	\$18,480.00	0	\$0.00	\$0.00	\$18,480.00
5169022	2200	\$54,707.06	0.531901	\$29,098.74	\$2,380.00	\$23,228.32
5169022	2400	\$42,965.18	0	\$0.00	\$0.00	\$42,965.18
5169022	2400	\$56,195.05	0.27727264	\$15,581.35	\$0.00	\$40,613.70
5169022	3200	\$31,469.41	0.94117653	\$29,618.27	\$1,851.14	\$0.00
5169122	1200	\$248,308.53	0	\$0.00	\$0.00	\$248,308.53
5169122	1200	\$20,000.00	0	\$0.00	\$0.00	\$20,000.00
5169122	2200	\$45,000.00	0	\$0.00	\$0.00	\$45,000.00
5169122	3200	\$6,912.22	0	\$0.00	\$6,185.19	\$727.03
5519121	1200	\$0.00		\$0.00	\$0.00	\$0.00
5519121	1200	\$8,638.42	0.96295387	\$8,318.40	\$0.00	\$320.02
5519121	2200	\$750.00	1	\$750.00	\$0.00	\$0.00
5519122	1200	\$6,960.14	0.07228303	\$503.10	\$4,496.90	\$1,960.14
5729021	1200	\$45,015.46	1.23355665	\$55,529.12	\$0.00	(\$10,513.66)
5729021	2200	\$27,734.10	0.00919518	\$255.02	\$0.00	\$27,479.08
5729021	3200	\$999.78	0	\$0.00	\$0.00	\$999.78
5729021	3200	\$583.57	0	\$0.00	\$0.00	\$583.57
5729022	1200	\$475,044.46	0.28523518	\$135,499.39	\$0.00	\$339,545.07
5729022	2200	\$0.00		\$324.54	\$0.00	(\$324.54)
5729022	3200	\$1,850.00	0	\$0.00	\$0.00	\$1,850.00
5729022	3200	\$4,000.00	0.48957	\$1,958.28	\$1,615.72	\$426.00
5729121	1100	\$166,284.55	0.30858333	\$51,312.64	\$0.00	\$114,971.91
5729122	1100	\$210,785.34	0.04356275	\$9,182.39	\$2,707.00	\$198,895.95
5729221	1100	\$10,107.88	1	\$10,107.88	\$0.00	\$0.00
5729221	2200	\$0.00		\$0.00	\$0.00	\$0.00
5729222	1100	\$15,650.27	0	\$0.00	\$0.00	\$15,650.27
5849022	1100	\$8,000.00	0.2073075	\$1,658.46	\$6,126.45	\$215.09
5849022	2200	\$64,357.29	0.0550727	\$3,544.33	\$0.00	\$60,812.96
5849022	3200	\$3,224.05	0.13144957	\$423.80	\$2,800.25	\$0.00
5879021	1200	\$1,678.80	0.99912437	\$1,677.33	\$0.00	\$1.47
5879022	1200	\$41,014.92	0.27102357	\$11,116.01	\$2,400.00	\$27,498.91
5879121	1200	\$4,629.13	0.97188889	\$4,499.00	\$0.00	\$130.13
5879121	2200	\$546.62	0	\$0.00	\$0.00	\$546.62
5879122	1200	\$16,204.57	0	\$0.00	\$0.00	\$16,204.57
5879122	1200	\$2,500.00	0	\$0.00	\$0.00	\$2,500.00
5879122	2200	\$5,000.00	0	\$0.00	\$0.00	\$5,000.00
5909021	1100	\$0.00		\$0.00	\$0.00	\$0.00
5909021	2200	\$102,138.29	0.16145698	\$16,490.94	\$0.00	\$85,647.35
5909021	3200	\$1,166.63	0.68487867	\$799.00	\$0.00	\$367.63
5909021	7400	\$0.00		\$0.00	\$0.00	\$0.00
5909022	2200	\$197,653.67	0.23235572	\$45,925.96	\$17,586.43	\$134,141.28
5909022	3200	\$11,097.25	0.03505373	\$389.00	\$5,708.25	\$5,000.00
5999021	1100	\$20,000.00	0.2677005	\$5,354.01	\$0.00	\$14,645.99

Fund - Expdger	Function First Two Digits	Fiscal Year Budgeted Amount	% Expensed	Fiscal Year Expense Amount	Fiscal Year Encumbrance Amount	Balance
5999021	2200	\$26,155.21	0.03814766	\$997.76	\$0.00	\$25,157.45
5999021	3200	\$718.81	0.83332174	\$599.00	\$0.00	\$119.81
TOTALS		\$130,808,702.10				

# GENERAL FUND-TRUE DAYS CASH

Includes Emergency Levy

