Medina City Schools
General Fund Analysis
October 31, 2014

	2014-2015 Original Estimate (1)	Y-T-D Actual July 2014 - June 2015 (2)	Percent	Variance (3)
Beginning Balance - July 1, 2013		29,376,290.85		0.00
General Fund	26,122,298.67			
Other Funds - Emergency Levy	3,253,992.18			
Revenue	76,211,152.00	33,722,378.83	44.2%	42,488,773.17
	76,211,152.00	**33,722,378.83**		**42,488,773.17**
Expenditures	73,171,112.00	24,333,240.72	33.3%	48,837,871.28
Encumberance	450,000.00	2,236,013.36		-1,786,013.36
	73,621,112.00	**26,569,254.08**		**47,051,857.92**
Ending Balance - June 30, 2015	31,966,330.85	36,529,415.60		-4,563,084.75

Original Estimate revenue, expenditure and encumbrance taken from five-year forecast.
Includes November 2013 Emergency Levy

General Fund Summary

October 2014

Revenues

1. Real Property Taxes – Total Real Property Taxes received from the beginning of the fiscal year until October 31, 2014 is $23,705,249.78. This is an increase of 20.1% above last year's taxes received at this time and is mainly due to the Emergency Levy passage plus the district has revised the receipt to include Public Utility. This was formerly listed under the personal property revenue line. $4,581.36 was collected in October.

2. Personal Property Taxes – Total Personal Property Taxes received from the beginning of the fiscal year until October 31, 2014 is $-0-. These monies were distributed in the past upon settlement from the County Auditor. These monies no longer exist except if the auditor collects on delinquencies. The monies listed over the prior years were Public Utility real property and are being listed with the real property receipts and are figured in the percentage over/under. $-0- was collected in October.

3. State Foundation – State Foundation monies received from the State of Ohio from the beginning of the fiscal year until October 31, 2014 total $6,467,169.53. This is an increase of 13.4% above last year's foundation money received at this time. This includes $179,656.60 in Casino revenues for the year. The current increase is due to payment based upon the Governor's funding formula. $1,531,480.03 was collected in October.

4. Restricted Aid – Restricted Aid monies are for Career Tech, Education Jobs and ARRA funding. Monies received from the beginning of the fiscal year until October 31, 2014 total $2,115.74. The prior year's figure was based upon 2012 and was corrected as the year progressed by the Ohio Department of Education. $528.92 was collected in October.

5. Homestead and Rollback – Monies received from the State of Ohio from the beginning of the fiscal year until October 31, 2014 total $2,614,325.52. Receipts are based upon the real property taxes collected and Homestead filings with the County Auditor. These revenues also include monies for personal property tax loss reimbursement from the State. The State has shifted and reduced the distribution of personal property tax loss reimbursement from August/November/May to November/May. $2,614,325.52 was collected in October.

6. Other – Other monies received from the beginning of the fiscal year until October 31, 2014 total $933,518.26. This is a decrease of 24.2% below last year at this time and is due to a large reimbursement from the Bureau of Workers Compensation, Medina County ESC, and SERS in FY14. $349,951.10 was collected in October.

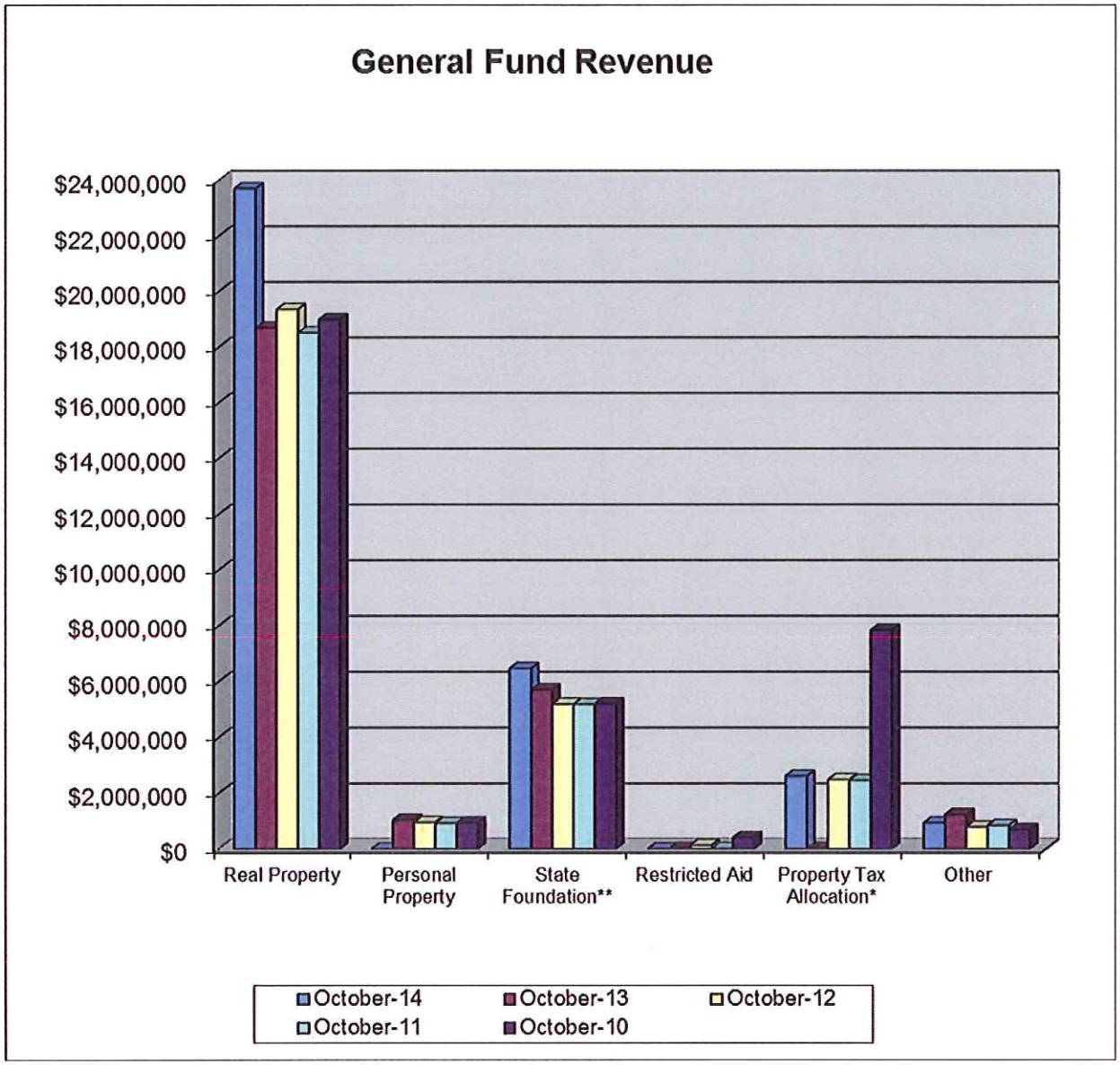

	October-14	October-13	October-12	October-11	October-10	Current Forecast	
Real Property	$23,705,250	$18,693,602	$19,361,158	$18,513,796	$18,991,523	$45,992,580	
Personal Property	$0	$1,036,985	$956,682	$924,979	$931,628	$0	
State Foundation**	$6,467,170	$5,703,727	$5,187,271	$5,185,583	$5,204,293	$18,786,618	**
Restricted Aid	$2,116	$11,370	$130,702	$11,370	$398,043	$6,300	
Property Tax Allocation*	$2,614,326	$10,454	$2,486,014	$2,454,579	$7,838,236	$9,476,273	*
Other	$933,518	$1,232,319	$791,928	$843,817	$699,043	$1,245,858	
Total	$33,722,379	$26,688,456	$28,913,755	$27,934,124	$34,062,765	$75,507,629	

* Includes Homestead/Rollback, Tangible Personal Property Tax Fixed Rate Loss Reimbursement and Electric Deregulation.
** Includes Casino Revenue in State Foundation beginning January 2013 and Economic Disadvantaged Funding in November 2013.

General Fund Summary

October 2014

Expenditures

1. Personnel Services– The costs for personnel services for the School District from the beginning of the fiscal year until October 31, 2014 was $13,559,501.93. This was an increase of 2.3% above last year at this time. $3,187,620.38 was spent in October.

2. Benefits – The cost for benefits for the School District from the beginning of the fiscal year until October 31, 2014 was $4,906,697.78. This was an increase of 0.2% above last year at this time. $1,229,717.96 was spent in October.

3. Purchased Services – The cost for purchased services for the district from the beginning of the fiscal year until October 31, 2014 total $3,095,917.67. This was a 17.5% increase above last year at this time. $1,003,812.55 was spent in October. Professional Services, Legal Services, Insurance, Rentals and Leases, Electricity, Gas, Special Education Services, Open Enrollment, Community School, Post-Secondary and Other Tuition account for the increase.

4. Supplies and Materials – The cost for supplies and materials for the district from the beginning of the fiscal year until October 31, 2014 total $558,490.22. This was a 18.6% increase above last year at this time. $155,142.49 was spent in October. Office Supplies, Nursing Supplies, Textbooks, Library Books, Subscriptions, Fuel and Tires and Tubes accounted for this increase.

5. Capital Outlay – The cost for capital outlay for the district from the beginning of the fiscal year until October 31, 2014 total $1,236,758.58. This was a 1,107.7% increase above last year at this time and was for the purchase of computers and other instructional equipment. $328,918.92 was spent in October.

6. Other – The cost of other expenditures excluding transfers for the district was $668,337.04 for the fiscal year until October 31, 2014. This was a 19.2% increase above last year at this time. $233,021.09 was spent in October. Auditor/Treasurer Fees, Dues and Fees, County Board Services (this is due to recoding services provided), and Liability Insurance make up the majority of this decrease.

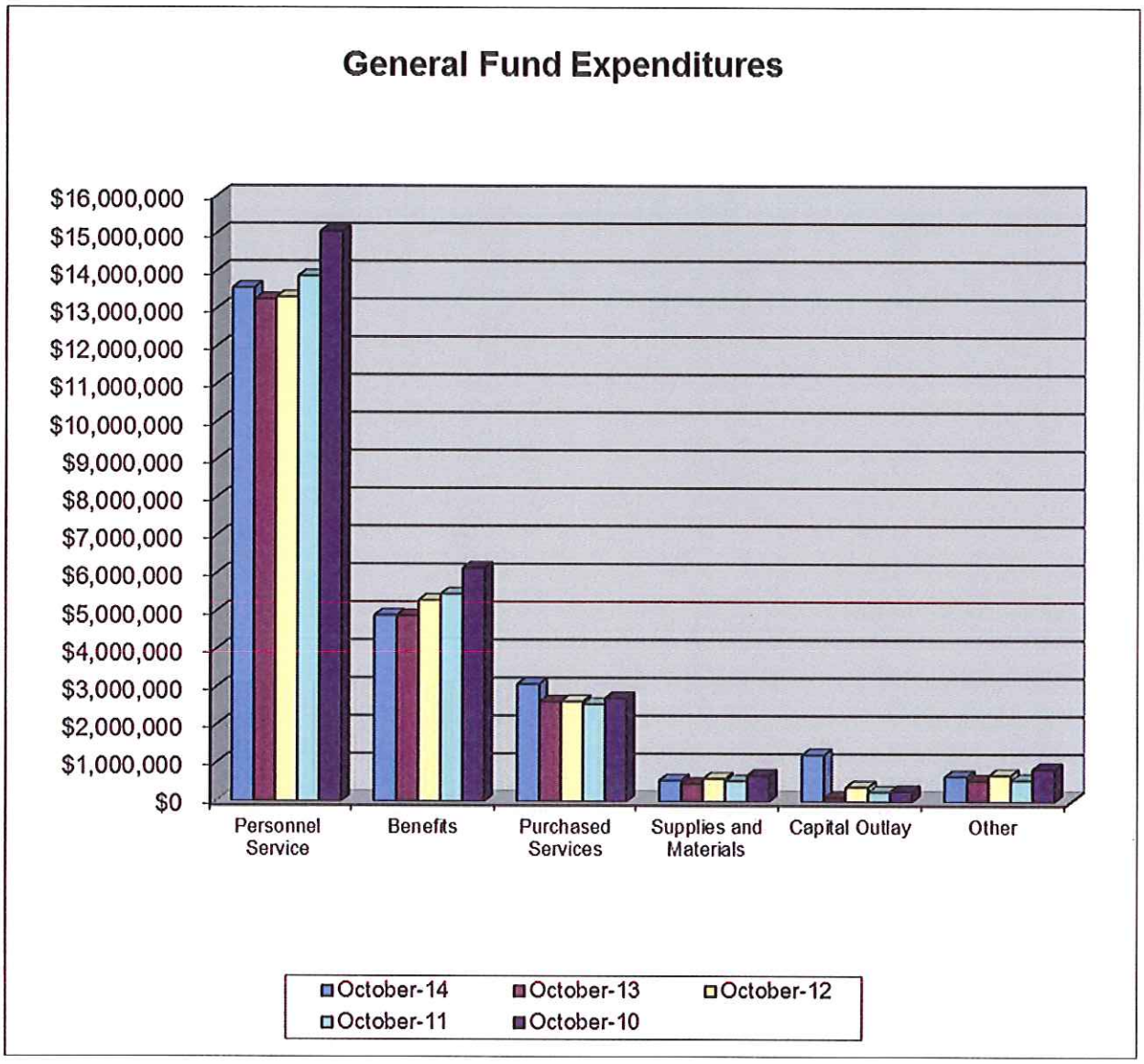

	October-14	October-13	October-12	October-11	October-10	Current Forecast
Personnel Service	$13,559,502	$13,257,892	$13,312,054	$13,870,554	$15,053,535	$42,820,287
Benefits	$4,906,698	$4,897,834	$5,304,278	$5,467,295	$6,152,410	$15,530,764
Purchased Services	$3,095,918	$2,634,583	$2,638,966	$2,565,245	$2,720,874	$8,311,504
Supplies and Materials	$558,490	$470,951	$608,210	$543,594	$689,310	$1,704,583
Capital Outlay	$1,236,759	$102,405	$389,324	$258,486	$272,523	$1,612,316
Other	$668,337	$560,492	$700,583	$571,297	$859,296	$1,621,675
Transfers and Adv., Etc.	$307,538	$0	$0	$1,500	$0	$529,363
Other than Debt						
Total	$24,333,241	$21,924,159	$22,953,416	$23,277,970	$25,747,948	$72,130,492

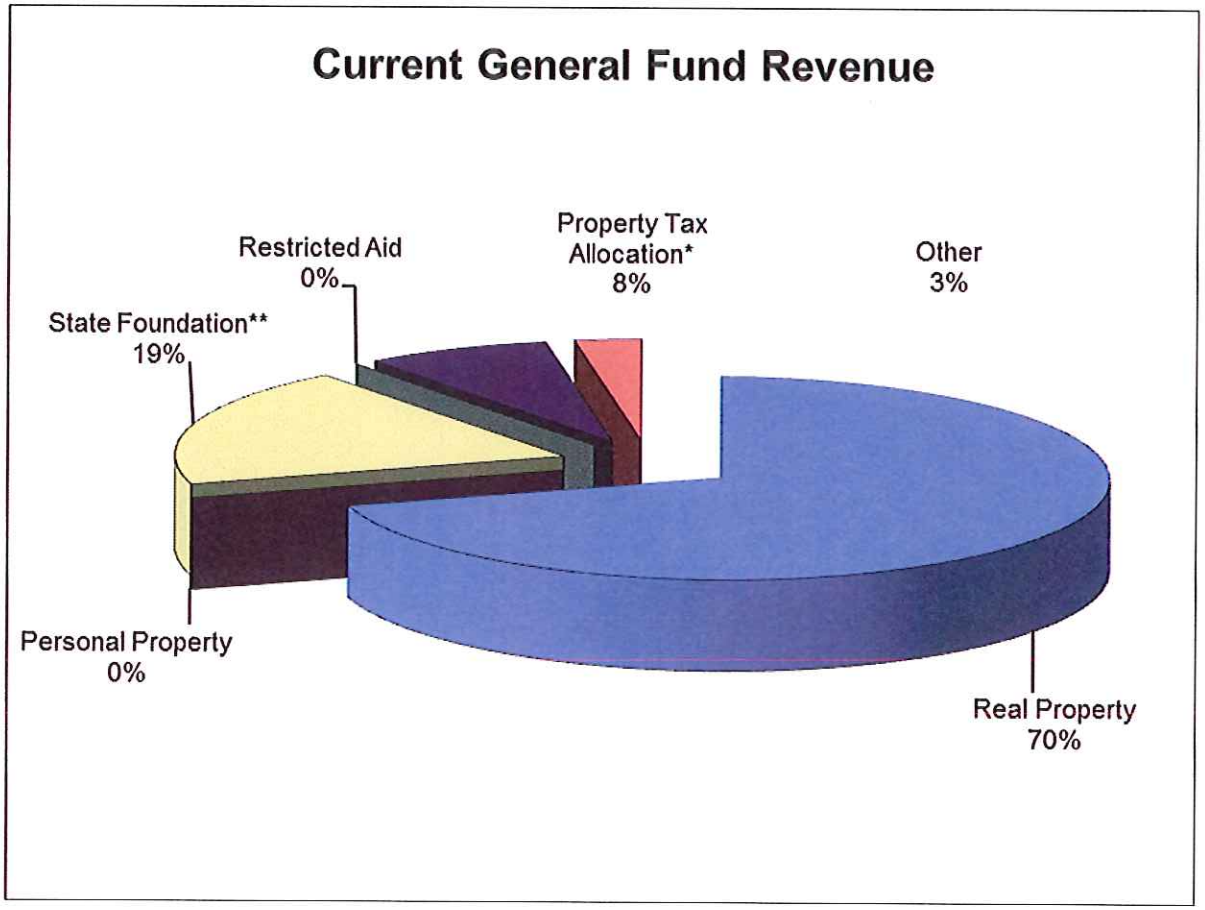
Current General Fund Revenue
Restricted Aid
0%
Property Tax
Allocation*
8%
Other
3%
State Foundation**
19%
Personal Property
0%
Real Property
70%

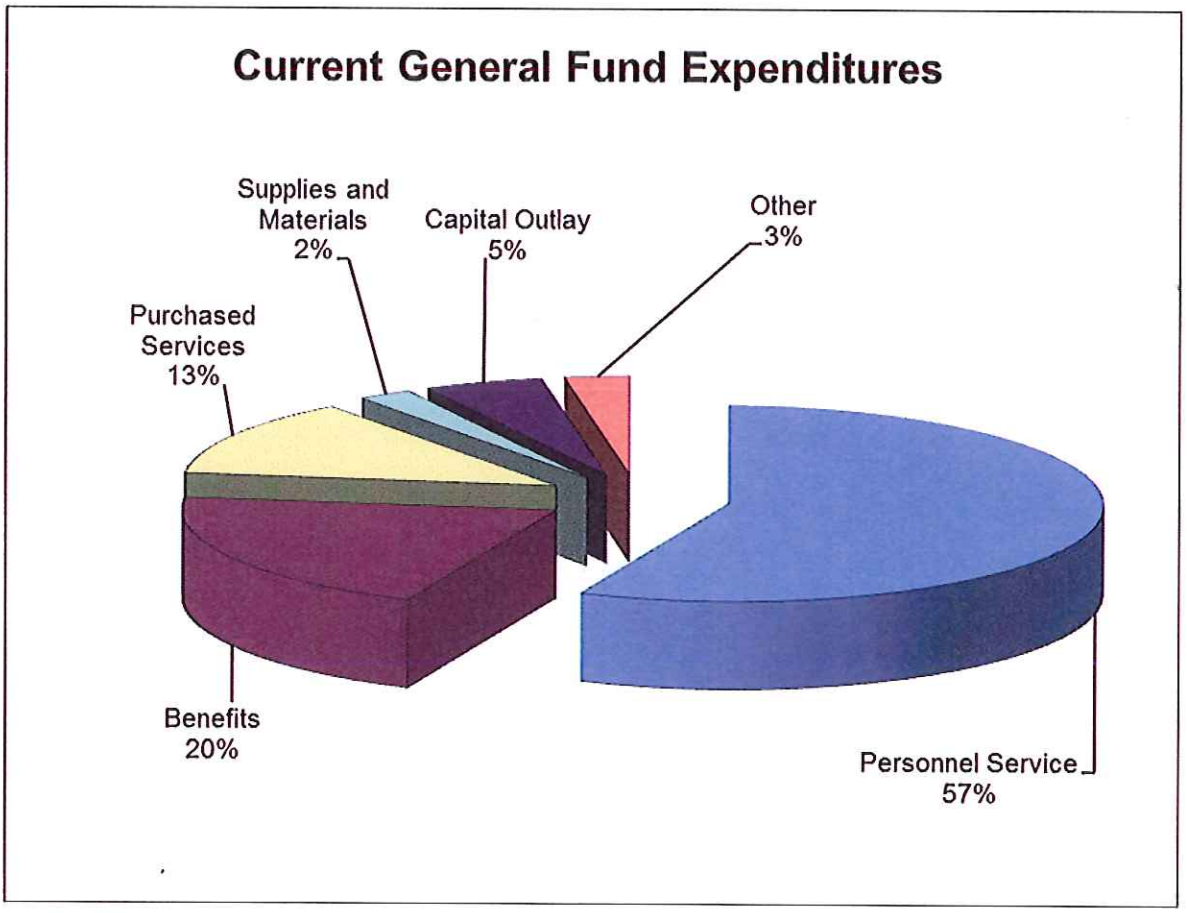
Current General Fund Expenditures
Supplies and
Materials
2%
Capital Outlay
5%
Other
3%
Purchased
Services
13%
Benefits
20%
Personnel Service
57%

Oct 2014 Bank Reconciliation

October 31, 2014

				Balance
Bank Balance - Regular Account				1,909,651.82
Petty Cash				
Financial Checks Outstanding	561,371.26			
Worker Comp Outstanding	1,261.31			
Payroll Checks Outstanding	80,293.85			
	(642,926.42)			1,266,725.40
Petty Cash				
Investments:				
Sweep Account	7,015,000.00			
Baird Investments	22,025,864.51			
T. Rowe - Collins	419,398.70		651,715.32	
T. Rowe - Bushman	0.00	419,398.70	4,551.36	
Scudder -Collins	232,316.62		656,266.68	
Scudder - Bushman	4,551.36	236,867.98		
Kanehl Stocks (reduced by $11,637.50 - stock converted to cash)	4,237.74	656,266.68		
Star Ohio (22923)	11,986,051.90			
Star Ohio - Bonds (33362)	11,576.16			
Star Ohio - Bonds (66088)	32,148.66			
Star Ohio - Bonds (53032)	0.00			
Star Ohio - Bonds (61415)	0.00	12,029,776.72		
Star Plus 104791113939	15,025,575.24			
Total	56,756,720.89	56,756,720.89		58,023,446.29
Adjustments				
Deposits in Transit	4,159.28			
NSF Checks	282.00			
Bank Error	0.00			
Expenses not posted	2,324.93			
Other adjustments (see below)	0.00			
Total	6,766.21			58,030,212.50
MCSD Balance				58,030,212.50
Difference Between Bank vs. Book				0.00

MEDINA CITY SCHOOLS
SALES TAX UPDATE

Date	Sales Tax Description	Receipts	Expenditures	Balance
July 1, 2014	Beginning Balance (071) Sales Tax and (002-9012) Bond			$ 3,474,692.29
July	BOE Breakroom Faucet		$285.00	$ 3,474,407.29
	Architectural Services		$1,560.00	$ 3,472,847.29
	Asbestos Consulting Services		$525.00	$ 3,472,322.29
	Claggett Renovations		$33,312.40	$ 3,439,009.89
	Additional Work Stations		$4,449.11	$ 3,434,560.78
	Work Stations - Central Office		$9,000.00	$ 3,425,560.78
	Homestead Dr. Extension		$5,800.00	$ 3,419,760.78
	Two Way Radios		$870.00	$ 3,418,890.78
	Buses		$1,179,285.00	$ 2,239,605.78
	Lease/Purchase		$74,038.63	$ 2,165,567.15
	Repair Work - H S Ble		$2,250.00	$ 2,163,317.15
	Structural Consulting		$250.00	$ 2,163,067.15
	Sales Tax Distribution	$642,555.85		$ 2,805,623.00
August	Architechtural Services		$1,480.00	$ 2,804,143.00
	Additional Work Stations		$787.48	$ 2,803,355.52
	Claggett Renovations		$48,695.60	$ 2,754,659.92
September	E250 Cargo Van		$20,995.00	$ 2,733,664.92
	Restroom Partitions		$2,183.10	$ 2,731,481.82
	Brightlink White Boards		$6,225.00	$ 2,725,256.82
October	Claggett Renovations		$71,642.00	$ 2,653,614.82
	Restroom Partitions		$375.00	$ 2,653,239.82
	Sales Tax Distribution	$767,909.65		$ 3,421,149.47
	Fiscal Year Totals	$1,410,465.50	$1,464,008.32	

RedTree Investment Group
Monthly Investment Report
Medina City Schools
US Bank Acct #001050970982
Attn: David Chambers
October 31, 2014

Monthly Cash Flow Activity

From 09-30-14 through 10-31-14

Beginning Book Value	22,006,679.93
Contributions	-
Withdrawals	-
Realized Gains/Losses	-
Gross Interest Earnings	19,184.58
Ending Book Value	22,025,864.51

Market Value Summary

Security Type	Market Value	Pct. Assets	Avg Yield at Cost	Wght Avg Mat
Money Market Fund				
MONEY MARKET FUND	2,504,656.07	11.3	0.01	0.00
Fixed Income				
U.S. GOVERNMENT AGENCY NOTES	15,691,616.10	71.1	0.79	2.20
U.S. TREASURY NOTES	3,856,145.15	17.5	0.55	1.78
Accrued Interest	28,356.22	0.1		
TOTAL PORTFOLIO	**22,080,773.54**	**100.0**	**0.66**	**1.88**

Maturity Distribution

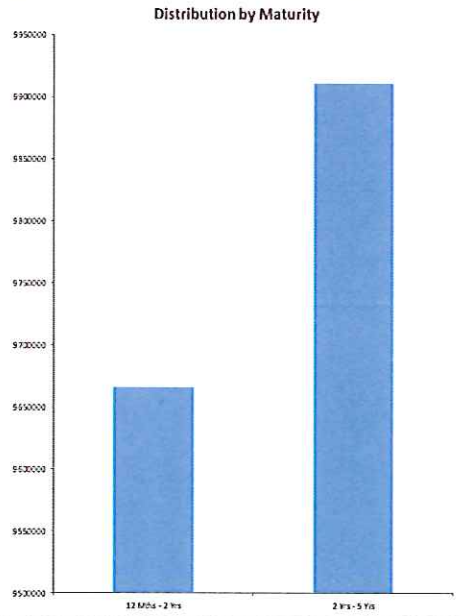

Security Type Allocation

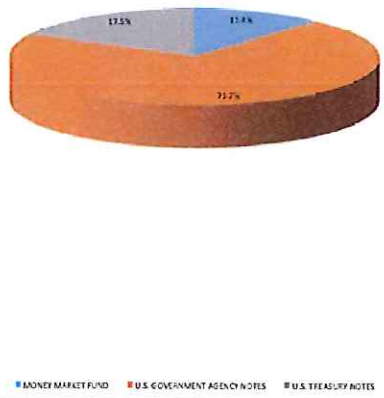

Disclosures: RedTree's internal accounting system is used as the source of the market value of the information reported above. Although obtained from a source believed to be reliable, we cannot guarantee its accuracy. You should review all account statements provided by the custodian and compare with the statements provided by RedTree.

RedTree Investment Group
Portfolio Holdings Report
Medina City Schools
US Bank Acct #001050970982
October 31, 2014

Quantity	Cusip	Security Description	Moody's	S&P	Cost Basis	Market Value	Yield at Cost	Wtd Maturity
U.S. GOVERNMENT AGENCY NOTES								
1,800,000	3130A0SD3	Federal Home Ln Bank 0.375% Due 02-19-16	Aaa	AA+	1,800,000.00	1,802,037.60	0.37	1.30
2,000,000	3133834R9	Federal Home Ln Bank 0.375% Due 06-24-16	Aaa	AA+	1,996,757.10	1,996,864.00	0.46	1.64
2,000,000	3130A2DK9	Federal Home Ln Bank 0.590% Due 09-12-16	Aaa	AA+	1,998,460.00	2,001,746.00	0.63	1.85
2,100,000	3130A23K0	Federal Home Ln Bank 0.720% Due 12-16-16	Aaa	AA+	2,100,000.00	2,099,489.70	0.72	2.10
1,750,000	3133782N0	Federal Home Ln Bank 0.875% Due 03-10-17	Aaa	AA+	1,748,915.00	1,754,224.50	0.90	2.33
2,200,000	3134G5AG0	Federal Home Ln Mtg 1.100% Due 06-30-17	Aaa	AA+	2,199,835.00	2,200,061.60	1.10	2.61
2,200,000	3135G0MZ3	Federal Natl Mtg Assoc 0.875% Due 08-28-17	Aaa	AA+	2,187,119.00	2,194,601.20	1.06	2.78
1,650,000	3135G0PQ0	Federal Natl Mtg Assoc 0.875% Due 10-26-17	Aaa	AA+	1,642,657.50	1,642,591.50	1.03	2.94
	Accrued Interest					25,144.37		
					15,673,743.60	15,716,760.47	0.79	2.20
U.S. TREASURY NOTES								
1,650,000	912828WM8	US Treasury Note 0.375% Due 05-31-16	Aaa	AA+	1,647,550.78	1,651,159.95	0.45	1.57
2,200,000	912828WA4	US Treasury Note 0.625% Due 10-15-16	Aaa	AA+	2,199,914.06	2,204,985.20	0.63	1.94
	Accrued Interest					3,211.84		
					3,847,464.84	3,859,356.99	0.55	1.78
MONEY MARKET FUND								
	USBMMF	First American Treasury Obligations Fund			2,504,656.07	2,504,656.07	0.01	
TOTAL PORTFOLIO					**22,025,864.51**	**22,080,773.54**	**0.66**	**1.88**

RedTree Investment Group
INCOME - SETTLED TRADES
Medina City Schools
US Bank Acct #001050970982
Attn: David Chambers
From 10-01-14 Through 10-31-14

Ex-Date	Pay-Date	Security	Amount
U.S. GOVERNMENT AGENCY NOTES			
10-24-2014	10-24-2014	Federal Home Ln Mtg 2.000% Due 07-24-19	4,025.00
10-28-2014	10-28-2014	Federal Home Ln Bank 1.150% Due 07-28-17	4,743.75
10-30-2014	10-30-2014	Federal Natl Mtg Assoc 0.875% Due 10-26-17	-160.42
10-31-2014	10-31-2014	Federal Home Ln Mtg 0.900% Due 01-31-17	3,701.25
			12,309.58
U.S. TREASURY NOTES			
10-15-2014	10-15-2014	US Treasury Note 0.625% Due 10-15-16	6,875.00
			6,875.00
NET INCOME			19,184.58

RedTree Investment Group
PURCHASE AND SALE - SETTLED TRADES
Medina City Schools
US Bank Acct #001050970982
Attn: David Chambers
From 10-01-14 To 10-31-14

Trade Date	Settle Date	Quantity	Security	Unit Price	Amount
PURCHASES					
10-30-2014	10-30-2014	1,650,000	Federal Natl Mtg Assoc 0.875% Due 10-26-17	99.55	1,642,657.50
					1,642,657.50
SALES					
10-28-2014	10-28-2014	1,650,000	Federal Home Ln Bank 1.150% Due 07-28-17	100.00	1,650,000.00
10-24-2014	10-24-2014	805,000	Federal Home Ln Mtg 2.000% Due 07-24-19	100.00	805,000.00
10-31-2014	10-31-2014	1,645,000	Federal Home Ln Mtg 0.900% Due 01-31-17	100.00	1,645,000.00
					4,100,000.00

RedTree Investment Group
REALIZED GAINS AND LOSSES - SETTLED TRADES
Medina City Schools
US Bank Acct #001050970982
Attn: David Chambers
From 10-01-14 Through 10-31-14

Open Date	Close Date	Quantity	Security	Cost Basis	Proceeds	Gain Or Loss Short Term	Gain Or Loss Long Term
07-24-2014	10-24-2014	805,000	Federal Home Ln Mtg 2.000% Due 07-24-19	805,000.00	805,000.00	0.00	
07-28-2014	10-28-2014	1,650,000	Federal Home Ln Bank 1.150% Due 07-28-17	1,650,000.00	1,650,000.00	0.00	
07-31-2014	10-31-2014	1,645,000	Federal Home Ln Mtg 0.900% Due 01-31-17	1,645,000.00	1,645,000.00	0.00	
TOTAL GAINS						0.00	0.00
TOTAL LOSSES						0.00	0.00
				4,100,000.00	4,100,000.00	0.00	0.00
TOTAL REALIZED GAIN/LOSS			0.00				

F I N A N C I A L S U M M A R Y R E P O R T

Processing Month: October 2014

MEDINA CITY SCHOOL DISTRICT

Fnd	Scc	Description	Beginning Balance	MTD Revenues	FYTD Revenues	MTD Expenditures	FYTD Expenditures	Current Available Balance
001	0000	GENERAL FUND	26,122,298.67	4,429,668.46	30,464,425.70	6,006,775.08	24,004,871.49	32,581,852.88
002	0000	BOND RETIREMENT	1,123,790.47	94,303.98	689,504.26	518.09	7,953.67	1,805,341.06
002	9000	BOND RETIREMENT - NEW ELE	3,865,065.17	208,105.80	2,011,021.09	1,511.08	23,198.27	5,852,887.99
002	9012	LOCAL SALES TAX RETIREMEN	1,129,469.31	.00	.00	.00	.00	1,129,469.31
002	9014	CONSOLIDATION - ENERGY &	.09	.00	307,537.50	307,537.45	307,537.45	.14
003	0000	PERMANENT IMPROVEMENT FUN	22,840.98	.00	.00	.00	20,000.00	2,840.98
003	9001	MEDINA COUNTY REC CENTER-	231,516.05	.00	.00	10,355.63-	23,073.68	208,442.37
004	9001	NEW JR HIGH AND CANAVAN R	495.77	.00	.00	.00	.00	495.77
004	9002	FUTURE CONSTRUCTION	11,078.19	.00	.00	.00	.00	11,078.19
004	9008	NEW CONSTRUCTION - SENIOR	32,142.58	.00	.00	.00	.00	32,142.58
006	0000	LUNCHROOM FUND	133,712.44	183,051.98	456,532.19	271,515.02	635,250.20	45,005.57-
006	9006	FOOD SVC FEDERAL FUNDS	86,945.46	9.69	36.85	22,032.33	69,920.52	17,061.79
007	9110	ART TRUST - GARFIELD	9,766.18	5.55	10.94	.00	.00	9,777.12
007	9333	RIOS STUDENT LEADER SCHOL	23,746.72	13.50	26.59	.00	.00	23,773.31
007	9901	BIXLER SCHOLARSHIP FUND	125.00	.00	.00	.00	.00	125.00
008	9002	KANEHL MUSIC TRUST	30,414.17	17.30	57.61	.00	.00	30,471.78
008	9003	RICHARD HOFFMAN COLLINS M	678,776.06	.00	17,060.74-	.00	20,000.00	641,715.32
008	9112	ELAINE BUSHMAN FUND	18,034.33	.00	172.35-	.00	.00	17,861.98
009	9110	UNIFORM SUPPLIES GARFIELD	21,820.28	308.00	4,988.99	179.97	4,124.92	22,684.35
009	9111	SCHOOL STORE GARFIELD	780.03	.00	5.64	.00	50.00	735.67
009	9120	UNIFORM SUPPLIES - CANAVA	12,775.89	1,336.87	10,316.87	634.03	5,327.67	17,765.09
009	9122	SCHOOL STORE - CANAVAN	586.69	.00	.00	.00	.00	586.69
009	9130	UNIFORM SUPPLIES - FENN	26,585.57	1,645.25	10,442.96	950.57	5,654.26	31,374.27
009	9140	UNIFORM SUPPLIES - HERITA	5,733.68	2,235.00	7,477.00	.00	929.90	12,280.78
009	9160	UNIFORM SUPPLIES - BLAKE	1,067.51	535.00	12,492.00	1,209.20	2,353.59	11,205.92
009	9170	UNIFORM SUPPLIES - RALPH	14,050.74	4,466.00	18,070.00	117.88	16,346.72	15,774.02
009	9171	SCHOOL STORE WAITE	2,564.97	.00	.00	2,514.97	2,564.97	.00
009	9180	UNIFORM SUPPLIES - ELIZA	11,270.05	512.00	11,648.00	367.11	12,345.05	10,573.00
009	9181	SCHOOL STORE NORTHROP	1,245.07	.00	.00	.00	.00	1,245.07
009	9200	UNIFORM SUPPLIES - CLAGGE	110,142.94	2,224.60	23,131.60	2,121.88	21,812.95	111,461.59
009	9210	UNIFORM SUPPLIES - A.I. R	53,635.21	2,451.00	20,917.23	4,984.46	20,893.01	53,659.43
009	9300	UNIFORM SUPPLIES - SENIOR	111,236.94	27,130.37	65,372.30	29,423.43	68,281.70	108,327.54
009	9304	AVIATION/PHOTOGAPHY	3.87	.00	.00	.00	.00	3.87
014	9014	JUV DET CTR FY 14	18,943.70	.00	67,794.74	28,443.23	64,952.77	21,785.67
014	9015	MEDINA CNTY JUV DET CNTR	.00	42,233.23	42,233.23	22,353.41	59,466.18	17,232.95-
014	9111	CFIT FY11	5,550.01	.00	.00	.00	.00	5,550.01
014	9113	EVOLVE FY13	17,598.12-	.00	.00	.00	.00	17,598.12-
014	9114	EVOLVE FY14	5,920.32	.00	4,215.75	.00	68,899.41	58,763.34-
014	9115	EVOLVE FY 15	.00	29,450.00	29,450.00	35,405.01	92,600.12	63,150.12-
014	9600	Food Service	3,625.23	.00	.00	.00	566.98	3,058.25
016	0000	EMERGENCY LEVY	3,253,992.18	75,394.55	3,257,953.13	131,458.31	328,369.23	6,183,576.08
018	0000	PRINT SHOP	8,992.57	.00	308.76	.00	3,382.00	5,919.33
018	9000	PUBLIC SCHOOL SUPPORT - S	16.70	.00	.00	.00	.00	16.70
018	9110	PRINCIPAL'S FUND - GARFIE	40,610.79	204.90	704.90	661.89	1,733.05	39,582.64
018	9113	GARFIELD MEDIA CENTER	681.92	3,235.38	3,237.55	.00	.00	3,919.47
018	9120	PRINCIPAL - CANAVAN	50,617.76	.00	.00	4,003.22	6,454.37	44,163.39

Fnd	Scc	Description	Beginning Balance	MTD Revenues	FYTD Revenues	MTD Expenditures	FYTD Expenditures	Current Available Balance
018	9123	BOOK FAIR - CANAVAN	10,119.82	4,345.23	4,344.43	.00	.00	14,464.25
018	9130	PRINCIPAL - FENN	43,883.48	1,433.95	1,551.15	130.16-	2,699.71	42,734.92
018	9132	FENN SCHOOL STORE	465.46	.00	.00	.00	.00	465.46
018	9133	BOOK FAIR - FENN	7,811.66	.00	10.00-	.00	.00	7,801.66
018	9135	MEDINA SKI TEAM - DISTRIC	5,148.34	80.00	80.00	.00	.00	5,228.34
018	9140	PRINCIPAL'S FUND - HERITA	24,245.99	392.00	1,513.91	993.88	1,138.36	24,621.54
018	9143	HERITAGE MEDIA CENTER	16,053.58	5,726.93	5,791.86	.00	352.78	21,492.66
018	9160	PRINCIPAL'S FUND - H G BL	38,960.09	231.20	231.20	232.00	935.99	38,255.30
018	9163	BLAKE MEDIA CENTER	7,143.54	5,969.34	5,969.34	.00	1,287.21	11,825.67
018	9164	FIELD TRIPS/BLAKE ELEMENT	.34	.00	.00	.00	.00	.34
018	9170	PRINCIPALS FUND - RALPH W	55,241.97	2,612.39	5,201.42	1,093.75	2,241.16	58,202.23
018	9173	MEDIA CENTER RALPH WAITE	692.33	.00	100.00	.00	.00	792.33
018	9174	FIELD TRIPS RALPH WAITE E	.00	1,153.50	1,819.50	.00	.00	1,819.50
018	9180	PRINCIPALS FUND ELIZA NOR	27,804.04	1,065.60	5,579.86	1,470.00	6,209.68	27,174.22
018	9183	MEDIA CENTER ELIZA NORTHR	3,820.18	.00	13.60	.00	.00	3,833.78
018	9184	FIELD TRIPS ELIZA NORTHRO	2,719.70	.00	146.00	.00	2,719.70	146.00
018	9200	PRINCIPAL'S FUND - CLAGGE	84,425.01	2,322.65	7,278.74	.00	3,416.52	88,287.23
018	9201	CLAGGETT M.S. - WASHINGTO	77.09	.00	.00	.00	.00	77.09
018	9203	CLAGGETT M.S. MEDIA CENTE	5,471.96	2,856.66	2,852.67	1,169.02	1,219.02	7,105.61
018	9210	PRINCIPAL'S FUND - ROOT M	18,426.77	569.00	1,884.39	709.77	8,344.99	11,966.17
018	9211	ROOT M.S. MEDIA CENTER	8,892.89	1,978.13	1,978.13	.00	283.07	10,587.95
018	9212	ROOT M.S. - WASHINGTON TR	355.00	.00	.00	.00	.00	355.00
018	9300	PRINCIPAL'S FUND - SENIOR	44,456.11	3,496.67	9,707.01	4,340.82	6,691.69	47,471.43
018	9301	MEDIA CENTER FUND	1,146.10	.00	.00	50.00	50.00	1,096.10
018	9302	SPECIAL FUNDRAISER - SENI	37,086.18	.00	.00	.00	.00	37,086.18
018	9303	PERFORMING ARTS	91,635.98	384.00	10,593.00	706.85	30,572.37	71,656.61
018	9304	BATTLING BEES BOOKSTORE	12,657.06	1,766.40	2,585.80	1,139.17	2,185.00	13,057.86
018	9305	FLEXIBLE CREDIT FUND	6,712.43	.00	150.00	.00	60.07	6,802.36
018	9900	INSERVICE - CENTRAL	3,702.01	.00	.00	.00	.00	3,702.01
018	9901	PUBLIC SCHOOL SUPPORT - I	18,280.96	.00	.00	1,595.70	2,289.51	15,991.45
018	9902	INSERVICE - SUPERINTENDEN	30,648.72	.00	.00	.00	5,927.80	24,720.92
018	9903	BOARD/STUDENT DEVELOPMENT	2,800.00	.00	.00	.00	.00	2,800.00
018	9904	WELLNESS FUND	502.00	.00	.00	.00	.00	502.00
018	9905	PUBLIC SCHOOL SUPPORT/STU	41,180.15	.00	16,000.00	.00	.00	57,180.15
018	9906	COMMUNICATIONS - PUBLIC S	2,653.03	2,178.00	3,798.00	826.25	2,927.50	3,523.53
018	9910	MAINTENANCE DEPARTMENT	4,342.09	.00	.00	.00	439.73	3,902.36
018	9920	TRSP FUND	3,290.70	.00	.00	.00	.00	3,290.70
018	9930	Resource Connection	1,500.00	.00	.00	.00	.00	1,500.00
018	9931	BUZZ ARTS FUND	2,572.20	.00	.00	.00	2,572.20	.00
019	9015	MCDAC GRANT FY15	.00	20,592.00	41,184.00	9,665.72	23,570.79	17,613.21
019	9018	LOWE'S LIGHT UP GARFIELD	48.08	.00	.00	.00	.00	48.08
019	9020	RIF PROGRAM GRANT - NORTH	400.73	.00	.00	.00	.00	400.73
019	9021	JENNINGS - BLAKE - BRYNIA	.82	.00	.00	.00	.00	.82
019	9029	MARTHA HOLDEN JENNINGS GR	6.82	.00	.00	.00	.00	6.82
019	9030	PERFORMANCE BASED ASSESSM	79.76	.00	.00	.00	.00	79.76
019	9031	PBA FY11	256.96	.00	.00	.00	.00	256.96

Fnd	Scc	Description	Beginning Balance	MTD Revenues	FYTD Revenues	MTD Expenditures	FYTD Expenditures	Current Available Balance
019	9113	ACS-HACH CHEMISTRY GRANT	96.34	.00	.00	.00	.00	96.34
019	9142	STEPHENSON FOUNDATION-MHS	4,500.00	.00	.00	.00	.00	4,500.00
019	9213	VIDEO CLUB GRANT - MHS	1,687.82	.00	.00	.00	.00	1,687.82
019	9313	JENNINGS - NORTHROP - MIL	13.86	.00	.00	.00	.00	13.86
019	9413	3M AND OTHER GRANT	152.03	.00	.00	.00	.00	152.03
019	9513	NEA STUDENT ACHIEVEMENT G	191.88	.00	.00	.00	.00	191.88
019	9613	FUEL UP - CONDOSTA - ROOT	2,412.20	.00	.00	.00	.00	2,412.20
020	9001	TRANSPORTATION ENTERPRISE	16,708.15	160.00	18,771.64	210.88	210.88	35,268.91
022	9000	Unclaimed funds	14,292.43	7,318.88	7,318.88	4,562.89	4,562.89	17,048.42
022	9093	DIVERSION PROGRAM FED MON	1,000.00	.00	.00	.00	.00	1,000.00
022	9094	DIVERSION PROGRAM - FED.	1,000.00	.00	.00	.00	.00	1,000.00
022	9300	OH HIGH SCHOOL ATH ASSOC	3,305.72	12,954.00	12,954.00	72.35	2,225.62	14,034.10
022	9999	PERFORMING ARTS CENTER	.00	54.00	54.00	.00	.00	54.00
024	9001	MEDICAL AND DRUG/SELF INS	4,441,503.64	663,327.79	2,590,958.62	471,011.93	2,336,291.15	4,696,171.11
024	9002	DENTAL SELF INSURANCE FUN	515,324.93	48,460.07	187,860.45	52,606.28	252,801.26	450,384.12
024	9005	WC - SELF INSURANCE	99,166.35	.00	.00	99,166.35	99,166.35	.00
024	9094	FLEX PRO	27,252.14	.00	.00	.00	.00	27,252.14
027	0000	WORKMANS COMP.-SELF INS	.00	109,486.41	138,234.59	4,507.70	28,537.96	109,696.63
071	9013	LOCAL SALES TAX PERMANENT	2,345,222.98	767,909.65	1,410,465.50	72,017.00	1,464,008.32	2,291,680.16
200	9110	GARFIELD STUDENT COUNCIL/	542.42	418.35	418.70	.00	.00	961.12
200	9121	ELLA CANAVAN STUDENT COUN	1,081.65	.61	1.21	.00	.00	1,082.86
200	9134	FENN STUDENT BUSINESS	.12	.12-	.12-	.00	.00	.00
200	9140	STUDENT COUNCIL - HERITAG	143.19	.08	.14	.00	.00	143.33
200	9184	NORTHRUP ELEMENTARY STUDE	84.04	.03	45.90	.00	84.05	45.89
200	9185	K-KIDS KIWANIS ACTIVITY C	1,795.55	21.53	892.87	.00	.00	2,688.42
200	9202	CLAGGETT MIDDLE SCH. STUD	8,168.90	780.55	784.76	293.18	934.25	8,019.41
200	9203	PEP CLUB - CLAGGETT MIDDL	1,336.72	.76	1.50	.00	.00	1,338.22
200	9204	CLAGGETT MIDDLE SCHOOL CH	382.34	.22	.43	.00	.00	382.77
200	9205	CLAGGETT MIDDLE SCH. BUIL	1,636.32	1.37	2.59	.00	.00	1,638.91
200	9208	MAT CLUB - CLAGGETT MIDDL	768.50	.00	.00	.00	.00	768.50
200	9209	CLAGGETT MIDDLE SCHOOL DR	8,339.04	4.74	9.33	.00	.00	8,348.37
200	9211	WORK STUDY CLUB	100.00	.06	.10	.00	.00	100.10
200	9213	ENVIRONMENTAL CLUB - CLAG	83.94	.00	.00	.00	.00	83.94
200	9251	PEP CLUB - ROOT M.S.	796.79	.45	.77	.00	.00	797.56
200	9252	CHEERLEADERS - ROOT M.S.	39.29	.02	.04	.00	.00	39.33
200	9253	BUILDERS' CLUB - ROOT M.S	3,076.09	1.75	3.45	.00	.00	3,079.54
200	9255	MAT CLUB - ROOT M.S.	44.75	.02-	.00	44.75	44.75	.00
200	9256	DRAMA CLUB - ROOT M.S.	1,989.07	1.13	2.23	.00	.00	1,991.30
200	9257	ENVIRONMENTAL CLUB - ROOT	285.01	.16	.31	.00	.00	285.32
200	9258	STUDENT COUNCIL - ROOT M.	3,332.93	1.89	3.73	.00	.00	3,336.66
200	9260	EXPLORERS TEAM - ROOT M S	178.23	.09-	.00	178.23	178.23	.00
200	9302	ART CLUB	129.51	.07	.14	.00	.00	129.65
200	9303	AMERICAN FIELD SERVICE	350.29	.20	.39	.00	.00	350.68
200	9304	CAREER ASSOCIATION	234.79	.13	.26	.00	.00	235.05
200	9307	CHOIR	37,024.60	8,111.90	12,619.12	.00	14,602.67	35,041.05
200	9308	COMPUTER CLUB	64.00	.04	.07	.00	.00	64.07

Fnd	Scc	Description	Beginning Balance	MTD Revenues	FYTD Revenues	MTD Expenditures	FYTD Expenditures	Current Available Balance
200	9310	DELTA EPSILON PHI - NAT'L	.45	.00	.00	.00	.00	.45
200	9312	DRAMA CLUB	35,053.84	19.93	39.27	.00	.00	35,093.11
200	9315	LEADER WITHIN U	267.63	.15	.30	.00	.00	267.93
200	9316	FRENCH CLUB	8.71	.00	.00	.00	.00	8.71
200	9318	G. L. C.	1,892.06	666.55	842.66	.00	.00	2,734.72
200	9321	KEY CLUB	1,657.19	827.15	2,132.11	4.23-	4.23-	3,793.53
200	9323	MEDINAMITE	967.81	.55	1.08	.00	.00	968.89
200	9324	MEDINIAN	14,033.16	985.79	2,479.04	.00	9,200.00	7,312.20
200	9325	MUSIC - BAND	9,592.91	5.05	9.95	.00	700.00	8,902.86
200	9326	NATIONAL HONOR SOCIETY	6,046.91	3.39	6.69	.00	85.00	5,968.60
200	9327	ORCHESTRA	16,286.52	142.94	151.92	194.87	194.87	16,243.57
200	9330	SCIENCE OLYMPIAD CLUB	132.35	.08	.13	.00	.00	132.48
200	9331	SKI CLUB	.05	.05-	.05-	.00	.00	.00
200	9332	SPANISH CLUB	4,684.28	2,148.31	2,150.89	.00	.00	6,835.17
200	9333	STUDENT COUNCIL	57,417.51	24,787.70	25,287.57	3,025.27	7,471.34	75,233.74
200	9334	WORK STUDY CLUB	46.00	4,227.46	4,287.50	.00	.00	4,333.50
200	9335	LATIN CLUB	1,472.00	526.66	1,442.83	.00	.00	2,914.83
200	9336	INTERACT ORGANIZATION	1,558.32	.89	1.75	.00	.00	1,560.07
200	9339	SPEECH/DEBATE CLUB	6,467.42	4.17	10,004.84	6,381.40	9,123.54	7,348.72
200	9340	S. A. D. D.	805.40	.56	201.08	.00	14.98	991.50
200	9345	INTERNATIONAL CLUB	4,630.79	2.63	5.18	.00	.00	4,635.97
200	9346	PENGUIN BOWL/NOSB	4.42	.00	.00	.00	.00	4.42
200	9350	TECHNOLOGY CLUB	427.63	.70	801.32	.00	.00	1,228.95
200	9351	THE JUNIOR STATESMEN OF A	1,153.75	.66	1.30	.00	.00	1,155.05
200	9352	VIDEO CLUB - SR HI	11,840.41	6.17	12.15	.00	980.63	10,871.93
200	9353	CHINESE CLUB	551.94	.38	183.75	32.68	66.11	669.58
200	9355	GAY STRAIGHT ALLIANCE	269.86	.15	.30	.00	.00	270.16
200	9380	V O F T	39,328.95	1,705.58	2,195.46	.00	.00	41,524.41
200	9408	CLASS OF 2008	.00	.00	66.00	.00	.00	66.00
200	9410	CLASS OF 2010	.70	.70-	.70-	.00	.00	.00
200	9412	CLASS OF 2012	2,655.86	.00	.00	.00	.00	2,655.86
200	9413	CLASS OF 2013	702.47	.40	.79	.00	.00	703.26
200	9414	CLASS OF 2014	1,758.34	.92	1.18	116.23	145.66	1,613.86
200	9415	CLASS OF 2015	5,534.71	35.13	2,969.46	349.95	2,998.60	5,505.57
200	9416	CLASS OF 2016	3,361.41	1.66	3.52	432.81	432.81	2,932.12
200	9417	CLASS OF 2017	1,892.84	1.08	2.12	.00	.00	1,894.96
200	9418	CLASS OF 2018	.00	500.13	500.13	.00	.00	500.13
200	9999	GENERIC STUDENT ACTIV. FD	.01	.00	.00	.00	.00	.01
300	0000	ATHLETIC FUND	202,608.36	44,121.22	153,084.31	44,061.39	169,709.92	185,982.75
300	9121	WORLD WATCHER'S CLUB	7,362.04	.00	.00	.00	.00	7,362.04
300	9201	CLAGGETT MIDDLE SCH. BAND	18,803.36	.00	.00	.00	.00	18,803.36
300	9202	CLAGGETT MIDDLE SCH. ORCH	223.00	.00	.00	.00	.00	223.00
300	9203	CLAGGETT MIDDLE SCHOOL LI	370.00	.00	.00	.00	.00	370.00
300	9204	CLAGGETT M.S. CHOIR FUND	634.10	.00	.00	.00	.00	634.10
300	9206	P A N D A	808.93	.00	.00	.00	808.93	.00
300	9207	PEACEMAKERS CLUB - CLAGGE	517.08	.00	.00	.00	517.08	.00

Fnd	Scc	Description	Beginning Balance	MTD Revenues	FYTD Revenues	MTD Expenditures	FYTD Expenditures	Current Available Balance
300	9208	CLAGGETT - DISTRICT SUPER	4,343.22	30,309.00	92,110.00	.00	.00	96,453.22
300	9250	ROOT M.S. BAND FUND	15,449.59	.00	.00	1,073.70	1,073.70	14,375.89
300	9251	ROOT M.S. ORCHESTRA FUND	1,145.24	.00	.00	.00	.00	1,145.24
300	9252	ROOT M.S. CHOIR FUND	3,270.15	.00	.00	.00	.00	3,270.15
300	9256	LEAPING LIZARDS	37.47	.00	.00	37.47	37.47	.00
300	9257	COMETS TEAM	.55	.00	.00	.55	.55	.00
300	9258	ROOT - DISTRICT SUPERVISE	84,236.23	100.00	11,497.00	89,003.00	89,003.00	6,730.23
300	9259	ROOT DANCE TEAM	528.00	.00	.00	.00	.00	528.00
300	9302	BOYS VOLLEYBALL	4,358.13	.00	.00	.00	.00	4,358.13
300	9303	HUDDLE/SHUDDLE	1,165.43	.00	1,310.00	.00	.00	2,475.43
300	9304	LINK CREW	2,585.50	.00	40.00-	.00	1,344.57	1,200.93
300	9305	MHS DANCE TEAM	399.00	.00	.00	.00	.00	399.00
300	9313	DRAMA/MUSICAL	21,650.15	.00	.00	.00	.00	21,650.15
300	9325	BAND - DISNEYLAND	10,117.96	.00	83,260.00	.00	83,820.00	9,557.96
300	9334	BEEHIVE CAFE	11,956.61	3,091.02	4,789.94	1,712.02	4,494.79	12,251.76
300	9380	V O F T	640.58	.00	.00	.00	.00	640.58
401	9014	ST FRAN FY14	135,390.10	10.79-	.00	63,563.62	135,390.10	.00
401	9015	AUXILIARY FUNDS/ST FRANCI	.00	63,641.09	162,110.62	34,049.83	44,673.15	117,437.47
401	9024	AUX FUNDS NURTURY FY14	4,810.78	.74-	.00	4,810.78	4,810.78	.00
401	9025	AUX FUNDS NURTURY FY15	.00	4,815.15	6,392.24	.00	.00	6,392.24
401	9034	AUX FUNDS MCA FY14	22,369.05	.00	3.42	22,099.15	22,369.05	3.42
401	9035	AUX FUNDS MCA FY15	.00	22,109.21	50,270.13	8,465.30	18,899.54	31,370.59
401	9044	KIDS COUNTRY FY14	9,009.82	.00	.67	2,192.53	9,009.82	.67
401	9045	KIDS COUNTRY FY15	.00	2,195.16	4,755.64	.00	123.55	4,632.09
401	9064	SM WONDERS FY14	1,094.40	.00	.17	.00	.00	1,094.57
432	9097	MANAGE. INFO. SYS. FUND	.80	.00	.00	.00	.00	.80
450	9008	SCHOOLNET PLUS FY2008: GR	1.00	.00	.00	.00	.00	1.00
451	9013	CONNECTIVITY 2013	800.00	.00	.00	.00	.00	800.00
452	9008	SCHOOLNET PROFESSIONAL DE	66.15	.00	.00	.00	.00	66.15
463	9014	ALT ED FY14	.00	2,500.00	2,500.00	.00	2,500.00	.00
463	9015	ALT ED FY15	.00	2,500.00-	.00	3,517.02	8,579.86	8,579.86-
499	9012	INTERN PSYCH FY12	45.81	.00	.00	.00	.00	45.81
499	9013	INTERN PSYCH FY13	39.97	.00	.00	.00	.00	39.97
499	9014	INTERN PSYCH FY14	31,382.40-	31,382.40	31,382.40	.00	.00	.00
499	9015	INTERN PSYCH FY15	.00	3,454.38	5,611.90	2,454.38	5,987.52	375.62-
499	9024	LOCAL GOVERNMENT INNOVATI	18,000.00	.00	.00	10,250.00	10,250.00	7,750.00
499	9039	INTERN PSYCHOLOGIST GRANT	2.20	.00	.00	.00	.00	2.20
499	9112	E-TECH BLENDED LEARNING G	924.57	.00	.00	.00	393.73	530.84
506	9014	RESIDENT EDUCATOR GRANT	1,516.00	.00	.00	.00	566.00	950.00
516	9014	SIX B FY14	17,019.89-	.00	.00	.00	172,558.26	189,578.15-
516	9015	TITLE VI-B	.00	398,869.45	398,869.45	130,249.32	250,141.49	148,727.96
516	9114	Deslexia Grant FY14	8,427.76-	24,626.51	24,626.51	.00	16,198.75	.00
551	9015	TITLE III IMMIGRANT FY 15	.00	892.11	892.11	1,189.48	1,189.48	297.37-
551	9115	TITLE III LEP FY15	.00	7,650.96	7,650.96	10,001.29	10,001.29	2,350.33-
572	9014	TITLE I FY14	5,208.71-	.00	.00	.00	146,820.45	152,029.16-
572	9015	TITLE I-D FY 15	.00	232,712.69	232,712.69	34,119.13	94,462.38	138,250.31

Fnd	Scc	Description	Beginning Balance	MTD Revenues	FYTD Revenues	MTD Expenditures	FYTD Expenditures	Current Available Balance
572	9114	TITLE I-D FY14	282.75-	.00	.00	.00	26,444.50	26,727.25-
572	9115	TITLE I-D FY 15	.00	29,108.16	29,108.16	1,306.62	2,613.24	26,494.92
587	9014	PRESCHOOL FY14	465.76-	.00	.00	.00	4,319.28	4,785.04-
587	9015	PRESCHOOL FY 15	.00	9,831.37	9,831.37	4,377.57	6,197.75	3,633.62
590	9014	TITLE II-A FY14	7,787.12	.00	.00	.00	78,645.32	70,858.20-
590	9015	TITLE II-A FY15	.00	95,480.71	95,480.71	8,055.84	25,559.96	69,920.75
		Grand Total All Funds	46,243,412.61	7,827,689.90	43478,421.82	8,080,015.27	31691,621.93	58030,212.50
		Total Invested Funds	.00					

Check#	Check Date	Org Sta	Vendor Paid	Check Amount	Status Date
001231	10/31/2014	W/R	PINE HILLS GOLF COURSE	150.00	10/14/2014
006712	10/10/2014	C/R	MEMO -MEDINA CITY SCHOOLS	1,661,462.46	10/10/2014
006713	10/10/2014	M/M	MEMO --S T R S	65,411.17	
006714	10/10/2014	M/M	MEMO - FIRST MERIT BANK	23,992.43	
006715	10/10/2014	M/M	MEMO - BUREAU WORK COMP	5,035.69	
006716	10/24/2014	C/R	MEMO -MEDINA CITY SCHOOLS	1,743,046.98	10/24/2014
006717	10/23/2014	T/T	MEMO -MEDINA CITY SCHOOLS	2,514.97	
006718	10/23/2014	T/T	MEMO -MEDINA CITY SCHOOLS	28,443.23	
006719	10/23/2014	T/T	MEMO -MEDINA CITY SCHOOLS	99,166.35	
006720	10/23/2014	T/T	MEMO -MEDINA CITY SCHOOLS	261.00	
006721	10/23/2014	T/T	MEMO -MEDINA CITY SCHOOLS	63,563.62	
006722	10/23/2014	T/T	MEMO -MEDINA CITY SCHOOLS	22,099.15	
006723	10/23/2014	T/T	MEMO -MEDINA CITY SCHOOLS	4,810.78	
006724	10/23/2014	T/T	MEMO -MEDINA CITY SCHOOLS	2,192.53	
006725	10/24/2014	M/M	MEMO --S T R S	65,217.74	
006726	10/24/2014	M/M	MEMO --S E R S	6,127.88	
006727	10/24/2014	M/M	MEMO - FIRST MERIT BANK	23,616.55	
006728	10/24/2014	M/M	MEMO - BUREAU WORK COMP	5,118.69	
006729	10/24/2014	M/M	MEMO-MCSD SELF INS. MEDICAL	516,675.01	
006730	10/24/2014	M/M	MEMO DENTAL SELF	39,412.85	
006731	10/24/2014	M/M	MEMO --S T R S	648.20	
006732	10/24/2014	M/M	MEMO --S E R S	1,022.90	
006733	10/24/2014	M/M	MEMO - FIRST MERIT BANK	810.18	
006734	10/24/2014	M/M	MEMO - BUREAU WORK COMP	165.68	
006735	10/24/2014	M/M	MEMO-MCSD SELF INS. MEDICAL	25,554.22	
006736	10/24/2014	M/M	MEMO DENTAL SELF	1,930.34	
006737	10/24/2014	M/M	MEMO MET LIFE INSURANCE	.00	
006739	10/01/2014	M/M	MEMO - FIRST MERIT BANK	307,537.45	
006740	10/10/2014	M/M	MEMO MET LIFE INSURANCE	3,802.04	
006741	10/01/2014	M/M	MEMO MET LIFE INSURANCE	49,005.28	
006742	10/02/2014	M/M	MEMO - MEDICAL MUTUAL	63,915.35	
006743	10/21/2014	M/M	MEMO - MEDICAL MUTUAL	52,686.43	
006744	10/03/2014	M/M	MEMO - MEDICAL MUTUAL	95,917.62	
006745	10/10/2014	M/M	GORDON FOOD SERVICE	15,327.39	
006746	10/10/2014	M/M	GORDON FOOD SERVICE	13,816.29	
006747	10/10/2014	M/M	GORDON FOOD SERVICE	6,111.08	
006748	10/27/2014	M/M	MEMO - MEDICAL MUTUAL	131,171.76	
006749	10/10/2014	M/M	MEMO - MEDICAL MUTUAL	130,921.77	
006750	10/10/2014	M/M	MEMO - BUREAU WORK COMP	1,158.70	
006751	10/31/2014	M/M	MEMO - U.S. BANK PURCHASE CARD	8,660.82	
006752	10/31/2014	M/M	MEMO --S T R S	391,630.00	
006753	10/31/2014	M/M	MEMO --S E R S	127,856.00	
006754	10/31/2014	M/M	OHIO DEPT OF ED - MEMO CK	89,250.88	
006755	10/31/2014	M/M	OHIO DEPT OF ED - MEMO CK	101,008.25	
006756	10/31/2014	T/T	MEMO -MEDINA CITY SCHOOLS	4,810.78	
006757	10/31/2014	M/M	MEMO -MEDINA CITY SCHOOLS	4,562.89	
602353	10/09/2014	B/R	MARLYN SMITH	93.00	10/31/2014
602354	10/09/2014	W/R	ANDY MILLIGAN	80.00	10/31/2014
602355	10/09/2014	W/R	ART DEIDERICH	40.00	10/31/2014
602356	10/09/2014	W/R	BILL MORTENSEN	30.00	10/31/2014
602357	10/09/2014	W/R	BLAZ PESORDA	40.00	10/31/2014
602358	10/09/2014	W/R	BRIAN MILLER	60.00	10/31/2014

Check#	Check Date	Org Sta	Vendor Paid	Check Amount	Status Date
602359	10/09/2014	W/R	CRAIG LANE	40.00	10/31/2014
602360	10/09/2014	W/R	DON FERGUSSON	60.00	10/31/2014
602361	10/09/2014	W/R	EDWARD J JARUS, Jr	40.00	10/31/2014
602362	10/09/2014	W/R	EVAN HOLLOPETER	80.00	10/31/2014
602363	10/09/2014	W/R	FITZ JAMES	40.00	10/31/2014
602364	10/09/2014	W/R	JAMES IVEY	45.00	10/31/2014
602365	10/09/2014	W/R	JAMES KROWKA	74.00	10/31/2014
602366	10/09/2014	W/R	JASON CORNELL	80.00	10/31/2014
602367	10/09/2014	W/R	JAY SUMMERS	40.00	10/31/2014
602368	10/09/2014	W/R	JIM DEMETRIU, JR.	30.00	10/31/2014
602369	10/09/2014	W/R	JIM WADSWORTH	100.00	10/31/2014
602370	10/09/2014	W/W	JOHN RICE	60.00	
602371	10/09/2014	W/R	KAROLY CORPONOI	80.00	10/31/2014
602372	10/09/2014	W/R	KRIS McCONAHY	50.00	10/31/2014
602373	10/09/2014	W/W	LINDA LINGLER	50.00	
602374	10/09/2014	W/R	MARGARET BEDNAR	110.00	10/31/2014
602375	10/09/2014	W/W	MICHAEL HAYES	80.00	
602376	10/09/2014	W/W	MICHAEL JOSEPH	60.00	
602377	10/09/2014	W/W	MICHAEL L SAVAGE	80.00	
602378	10/09/2014	W/R	MICHELLE FAZIO	110.00	10/31/2014
602379	10/09/2014	W/R	PHILLIP MAGUIRE	50.00	10/31/2014
602380	10/09/2014	W/R	RICHARD ELAVSKY	50.00	10/31/2014
602381	10/09/2014	W/R	RICHARD ESAREY	60.00	10/31/2014
602382	10/09/2014	W/W	ROBBY MAHER	30.00	
602383	10/09/2014	W/R	RUSS TOBEL	80.00	10/31/2014
602384	10/09/2014	W/R	SALVATORE SAIA	60.00	10/31/2014
602385	10/09/2014	W/R	STEVE KOLACH	50.00	10/31/2014
602386	10/09/2014	W/R	STEVEN A MONTANARO	60.00	10/31/2014
602387	10/09/2014	W/R	THERESA P RICE	74.00	10/31/2014
602388	10/09/2014	W/R	TIM MALLEY	40.00	10/31/2014
602389	10/09/2014	W/W	TIMOTHY GRASSON	60.00	
602390	10/09/2014	W/R	VINCE RAGONE	40.00	10/31/2014
602391	10/09/2014	W/R	WESLEY L FLORIAN	80.00	10/31/2014
602392	10/10/2014	W/R	BAUMSPAGE.COM, LLC	133.00	10/31/2014
602393	10/10/2014	W/R	BILL TILKER	40.00	10/31/2014
602394	10/10/2014	W/R	BLAZ PESORDA	40.00	10/31/2014
602395	10/10/2014	W/R	BRUNO SUFKA	25.00	10/31/2014
602396	10/10/2014	W/R	BRYAN SMITH	40.00	10/31/2014
602397	10/10/2014	W/R	CARL HAMILTON	110.00	10/31/2014
602398	10/10/2014	W/R	CHARLIE TILKER	40.00	10/31/2014
602399	10/10/2014	W/R	DALE HOPKINS	30.00	10/31/2014
602400	10/10/2014	W/R	DAVID K RICHARDS	120.00	10/31/2014
602401	10/10/2014	W/R	DENISE GRIMES	80.00	10/31/2014
602402	10/10/2014	W/R	DON DEROIA	40.00	10/31/2014
602403	10/10/2014	W/R	DON FERGUSSON	160.00	10/31/2014
602404	10/10/2014	W/R	DON OSCAI	40.00	10/31/2014
602405	10/10/2014	W/R	DONALD J WILLIAMS	120.00	10/31/2014
602406	10/10/2014	W/W	DOUGLAS A GILBERT	120.00	
602407	10/10/2014	W/R	DRAGAN SIMIC	80.00	10/31/2014
602408	10/10/2014	W/R	ERNIE JOHNSON	40.00	10/31/2014
602409	10/10/2014	W/R	FITZ JAMES	40.00	10/31/2014
602410	10/10/2014	W/R	GARY GARNET	30.00	10/31/2014

Check#	Check Date	Org Sta	Vendor Paid	Check Amount	Status Date
602411	10/10/2014	W/R	GARY OSTKAR	60.00	10/31/2014
602412	10/10/2014	W/R	GRANT KINNEY	40.00	10/31/2014
602413	10/10/2014	W/R	JAMES DEMO	120.00	10/31/2014
602414	10/10/2014	W/R	JAMES M. SMITH	110.00	10/31/2014
602415	10/10/2014	W/W	JAY COLE	40.00	
602416	10/10/2014	W/R	JIM SELLERS	80.00	10/31/2014
602417	10/10/2014	W/R	JOE GILBERT	35.00	10/31/2014
602418	10/10/2014	W/W	JOE VETRANO	80.00	
602419	10/10/2014	W/R	JOHN C ROCK	30.00	10/31/2014
602420	10/10/2014	W/R	JOSH FRITZ	35.00	10/31/2014
602421	10/10/2014	W/R	KEN MAXWELL	47.00	10/31/2014
602422	10/10/2014	W/R	KRIS McCONAHY	50.00	10/31/2014
602423	10/10/2014	W/W	KYLE RIGGENBACH	40.00	
602424	10/10/2014	W/R	LANCE BELL	40.00	10/31/2014
602425	10/10/2014	W/R	LEO CIFELLI	35.00	10/31/2014
602426	10/10/2014	W/W	LINDA LINGLER	50.00	
602427	10/10/2014	W/W	LUCAS GILBERT	80.00	
602428	10/10/2014	W/R	MARK MARTIN	40.00	10/31/2014
602429	10/10/2014	W/R	MARTHA TAYLOR	80.00	10/31/2014
602430	10/10/2014	W/R	MARY LOU SCHERER	100.00	10/31/2014
602431	10/10/2014	W/W	MATT HENNIS	30.00	
602432	10/10/2014	W/R	MICHAEL DAME	30.00	10/31/2014
602433	10/10/2014	W/R	MICHAEL FUNK	40.00	10/31/2014
602434	10/10/2014	W/W	MICHAEL HAYES	30.00	
602435	10/10/2014	W/R	MICHAEL MADDEN	30.00	10/31/2014
602436	10/10/2014	W/R	MIKE MCHUGH	40.00	10/31/2014
602437	10/10/2014	W/R	PHILIP HORVATH	120.00	10/31/2014
602438	10/10/2014	W/R	PHILLIP MAGUIRE	25.00	10/31/2014
602439	10/10/2014	W/R	RANDY GREEN	30.00	10/31/2014
602440	10/10/2014	W/W	RAY T. ANTHONY SR	30.00	
602441	10/10/2014	W/R	ROBERT NEIDERT	80.00	10/31/2014
602442	10/10/2014	W/R	ROBERT T SMALLING	120.00	10/31/2014
602443	10/10/2014	W/R	RUSS TOBEL	80.00	10/31/2014
602444	10/10/2014	W/R	RYAN M JAKUBCZAK	30.00	10/31/2014
602445	10/10/2014	W/R	SANFORD TRADO	47.00	10/31/2014
602446	10/10/2014	W/R	SEAN GORRELL	60.00	10/31/2014
602447	10/10/2014	W/R	STEVE JOURNIC	40.00	10/31/2014
602448	10/10/2014	W/R	STEVE KOLACH	50.00	10/31/2014
602449	10/10/2014	W/R	THOMAS BIENIOSEK	40.00	10/31/2014
602450	10/10/2014	W/W	THOMAS E LEWIS	60.00	
602451	10/10/2014	W/R	TIM MALLEY	40.00	10/31/2014
602452	10/10/2014	W/W	TIMOTHY DONOVAN	35.00	
602453	10/10/2014	W/R	TIMOTHY HASSING	60.00	10/31/2014
602454	10/10/2014	W/R	TODD ASSAD	47.00	10/31/2014
602455	10/10/2014	W/R	TOM EATON	120.00	10/31/2014
602456	10/10/2014	W/R	TOM MAUS	80.00	10/31/2014
602457	10/10/2014	W/R	WESLEY L FLORIAN	50.00	10/31/2014
602458	10/10/2014	W/R	WILLIAM GOEBEL	80.00	10/31/2014
602459	10/10/2014	W/R	PRAXAIR	21.59	10/31/2014
602460	10/10/2014	W/R	ABC THERAPY, LTD	16,665.75	10/10/2014
602461	10/10/2014	W/W	AC SUPPLY	1,991.00	
602462	10/10/2014	W/V	ACT ASPIRE LLC	6,412.50	10/31/2014

Check#	Check Date	Org Sta	Vendor Paid	Check Amount	Status Date
602463	10/10/2014	W/R	AIR RITE SERVICE COMPANY	866.40	10/31/2014
602464	10/10/2014	W/R	AIRGAS USA, LLC	196.91	10/31/2014
602465	10/10/2014	W/R	ALBRIGHT SECURITY CENTER, INC.	118.25	10/31/2014
602466	10/10/2014	W/R	AMANDA HILLS DISTRIBUTION, INC	1,823.70	10/31/2014
602467	10/10/2014	W/V	AMAZON.COM	55.86	10/14/2014
602468	10/10/2014	W/R	AMERICAN TIME & SIGNAL COMPANY	265.39	10/31/2014
602469	10/10/2014	W/R	AMY ROSENWALD	101.89	10/10/2014
602470	10/10/2014	W/R	ANDREA BRYAN	9.95	10/10/2014
602471	10/10/2014	W/R	ANDREA MCGHEE	5.60	10/10/2014
602472	10/10/2014	W/R	ANDREW BRENNER	78.40	10/10/2014
602473	10/10/2014	W/R	ANGELA BURNS	181.75	10/10/2014
602474	10/10/2014	W/R	ANGELA MARSALA	293.18	10/10/2014
602475	10/10/2014	W/R	ANGIE SELLARS	253.28	10/10/2014
602476	10/10/2014	W/R	APOLLO PEST & HOME INSPECTIONS	380.00	10/31/2014
602477	10/10/2014	W/R	APPLE EDUCATION	1,398.00	10/31/2014
602478	10/10/2014	W/R	APPLIED MAINTENANCE SUPPLIES	847.61	10/31/2014
602479	10/10/2014	W/R	ARMSTRONG CABLE	154.90	10/31/2014
602480	10/10/2014	W/R	ARROW UNIFORM	1,612.31	10/31/2014
602481	10/10/2014	W/R	BAKER & TAYLOR COMPANY	755.83	10/31/2014
602482	10/10/2014	W/R	BALL CHEMICAL & EQUIPMENT CO.	15.08	10/31/2014
602483	10/10/2014	W/R	BARNES AND NOBLE BOOKSELLERS	1,125.70	10/31/2014
602484	10/10/2014	W/R	BARONS BUS LINES	4,900.00	10/31/2014
602485	10/10/2014	W/R	BETH CASSIDY	61.00	10/10/2014
602486	10/10/2014	W/W	BHE PTA	250.00	
602487	10/10/2014	W/R	DICK BLICK COMPANY	37.07	10/31/2014
602488	10/10/2014	W/R	DAIRYMENS	8,479.34	10/31/2014
602489	10/10/2014	W/R	BRADFORD SCOTT QUADE	20.00	10/10/2014
602490	10/10/2014	W/R	MINDWARE	94.78	10/31/2014
602491	10/10/2014	W/R	BRENDAN KELLEY	44.16	10/31/2014
602492	10/10/2014	W/R	BRITTON SMITH PETERS &	60.00	10/31/2014
602493	10/10/2014	W/R	BSN SPORTS	3,669.00	10/31/2014
602494	10/10/2014	W/R	BUCKEYE DISTRIBUTING, INC.	599.80	10/31/2014
602495	10/10/2014	W/R	BUEHLER'S MARKETS	181.88	10/31/2014
602496	10/10/2014	W/R	C MARTIN TRUCKING	1,262.02	10/31/2014
602497	10/10/2014	W/R	CAROL STARRICK	531.08	10/10/2014
602498	10/10/2014	W/R	CAROLINA BIOLOGICAL SUPPLY CO.	135.65	10/31/2014
602499	10/10/2014	W/R	CDI COMPUTER DEALERS, INC.	25,850.00	10/31/2014
602500	10/10/2014	W/R	CENTRAL INSTRUMENT CO.	1,073.70	10/31/2014
602501	10/10/2014	W/R	CHARLENE FABIAN	74.62	10/10/2014
602502	10/10/2014	W/R	CHARLES CARLIN	235.00	10/31/2014
602503	10/10/2014	W/R	CHARLOTTE KOLKE	160.62	10/10/2014
602504	10/10/2014	W/R	CHELSEA MITCHELL	53.55	10/10/2014
602505	10/10/2014	W/W	CHOICE LITERACY, INC.	99.00	
602506	10/10/2014	W/R	CHRISTINA HANK	246.60	10/10/2014
602507	10/10/2014	W/R	CHRISTINE COOK ROBSON	2,490.00	10/31/2014
602508	10/10/2014	W/R	CINDY GRICE	147.60	10/10/2014
602509	10/10/2014	W/R	CINTAS CORPORATION	319.70	10/31/2014
602510	10/10/2014	W/R	CITY OF MEDINA	14,704.23	10/31/2014
602511	10/10/2014	W/R	CLEVELAND PLUMBING SUPPLY CO.	86.86	10/31/2014
602512	10/10/2014	W/R	CLIFFSIDE ARTISTS COLLABORATIV	450.00	10/31/2014
602513	10/10/2014	W/R	COLLEEN WEHRLEY	191.32	10/10/2014
602514	10/10/2014	W/R	CRANDALL COMPANY, INC	47.28	10/31/2014

Check#	Check Date	Org Sta	Vendor Paid	Check Amount	Status Date
602515	10/10/2014	W/R	CRIZMAC	83.79	10/31/2014
602516	10/10/2014	W/R	CROWN TROPHY OF MEDINA	509.35	10/31/2014
602517	10/10/2014	W/R	CROWNE PLAZA HOTEL	218.00	10/31/2014
602518	10/10/2014	W/R	DAMON INDUSTRIES	1,918.80	10/31/2014
602519	10/10/2014	W/R	DARLENE SPARKS	285.99	10/10/2014
602520	10/10/2014	W/R	DEBORAH QUAIDER	35.82	10/10/2014
602521	10/10/2014	W/R	DELTA TIMING GROUP INC.	1,939.50	10/31/2014
602522	10/10/2014	W/R	DOREEN CSISZAR	39.83	10/10/2014
602523	10/10/2014	W/W	THE MATH FORUM @ DREXEL	35.00	
602524	10/10/2014	W/R	DSP SOLUTIONS CORP	10,250.00	10/31/2014
602525	10/10/2014	W/R	EDWARDS ROOFING	810.00	10/31/2014
602526	10/10/2014	W/R	ELENA HOFFMAN	80.06	10/10/2014
602527	10/10/2014	W/R	ELIZABETH RISSMILLER	962.50	10/10/2014
602528	10/10/2014	W/R	ESBER CASH REGISTER	465.00	10/31/2014
602529	10/10/2014	W/R	FBN SYSTEMS, INC.	2,093.00	10/31/2014
602530	10/10/2014	W/R	FOLLETT SCHOOL SOLUTIONS, INC.	6,699.40	10/31/2014
602531	10/10/2014	W/R	MCS FOOD SERVICE DEPT.	164.65	10/31/2014
602532	10/10/2014	W/R	FRAN SCHOEN	6,702.08	10/31/2014
602533	10/10/2014	W/R	THE LEADER IN ME STORE	154.93	10/31/2014
602534	10/10/2014	W/R	FRONTIER	713.40	10/31/2014
602535	10/10/2014	W/R	GABCA	30.00	10/31/2014
602536	10/10/2014	W/R	GALE	50.00	10/31/2014
602537	10/10/2014	W/R	GALLEY PRINTING, INC.	780.00	10/31/2014
602538	10/10/2014	W/R	GENE PTACEK & SON	1,195.00	10/31/2014
602539	10/10/2014	W/R	GIONINO'S PIZZARIA OF	88.20	10/31/2014
602540	10/10/2014	W/R	GLIDDEN PROFESSIONAL	84.03	10/31/2014
602541	10/10/2014	W/R	GOODWILL INDUSTRTIES AKRON INC	4,375.00	10/10/2014
602542	10/10/2014	W/R	GOPHER SPORT	40.89	10/31/2014
602543	10/10/2014	W/R	GORDON FLESCH COMPANY, INC.	286.83	10/31/2014
602544	10/10/2014	W/R	GORDON FOOD SERVICE	58.42	10/31/2014
602545	10/10/2014	W/R	GORDON FOOD SERVICE	22.88	10/31/2014
602546	10/10/2014	W/R	GRAINGER SUPPLY CO	879.46	10/31/2014
602547	10/10/2014	W/W	GREATER CLEVELAND COORDINATORS	25.00	
602548	10/10/2014	W/R	HARLAND TECHNOLOGY SERVICES	759.00	10/31/2014
602549	10/10/2014	W/R	LEARN21: A FLEXIBLE LEARNING	120,345.00	10/31/2014
602550	10/10/2014	W/R	HD SUPPLY FACILITIES	174.94	10/31/2014
602551	10/10/2014	W/R	RIVERSIDE PUBLISHING COMPANY	1,280.71	10/31/2014
602552	10/10/2014	W/R	RIVERSIDE PUBLISHING COMPANY	1,036.64	10/31/2014
602553	10/10/2014	W/R	HYLANT GROUP	3,349.00	10/31/2014
602554	10/10/2014	W/R	i-BLASON, LLC	533.88	10/31/2014
602555	10/10/2014	W/R	ICE CREAM SPECIALTIES	1,947.65	10/31/2014
602556	10/10/2014	W/R	IMPACT GROUP	1,250.00	10/31/2014
602557	10/10/2014	W/R	INSTITUTE FOR MULTI-	40,000.00	10/31/2014
602558	10/10/2014	W/R	JACQUELINE KAUFFMAN	78.95	10/10/2014
602559	10/10/2014	W/R	JAMA JOHNSON	129.56	10/10/2014
602560	10/10/2014	W/R	JANETTE NEUMANN	10.00	10/10/2014
602561	10/10/2014	W/R	JE CARSTEN COMPANY	1,327.63	10/31/2014
602562	10/10/2014	W/R	JEANNE PRITCHARD	140.00	10/31/2014
602563	10/10/2014	W/R	JENNIFER DEFAGO	367.00	10/10/2014
602564	10/10/2014	W/R	JESSICA WHITE	72.16	10/10/2014
602565	10/10/2014	W/W	JILL A DWYER	29.90	
602566	10/10/2014	W/R	JOANNA CAVEY	109.90	10/10/2014

Check#	Check Date	Org Sta	Vendor Paid	Check Amount	Status Date
602567	10/10/2014	W/R	JOHN METZNER	174.33	10/10/2014
602568	10/10/2014	W/R	JOHN S GRIMM, INC.	201.80	10/31/2014
602569	10/10/2014	W/R	JOHNSTONE SUPPLY INC.	224.83	10/31/2014
602570	10/10/2014	W/R	JOSEPH STEFANKO	719.01	10/10/2014
602571	10/10/2014	W/R	JULIE WILKES	47.72	10/10/2014
602572	10/10/2014	W/W	JUNIOR LIBRARY GUILD	1,053.00	
602573	10/10/2014	W/R	JW PEPPER & SON, INC.	95.00	10/31/2014
602574	10/10/2014	W/R	K COMPANY, INC	406.00	10/31/2014
602575	10/10/2014	W/R	KAREN McGINTY	154.17	10/10/2014
602576	10/10/2014	W/R	KIMBALL MIDWEST	370.93	10/31/2014
602577	10/10/2014	W/R	KRISTIN FALLOW	55.00	10/10/2014
602578	10/10/2014	W/R	KRISTINE QUALLICH	112.97	10/10/2014
602579	10/10/2014	W/R	KROEGER, INC.	99.99	10/31/2014
602580	10/10/2014	W/R	LAKE BUSINESS PRODUCTS	463.00	10/31/2014
602581	10/10/2014	W/R	LANGUAGE LEARNING ASSOCIATES	16,467.50	10/10/2014
602582	10/10/2014	W/R	LAURA CALAIACOVO	19.40	10/10/2014
602583	10/10/2014	W/R	LAURA HOUGH	55.00	10/10/2014
602584	10/10/2014	W/R	LODI LUMBER	645.12	10/31/2014
602585	10/10/2014	W/R	MARS ELECTRIC CO.	64.28	10/31/2014
602586	10/10/2014	W/R	MARY BRANDT	51.30	10/10/2014
602587	10/10/2014	W/R	MARY JARSTFER	46.80	10/10/2014
602588	10/10/2014	W/R	MARYJO MORGAN	116.47	10/10/2014
602589	10/10/2014	W/W	MC SPORTS	349.95	
602590	10/10/2014	W/R	MCM ELECTRONICS	98.99	10/31/2014
602591	10/10/2014	W/R	MCMASTER-CARR	137.84	10/31/2014
602592	10/10/2014	W/R	MEDINA CITY SCHOOLS	57,630.00	10/31/2014
602593	10/10/2014	W/R	MEDINA COUNTY SANITARY	12,271.31	10/31/2014
602594	10/10/2014	W/R	MEDINA COUNTY SCHOOLS ESC	163,104.24	10/31/2014
602595	10/10/2014	W/R	MEDINA CREATIVE ACCESSIBILITY	240.00	10/10/2014
602596	10/10/2014	W/R	MEDINA HARDWARE, INC	405.26	10/31/2014
602597	10/10/2014	W/R	MEDINA HOSPITAL A CLEVELAND	22,590.00	10/31/2014
602598	10/10/2014	W/R	MEGAN MONTGOMERY	147.19	10/10/2014
602599	10/10/2014	W/R	MICHAEL WESNER	90.00	10/31/2014
602600	10/10/2014	W/R	MIDLAND HARDWARE CO.	304.65	10/31/2014
602601	10/10/2014	W/R	MIDWEST TECHNOLOGY	223.40	10/31/2014
602602	10/10/2014	W/R	MILLENNIUM CONTRACTORS, INC.	1,950.00	10/31/2014
602603	10/10/2014	W/R	MONTVILLE POLICE DEPARTMENT	960.00	10/31/2014
602604	10/10/2014	W/R	MOVIE LICENSING USA	394.00	10/31/2014
602605	10/10/2014	W/R	MSB CONSULTING GROUP, LLC	319.92	10/31/2014
602606	10/10/2014	W/R	MUSIC IS ELEMENTARY	412.50	10/31/2014
602607	10/10/2014	W/R	MUSIC THERAPY ENRICHMENT	725.00	10/31/2014
602608	10/10/2014	W/R	NAPA AUTOMOTIVE PARTS & SERVIC	327.19	10/31/2014
602609	10/10/2014	W/R	NEW ALBANY PLAIN LOCAL SCHOOLS	7,000.00	10/31/2014
602610	10/10/2014	W/R	NICHOLAS CERIMELE	15.68	10/10/2014
602611	10/10/2014	W/R	NICHOLAS RASO	90.00	10/10/2014
602612	10/10/2014	W/R	NICKLES BAKERY	1,623.63	10/31/2014
602613	10/10/2014	W/R	NOLLEY ELEMENTARY	280.00	10/31/2014
602614	10/10/2014	W/R	OHIO POOL EQUIP. & SUPPLY CO.	119.78	10/31/2014
602615	10/10/2014	W/W	OAASFEP	330.00	
602616	10/10/2014	W/W	OAPSA	160.00	
602617	10/10/2014	W/R	OHIO ASSOC OF STUDENT COUNCILS	100.00	10/31/2014
602618	10/10/2014	W/R	OHIO CERAMICS SUPPLY, INC.	725.00	10/31/2014

Check#	Check Date	Org Sta	Vendor Paid	Check Amount	Status Date
602619	10/10/2014	W/R	OHIO EDISON COMPANY	30,841.77	10/31/2014
602620	10/10/2014	W/R	OHIO SCHOOLS COUNCIL-GAS	24,735.80	10/31/2014
602621	10/10/2014	W/R	OHIO STATE GOLF CLUB	100.00	10/31/2014
602622	10/10/2014	W/R	OSBORNE MEDINA, INC.	121.73	10/31/2014
602623	10/10/2014	W/R	OSPA-OHIO SCHOOL PSYCHOLOGISTS	220.00	10/31/2014
602624	10/10/2014	W/R	PALOS SPORTS, INC.	90.20	10/31/2014
602625	10/10/2014	W/R	PAT CATAN'S CRAFT CENTER	59.54	10/31/2014
602626	10/10/2014	W/R	PATRICIA HALTAM	126.86	10/10/2014
602627	10/10/2014	W/R	PEARSON PRENTICE HALL	274.16	10/31/2014
602628	10/10/2014	W/R	PEPPLE & WAGGONER, LTD	95.00	10/31/2014
602629	10/10/2014	W/R	PEPSI-COLA COMPANY	97.92	10/31/2014
602630	10/10/2014	W/R	CAFETERIA-PEPSI COLA ORDERS	2,514.05	10/31/2014
602631	10/10/2014	W/R	PITNEY BOWES	2,389.20	10/31/2014
602632	10/10/2014	W/R	PITSCO	1,581.93	10/31/2014
602633	10/10/2014	W/R	PREMIER AGENDAS, INC.	7,810.00	10/31/2014
602634	10/10/2014	W/R	PRO-TECH COMMUNICATIONS, INC	4,850.00	10/31/2014
602635	10/10/2014	W/R	PSI AFFILIATES, INC.	7,348.77	10/31/2014
602636	10/10/2014	W/R	RAFCOMM, INC.	2,101.16	10/31/2014
602637	10/10/2014	W/V	REALLY GOOD STUFF	407.86	10/14/2014
602638	10/10/2014	W/R	REBECCA GIBSON	103.79	10/10/2014
602639	10/10/2014	W/R	REINHARDT SUPPLY COMPANY	4,930.95	10/31/2014
602640	10/10/2014	W/R	RESOURCES FOR READING INC	68.45	10/31/2014
602641	10/10/2014	W/R	RJ VERNAK REFRIGERATION	1,743.78	10/31/2014
602642	10/10/2014	W/R	ROBERTA GANGL	63.25	10/10/2014
602643	10/10/2014	W/R	ROBERTS GRAPHICS	242.23	10/31/2014
602644	10/10/2014	W/R	ROJEN COMPANY	76.32	10/31/2014
602645	10/10/2014	W/R	RUSH TRUCK CENTER	346.81	10/31/2014
602646	10/10/2014	W/R	RYDIN DECAL	254.81	10/31/2014
602647	10/10/2014	W/R	SCHOLASTIC/SUPER SCIENCE MAG	754.60	10/31/2014
602648	10/10/2014	W/R	SCHOOL SPECIALTY, INC	2,526.09	10/31/2014
602649	10/10/2014	W/R	SCOTT, SCRIVEN & WAHOFF	300.00	10/31/2014
602650	10/10/2014	W/R	SENDERO THERAPIES, INC.	22,864.30	10/31/2014
602651	10/10/2014	W/R	SHANNON FEDERINKO	148.47	10/10/2014
602652	10/10/2014	W/R	SHAR PRODUCTS CO.	194.87	10/31/2014
602653	10/10/2014	W/R	SHARON OLTERSDORF	230.72	10/10/2014
602654	10/10/2014	W/R	SHASHA GIBBS	32.68	10/10/2014
602655	10/10/2014	W/R	SHAYNA SAMOSKY	155.18	10/10/2014
602656	10/10/2014	W/R	SHEARER EQUIPMENT	110.06	10/31/2014
602657	10/10/2014	W/R	SHELLEY MACK	1,434.40	10/10/2014
602658	10/10/2014	W/R	SHERWIN WILLIAMS COMPANY	349.34	10/31/2014
602659	10/10/2014	W/R	SHERYL SCHRADER	40.00	10/10/2014
602660	10/10/2014	W/R	SHIFFLER EQUIPMENT SALES	514.07	10/31/2014
602661	10/10/2014	W/R	SIMPLEX GRINNELL LP	870.00	10/31/2014
602662	10/10/2014	W/R	SMITH BROTHERS INC.	240.00	10/31/2014
602663	10/10/2014	W/R	SOCCER POST	239.94	10/31/2014
602664	10/10/2014	W/R	SPIRITWEARMALL	125.00	10/31/2014
602665	10/10/2014	W/R	SPORTSWORLD	3,164.25	10/31/2014
602666	10/10/2014	W/R	STANDARD WELDING & STEEL	30.00	10/31/2014
602667	10/10/2014	W/R	STANTON'S SHEET MUSIC	441.41	10/31/2014
602668	10/10/2014	W/R	STAPLES BUSINESS ADVANTAGE	326.88	10/31/2014
602669	10/10/2014	W/R	STEPHANIE JESSUP	65.00	10/10/2014
602670	10/10/2014	W/R	STEPS CENTER FOR EXCELLENCE	20,050.00	10/31/2014

Check#	Check Date	Org Sta	Vendor Paid	Check Amount	Status Date
602671	10/10/2014	W/R	STERLING FARM EQUIPMENT	80.47	10/31/2014
602672	10/10/2014	W/R	STRS OHIO	2,403.96	10/31/2014
602673	10/10/2014	W/R	SUNGARD PUBLIC SECTOR INC.	26,497.30	10/31/2014
602674	10/10/2014	W/R	SUSAN TOTH	299.69	10/31/2014
602675	10/10/2014	W/R	SYSCO FOOD SERVICES CLEVELAND	18,505.61	10/31/2014
602676	10/10/2014	W/R	TAD OEHLER	39.54	10/10/2014
602677	10/10/2014	W/R	TALBERT'S COMMERCIAL PRODUCTS	265.55	10/31/2014
602678	10/10/2014	W/R	TAYLOR RENTAL CENTER, INC	826.25	10/31/2014
602679	10/10/2014	W/R	TEACHER'S DISCOVERY	425.97	10/31/2014
602680	10/10/2014	W/R	TECHNOLOGY ENGINEERING	115,324.45	10/10/2014
602681	10/10/2014	W/R	TERESA EWART	49.98	10/10/2014
602682	10/10/2014	W/R	TERRIE GETZ	640.56	10/10/2014
602683	10/10/2014	W/R	THE MISSING PIECE LLC	221.69	10/31/2014
602684	10/10/2014	W/R	THE OHIO STATE UNIVERSITY	33,911.37	10/31/2014
602685	10/10/2014	W/R	THERAPY SHOPPE, INC.	47.98	10/31/2014
602686	10/10/2014	W/R	THERESE SEMONIN	22.99	10/10/2014
602687	10/10/2014	W/W	TIME FOR KIDS	65.52	
602688	10/10/2014	W/R	OHIO DEPARTMENT OF COMMERCE	53.25	10/31/2014
602689	10/10/2014	W/R	TREASURER, STATE OF OHIO	8,621.34	10/31/2014
602690	10/10/2014	W/R	TRECA DIGITAL ACADEMY	3,612.76	10/31/2014
602691	10/10/2014	W/R	TREE MAINTENANCE SERVICE INC	200.00	10/31/2014
602692	10/10/2014	W/R	UNITED SPORT APPAREL	437.50	10/31/2014
602693	10/10/2014	W/R	US SCHOOL SUPPLY	79.75	10/31/2014
602694	10/10/2014	W/R	VERIZON BUSINESS	801.01	10/31/2014
602695	10/10/2014	W/R	VISTA HIGHER LEARNING, INC.	735.09	10/31/2014
602696	10/10/2014	W/R	VWR INTERNATIONAL LLC	209.06	10/31/2014
602697	10/10/2014	W/R	WENDY SHUBROWSKY	32.85	10/10/2014
602698	10/10/2014	W/R	WOLFF BROS. SUPPLY, INC.	1,038.01	10/31/2014
602699	10/10/2014	W/R	WW WILLIAMS	622.15	10/31/2014
602700	10/10/2014	W/R	YOST EQUIPMENT SALES &	1,389.17	10/31/2014
602701	10/20/2014	W/R	AKRON CANTON WASTE OIL	1,250.00	10/31/2014
602702	10/20/2014	W/R	AKRON RACERS	300.00	10/31/2014
602703	10/20/2014	W/V	AMAZON.COM	55.86	10/24/2014
602704	10/20/2014	W/R	ANTHONY BELSITO	180.00	10/31/2014
602705	10/20/2014	W/R	ARMSTRONG CABLE	268.00	10/31/2014
602706	10/20/2014	W/R	ASHLAND HIGH SCHOOL	160.00	10/31/2014
602707	10/20/2014	W/R	AVON HIGH SCHOOL	225.00	10/31/2014
602708	10/20/2014	W/R	AVON LAKE HIGH SCHOOL	125.00	10/31/2014
602709	10/20/2014	W/R	AVON MIDDLE SCHOOL	100.00	10/31/2014
602710	10/20/2014	W/R	B&B TROPHIES & AWARDS	138.60	10/31/2014
602711	10/20/2014	W/R	BAKER & TAYLOR COMPANY	2,019.05	10/31/2014
602712	10/20/2014	W/R	BARNES AND NOBLE BOOKSELLERS	1,177.75	10/31/2014
602713	10/20/2014	W/R	BRECKSVILLE-BROADVIEW HEIGHTS	100.00	10/31/2014
602714	10/20/2014	W/R	BRICKER & ECKLER LLP	14,618.56	10/31/2014
602715	10/20/2014	W/W	BRUNSWICK HIGH SCHOOL	200.00	
602716	10/20/2014	W/R	BUEHLER'S MARKETS	66.55	10/31/2014
602717	10/20/2014	W/R	BYERS INTERNATIONAL TRUCK, INC	3,562.50	10/31/2014
602718	10/20/2014	W/R	CARDINAL BUS SALES &	166.20	10/31/2014
602719	10/20/2014	W/R	CARQUEST AUTO PARTS	6,179.29	10/31/2014
602720	10/20/2014	W/R	CHUCK'S CUSTOM, LLC	197.36	10/31/2014
602721	10/20/2014	W/R	CINTAS CORPORATION	239.76	10/31/2014
602722	10/20/2014	W/R	CLOVERLEAF HIGH SCHOOL	200.00	10/31/2014

Check#	Check Date	Org Sta	Vendor Paid	Check Amount	Status Date
602723	10/20/2014	W/R	COLUMBIA GAS OF OHIO,INC	3,347.07	10/31/2014
602724	10/20/2014	W/R	COMDOC, INC.	556.00	10/31/2014
602725	10/20/2014	W/R	CUMMINS INTERSTATE POWER INC	1,118.35	10/31/2014
602726	10/20/2014	W/R	DELL COMPUTER CORPORATION	141,094.72	10/31/2014
602727	10/20/2014	W/R	DELTA TIMING GROUP INC.	3,222.96	10/31/2014
602728	10/20/2014	W/R	DEMCO, INC.	359.53	10/31/2014
602729	10/20/2014	W/R	ELIZABETH RISSMILLER	332.50	10/20/2014
602730	10/20/2014	W/R	FASTENAL INDUSTRIAL &	8.00	10/31/2014
602731	10/20/2014	W/R	FBN SYSTEMS, INC.	7,605.00	10/31/2014
602732	10/20/2014	W/R	FLOWER GALLERY LLC	154.00	10/31/2014
602733	10/20/2014	W/R	FOLLETT SCHOOL SOLUTIONS, INC.	9,066.59	10/31/2014
602734	10/20/2014	W/W	GALION HIGH SCHOOL	600.00	
602735	10/20/2014	W/R	GARY WELSHHANS	200.00	10/31/2014
602736	10/20/2014	W/R	GREEN HIGH SCHOOL	165.00	10/31/2014
602737	10/20/2014	W/R	GRIZZLY AUTO & TIRE	2,162.12	10/31/2014
602738	10/20/2014	W/R	HARRISON FORD MERCURY	1,054.29	10/31/2014
602739	10/20/2014	W/R	WILEY HIGH SCHOOL MARKET	5,195.52	10/31/2014
602740	10/20/2014	W/R	KENSTON HIGH SCHOOL	125.00	10/31/2014
602741	10/20/2014	W/R	KIMBALL MIDWEST	317.62	10/31/2014
602742	10/20/2014	W/R	LAKE BUSINESS PRODUCTS	84.13	10/31/2014
602743	10/20/2014	W/R	LAKELAND MANAGEMENT SYSTEMS	71,642.00	10/31/2014
602744	10/20/2014	W/R	LAKESHORE LEARNING MATERIALS	1,972.00	10/31/2014
602745	10/20/2014	W/R	LIBERTY FORD BRUNSWICK	1,651.09	10/31/2014
602746	10/20/2014	W/R	LICENSE DIRECT OPTIONS, LLC	14,985.00	10/20/2014
602747	10/20/2014	W/R	LORI S. KELLY	2,112.00	10/20/2014
602748	10/20/2014	W/R	MAGNIFICAT HIGH SCHOOL	150.00	10/31/2014
602749	10/20/2014	W/R	MEDINA COUNTY ESC	2,610.00	10/31/2014
602750	10/20/2014	W/R	MEDINA GLASS COMPANY	120.45	10/31/2014
602751	10/20/2014	W/R	MEDINA MUFFLER	314.96	10/31/2014
602752	10/20/2014	W/R	MICHAEL WESNER	120.00	10/31/2014
602753	10/20/2014	W/R	MICHELLE LYNN POWELL	625.00	10/31/2014
602754	10/20/2014	W/W	MONTVILLE POLICE DEPARTMENT	46.00	
602755	10/20/2014	W/R	MT BUSINESS TECHNOLOGIES, INC.	243.00	10/31/2014
602756	10/20/2014	W/R	MYWHITEBOARDS.COM	369.64	10/31/2014
602757	10/20/2014	W/R	NAPA AUTOMOTIVE PARTS & SERVIC	4,123.59	10/31/2014
602758	10/20/2014	W/R	NOWAK TOUR & TRAVEL, INC.	89,003.00	10/31/2014
602759	10/20/2014	W/R	OHIO DEPT OF JOB &	4,120.83	10/31/2014
602760	10/20/2014	W/R	OHIO EDISON COMPANY	68,301.27	10/31/2014
602761	10/20/2014	W/R	PAT O'BRIEN CHEVROLET	478.57	10/31/2014
602762	10/20/2014	W/R	POINT SPRING & DRIVESHAFT CO	1,443.25	10/31/2014
602763	10/20/2014	W/R	PREMIER TRUCK PARTS, INC.	278.50	10/31/2014
602764	10/20/2014	W/R	PRESSTEK	1,282.48	10/31/2014
602765	10/20/2014	W/R	PTC EDUCATION CONSULTING	1,575.00	10/31/2014
602766	10/20/2014	W/R	R & R ENGINE & MACHINE	700.95	10/31/2014
602767	10/20/2014	W/R	REALLY GOOD STUFF	352.31	10/31/2014
602768	10/20/2014	W/R	REINHARDT SUPPLY COMPANY	124.25	10/31/2014
602769	10/20/2014	W/R	ROBERTS GRAPHICS	103.68	10/31/2014
602770	10/20/2014	W/R	ROWLEYS WHOLESALE	1,786.92	10/31/2014
602771	10/20/2014	W/R	SCHOLASTIC PROFESSIONAL BOOKS	58.50	10/31/2014
602772	10/20/2014	W/R	SCHOLASTIC MAGAZINES	328.80	10/31/2014
602773	10/20/2014	W/R	SCHOOL SPECIALTY, INC	556.92	10/31/2014
602774	10/20/2014	W/R	SENDERO THERAPIES, INC.	12,553.90	10/31/2014

Check#	Check Date	Org Sta	Vendor Paid	Check Amount	Status Date
602775	10/20/2014	W/R	SILVER LAKE COUNTRY CLUB	150.00	10/31/2014
602776	10/20/2014	W/R	SMETZER'S TIRE CENTER, INC.	593.22	10/31/2014
602777	10/20/2014	W/R	SPORTSWORLD	40.00	10/31/2014
602778	10/20/2014	W/W	STANDARD WELDING & STEEL	30.00	
602779	10/20/2014	W/R	STAPLES BUSINESS ADVANTAGE	66.04	10/31/2014
602780	10/20/2014	W/R	STAPLES	52.71	10/31/2014
602781	10/20/2014	W/R	STOW-MONROE FALLS HIGH SCHOOL	120.00	10/31/2014
602782	10/20/2014	W/R	STRONGSVILLE HIGH SCHOOL	240.00	10/31/2014
602783	10/20/2014	W/R	STRS OHIO	624.00	10/31/2014
602784	10/20/2014	W/R	SUBURBAN SCHOOL	12,775.00	10/31/2014
602785	10/20/2014	W/R	TALBERT'S COMMERCIAL PRODUCTS	499.71	10/31/2014
602786	10/20/2014	W/R	TECHNOLOGY ENGINEERING	24,340.93	10/20/2014
602787	10/20/2014	W/R	THE LEGENDS GOLF COURSE	286.00	10/31/2014
602788	10/20/2014	W/R	THERAPY SHOPPE, INC.	124.11	10/31/2014
602789	10/20/2014	W/R	TIFFIN COLUMBIA HIGH SCHOOL	280.00	10/31/2014
602790	10/20/2014	W/R	TOWN & COUNTRY CO-OP INC.	30,368.25	10/31/2014
602791	10/20/2014	W/R	AUDITOR OF STATE'S OFFICE	13,357.80	10/31/2014
602792	10/20/2014	W/R	UNITY SCHOOL BUS PARTS	137.40	10/31/2014
602793	10/20/2014	W/W	VAN BUREN HIGH SCHOOL	225.00	
602794	10/20/2014	W/R	VERIZON WIRELESS	303.47	10/31/2014
602795	10/20/2014	W/R	WOLFF BROS. SUPPLY, INC.	113.79	10/31/2014
602796	10/20/2014	W/R	WOODRIDGE LOCAL SCHOOLS	160.00	10/31/2014
602797	10/20/2014	W/R	WORLD TRUCK TOWING &	245.25	10/31/2014
602798	10/20/2014	W/R	WW WILLIAMS	124.10	10/31/2014
602799	10/20/2014	W/R	YOST EQUIPMENT SALES &	869.22	10/31/2014
602800	10/20/2014	W/R	BARNES AND NOBLE BOOKSELLERS	1,750.70	10/31/2014
602801	10/20/2014	W/R	DAIRYMENS	2,925.31	10/31/2014
602802	10/20/2014	W/R	BROOKES PUBLISHING COMPANY	2,482.78	10/31/2014
602803	10/20/2014	W/R	COMDOC, INC.	88.00	10/31/2014
602804	10/20/2014	W/W	DOMINO'S PIZZA	617.50	
602805	10/20/2014	W/R	INSTITUTE FOR MULTI-	2,372.54	10/31/2014
602806	10/20/2014	W/R	MEGAN COUGHLIN	495.00	10/31/2014
602807	10/20/2014	W/R	OWEN M. COUGHLIN, JR.	330.00	10/31/2014
602808	10/20/2014	W/R	REALLY GOOD STUFF	26.94	10/31/2014
602809	10/20/2014	W/R	SYSCO FOOD SERVICES CLEVELAND	919.59	10/31/2014
602810	10/20/2014	W/R	TALBERT'S COMMERCIAL PRODUCTS	17.98	10/31/2014
602811	10/20/2014	W/W	BRECKSVILLE-BROADVIEW HEIGHTS	175.00	
602812	10/20/2014	W/R	JENNIFER ULMER	231.10	10/20/2014
602813	10/20/2014	W/R	OASBO	215.00	10/31/2014
602814	10/20/2014	B/R	LESLIE WASSERMAN	219.00	10/31/2014
602815	10/20/2014	B/R	YVONNE LEE	2.35	10/31/2014
602816	10/30/2014	W/W	ADLER TEAM SPORTS	1,820.80	
602817	10/30/2014	W/W	AKRON BAR ASSOCIATION	155.00	
602818	10/30/2014	W/W	AMAZON.COM	1,723.21	
602819	10/30/2014	W/R	AMY BUSBY	30.17	10/30/2014
602820	10/30/2014	W/R	ANGELA MARSALA	114.24	10/30/2014
602821	10/30/2014	W/W	ANTHONY BELSITO	477.00	
602822	10/30/2014	W/W	APPLE EDUCATION	400.00	
602823	10/30/2014	W/W	ARMSTRONG CABLE	195.86	
602824	10/30/2014	W/W	ASCA	1,332.00	
602825	10/30/2014	W/W	AUDIO VISUAL INNOVATIONS, INC.	4,257.00	
602826	10/30/2014	W/W	AUSTINTOWN MAT BOOSTERS	375.00	

Check#	Check Date	Org Sta	Vendor Paid	Check Amount	Status Date
602827	10/30/2014	W/W	BARNES AND NOBLE BOOKSELLERS	2,050.04	
602828	10/30/2014	W/W	BEHAVIORAL DYNAMICS, INC.	299.00	
602829	10/30/2014	W/W	MONARCH SCHOOL	39,000.00	
602830	10/30/2014	W/W	BLUE BUTTON PHOTO BOOTH	700.00	
602831	10/30/2014	W/W	DAIRYMENS	9,305.33	
602832	10/30/2014	W/W	BOYERT'S GREENHOUSE	1,470.00	
602833	10/30/2014	W/W	BRICKER & ECKLER LLP	7,284.72	
602834	10/30/2014	W/W	BRITTON SMITH PETERS &	2,410.65	
602835	10/30/2014	W/W	BSN SPORTS	6,962.96	
602836	10/30/2014	W/W	BUEHLER'S MARKETS	330.16	
602837	10/30/2014	W/W	C MARTIN TRUCKING	1,262.02	
602838	10/30/2014	W/W	CARDINAL BUS SALES &	319.24	
602839	10/30/2014	W/W	CAROL ANDREGG	625.00	
602840	10/30/2014	W/R	CHRISTINA HANK	30.00	10/30/2014
602841	10/30/2014	W/R	CHRISTOPHER HASSINGER	364.11	10/30/2014
602842	10/30/2014	W/W	CHUCK'S CUSTOM, LLC	141.13	
602843	10/30/2014	W/W	CINTAS CORPORATION	258.72	
602844	10/30/2014	W/W	CLAY HIGH SCHOOL	400.00	
602845	10/30/2014	W/W	COLUMBIA GAS OF OHIO,INC	30.39	
602846	10/30/2014	W/V	COMPANY HEALTHCARE	2,305.00	10/30/2014
602847	10/30/2014	W/W	CROWN TROPHY OF MEDINA	187.25	
602848	10/30/2014	W/W	CRS ADVANCED TECHNOLOGY, INC.	546.00	
602849	10/30/2014	W/W	CUMMINS INTERSTATE POWER INC	360.00	
602850	10/30/2014	W/R	DAVID L JOHNSON SR.	28.94	10/30/2014
602851	10/30/2014	W/W	DAVID MCGURK	54.00	
602852	10/30/2014	W/W	DELL COMPUTER CORPORATION	27,146.16	
602853	10/30/2014	W/W	DMO FOOD EQUIPMENT	355.00	
602854	10/30/2014	W/W	DOMINO'S PIZZA	747.50	
602855	10/30/2014	W/R	DOUGLAS BAKER	398.38	10/30/2014
602856	10/30/2014	W/W	EARLY CHILDHOOD MANUFACTURERS'	251.23	
602857	10/30/2014	W/R	ELIZABETH RISSMILLER	542.50	10/30/2014
602858	10/30/2014	W/W	FOLLETT SCHOOL SOLUTIONS, INC.	3,014.62	
602859	10/30/2014	W/W	FRANKLIN COVEY	116.42	
602860	10/30/2014	W/W	FRONTIER	126.23	
602861	10/30/2014	W/W	FUN AND FUNCTION	38.43	
602862	10/30/2014	W/W	GENERAL MAINTENANCE	1,972.29	
602863	10/30/2014	W/W	GIONINO'S PIZZARIA OF	88.20	
602864	10/30/2014	W/W	GRIZZLY AUTO & TIRE	373.38	
602865	10/30/2014	W/R	HARPLEY CS LLC	1,478.40	10/30/2014
602866	10/30/2014	W/W	HIGHLAND SPARTA HIGH SCHOOL	200.00	
602867	10/30/2014	W/W	HOME DEPOT	645.10	
602868	10/30/2014	W/W	ICE CREAM SPECIALTIES	2,841.28	
602869	10/30/2014	W/W	INNOVATIVE SOLUTIONS	3,770.00	
602870	10/30/2014	W/W	ISTE	224.00	
602871	10/30/2014	W/R	JAMA JOHNSON	98.40	10/30/2014
602872	10/30/2014	W/W	JAMES R HOKES	63.00	
602873	10/30/2014	W/W	JARRETT PUBLISHING CO.	2,136.75	
602874	10/30/2014	W/W	JONES DELIVERY	500.00	
602875	10/30/2014	W/W	JOSEPH ASSION	72.00	
602876	10/30/2014	W/W	JOSHUA E WILSON	225.00	
602877	10/30/2014	W/R	JULIA COPLEY	167.00	10/30/2014
602878	10/30/2014	W/R	JULIE MCCABE	150.80	10/30/2014

Check#	Check Date	Org Sta	Vendor Paid	Check Amount	Status Date
602879	10/30/2014	W/W	KAREN PLATZ	50.00	
602880	10/30/2014	W/W	LAKE HIGH SCHOOL	150.00	
602881	10/30/2014	W/R	LANGUAGE LEARNING ASSOCIATES	17,613.66	10/30/2014
602882	10/30/2014	W/R	LISA POLOHA	188.98	10/30/2014
602883	10/30/2014	W/R	LORI S. KELLY	1,531.20	10/30/2014
602884	10/30/2014	W/W	MADCAP PRODUCTIONS PUPPET	582.50	
602885	10/30/2014	W/W	MAGICAL THEATRE COMPANY	505.75	
602886	10/30/2014	W/W	MARY BRANDT	1,188.84	
602887	10/30/2014	W/W	MATTHEW FITZ	255.00	
602888	10/30/2014	W/W	MEDINA AUTO MALL	123.25	
602889	10/30/2014	W/W	MEDINA CITY SCHOOLS	110,000.00	
602890	10/30/2014	W/W	MEDINA COUNTRY CLUB	480.00	
602891	10/30/2014	W/W	MEDINA COUNTY PORT AUTHORITY	853.00	
602892	10/30/2014	W/W	MEDINA COUNTY SCHOOLS ESC	81,546.92	
602893	10/30/2014	W/R	MEDINA CREATIVE ACCESSIBILITY	2,340.00	10/30/2014
602894	10/30/2014	W/W	MEDINA HOSPITAL LIFE	459.00	
602895	10/30/2014	W/W	MICHAEL LYON	105.00	
602896	10/30/2014	W/W	MICHAEL WESNER	300.00	
602897	10/30/2014	W/W	MNJ TECHNOLOGIES DIRECT INC.	497.80	
602898	10/30/2014	W/W	MSB CONSULTING GROUP, LLC	368.89	
602899	10/30/2014	W/W	M. C. DJ SERVICES, INC.	1,575.00	
602900	10/30/2014	W/W	MYRA LYNN BOWYER	117.00	
602901	10/30/2014	W/W	NAPA AUTOMOTIVE PARTS & SERVIC	196.96	
602902	10/30/2014	W/W	NEFF COMPANY	926.71	
602903	10/30/2014	W/W	NICKLES BAKERY	3,745.43	
602904	10/30/2014	W/W	OCSS (OHIO COUNCIL FOR THE	660.00	
602905	10/30/2014	W/W	OHIO DISTRICT KEY CLUB	375.00	
602906	10/30/2014	W/W	OHIO SCHOOLS COUNCIL-GAS	24,735.80	
602907	10/30/2014	W/W	OHSGAC	15.00	
602908	10/30/2014	W/R	PAUL KIDD	495.08	10/30/2014
602909	10/30/2014	W/W	CAFETERIA-PEPSI COLA ORDERS	1,858.39	
602910	10/30/2014	W/V	POINT SPRING & DRIVESHAFT CO	5,590.69	10/30/2014
602911	10/30/2014	W/W	PROQUEST LLC	9,835.00	
602912	10/30/2014	W/W	PSAT NMSQT	9,898.00	
602913	10/30/2014	W/W	PSI AFFILIATES, INC.	15,421.46	
602914	10/30/2014	W/W	RAFCOMM, INC.	675.00	
602915	10/30/2014	W/W	RAMSEYER FARMS, LTD.	780.00	
602916	10/30/2014	W/W	RANDY KING, TREASURER - OIAAA	130.00	
602917	10/30/2014	W/W	REINHARDT SUPPLY COMPANY	144.30	
602918	10/30/2014	W/W	RESIDEX	4,166.04	
602919	10/30/2014	W/W	RJ VERNAK REFRIGERATION	1,537.55	
602920	10/30/2014	W/W	ROWLEYS WHOLESALE	85.30	
602921	10/30/2014	W/W	SCHOLASTIC MAGAZINES	172.98	
602922	10/30/2014	W/W	SCHOOL MATE	912.00	
602923	10/30/2014	W/W	SCOTT, SCRIVEN & WAHOFF	2,998.75	
602924	10/30/2014	W/W	SENDERO THERAPIES, INC.	11,289.47	
602925	10/30/2014	W/R	SHANNON CONLEY-KURJIAN	422.30	10/30/2014
602926	10/30/2014	W/W	SIGN MEDIA, INC.	22,670.55	
602927	10/30/2014	W/W	SMETZER'S TIRE CENTER, INC.	793.56	
602928	10/30/2014	W/W	SPIRITWEARMALL	36.00	
602929	10/30/2014	W/W	SPORTS EQUIPMENT SPECIALISTS	170.00	
602930	10/30/2014	W/W	STAPLES BUSINESS ADVANTAGE	154.57	

Check#	Check Date	Org Sta	Vendor Paid	Check Amount	Status Date
602931	10/30/2014	W/W	STAPLES	19.98	
602932	10/30/2014	W/W	STEPHEN SIVARD	249.00	
602933	10/30/2014	W/W	STEVE SHERMAN	53.70	
602934	10/30/2014	W/W	STRS OHIO	3,861.36	
602935	10/30/2014	W/W	SUBURBAN SCHOOL	35,556.00	
602936	10/30/2014	W/W	SUPERIOR-SPEEDIE PORTABLE	82.00	
602937	10/30/2014	W/W	SUSAN TOTH	200.00	
602938	10/30/2014	W/W	SYSCO FOOD SERVICES CLEVELAND	27,700.46	
602939	10/30/2014	W/W	TALBERT'S COMMERCIAL PRODUCTS	991.84	
602940	10/30/2014	W/R	TECHNOLOGY ENGINEERING	2,010.71	10/30/2014
602941	10/30/2014	W/R	TERESE WEAVER	279.66	10/30/2014
602942	10/30/2014	W/W	TOWN & COUNTRY CO-OP INC.	23,649.52	
602943	10/30/2014	W/W	TREASURER, STATE OF OHIO	25.00	
602944	10/30/2014	W/W	TREASURER, STATE OF OHIO	8,097.16	
602945	10/30/2014	W/W	UNITY SCHOOL BUS PARTS	137.40	
602946	10/30/2014	W/W	UNIVERSITY OF AKRON	1,489.40	
602947	10/30/2014	W/W	VERIZON BUSINESS	1,647.29	
602948	10/30/2014	W/W	YOST EQUIPMENT SALES &	1,026.96	
602949	10/30/2014	W/W	ZEE MEDICAL INC.	133.50	
602950	10/30/2014	B/B	TERRY SHOCK	369.00	
602951	10/30/2014	B/B	EBONY DUCKER	35.00	
602952	10/30/2014	B/B	DEANNA ALBERTINE	203.35	
602953	10/30/2014	B/B	KAREN CREAN	50.00	
602954	10/30/2014	B/B	CRAIG KOENIG	9.65	
602955	10/30/2014	B/B	TIMOTHY HAWBAKER	9.65	
602956	10/30/2014	B/B	HAI YUN ZHENG	9.65	
602957	10/30/2014	B/B	MELANIE POLACK	9.65	
602958	10/30/2014	B/B	MARCY NERO	9.65	
602959	10/30/2014	B/B	JOEL RIEGELMAYER	19.30	
602960	10/30/2014	B/B	BILL BENNETT	9.65	
602961	10/30/2014	B/B	KELLY D'ANNOLFO	9.65	
602962	10/30/2014	B/B	TAMARA SPRIGGS	9.65	
602963	10/30/2014	B/B	JENNY WEIRICH	9.65	
602964	10/30/2014	B/B	CAROL STRATIGAKIS	9.65	
602965	10/30/2014	B/B	CANDICE VENDEL	9.65	
602966	10/30/2014	B/B	TRUDY TURSCAK	9.65	
602967	10/30/2014	B/B	ANDREA FRENCH	38.60	
602968	10/30/2014	B/B	AMY HLAD	330.00	
602969	10/30/2014	B/B	PATRICIA KENDEL	330.00	
602970	10/30/2014	B/B	JULIE LARSON	5.00	
602971	10/30/2014	B/B	LYDIA CARABALLO	60.00	
602972	10/30/2014	B/B	CAROLINA MARTINEZ	53.00	
602973	10/30/2014	B/B	JOSEPH LYON	8.00	
602974	10/30/2014	B/B	AUDREY JOHNSON	81.00	
602975	10/30/2014	B/B	ALISON RODGERS	5.00	
602976	10/30/2014	B/B	JENNIFER MARTIN	15.00	
602977	10/30/2014	W/W	ADAM LOUDIN	60.00	
602978	10/30/2014	W/W	ART DEIDERICH	80.00	
602979	10/30/2014	W/W	BILL MORTENSEN	30.00	
602980	10/30/2014	W/W	BILL TILKER	60.00	
602981	10/30/2014	W/W	CRAIG LANE	40.00	
602982	10/30/2014	W/W	DAVE VINSON	25.00	

Check#	Check Date	Org Sta	Vendor Paid	Check Amount	Status Date
602983	10/30/2014	W/W	ERIC ELAVSKY	25.00	
602984	10/30/2014	W/W	JEFF KOLMAN	30.00	
602985	10/30/2014	W/W	JOE MCCAFFERTY	30.00	
602986	10/30/2014	W/W	JOHN E DALEY	30.00	
602987	10/30/2014	W/W	KYLE BROWN	60.00	
602988	10/30/2014	W/W	MATT HENNIS	30.00	
602989	10/30/2014	W/W	MIKE MORACZ	25.00	
602990	10/30/2014	W/W	NATHAN LEIGH	60.00	
602991	10/30/2014	W/W	PATRICK DiBIASIO	30.00	
602992	10/30/2014	W/W	PHILLIP MAGUIRE	100.00	
602993	10/30/2014	W/W	RAE N GRANT	80.00	
602994	10/30/2014	W/W	RAYMOND ARNONE	60.00	
602995	10/30/2014	W/W	RICHARD ELAVSKY	110.00	
602996	10/30/2014	W/W	RYAN M JAKUBCZAK	30.00	
602997	10/30/2014	W/W	STEVE KOLACH	50.00	
602998	10/30/2014	W/W	STEVEN DOCKMAN	110.00	
602999	10/30/2014	W/W	TIMOTHY DONOVAN	30.00	
603000	10/30/2014	W/W	VICTOR R. PEREZ	60.00	
603001	10/30/2014	W/W	WESLEY L FLORIAN	90.00	
603002	10/30/2014	W/W	ALAN GRIEGER	100.00	
603003	10/30/2014	W/W	BILL MORTENSEN	30.00	
603004	10/30/2014	W/W	BRIAN MOG	35.00	
603005	10/30/2014	W/W	CHARLES BRAUN	35.00	
603006	10/30/2014	W/W	CHRIS RAHEL	40.00	
603007	10/30/2014	W/W	ED RAHEL	40.00	
603008	10/30/2014	W/W	FRED RIBELLI	60.00	
603009	10/30/2014	W/W	JEFF KOLMAN	40.00	
603010	10/30/2014	W/W	JIM DEMETRIU, JR.	30.00	
603011	10/30/2014	W/W	JIM WADSWORTH	100.00	
603012	10/30/2014	W/W	JOHN C ROCK	30.00	
603013	10/30/2014	W/W	KEITH SMITH	35.00	
603014	10/30/2014	W/W	KEVIN SULECKI	60.00	
603015	10/30/2014	W/W	MICHAEL HAYES	30.00	
603016	10/30/2014	W/W	MICHAEL MUZYCHENKO	35.00	
603017	10/30/2014	W/W	MIKE VARRICCHIO	60.00	
603018	10/30/2014	W/W	RON BATE	60.00	
603019	10/30/2014	W/W	TIMOTHY WARD	60.00	
603020	10/30/2014	W/W	TONY GAREAU	40.00	

Total Checks Issued $ 8,171,951.58

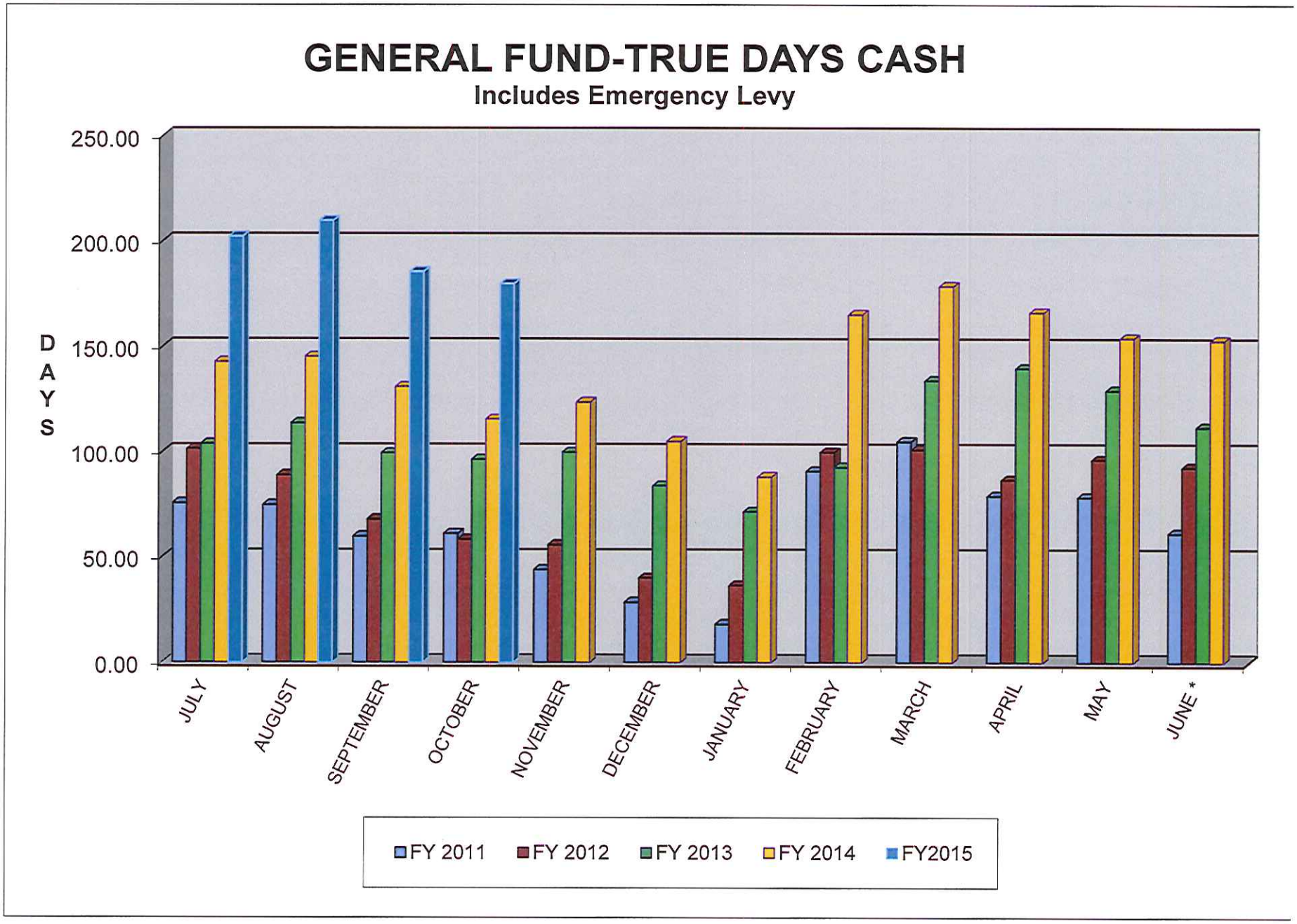
GENERAL FUND-TRUE DAYS CASH
Includes Emergency Levy
DAYS
250.00
200.00
150.00
100.00
50.00
0.00
JULY
AUGUST
SEPTEMBER
OCTOBER
NOVEMBER
DECEMBER
JANUARY
FEBRUARY
MARCH
APRIL
MAY
JUNE *
FY 2011
FY 2012
FY 2013
FY 2014
FY2015