

# Medina City Schools

## General Fund Analysis

October 31, 2018

	2018-2019 Original Estimate (1)	Y-T-D Actual July 2018 - June 2019 (2)	Percent	Variance (3)
Beginning Balance - July 1, 2018		58,638,114.57		0.00
General Fund	40,167,539.65			
Other Funds - Emergency Levy	18,470,574.92			
Revenue	<u>76,696,915.00</u>	<u>33,289,452.79</u>	<u>43.4%</u>	<u>43,407,462.21</u>
	<b>76,696,915.00</b>	<b>33,289,452.79</b>		<b>43,407,462.21</b>
Expenditures	81,613,860.00	26,987,903.58	33.1%	54,625,956.42
Encumbrance	946,300.00	2,669,159.85		-1,722,859.85
	<u><b>82,560,160.00</b></u>	<u><b>29,657,063.43</b></u>		<u><b>52,903,096.57</b></u>
Ending Balance - June 30, 2019	<u>52,774,869.57</u>	<u>62,270,503.93</u>		<u>-9,495,634.36</u>

Original Estimate revenue, expenditure and encumbrance taken from May 2018 five-year forecast  
Includes November 2013 Emergency Levy

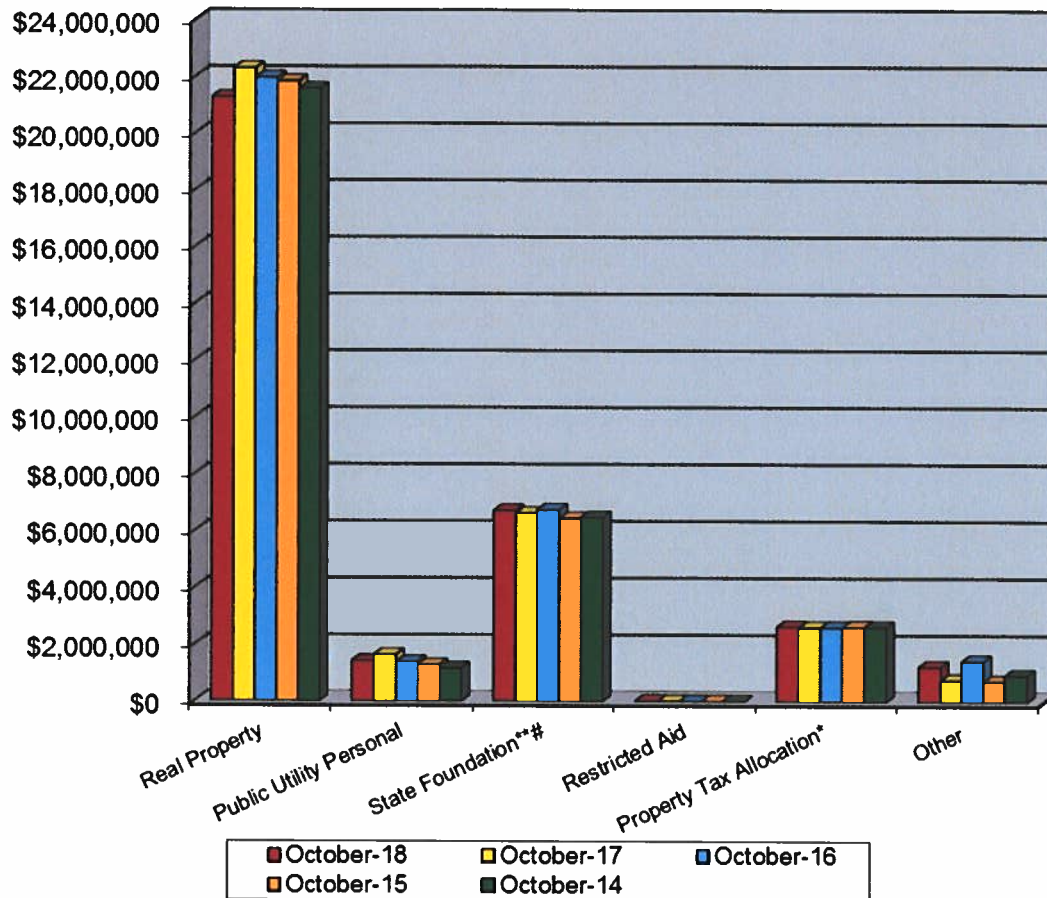
# **General Fund Summary**

October 2018

## **Revenues**

1. Real Property Taxes – Total Real Property Taxes received from the beginning of the fiscal year until October 31, 2018 is \$21,260,827.13. This is a decrease of 4.5% below last year's taxes received at this time. \$-0- was collected in October.
2. Public Utility Personal Property Taxes – Total Public Utility Personal Property Taxes received from the beginning of the fiscal year until October 31, 2018 is \$1,422,879.87. These monies are distributed upon settlement from the County Auditor. This amount is listed in a separate line for State and five-year forecasting purposes. \$-0- had been transferred in October.
3. State Foundation – State Foundation monies received from the State of Ohio from the beginning of the fiscal year until October 31, 2018 total \$6,712,234.69. This is an increase of 1.3% above last year's foundation money received at this time. This includes \$186,879.60 from Casino revenues for the year. \$1,671,970.77 was collected in October.
4. Restricted Aid – Restricted Aid monies are for Career Tech funding and Economically Disadvantaged Students. Monies received from the beginning of the fiscal year until October 31, 2018 total \$28,015.11. \$6,948.11 was collected in October.
5. Homestead and Rollback – Monies received from the State of Ohio from the beginning of the fiscal year until October 31, 2018 total \$2,636,374.26. Receipts are based upon the real property taxes collected and Homestead filings with the County Auditor. \$2,636,374.26 was collected in October.
6. Other – Other monies received from the beginning of the fiscal year until October 31, 2018 total \$1,229,121.73. This is an increase of 60.5% above last year at this time and is due to Preschool Tuition, Investment Income, Pay to Participate, Parking Fees, Creative Abatements, Medicare Funding, Refund of Prior Years Expense, and Medicare Settlement. \$331,152.52 was collected in October.

## General Fund Revenue



	October-18	October-17	October-16	October-15	October-14	Current Forecast
Real Property	\$21,260,827	\$22,284,894	\$21,963,304	\$21,829,340	\$21,566,395	\$47,590,271
Public Utility Personal	\$1,422,880	\$1,633,842	\$1,384,942	\$1,278,953	\$1,162,428	\$3,039,604
State Foundation**#	\$6,712,235	\$6,623,112	\$6,743,329	\$6,444,571	\$6,467,170	\$19,135,278
Restricted Aid	\$28,015	\$9,493	\$4,912	\$2,135	\$2,116	\$84,430
Property Tax Allocation*	\$2,636,374	\$2,609,196	\$2,610,704	\$2,621,863	\$2,614,326	\$4,965,626
Other	\$1,229,122	\$765,955	\$1,434,291	\$723,024	\$933,518	\$1,881,706
<b>Total</b>	<b>\$33,289,453</b>	<b>\$33,926,491</b>	<b>\$34,141,482</b>	<b>\$32,899,885</b>	<b>\$32,745,953</b>	<b>\$76,696,915</b>
State %	28.2%	27.2%	27.4%	27.6%	27.7%	

\* Includes Homestead/Rollback, Tangible Personal Property Tax Fixed Rate Loss Reimbursement and Electric Deregulation.

\*\* Includes Casino Revenue in State Foundation beginning January 2013 and Economic Disadvantaged Funding in November 2013.

# Includes a one time Hold Harmless on TPP in May 2016

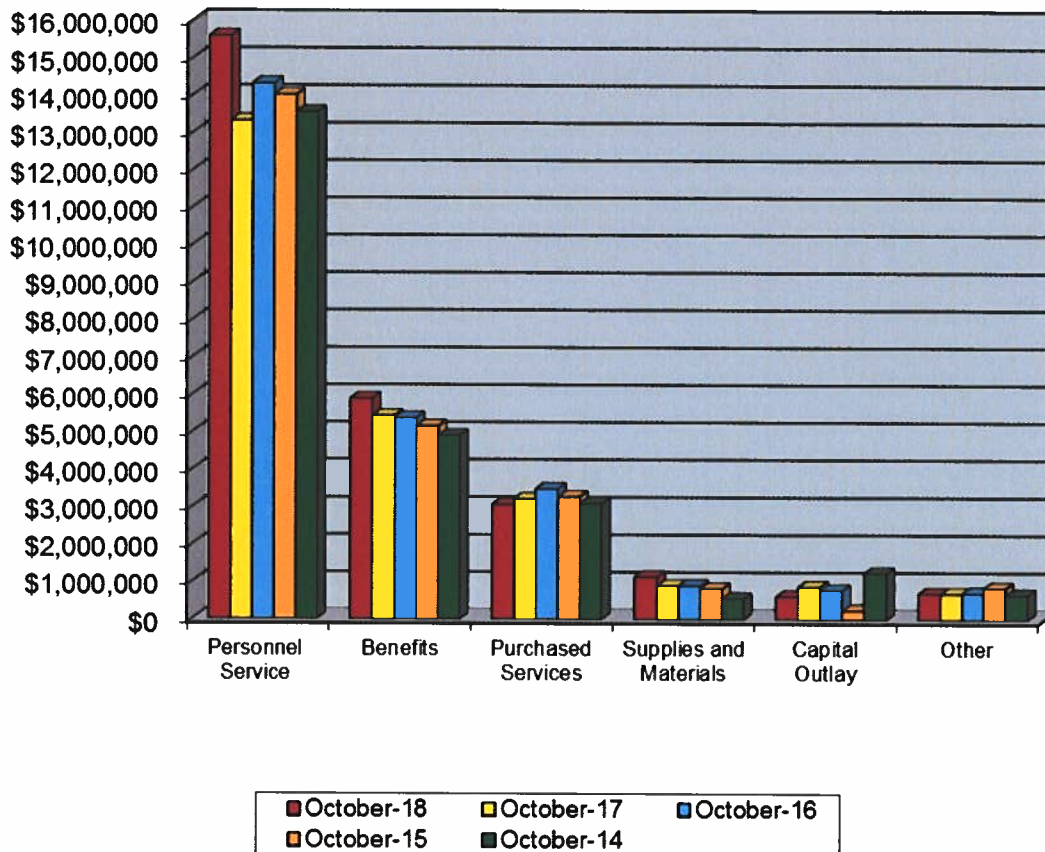
# **General Fund Summary**

October 2018

## **Expenditures**

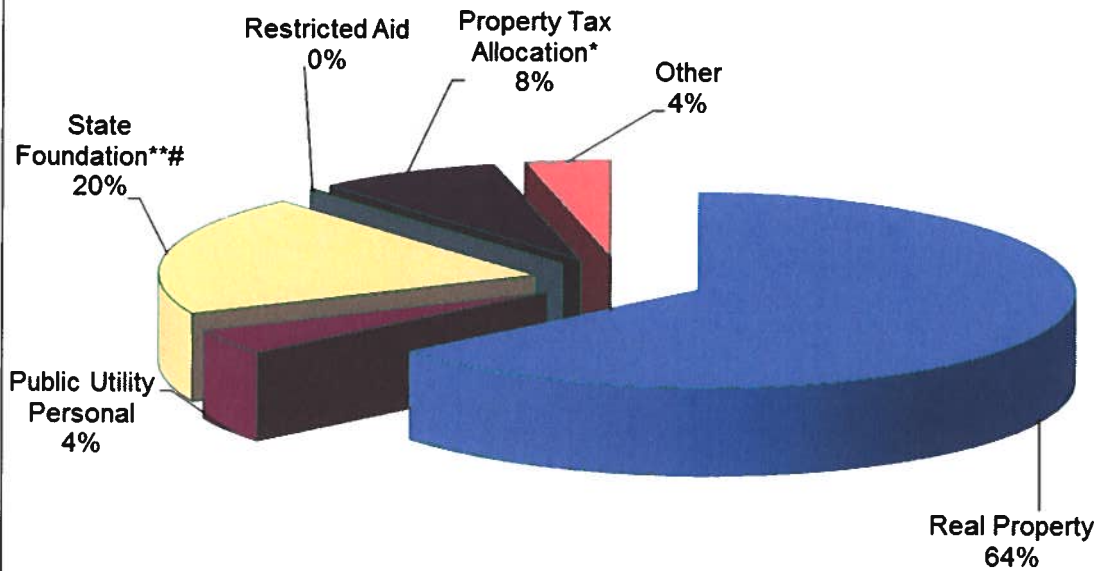
1. Personnel Services– The costs for personnel services for the School District from the beginning of the fiscal year until October 31, 2018 was \$15,586,596.65. This was an increase of 16.9% above last year at this time. The District has had nine pays in the current fiscal year as opposed to eight last year at this time. \$3,643,921.66 was spent in October.
2. Benefits – The cost for benefits for the School District from the beginning of the fiscal year until October 31, 2018 was \$5,888,577.60. This was an increase of 8.3% above last year at this time. \$1,426,730.67 was spent in October.
3. Purchased Services – The cost for purchased services for the district from the beginning of the fiscal year until October 31, 2018 total \$3,061,939.48. This was a 4.7% decrease below last year at this time. \$861,652.16 was spent in October. Legal Services, Rentals, Postage, Advertising, Water/Sewer, Tuition, Community School Payments, and Other Tuition account for the decrease.
4. Supplies and Materials – The cost for supplies and materials for the district from the beginning of the fiscal year until October 31, 2018 total \$1,133,043.57. This was a 26.0% increase above last year at this time. Office Supplies, Nursing Supplies, Textbooks, Media Supplies, Periodicals, Newspapers, Electronic Subscriptions, Maintenance Supplies, Transportation Supplies, and Fuel account for this increase. \$197,208.93 was spent in October.
5. Capital Outlay – The cost for capital outlay for the district from the beginning of the fiscal year until October 31, 2018 total \$615,041.30. This was a 29.4% decrease below last year at this time and was mainly due to Classroom Equipment, Middle School Equipment, Maintenance Equipment, and Transportation Equipment expense at this time last year. \$94,453.96 was spent in October.
6. Other – The cost of other expenditures excluding transfers for the district was \$701,704.98 for the fiscal year until October 31, 2018. This was a 1.2% increase above last year at this time. \$169,976.60 was spent in October. Membership Fees, Membership, and County Board Service costs makes up the majority of this increase.

## General Fund Expenditures

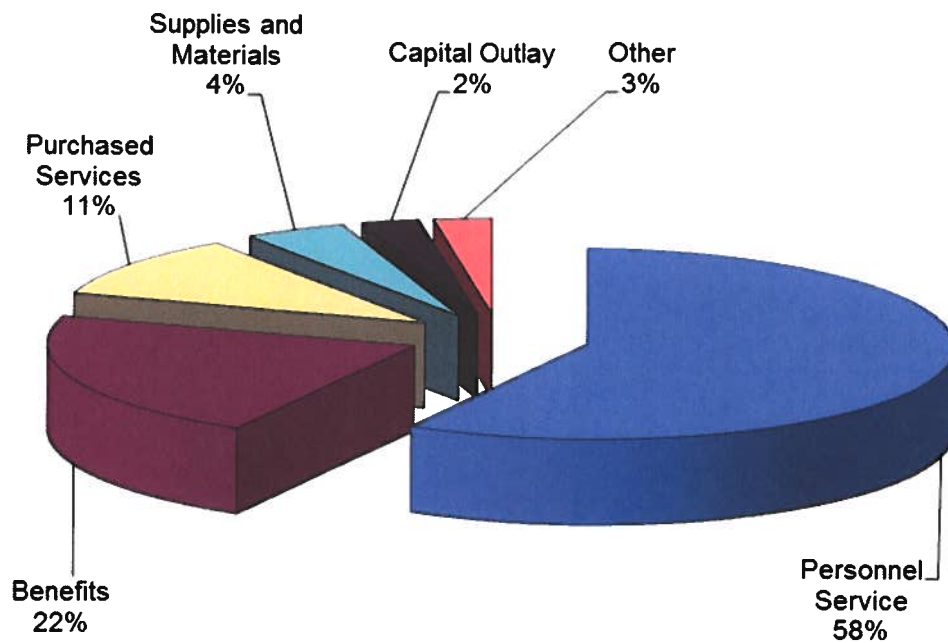


	October-18	October-17	October-16	October-15	October-14	Current Forecast
Personnel Service	\$15,586,597	\$13,330,143	\$14,318,120	\$14,016,231	\$13,559,502	\$49,018,350
Benefits	\$5,888,578	\$5,434,991	\$5,372,828	\$5,156,988	\$4,906,698	\$17,341,904
Purchased Services	\$3,061,939	\$3,214,006	\$3,480,551	\$3,270,900	\$3,095,918	\$10,046,832
Supplies and Materials	\$1,133,044	\$899,145	\$904,217	\$818,218	\$558,490	\$1,826,423
Capital Outlay	\$615,041	\$870,850	\$778,587	\$243,570	\$1,236,759	\$956,150
Other	\$701,705	\$693,551	\$712,156	\$844,941	\$668,337	\$1,798,394
Transfers and Adv., Etc.	\$1,000	\$0	\$50	\$0	\$307,538	\$625,806
Other than Debt						
<b>Total</b>	<b>\$26,987,904</b>	<b>\$24,442,686</b>	<b>\$25,566,509</b>	<b>\$24,350,848</b>	<b>\$24,333,242</b>	<b>\$81,613,859</b>

## Current General Fund Revenue



## Current General Fund Expenditures





## OCTOBER 2018

## MEDINA CITY SCHOOLS BANK REC

## Balance

## Bank Balance - Regular Account

3,592,807.98

Petty Cash

Financial Checks Outstanding

547,256.96

Worker Comp Outstanding

6,285.41

Flex O/S Checks

1,980.15

Payroll Checks Outstanding

44,823.67

600,346.19

2,992,461.79

Flex Spending Bank Acct

17,533.67

17,533.67

## Investments:

Sweep Account

0.00

Redtree Investments

23,042,864.11

T. Rowe - Collins

324,481.69

T. Rowe - Bushman

0.00

Scudder - Collins

301,498.37

Scudder - Bushman

5,624.48

Kanehl Stocks

4,979.46

Star Ohio (22923)

32,096,762.94

Multi-Bank Securities

16,569,000.00

Multi-Bank Money Market

11.51

Multi-Bank Accrued Interest

7,530.08

Fifth Third Securities

10,410,938.30

Fifth Third Accd Interest

Fifth Third Money Market

0.00

Total

82,763,690.94

85,773,686.40

## Adjustments

Deposits in Transit

5,225.99

Expenses not posted

246.88

Total

5,472.87

85,779,159.27

MCSD Balance

85,779,159.27

Difference Between Bank vs. Book

0.00

# Medina City Schools

## Sales Tax Update

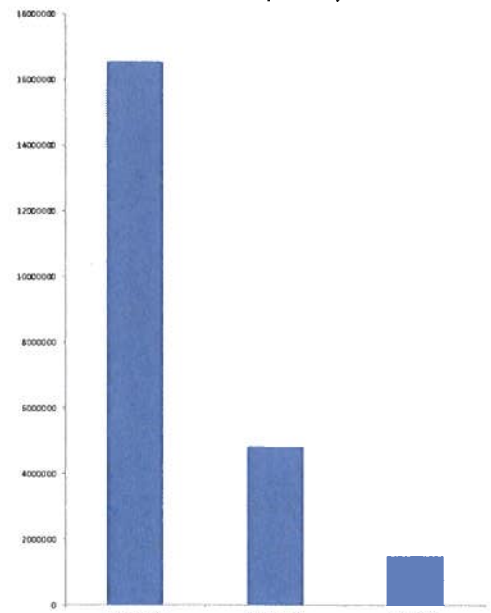
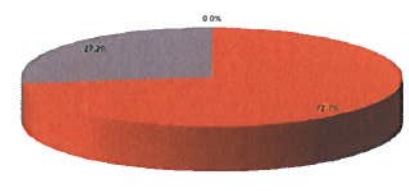
Date	Sales Tax Description	Receipts	Expenditures	Balance
July 1, 2018	Beginning Balance (071) Sales Tax and (002-9012) Bond			\$3,368,024.17
July	Trustee Fee for COPs		\$1,250.00	\$3,366,774.17
	6-Month Asbestos Surveillance Inspection and Reports		\$525.00	\$3,366,249.17
	Total Bleacher System and Grandstand Inspection Districtwide		\$4,968.00	\$3,361,281.17
	Installation of Carpet in Three Offices at Heritage		\$1,260.00	\$3,360,021.17
	MHS Roof Replacement Project		\$215,100.00	\$3,144,921.17
	Project Bidding and Construction Tasks - Transportation		\$2,000.00	\$3,142,921.17
	Engineering, Bidding and Construction Tasks - Tennis Courts		\$500.00	\$3,142,421.17
	Consultant Fee for Demolition and Replacement of Roof at HS		\$3,135.00	\$3,139,286.17
	Sales Tax Distribution	\$722,408.17		\$3,861,694.34
	Vinyl Floor Replacement at Blake		\$4,075.00	\$3,857,619.34
	Fleet Master Lease Agreement		\$9,519.82	\$3,848,099.52
	Hot Water Tanks at Claggett		\$17,770.00	\$3,830,329.52
	Architect and Blueprint Fees for Claggett Improvement Project		\$2,842.92	\$3,827,486.60
August	Locker Bay Conversion to Classrooms - Root		\$60,800.00	\$3,766,686.60
	Project Bidding and Construction Tasks - Transportation		\$1,694.50	\$3,764,992.10
	Engineering, Bidding and Construction Tasks - Tennis Courts		\$750.00	\$3,764,242.10
	Fleet Master Lease Agreement		\$9,519.82	\$3,754,722.28
	Architect, Engineer and Project Manager for Root Locker Renovation		\$7,084.09	\$3,747,638.19
	MHS Roof Replacement Project		\$79,200.00	\$3,668,438.19
	Metal Lockers - Delivered, Assembled, Installed Root		\$13,167.00	\$3,655,271.19
	Consultant Fee for Demolition and Replacement of Roof at MHS		\$3,135.00	\$3,652,136.19
September	Claggett MS Cafeteria Improvements		\$102,030.00	\$3,550,106.19
	Architect, Engineer and Project Manager Fees for Root Locker Bay Proj		\$1,545.46	\$3,548,560.73
	Project Bidding and Construction Tasks at Transportation Facility		\$13,648.00	\$3,534,912.73
	Engineering, Bidding and Construction Tasks at Tennis Courts		\$3,000.00	\$3,531,912.73
	Fleet Master Lease Agreement		\$9,519.82	\$3,522,392.91
	Exterior Door for Mechanical Room at Claggett		\$3,395.00	\$3,518,997.91
	Blinds and Installation for Various Classrooms at Garfield		\$7,171.00	\$3,511,826.91
	Blinds and Installation for Various Classrooms at Claggett		\$3,744.00	\$3,508,082.91
October	Transportation Paving Project		\$399,717.23	\$3,108,365.68
	EIFS Repair and Painting at Blake		\$19,000.00	\$3,089,365.68
	Transfer Funds Placed in Account in Error		\$8,000.00	\$3,081,365.68
	Sales Tax Distribution	\$841,911.37		\$3,923,277.05
	Fleet Master Lease Agreement		\$9,519.82	\$3,913,757.23
	Architect, Engineer and PM Fee for Root Locker Bay Conversion		\$1,002.04	\$3,912,755.19
	Engineering, Bidding and Construction Task - Tennis Courts		\$600.00	\$3,912,155.19
	MHS Tennis Court Repair		\$194,652.50	\$3,717,502.69
	Two Doors for Cafeteria from Kitchen at Claggett		\$3,420.00	\$3,714,082.69
	Locker Bay Conversion, Operable Partition - Root		\$62,488.00	\$3,651,594.69
Fiscal Year Totals		\$1,564,319.54	\$1,280,749.02	



**Monthly Investment Summary**  
**Medina City School District**  
**US Bank Custodian Acct Ending x70982**  
 October 31, 2018

Monthly Cash Flow Activity		Market Value Summary				
<b>From 09-30-18 through 10-31-18</b>		<b>Security Type</b>	<b>Market Value</b>	<b>Pct. Assets</b>	<b>Avg Yield at Cost</b>	<b>Wght Avg Mat</b>
Beginning Book Value	22,972,600.69	<b>Money Market Fund</b>				
Contributions	0.00	MONEY MARKET FUND	11,161.41	0.0	2.07	0.00
Withdrawals	0.00	<b>Fixed Income</b>				
Realized Gains/Losses	0.00	U.S. GOVERNMENT AGENCY NOTES	16,571,100.43	72.6	1.31	1.18
Gross Interest Earnings	70,263.42	U.S. TREASURY BILLS	6,209,294.98	27.2	2.05	0.21
Ending Book Value	23,042,864.11	Accrued Interest	34,524.70	0.2		
		<b>TOTAL PORTFOLIO</b>	<b>22,826,081.53</b>	<b>100.0</b>	<b>1.51</b>	<b>0.92</b>

Maturity Distribution		Security Type Allocation	
<b>Distribution by Maturity</b> 			

**Disclosures:**

RedTree's internal accounting system is used as the source of the market value of this account. Although obtained from a source believed to be reliable, we cannot guarantee its accuracy. You should review all account statements provided by the custodian and compare with the statements provided by RedTree.

Questions? Call 888.596.2293 or email [info@redtreeinv.com](mailto:info@redtreeinv.com)

**Portfolio Holdings Report**  
**Medina City School District**  
**US Bank Custodian Acct Ending x70982**  
 October 31, 2018

Quantity	Cusip	Security Description	Moody's	S&P	Cost Basis	Market Value	Yield at Cost	Wtd Maturity	Purchase Date
<b>U.S. GOVERNMENT AGENCY NOTES</b>									
1,085,000	3135G0G72	Federal Natl Mtg Assoc 1.125% Due 12-14-18	Aaa	AA+	1,083,730.55	1,083,500.53	1.19	0.12	02-28-17
2,220,000	3137EADZ9	Federal Home Ln Mtg 1.125% Due 04-15-19	Aaa	AA+	2,219,267.40	2,205,796.44	1.14	0.45	03-21-16
2,500,000	3135G0K93	Federal Natl Mtg Assoc 1.250% Due 06-28-19	Aaa	AA+	2,500,000.00	2,476,870.00	1.25	0.65	06-28-16
2,140,000	3130A9EP2	Federal Home Ln Bank 1.000% Due 09-26-19	Aaa	AA+	2,139,807.40	2,108,118.28	1.00	0.89	09-30-16
40,000	3130A9EP2	Federal Home Ln Bank 1.000% Due 09-26-19	Aaa	AA+	39,946.20	39,404.08	1.05	0.89	10-31-16
2,420,000	3136G2RQ2	Federal Natl Mtg Assoc 1.400% Due 10-29-19	Aaa	AA+	2,420,000.00	2,387,828.52	1.40	0.98	10-29-15
1,270,000	3136G3J71	Federal Natl Mtg Assoc 1.420% Due 07-27-20	Aaa	AA+	1,270,000.00	1,235,676.98	1.42	1.69	07-27-16
1,520,000	3136G35C5	Federal Natl Mtg Assoc 1.400% Due 08-28-20	Aaa	AA+	1,520,000.00	1,477,579.84	1.40	1.78	08-30-16
2,130,000	3136G4AL7	Federal Natl Mtg Assoc 1.500% Due 09-30-20	Aaa	AA+	2,130,000.00	2,076,070.53	1.50	1.87	09-30-16
1,545,000	3136G34Y8	Federal Natl Mtg Assoc 1.600% Due 08-24-21	Aaa	AA+	1,545,000.00	1,480,255.23	1.60	2.71	08-30-16
Accrued Interest						34,524.70			
					16,867,751.55	16,605,625.13	1.31	1.18	
<b>U.S. TREASURY BILLS</b>									
1,850,000	912796PD5	US Treasury Bill 0.000% Due 11-08-18	P-1	A-1+	1,822,590.97	1,849,248.90	1.58	0.02	11-30-17
1,095,000	912796QJ1	US Treasury Bill 0.000% Due 11-15-18	P-1	A-1+	1,083,734.57	1,094,099.91	2.06	0.04	05-17-18
1,320,000	912796QU6	US Treasury Bill 0.000% Due 01-24-19	P-1	A-1+	1,306,114.51	1,313,050.20	2.15	0.23	07-30-18
1,000,000	912796RG6	US Treasury Bill 0.000% Due 04-11-19	P-1	A-1+	987,967.78	989,283.00	2.41	0.45	10-11-18
975,000	912796QC6	US Treasury Bill 0.000% Due 04-25-19	P-1	A-1+	963,543.32	963,612.97	2.43	0.48	10-31-18
					6,163,951.15	6,209,294.98	2.05	0.21	
<b>MONEY MARKET FUND</b>									
	USBMMF	First American Treasury Obligations Fund			11,161.41	11,161.41	2.07		
<b>TOTAL PORTFOLIO</b>					23,042,864.11	22,826,081.53	1.51	0.92	

**Disclosures:**

RedTree's internal accounting system is used as the source of the market value of this account. Although obtained from a source believed to be reliable, we cannot guarantee its accuracy. You should review all account statements provided by the custodian and compare with the statements provided by RedTree.

Questions? Call 888.596.2293 or email [info@redtreeinv.com](mailto:info@redtreeinv.com)

Monthly Activity Reports  
 Medina City School District  
 US Bank Custodian Acct Ending x70982  
 From 10-01-18 Through 10-31-18

## GROSS INTEREST INCOME

Ex-Date	Pay-Date	Security	Amount
<b>U.S. GOVERNMENT AGENCY NOTES</b>			
10-01-18	10-01-18	Federal Natl Mtg Assoc 1.500% Due 09-30-20	15,975.00
10-15-18	10-15-18	Federal Home Ln Mtg 1.125% Due 04-15-19	12,487.50
10-29-18	10-29-18	Federal Natl Mtg Assoc 1.400% Due 10-29-19	16,940.00
			45,402.50
<b>U.S. TREASURY BILLS</b>			
10-11-18	10-11-18	US Treasury Bill 0.000% Due 10-11-18	23,832.61
10-25-18	10-25-18	US Treasury Bill 0.000% Due 10-25-18	969.75
			24,802.36
<b>MONEY MARKET FUND</b>			
10-01-18	10-01-18	First American Treasury Obligations Fund	58.56
<b>GROSS INCOME</b>			<b>70,263.42</b>

**Disclosures:**

RedTree's internal accounting system is used as the source of the market value of this account. Although obtained from a source believed to be reliable, we cannot guarantee its accuracy. You should review all account statements provided by the custodian and compare with the statements provided by RedTree.

Questions? Call 888.596.2293 or email [info@redtreeinv.com](mailto:info@redtreeinv.com)

**Purchase and Sale**  
**Medina City School District**  
**US Bank Custodian Acct Ending x70982**  
 From 10-01-18 Through 10-31-18

Trade Date	Settle Date	Quantity	Security	Unit Price	Amount
<b>PURCHASES</b>					
10-09-2018	10-11-2018	1,000,000	US Treasury Bill 0.000% Due 04-11-19	98.80	987,967.78
10-30-2018	10-31-2018	975,000	US Treasury Bill 0.000% Due 04-25-19	98.82	963,543.32
					1,951,511.10
<b>SALES</b>					
10-11-2018	10-11-2018	1,770,000	US Treasury Bill 0.000% Due 10-11-18	100.00	1,770,000.00
10-25-2018	10-25-2018	100,000	US Treasury Bill 0.000% Due 10-25-18	100.00	100,000.00
					1,870,000.00

**Disclosures:**

RedTree's internal accounting system is used as the source of the market value of this account. Although obtained from a source believed to be reliable, we cannot guarantee its accuracy. You should review all account statements provided by the custodian and compare with the statements provided by RedTree.

Questions? Call 888.596.2293 or email [info@redtreeinv.com](mailto:info@redtreeinv.com)

**Realized Gains/Losses**  
**Medina City School District**  
**US Bank Custodian Acct Ending x70982**  
 From 10-01-18 Through 10-31-18

Open Date	Close Date	Quantity	Security	Cost Basis	Proceeds	Gain Or Loss	
						Short Term	Long Term
TOTAL GAINS						0.00	0.00
TOTAL LOSSES						0.00	0.00
						0.00	0.00
TOTAL REALIZED GAIN/LOSS		0.00				0.00	0.00

**Disclosures:**

RedTree's internal accounting system is used as the source of the market value of this account. Although obtained from a source believed to be reliable, we cannot guarantee its accuracy. You should review all account statements provided by the custodian and compare with the statements provided by RedTree.

Questions? Call 888.596.2293 or email [info@redtreeinv.com](mailto:info@redtreeinv.com)

ENV# CEBGHBTBPNBNG\_BBBBB  
FIFTH THIRD SECURITIES, INC.  
MD 1MOB2A  
5050 KINGSLEY DRIVE  
CINCINNATI, OH 45263

MEDINA CITY SCHOOLS  
DAVID CHAMBERS  
739 WEYMOUTH RD  
MEDINA OH 44256



---

**STATEMENT FOR THE PERIOD OCTOBER 1, 2018 TO OCTOBER 31, 2018**

MEDINA CITY SCHOOLS - Corporation  
Account Number: [REDACTED]

---

**For questions about your accounts:**  
Local: 614 744 5496  
National: 800 228 8852

By the courtesy of:  
LEE/CARTER/SAVAGE

---

**TOTAL VALUE OF YOUR PORTFOLIO** **\$10,275,237.71**

---


**FOR YOUR INFORMATION**

Fifth Third Securities, Inc. Investments offered through Fifth Third Securities, Inc., member  
FINRA/SIPC

---

**CHANGE IN VALUE OF YOUR PORTFOLIO**

\$ millions



*Change In Value Of Your Portfolio* information can be found in Miscellaneous Footnotes at the end of this statement.

**Fifth Third Securities, Inc.**

MN\_CEBGHBTBPNBNG\_BBBBB 20181031

Account carried with National Financial Services LLC, Member  
NYSE, SIPC



Statement for the Period October 1, 2018 to October 31, 2018

MEDINA CITY SCHOOLS - Corporation

Account Number: [REDACTED]



## Account Overview

CHANGE IN ACCOUNT VALUE	Current Period	Year-to-Date
BEGINNING VALUE	\$10,284,698.00	\$9,690,786.57
Additions and Withdrawals	(\$19,590.08)	\$548,037.80
Income	\$19,590.08	\$157,883.15
Taxes, Fees and Expenses	\$0.00	\$0.00
Change in Value	(\$9,460.29)	(\$121,469.81)
ENDING VALUE (AS OF 10/31/18)	\$10,275,237.71	\$10,275,237.71

Refer to Miscellaneous Footnotes for more information on Change in Value.

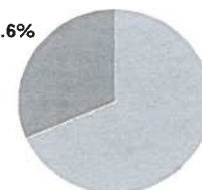
### INCOME

TAXABLE	Current Period	Year-to-Date
Taxable Dividends	\$8.30	\$3,847.49
Taxable Interest	\$19,581.78	\$154,035.66
TOTAL TAXABLE	\$19,590.08	\$157,883.15
<b>TOTAL INCOME</b>	<b>\$19,590.08</b>	<b>\$157,883.15</b>

Taxable income is determined based on information available to NFS at the time the statement was prepared, and is subject to change. Final information on taxation of interest and dividends is available on Form 1099-Div, which is mailed in February of the subsequent year.

### ACCOUNT ALLOCATION

U.S. Treasury / Agency Sec. 31.6%



CDs 68.4%

	Percent	Prior Period	Current Period
CDs	68.4 %	\$7,032,413.00	\$7,023,755.71
U.S. Treasury / Agency Sec.	31.6	\$3,252,285.00	\$3,251,482.00
<b>TOTAL</b>	<b>100.0 %</b>	<b>\$10,284,698.00</b>	<b>\$10,275,237.71</b>

*Account Allocation* shows the percentage that each asset class represents of your total account value. *Account Allocation* for equities, fixed income, and other categories may include mutual funds and may be net of short positions. NFS has made assumptions concerning how certain mutual funds are allocated. Closed-end mutual funds and Exchange Traded Products (ETPs) listed on an exchange may be included in the equity allocation. The chart may not reflect your actual portfolio allocation. Consult your broker/dealer prior to making investment decisions.

Statement for the Period October 1, 2018 to October 31, 2018

MEDINA CITY SCHOOLS - Corporation  
Account Number: [REDACTED]



## Account Overview *continued*

---

### MESSAGES AND ALERTS

Customers wishing to learn more about their investment professional can contact the FINRA BrokerCheck Hotline Number at 1-800-289-9999 or visit the FINRA Regulation website [www.finra.org](http://www.finra.org). Customers can also obtain an investor brochure that includes information describing the FINRA BrokerCheck program by contacting Brokerage Operations 1-888-889-1025.

Please note that the FDIC insured deposit at Fifth Third Bank under the Fifth Third BD Program is not covered by SIPC. The FDIC insured deposit is eligible for FDIC insurance subject to FDIC coverage limits at the time funds are deposited at Fifth Third Bank. As referenced in the Fifth Third BD Program disclosure document, clients are responsible for monitoring their total assets at Fifth Third Bank to determine the extent of available FDIC coverage.

Customers wishing to learn more about how an order is routed or executed should notify their investment professional in writing. Pursuant to SEC rules, customers can request details on the identity of the venue to which their orders were routed for execution. A written report will be furnished upon request. To learn more about how your order is routed online, please visit <https://www.53.com/investments>.

Fifth Third Securities reminds you to please promptly report any inaccuracies or discrepancies in your account to Brokerage Operations by calling 1-888-889-1025. Please reconfirm any oral communications in writing to your Investment Professional to further protect your rights under the Securities Investor Protection Act SIPA.

**Statement for the Period October 1, 2018 to October 31, 2018**

MEDINA CITY SCHOOLS - Corporation

Account Number: [REDACTED]



# Holdings

NFS-provided cost basis, realized gain (loss) and holding period information may not reflect all adjustments necessary for tax purposes. Please refer to Footnotes and Cost Basis Information at the end of this statement for more information.

For additional information regarding your holdings, please refer to the footnotes at the end of the statement.

## FIXED INCOME - 100.00% of Total Account Value

For an explanation of fixed income pricing, please see the last page. Redemption schedule(s), bond rating(s), and other information are provided where available. If information does not appear regarding a particular investment, it is not available. The ratings on this statement are provided by Standard & Poor's and/or Moody's to rate the quality based on the respective rating agency's assessment. Ratings information from Standard & Poor's ("S&P") may not be reproduced. S&P credit ratings are statements of opinion and are not statements of fact or recommendations to purchase, hold, or sell securities, nor do they address the suitability of securities for investment purposes, and should not be relied on as investment advice. S&P does not guarantee the accuracy, completeness, timeliness or availability of any information, including ratings, and is not responsible for errors or omissions (negligent or otherwise). S&P gives no express or implied warranties, including but not limited to any warranties of merchantability or fitness for a particular purpose or use. S&P shall not be liable for any direct, indirect, incidental, exemplary, compensatory, punitive, special or consequential damages, costs, expenses, legal fees, or losses (including lost income or profits and opportunity costs) in connection with any use of ratings.

Description	Symbol/Cusip Account Type	Quantity	Estimated Price on 10/31/18	Estimated Current Market Value	Estimated Annual Income	Original/Adjusted Cost Basis	Unrealized Gain (Loss)
<b>CDs</b>							
Certificates of Deposit (CDs), including Market Indexed CDs and Market Linked CDs (collectively, MCDs) are generally shown at estimated market prices based upon a matrix or model pricing method that may not represent the actual price if sold prior to maturity. However, CDs and MCDs may be shown at face value for up to seven calendar days from date of issue if estimated market prices have not been received from a third party pricing vendor. The actual value of CDs and MCDs may be different from their purchase price. CDs and MCDs are subject to interest rate risk. The estimated market price reflected for MCDs may not be based on the actual closing value of the linked market index on the final maturity date and the market value of MCDs may not correspond directly to increases or decreases in the underlying linked market index. You may sell CDs or MCDs in the secondary market subject to market conditions. The secondary market for CDs and MCDs is generally illiquid. If sold prior to maturity, the value of MCDs may be less than the purchase amount or face value. The sale or redemption of any fixed income security prior to maturity may result in a substantial gain or loss, and an early withdrawal penalty may apply. Certain MCDs may only be redeemed on pre-specified liquidation dates and may have call features that allow the issuer to call the MCD prior to maturity. Certain Step Rate CDs are also subject to reinvestment risk if call provisions are exercised by the issuer and if a CD with a comparable rate is not available.							
See sales materials or contact your broker/dealer for additional information.							
<b>MB FINL BK NA CHIC. IL CD 1.30000%</b>	55266CUM6	250,000	\$0.99757	\$249,392.50	\$3,250.00	\$250,000.00	
02/08/2019 FDIC INSURED	CASH						
CPN PMT MONTHLY							
Next Interest Payable: 11/08/18							
Estimated Yield 1.30%							
Accrued Interest \$213.70							
Average Unit Cost \$1.00							
Adjusted Cost Basis						\$250,000.00	D (\$607.50)
<b>HARBORONE BK BROCKTON MA CD 1.40000%</b>	41166HAQ9	250,000	\$0.99749	\$249,372.50	\$3,500.00	\$250,000.00	
02/21/2019 FDIC INSURED	CASH						
CPN PMT MONTHLY							

Fifth Third Securities, Inc.

Account carried with National Financial Services LLC, Member  
NYSE, SIPC

MN \_CEBGHBTBPBJNBNG\_BBBBB 20181031

Statement for the Period October 1, 2018 to October 31, 2018

MEDINA CITY SCHOOLS - Corporation  
Account Number: [REDACTED]



FIXED INCOME *continued*

Description	Symbol/Cusip Account Type	Quantity	Estimated Price on 10/31/18	Estimated Current Market Value	Estimated Annual Income	Original/Adjusted Cost Basis	Unrealized Gain (Loss)
<b>HARBORONE BK BROCKTON MA CD 1.40000%</b>	41166HAQ9	<b><i>continued</i></b>					
Next Interest Payable: 11/21/18							
CALLABLE ON 11/21/2018 @ 100.0000							
Estimated Yield 1.40%							
Accrued Interest \$105.48							
Average Unit Cost \$1.00							
Adjusted Cost Basis						\$250,000.00 D	(\$627.50)
<b>WOORI AMER BK NEW YORK N Y CD 1.30000%</b>	981059AW8	250,000	\$0.99703	\$249,257.50	\$3,250.00	\$250,000.00	
02/24/2019 FDIC INSURED	CASH						
CPN PMT SEMI-ANNUAL							
ON AUG 24, FEB 24							
Next Interest Payable: 02/24/19							
Estimated Yield 1.30%							
Accrued Interest \$614.38							
Average Unit Cost \$1.00							
Adjusted Cost Basis						\$250,000.00 D	(\$742.50)
<b>TRADITION CAP BK EDINA MINN CD 1.35000%</b>	89269FCP8	250,000	\$0.9951	\$248,775.00	\$3,375.00	\$250,000.00	
04/30/2019 FDIC INSURED	CASH						
CPN PMT MONTHLY							
Next Interest Payable: 11/30/18							
Estimated Yield 1.35%							
Accrued Interest \$36.99							
Average Unit Cost \$1.00							
Adjusted Cost Basis						\$250,000.00 D	(\$1,225.00)
<b>CAPITAL BK LITTLE ROCK CD 1.40000%</b>	139797FV1	250,000	\$0.99483	\$248,707.50	\$3,500.00	\$250,000.00	
05/17/2019 FDIC INSURED	CASH						
CPN PMT MONTHLY							
Next Interest Payable: 11/17/18							
Estimated Yield 1.40%							
Accrued Interest \$143.84							
Average Unit Cost \$1.00							
Adjusted Cost Basis						\$250,000.00 D	(\$1,292.50)
<b>FIFTH THIRD BK CINCINNATI STN CD</b>	316777WA5	245,000	\$0.9992	\$244,804.00		\$245,000.00	
2.25000% 05/30/2019 FDIC INSURED	CASH						
CPN PMT @ MATURITY							
ON MAY 30							
1ST CPN DTE 05/30/2019							
Accrued Interest \$2340.92							

Fifth Third Securities, Inc.

Account carried with National Financial Services LLC, Member  
NYSE, SIPC

MN\_CEBGHBTBPNBNG\_BBBBB 20181031

Statement for the Period October 1, 2018 to October 31, 2018

MEDINA CITY SCHOOLS - Corporation  
Account Number: [REDACTED]



FIXED INCOME *continued*

Description	Symbol/Cusip Account Type	Quantity	Estimated Price on 10/31/18	Estimated Current Market Value	Estimated Annual Income	Original/Adjusted Cost Basis	Unrealized Gain (Loss)
<b>FIFTH THIRD BK CINCINNATI STN CD</b>	316777WA5	<b>continued</b>					
Average Unit Cost \$1.00							
Adjusted Cost Basis						\$245,000.00 D	(\$196.00)
<b>STATE BK INDIA NEW YORK NY CD 1.60000%</b>	856285CB5	250,000	\$0.99493	\$248,732.50	\$4,000.00	\$250,000.00	
06/24/2019 FDIC INSURED	CASH						
CPN PMT SEMI-ANNUAL							
ON DEC 23, JUN 23							
Next Interest Payable: 12/23/18							
Estimated Yield 1.60%							
Accrued Interest \$1435.62							
Average Unit Cost \$1.00							
Adjusted Cost Basis						\$250,000.00 D	(\$1,267.50)
<b>FIRST CENTY BK TAZEWEILL TENN CD 1.50000%</b>	319428AB4	250,000	\$0.99271	\$248,177.50	\$3,750.00	\$250,000.00	
08/09/2019 FDIC INSURED	CASH						
CPN PMT MONTHLY							
Next Interest Payable: 11/10/18							
Estimated Yield 1.51%							
Accrued Interest \$226.03							
Average Unit Cost \$1.00							
Adjusted Cost Basis						\$250,000.00 D	(\$1,822.50)
<b>SUMMIT CMNTY BK MOOREFIELD WV CD</b>	86604XLJ3	250,000	\$0.98814	\$247,035.00	\$3,625.00	\$250,000.00	
1.45000% 11/08/2019 FDIC INSURED	CASH						
CPN PMT MONTHLY							
Next Interest Payable: 11/08/18							
Estimated Yield 1.46%							
Accrued Interest \$238.36							
Average Unit Cost \$1.00							
Adjusted Cost Basis						\$250,000.00 D	(\$2,965.00)
<b>YADKIN VY BK &amp; TR CO ELKIN N C CD</b>	984308ET9	250,000	\$0.98523	\$246,307.50	\$3,750.00	\$250,000.00	
1.50000% 01/24/2020 FDIC INSURED	CASH						
CPN PMT MONTHLY							
Next Interest Payable: 11/25/18							
Estimated Yield 1.52%							
Accrued Interest \$71.92							
Average Unit Cost \$1.00							
Adjusted Cost Basis						\$250,000.00 D	(\$3,692.50)
<b>WORLDS FOREMOST BK SYDNEY NEB CD</b>	981571CX8	200,000	\$0.98817	\$197,634.00	\$3,500.00	\$200,000.00	

Fifth Third Securities, Inc.

Account carried with National Financial Services LLC, Member  
NYSE, SIPC

MN\_CEBGHBTBPNBNG\_BBBBB 20181031

Statement for the Period October 1, 2018 to October 31, 2018

MEDINA CITY SCHOOLS - Corporation  
Account Number: [REDACTED]



FIXED INCOME *continued*

Description	Symbol/Cusip Account Type	Quantity	Estimated Price on 10/31/18	Estimated Current Market Value	Estimated Annual Income	Original/Adjusted Cost Basis	Unrealized Gain (Loss)
<b>WORLDS FOREMOST BK SYDNEY NEB CD</b> 1.75000% 01/27/2020 FDIC INSURED CPN PMT MONTHLY Next Interest Payable: 11/26/18 Estimated Yield 1.77% Accrued Interest \$57.53 Average Unit Cost \$1.00 Adjusted Cost Basis	981571CX8 CASH	<i>continued</i>				\$200,000.00 D	(\$2,366.00)
<b>WELLS FARGO BANK NATL ASSN CD 1.75000%</b> 02/03/2020 FDIC INSURED CPN PMT MONTHLY Next Interest Payable: 11/01/18 Estimated Yield 1.77% Accrued Interest \$371.58 Average Unit Cost \$1.00 Adjusted Cost Basis	949763EG7 CASH	250,000	\$0.98792	\$246,980.00	\$4,375.00	\$250,000.00 D	(\$3,020.00)
<b>TIAA FSB JACKSONVILLE FLA 1.95000%</b> 11/23/2020 CD FDIC INSURED CPN PMT SEMI-ANNUAL ON MAY 21, NOV 21 Next Interest Payable: 11/21/18 Estimated Yield 1.99% Accrued Interest \$2164.13 Average Unit Cost \$1.00 Adjusted Cost Basis	87270LAW3 CASH	247,000	\$0.97815	\$241,603.05	\$4,816.50	\$247,000.00 D	(\$5,396.95)
<b>ALLY BK MIDVALE UTAH CD 2.50000%</b> 02/01/2021 FDIC INSURED CPN PMT SEMI-ANNUAL ON AUG 01, FEB 01 Next Interest Payable: 02/01/19 Estimated Yield 2.53% Accrued Interest \$1543.84 Average Unit Cost \$1.00 Adjusted Cost Basis	02007GAU7 CASH	245,000	\$0.98745	\$241,925.25	\$6,125.00	\$245,000.00 D	(\$3,074.75)
<b>PRIME ALLIANCE BK UTAH CD 2.30000%</b> 03/15/2021 FDIC INSURED CPN PMT MONTHLY Next Interest Payable: 11/13/18	74160NFW5 CASH	245,000	\$0.98181	\$240,543.45	\$5,635.00	\$245,000.00	

Fifth Third Securities, Inc.

Account carried with National Financial Services LLC, Member  
NYSE, SIPC

MN\_CEBGHBTBPNBNG\_BBBBB 20181031



Statement for the Period October 1, 2018 to October 31, 2018

MEDINA CITY SCHOOLS - Corporation  
Account Number: [REDACTED]



FIXED INCOME *continued*

Description	Symbol/Cusip Account Type	Quantity	Estimated Price on 10/31/18	Estimated Current Market Value	Estimated Annual Income	Original/Adjusted Cost Basis	Unrealized Gain (Loss)
<b>PRIME ALLIANCE BK UTAH CD 2.30000%</b>	74160NFW5	<i>continued</i>					
Estimated Yield 2.34%							
Accrued Interest \$293.33							
Average Unit Cost \$1.00							
Adjusted Cost Basis						\$245,000.00 D	(\$4,456.55)
<b>CAPITAL ONE BK USA NATL ASSN CD 2.25000%</b>	1404202B5	245,000	\$0.97249	\$238,260.05	\$5,512.50	\$243,858.30	
04/19/2021 FDIC INSURED	CASH						
CPN PMT SEMI-ANNUAL							
ON OCT 19, APR 19							
Next Interest Payable: 04/19/19							
Estimated Yield 2.31%							
Accrued Interest \$196.34							
Average Unit Cost \$1.00							
Adjusted Cost Basis						\$243,858.30 D	(\$5,598.25)
<b>THIRD FED SVGS &amp; LN ASSN OF CD 2.50000%</b>	88413QBZ0	245,000	\$0.98461	\$241,229.45	\$6,125.00	\$245,000.00	
05/28/2021 FDIC INSURED	CASH						
CPN PMT SEMI-ANNUAL							
ON AUG 28, FEB 28							
Next Interest Payable: 02/28/19							
Estimated Yield 2.53%							
Accrued Interest \$1090.75							
Average Unit Cost \$1.00							
Adjusted Cost Basis						\$245,000.00 D	(\$3,770.55)
<b>KS STATEBANK MANHATTAN KS CD 2.50000%</b>	50116CBX6	245,000	\$0.98393	\$241,062.85	\$6,125.00	\$245,000.00	
06/21/2021 FDIC INSURED	CASH						
CPN PMT MONTHLY							
Next Interest Payable: 11/21/18							
Estimated Yield 2.54%							
Accrued Interest \$184.59							
Average Unit Cost \$1.00							
Adjusted Cost Basis						\$245,000.00 D	(\$3,937.15)
<b>FIRST CHOICE BK CERRITOS CALIF CD</b>	319461BJ7	250,000	\$0.97471	\$243,677.50	\$3,750.00	\$250,000.00	
1.50000% 06/30/2021 FDIC INSURED	CASH						
CPN PMT MONTHLY							
Next Interest Payable: 11/30/18							
CALLABLE ON 11/30/2018 @ 100.0000							
STEP COUPON							
RESET FREQUENCY TERM MODE							

Fifth Third Securities, Inc.

Account carried with National Financial Services LLC, Member  
NYSE, SIPC

MN\_CEBGHBTBPNBNG\_BBBBB 20181031

Statement for the Period October 1, 2018 to October 31, 2018

MEDINA CITY SCHOOLS - Corporation  
Account Number: [REDACTED]



FIXED INCOME *continued*

Description	Symbol/Cusip Account Type	Quantity	Estimated Price on 10/31/18	Estimated Current Market Value	Estimated Annual Income	Original/Adjusted Cost Basis	Unrealized Gain (Loss)
<b>FIRST CHOICE BK CERRITOS CALIF CD</b> NEXT RESET 06/29/2019 @ 2.25000 Estimated Yield 1.53% Accrued Interest \$10.27 Average Unit Cost \$1.00 Adjusted Cost Basis	319461BJ7	<i>continued</i>				\$250,000.00 D	(\$6,322.50)
<b>NORTHPOINTE BK GRAND RAPIDS MI CD</b> 2.55000% 07/19/2021 FDIC INSURED CPN PMT MONTHLY Next Interest Payable: 11/19/18 Estimated Yield 2.59% Accrued Interest \$222.51 Average Unit Cost \$1.00 Adjusted Cost Basis	666613GN8 CASH	245,000	\$0.98448	\$241,197.60	\$6,247.50	\$245,000.00	
<b>SECURITY FED BK AIKEN S C CD 2.40000%</b> 08/09/2021 FDIC INSURED CPN PMT MONTHLY Next Interest Payable: 11/07/18 CALLABLE ON 11/07/2018 @ 100.0000 Estimated Yield 2.44% Accrued Interest \$402.74 Average Unit Cost \$1.00 Adjusted Cost Basis	81423LCE0 CASH	245,000	\$0.97999	\$240,097.55	\$5,880.00	\$245,000.00 D	(\$3,802.40)
<b>CELTIC BK SALT LAKE CITY UTAH CD</b> 2.85000% 08/24/2021 FDIC INSURED CPN PMT MONTHLY Next Interest Payable: 11/24/18 Estimated Yield 2.87% Accrued Interest \$153.04 Average Unit Cost \$1.00 Adjusted Cost Basis	15118RPT8 CASH	245,000	\$0.99164	\$242,951.80	\$6,982.50	\$245,000.00 D	(\$2,048.20)
<b>FIRSTTRUST SVGS BK PA CD 2.55000%</b> 09/13/2021 FDIC INSURED CPN PMT MONTHLY Next Interest Payable: 11/12/18 Estimated Yield 2.59% Accrued Interest \$342.33 Average Unit Cost \$1.00	337630BJ5 CASH	245,000	\$0.98305	\$240,847.25	\$6,247.50	\$245,000.00	

Fifth Third Securities, Inc.

Account carried with National Financial Services LLC, Member  
NYSE, SIPC

MN \_CEBGHBTBPNBNG\_BBBBB 20181031

Statement for the Period October 1, 2018 to October 31, 2018

MEDINA CITY SCHOOLS - Corporation  
Account Number: [REDACTED]



FIXED INCOME *continued*

Description	Symbol/Cusip Account Type	Quantity	Estimated Price on 10/31/18	Estimated Current Market Value	Estimated Annual Income	Original/Adjusted Cost Basis	Unrealized Gain (Loss)
<b>FIRSTTRUST SVGS BK PA CD 2.55000%</b>	337630BJ5	<i>continued</i>					
Adjusted Cost Basis						\$245,000.00 D	(\$4,152.75)
<b>MEDALLION BK UTAH CD 2.45000% 02/16/2022</b>	58404DBD2	245,000	\$0.9754	\$238,973.00	\$6,002.50	\$245,000.00	
FDIC INSURED	CASH						
CPN PMT MONTHLY							
Next Interest Payable: 11/16/18							
Estimated Yield 2.51%							
Accrued Interest \$263.12							
Average Unit Cost \$1.00							
Adjusted Cost Basis						\$245,000.00 D	(\$6,027.00)
<b>HSBC BK USA N A MC LEAN VA CD 1.75000%</b>	40434YFM4	250,000	\$0.9853	\$246,325.00	\$4,375.00	\$250,000.00	
02/17/2022 FDIC INSURED	CASH						
CPN PMT QUARTERLY							
ON MAY 17, AUG 17, NOV 17, FEB 17							
Next Interest Payable: 11/17/18							
CALLABLE ON 02/17/2019 @ 100.0000							
STEP COUPON							
RESET FREQUENCY TERM MODE							
NEXT RESET 02/17/2019 @ 2.30000							
Estimated Yield 1.77%							
Accrued Interest \$898.97							
Average Unit Cost \$1.00							
Adjusted Cost Basis						\$250,000.00 D	(\$3,675.00)
<b>NORTHFIELD BK STATEN ISLAND NY CD</b>	66612ACG1	245,000	\$0.97529	\$238,946.05	\$6,002.50	\$245,000.00	
2.45000% 02/22/2022 FDIC INSURED	CASH						
CPN PMT SEMI-ANNUAL							
ON AUG 21, FEB 21							
Next Interest Payable: 02/21/19							
Estimated Yield 2.51%							
Accrued Interest \$1184.05							
Average Unit Cost \$1.00							
Adjusted Cost Basis						\$245,000.00 D	(\$6,053.95)
<b>BRIDGEWATER BK BLOOMINGTON MN CD</b>	108622GY1	245,000	\$0.9922	\$243,089.00	\$7,595.00	\$245,000.00	
3.10000% 08/15/2022 FDIC INSURED	CASH						
CPN PMT MONTHLY							
Next Interest Payable: 11/15/18							
CALLABLE ON 02/15/2019 @ 100.0000							
Estimated Yield 3.12%							

Fifth Third Securities, Inc.

Account carried with National Financial Services LLC, Member  
NYSE, SIPC

MN\_CEBGHBTBPNBNG\_BBBBB 20181031

Statement for the Period October 1, 2018 to October 31, 2018

MEDINA CITY SCHOOLS - Corporation  
Account Number: [REDACTED]



FIXED INCOME *continued*

Description	Symbol/Cusip Account Type	Quantity	Estimated Price on 10/31/18	Estimated Current Market Value	Estimated Annual Income	Original/Adjusted Cost Basis	Unrealized Gain (Loss)
<b>BRIDGEWATER BK BLOOMINGTON MN CD</b>	108622GY1	<i>continued</i>					
Accrued Interest \$353.74							
Average Unit Cost \$1.00							
Adjusted Cost Basis						\$245,000.00 D	(\$1,911.00)
<b>JPMORGAN CHASE BK CD 2.00000% 08/16/2022</b>	48126YDE0	248,000	\$0.97022	\$240,614.56	\$4,960.00	\$248,000.00	
FDIC INSURED	CASH						
CPN PMT SEMI-ANNUAL							
ON FEB 16, AUG 16							
Next Interest Payable: 02/16/19							
CALLABLE ON 02/16/2019 @ 100.0000							
STEP COUPON							
RESET FREQUENCY TERM MODE							
NEXT RESET 08/16/2021 @ 4.00000							
Estimated Yield 2.06%							
Accrued Interest \$1032.77							
Average Unit Cost \$1.00							
Adjusted Cost Basis						\$248,000.00 D	(\$7,385.44)
<b>FIRST ST BK DEQUEEN ARK CD 1.75000%</b>	336460CJ7	248,000	\$0.9566	\$237,236.80	\$4,340.00	\$248,000.00	
08/31/2022 FDIC INSURED	CASH						
CPN PMT MONTHLY							
Next Interest Payable: 11/30/18							
CALLABLE ON 11/30/2018 @ 100.0000							
STEP COUPON							
RESET FREQUENCY TERM MODE							
NEXT RESET 08/31/2019 @ 2.00000							
Estimated Yield 1.82%							
Average Unit Cost \$1.00							
Adjusted Cost Basis						\$248,000.00 D	(\$10,763.20)
<b>Total CDs</b>		<b>7,128,000</b>		<b>\$7,023,755.71</b>	<b>\$136,596.50</b>	<b>\$7,126,858.30</b>	<b>(\$103,102.59)</b>
<b>U.S. Treasury / Agency Securities</b>							
<b>FEDERAL HOME LOAN BANKS BOND 2.15000%</b>	3130ADEZ1	400,000	\$98.548	\$394,192.00	\$8,600.00	\$399,416.00	
08/07/2020	CASH						
MOODY'S Aaa /S&P AA+							
CPN PMT SEMI-ANNUAL							
ON AUG 07, FEB 07							
Next Interest Payable: 02/07/19							
CALLABLE ON 11/07/2018 @ 100.0000							

Fifth Third Securities, Inc.

Account carried with National Financial Services LLC, Member  
NYSE, SIPC

MN\_CEBGHBTBPPBJNBNG\_BBBBB 20181031

Statement for the Period October 1, 2018 to October 31, 2018

MEDINA CITY SCHOOLS - Corporation  
Account Number: [REDACTED]



FIXED INCOME *continued*

Description	Symbol/Cusip Account Type	Quantity	Estimated Price on 10/31/18	Estimated Current Market Value	Estimated Annual Income	Original/Adjusted Cost Basis	Unrealized Gain (Loss)
<b>FEDERAL HOME LOAN BANKS BOND 2.15000%</b>	3130ADEZ1	<b>continued</b>					
Accrued Interest \$2006.67							
Average Unit Cost \$99.85							
Adjusted Cost Basis						\$399,416.00 D	(\$5,224.00)
<b>FEDERAL NATL MTG ASSN NOTE 1.50000%</b>	3136G3AN5	500,000	\$98.661	\$493,305.00	\$7,500.00	\$495,225.00	
03/16/2021	CASH						
MOODY'S Aaa /S&P AA+							
CPN PMT SEMI-ANNUAL							
ON SEP 16, MAR 16							
Next Interest Payable: 03/16/19							
CALLABLE ON 12/16/2018 @ 100.0000							
STEP COUPON							
RESET FREQUENCY TERM MODE							
NEXT RESET 03/16/2019 @ 1.75000							
Accrued Interest \$937.50							
Average Unit Cost \$99.05							
Adjusted Cost Basis						\$495,225.00 D	(\$1,920.00)
Unrealized Market Discount Income \$263.78 Q							
<b>FEDERAL HOME LN MTG CORP MTN 2.65000%</b>	3134GSEG6	700,000	\$98.717	\$691,019.00	\$18,550.00	\$700,000.00	
11/24/2021	CASH						
MOODY'S Aaa /S&P AA+							
CPN PMT SEMI-ANNUAL							
ON MAY 24, NOV 24							
Next Interest Payable: 11/24/18							
CALLABLE ON 11/24/2018 @ 100.0000							
Accrued Interest \$8089.86							
Average Unit Cost \$100.00							
Adjusted Cost Basis						\$700,000.00 D	(\$8,981.00)
<b>FEDERAL HOME LN MTG CORP MTN 2.35000%</b>	3134GBCW0	700,000	\$97.748	\$684,236.00	\$16,450.00	\$693,189.00	
03/29/2022	CASH						
MOODY'S Aaa /S&P AA+							
CPN PMT SEMI-ANNUAL							
ON SEP 29, MAR 29							
Next Interest Payable: 03/29/19							
CALLABLE ON 12/29/2018 @ 100.0000							
Accrued Interest \$1462.22							
Average Unit Cost \$99.03							
Adjusted Cost Basis						\$693,189.00 D	(\$8,953.00)

Fifth Third Securities, Inc.

MN\_CEBGHBTPBBJNBNG\_BBBBBB 20181031

Account carried with National Financial Services LLC, Member  
NYSE, SIPC

Statement for the Period October 1, 2018 to October 31, 2018

MEDINA CITY SCHOOLS - Corporation  
Account Number: [REDACTED]



FIXED INCOME *continued*

Description	Symbol/Cusip Account Type	Quantity	Estimated Price on 10/31/18	Estimated Current Market Value	Estimated Annual Income	Original/Adjusted Cost Basis	Unrealized Gain (Loss)
<b>FEDERAL HOME LN MTG CORP MTN 2.00000%</b> 05/24/2022 MOODY'S Aaa /S&P AA+ CPN PMT SEMI-ANNUAL ON NOV 24, MAY 24 Next Interest Payable: 11/24/18 CALLABLE ON 11/24/2018 @ 100.0000 STEP COUPON RESET FREQUENCY TERM MODE NEXT RESET 05/24/2019 @ 2.50000 Accrued Interest \$4361.11 Average Unit Cost \$99.25 Adjusted Cost Basis	3134GBMW9 CASH	500,000	\$98.067	\$490,335.00	\$10,000.00	\$496,250.00	
						\$496,250.00	D (\$5,915.00)
<b>FEDERAL HOME LOAN BANKS BOND 2.00000%</b> 02/15/2023 MOODY'S Aaa /S&P AA+ CPN PMT SEMI-ANNUAL ON AUG 15, FEB 15 Next Interest Payable: 02/15/19 CALLABLE ON 02/15/2019 @ 100.0000 STEP COUPON RESET FREQUENCY TERM MODE NEXT RESET 02/15/2019 @ 3.00000 Accrued Interest \$2111.11 Average Unit Cost \$100.00 Adjusted Cost Basis	3130ADGG1 CASH	500,000	\$99.679	\$498,395.00	\$10,000.00	\$500,000.00	
						\$500,000.00	D (\$1,605.00)
<b>Total U.S. Treasury / Agency Securities</b>		<b>3,300,000</b>		<b>\$3,251,482.00</b>	<b>\$71,100.00</b>	<b>\$3,284,080.00</b>	<b>(\$32,598.00)</b>
<b>Total Fixed Income</b>		<b>10,428,000</b>		<b>\$10,275,237.71</b>	<b>\$207,696.50</b>	<b>\$10,410,938.30</b>	<b>(\$135,700.59)</b>
<b>Total Securities</b>				<b>\$10,275,237.71</b>	<b>\$207,696.50</b>	<b>\$10,410,938.30</b>	<b>(\$135,700.59)</b>
<b>TOTAL PORTFOLIO VALUE</b>				<b>\$10,275,237.71</b>	<b>\$207,696.50</b>	<b>\$10,410,938.30</b>	<b>(\$135,700.59)</b>

Fifth Third Securities, Inc.

MN\_CEBGHBTBPNBNG\_BBBBB 20181031

Account carried with National Financial Services LLC, Member  
NYSE, SIPC



**Statement for the Period October 1, 2018 to October 31, 2018**

MEDINA CITY SCHOOLS - Corporation

Account Number: [REDACTED]



## Activity

NFS-provided cost basis, realized gain (loss) and holding period information may not reflect all adjustments necessary for tax purposes. Please refer to Footnotes and Cost Basis Information at the end of this statement for more information.

**CORE FUND ACTIVITY**

Settlement Date	Account Type	Transaction	Description	Quantity	Amount
10/01/18	CASH	YOU BOUGHT	FEDERATED TREASURY OBLIGATIONS IS @ 1	9,598.58	(\$9,598.58)
10/08/18	CASH	YOU BOUGHT	FEDERATED TREASURY OBLIGATIONS IS @ 1	1,048.36	(\$1,048.36)
10/10/18	CASH	YOU BOUGHT	FEDERATED TREASURY OBLIGATIONS IS @ 1	308.22	(\$308.22)
10/12/18	CASH	YOU BOUGHT	FEDERATED TREASURY OBLIGATIONS IS @ 1	513.49	(\$513.49)
10/15/18	CASH	YOU BOUGHT	FEDERATED TREASURY OBLIGATIONS IS @ 1	1,087.4	(\$1,087.40)
10/16/18	CASH	YOU BOUGHT	FEDERATED TREASURY OBLIGATIONS IS @ 1	493.36	(\$493.36)
10/17/18	CASH	YOU BOUGHT	FEDERATED TREASURY OBLIGATIONS IS @ 1	287.67	(\$287.67)
10/19/18	CASH	YOU BOUGHT	FEDERATED TREASURY OBLIGATIONS IS @ 1	3,277.29	(\$3,277.29)
10/22/18	CASH	YOU BOUGHT	FEDERATED TREASURY OBLIGATIONS IS @ 1	791.09	(\$791.09)
10/24/18	CASH	YOU BOUGHT	FEDERATED TREASURY OBLIGATIONS IS @ 1	573.9	(\$573.90)

**Fifth Third Securities, Inc.**

MN\_CEBGHBTBPNBNG\_BBBBB 20181031

Account carried with National Financial Services LLC, Member  
NYSE, SIPC

**Statement for the Period October 1, 2018 to October 31, 2018**

MEDINA CITY SCHOOLS - Corporation  
Account Number: [REDACTED]



**CORE FUND ACTIVITY** *continued*

Settlement Date	Account Type	Transaction	Description	Quantity	Amount
10/25/18	CASH	YOU BOUGHT	FEDERATED TREASURY OBLIGATIONS IS @ 1	308.22	(\$308.22)
10/26/18	CASH	YOU BOUGHT	FEDERATED TREASURY OBLIGATIONS IS @ 1	287.67	(\$287.67)
10/30/18	CASH	YOU BOUGHT	FEDERATED TREASURY OBLIGATIONS IS @ 1	359.59	(\$359.59)
10/31/18	CASH	YOU SOLD	FEDERATED TREASURY OBLIGATIONS IS @ 1	(18,934.84)	\$18,934.84
<b>TOTAL CORE FUND ACTIVITY</b>					<b>\$0.00</b>

**ACTIVITY > ADDITIONS AND WITHDRAWALS > OTHER ADDITIONS AND WITHDRAWALS**

Date	Account Type	Transaction	Description	Quantity	Amount
<b>Other Additions and Withdrawals</b>					
10/31/18	CASH	WIRE TRANS TO BANK	WD56270661		(\$19,590.08)
<b>Total Other Additions and Withdrawals</b>					<b>(\$19,590.08)</b>
<b>TOTAL ADDITIONS AND WITHDRAWALS</b>					<b>(\$19,590.08)</b>

**ACTIVITY > INCOME > TAXABLE INCOME**

Settlement Date	Account Type	Transaction	Description	Quantity	Amount
<b>Taxable Dividends</b>					
09/28/18	CASH	DIVIDEND RECEIVED	FEDERATED TREASURY OBLIGATIONS IS DIVIDEND RECEIVED		\$8.30
<b>Total Taxable Dividends</b>					<b>\$8.30</b>

**Fifth Third Securities, Inc.**

MN\_CEBGHBTBPNBNG\_BBBBB 20181031

Account carried with National Financial Services LLC, Member  
NYSE, SIPC

Statement for the Period October 1, 2018 to October 31, 2018

MEDINA CITY SCHOOLS - Corporation  
Account Number: [REDACTED]



ACTIVITY > INCOME > TAXABLE INCOME *continued*

Settlement Date	Account Type	Transaction	Description	Quantity	Amount
<b>Taxable Interest</b>					
09/30/18	CASH	INTEREST	FIRST CHOICE BK CERRITOS CALIF CD 1.50000% 06/30/2021		\$371.58
09/30/18	CASH	INTEREST	FIRST ST BK DEQUEEN ARK CD 1.75000% 08/31/2022		\$356.71
09/30/18	CASH	INTEREST	TRADITION CAP BK EDINA MINN CD 1.35000% 04/30/2019		\$277.40
10/01/18	CASH	INTEREST	FEDERAL HOME LN MTG CORP MTN 2.35000% 03/29/2022		\$8,225.00
10/01/18	CASH	INTEREST	WELLS FARGO BANK NATL ASSN CD 1.75000% 02/03/2020		\$359.59
10/07/18	CASH	INTEREST	SECURITY FED BK AIKEN S C CD 2.40000% 08/09/2021		\$483.29
10/08/18	CASH	INTEREST	MB FINL BK NA CHIC. IL CD 1.30000% 02/08/2019		\$267.12
10/08/18	CASH	INTEREST	SUMMIT CMNTY BK MOOREFIELD WV CD 1.45000% 11/08/2019		\$297.95
10/10/18	CASH	INTEREST	FIRST CENTY BK TAZEWEILL TENN CD 1.50000% 08/09/2019		\$308.22
10/12/18	CASH	INTEREST	FIRSTTRUST SVGS BK PA CD 2.55000% 09/13/2021		\$513.49
10/13/18	CASH	INTEREST	PRIME ALLIANCE BK UTAH CD 2.30000% 03/15/2021		\$463.15

Fifth Third Securities, Inc.

MN\_CEBGHBTBPNBNG\_BBBBBB 20181031

Account carried with National Financial Services LLC, Member  
NYSE, SIPC

**Statement for the Period October 1, 2018 to October 31, 2018**

MEDINA CITY SCHOOLS - Corporation  
Account Number: [REDACTED]



**ACTIVITY > INCOME > TAXABLE INCOME** *continued*

Settlement Date	Account Type	Transaction	Description	Quantity	Amount
10/15/18	CASH	INTEREST	BRIDGEWATER BK BLOOMINGTON MN CD 3.10000% 08/15/2022		\$624.25
10/16/18	CASH	INTEREST	MEDALLION BK UTAH CD 2.45000% 02/16/2022		\$493.36
10/17/18	CASH	INTEREST	CAPITAL BK LITTLE ROCK CD 1.40000% 05/17/2019		\$287.67
10/19/18	CASH	INTEREST	CAPITAL ONE BK USA NATL ASSN CD 2.25000% 04/19/2021		\$2,763.80
10/19/18	CASH	INTEREST	NORTHPOINTE BK GRAND RAPIDS MI CD 2.55000% 07/19/2021		\$513.49
10/21/18	CASH	INTEREST	HARBORONE BK BROCKTON MA CD 1.40000% 02/21/2019		\$287.67
10/21/18	CASH	INTEREST	KS STATEBANK MANHATTAN KS CD 2.50000% 06/21/2021		\$503.42
10/24/18	CASH	INTEREST	CELTIC BK SALT LAKE CITY UTAH CD 2.85000% 08/24/2021		\$573.90
10/25/18	CASH	INTEREST	YADKIN VY BK & TR CO ELKIN N C CD 1.50000% 01/24/2020		\$308.22
10/26/18	CASH	INTEREST	WORLDS FOREMOST BK SYDNEY NEB CD 1.75000% 01/27/2020		\$287.67
10/30/18	CASH	INTEREST	FIRST CHOICE BK CERRITOS CALIF CD 1.50000% 06/30/2021		\$359.59
10/31/18	CASH	INTEREST	FIRST ST BK DEQUEEN ARK CD 1.75000% 08/31/2022		\$368.60

**Fifth Third Securities, Inc.**

MN\_CEBGHBTPBBJNBNG\_BBBBBB 20181031

Account carried with National Financial Services LLC, Member  
NYSE, SIPC

**Statement for the Period October 1, 2018 to October 31, 2018**

MEDINA CITY SCHOOLS - Corporation  
Account Number: [REDACTED]



**ACTIVITY > INCOME > TAXABLE INCOME** *continued*

Settlement Date	Account Type	Transaction	Description	Quantity	Amount
10/31/18	CASH	INTEREST	TRADITION CAP BK EDINA MINN CD 1.35000% 04/30/2019		\$286.64
<b>Total Taxable Interest</b>					<b>\$19,581.78</b>
<b>Total Taxable Income</b>					<b>\$19,590.08</b>
<b>TOTAL INCOME</b>					<b>\$19,590.08</b>

## Footnotes and Cost Basis Information

Amortization, accretion and similar adjustments to cost basis have been provided for many fixed income securities (and some bond-like equities), however, they are not provided for certain types, such as short-term instruments, Unit Investment Trusts, foreign fixed income securities, or those that are subject to early prepayment of principal (pay downs). Where current year premium or acquisition premium amortization is provided, the prior years' cumulative amortization is reflected in the adjusted cost basis, but we cannot provide a breakdown or the total of such prior amortization amounts.

NFS is required to report certain cost basis and related information to the IRS on the Form 1099-B. Your official 1099-B forms for certain transactions will reflect which lots have been sold for tax purposes. To apply a specific identification cost basis method to 1099-B reporting, appropriate instructions must be on file with NFS or be received by NFS before the trade has settled. Absent such instructions, NFS determines cost basis at the time of sale based on its default methods of average cost for open-end mutual funds and first-in, first-out (FIFO) for all other (including ETFs) unless your broker dealer has elected to use another default method. NFS applies FIFO (or other disposal method, if applicable) based on its records, which may be different from yours. For transactions that are not subject to 1099-B cost basis reporting, you should refer to your trade confirmations and other applicable records to determine which lots were considered sold for tax purposes.

While NFS must meet IRS requirements with respect to certain information required to be reported to the IRS, NFS-provided cost basis, realized gain and loss, and holding period information may not reflect all adjustments necessary for your tax reporting purposes. NFS makes no warranties with respect to and specifically disclaims any liability arising out of a customer's use of, or any tax position taken in reliance upon, such information.

For investments in partnerships, NFS does not make any adjustments to cost basis information as the calculation of basis in such investments requires supplemental information from the partnership on its income and distributions during the period you held your investment. Partnerships usually provide this additional information on a Form K-1 issued by April 15th of the following year.

Consult your tax advisor for further information.

Cost basis and gain/loss information is provided as a service to corporate accounts. The information listed in the year-to-date gain/loss summary section is based on a calendar year (January - December). If your business/entity has a fiscal year end other than December 31st for tax purposes, the year-to-date information will not apply. If you have questions about your tax situation, consult your tax advisor.

D - Adjusted cost basis reflects any cumulative original issue discount, premium, or acquisition premium, and it assumes such amounts were amortized by the taxpayer over the life of the security from acquisition date through disposition date. For securities still held, maturity date was used instead of disposition date. Premium amortization was calculated using the yield-to-maturity method. Acquisition premium was calculated using the ratable accrual method. If applicable, adjusted cost basis reflects market discount accretion which was calculated using the straight-line method and was recognized at disposition date. Gain/loss displayed for this transaction was based on cost basis as adjusted for premium and discount as stated above and does not reflect any losses disallowed

# Brokerage

## Account Statement

October 1, 2018 - October 31, 2018

Account Number: [REDACTED]

MEDINA CITY SCHOOLS  
739 WEYMOUTH RD  
MEDINA OH 44256-2037

### Portfolio at a Glance

	This Period
<b>BEGINNING ACCOUNT VALUE</b>	<b>\$16,241,030.99</b>
Deposits (Cash & Securities)	496,621.70
Withdrawals (Cash & Securities)	-280,926.47
Dividends, Interest and Other Income	32,304.77
<b>Net Change in Portfolio<sup>1</sup></b>	<b>-14,073.55</b>
<b>ENDING ACCOUNT VALUE</b>	<b>\$16,474,957.44</b>
Estimated Annual Income	\$370,206.00

<sup>1</sup> Net Change in Portfolio is the difference between the ending account value and beginning account value after activity.

### Asset Summary

Percent	Asset Type	Last Period	This Period
1%	Cash, Money Funds, and Bank Deposits	11.51	11.51
99%	Fixed Income	16,241,019.48	16,474,945.93
100%	<b>Account Total</b>	<b>\$16,241,030.99</b>	<b>\$16,474,957.44</b>

Please review your allocation periodically with your Account Executive.

### Client Service Information

**Your Account Executive:** ATT  
ANDREW CARDINALI**Contact Information****E-Mail Address:**  
customerservice@mbssecurities.com**Client Service Information****Service Hours:** Weekdays 09:00 a.m. - 05:00 p.m. (EST)  
**Client Service Telephone Number:** (800) 967-9045  
**Web Site:** WWW.MBSSECURITIES.COM



## Your Account Information

### INVESTMENT OBJECTIVE

Investment Objective: NONE SPECIFIED

Please discuss your investment objective with your Account Executive.

### TAX LOT DEFAULT DISPOSITION METHOD

Default Method for Mutual Funds: First In First Out

Default Method for Stocks in a Dividend Reinvestment Plan: First In First Out

Default Method for all Other Securities: First In First Out

### BOND AMORTIZATION ELECTIONS

Amortize premium on taxable bonds based on Constant Yield Method: Yes

Accrual market discount method for all other bond types: Constant Yield Method

Include market discount in income annually: No

### ELECTRONIC DELIVERY

You have not selected any account communications for electronic delivery. To register and turn off paper communications, log in to your account or contact your Account Executive for more information.

## Income and Expense Summary

	Current Period		Year-to-Date	
	Taxable	Non Taxable	Taxable	Non Taxable
<b>Interest Income</b>				
Other Interest	32,304.77	0.00	190,916.84	0.00
<b>Total Dividends, Interest, Income and Expenses</b>	<b>\$32,304.77</b>	<b>\$0.00</b>	<b>\$190,916.84</b>	<b>\$0.00</b>

## Accrued Interest Summary

	Current Period		Year-to-Date	
	Taxable	Non Taxable	Taxable	Non Taxable
<b>Accrued Interest Paid</b>				
Other Accrued Interest	0.00	0.00	-133.11	0.00
<b>Total Accrued Interest Paid</b>	<b>\$0.00</b>	<b>\$0.00</b>	<b>-\$133.11</b>	<b>\$0.00</b>
<b>Accrued Interest Received</b>				
Other Accrued Interest	0.00	0.00	540.69	0.00
<b>Total Accrued Interest Received</b>	<b>\$0.00</b>	<b>\$0.00</b>	<b>\$540.69</b>	<b>\$0.00</b>



October 1, 2018 - October 31, 2018  
MEDINA CITY SCHOOLS

## Portfolio Holdings

Description	Quantity	Opening Balance	Closing Balance	Accrued Income	30-Day Yield
<b>CASH, MONEY FUNDS, AND BANK DEPOSITS 1.00% of Portfolio</b>					
<b>Cash Balance</b>		11.51	11.51		
<b>TOTAL CASH, MONEY FUNDS, AND BANK DEPOSITS</b>		\$11.51	\$11.51	\$0.00	

Description	Quantity	Market Price	Market Value	Accrued Interest	Estimated Annual Income	Estimated Yield
<b>FIXED INCOME 99.00% of Portfolio (In Maturity Date Sequence)</b>						
<b>Certificates of Deposit</b>						
<sup>1</sup> AMERICAN EXPRESS FED SVGS BK INSTL CTF DEP PROGRAM BOOK INSTL CTF DEP 1.450% 11/05/18 B/E DTD 05/03/17 Security Identifier: 02587CEG1	248,000.000	99.9920	247,980.16	1,783.22	3,596.00	1.45%
PARKWAY BK & TR HARWOOD HEIGHTS ILL CTF DEP ACT/365 MONTHLY 1.750% 12/21/18 B/E DTD 12/22/17 Security Identifier: 70153RJE9	248,000.000	99.9540	247,885.92	107.01	4,340.00	1.75%
HANMI BK LOS ANGELES CALIF CTF DEP ACT/365 MONTHLY 1.550% 12/24/18 B/E DTD 06/23/17 1ST CPN DTE 07/23/17 Security Identifier: 410493CDO	248,000.000	99.9200	247,801.60	84.25	3,844.00	1.55%
LEGACYTEXAS BK PLANO CTF DEP ACT/365 MONTHLY 1.650% 01/08/19 B/E DTD 12/08/17 1ST CPN DTE 01/08/18 Security Identifier: 52468OBM6	248,000.000	99.9110	247,779.28	257.85	4,092.00	1.65%
CHEMICAL BK MIDLAND MICH CTF DEP ACT/365 AT-MATURITY 1.850% 01/30/19 B/E DTD 01/30/18 1ST CPN DTE 01/30/19 Security Identifier: 163681CM9	245,000.000	99.9090	244,777.05	3,402.48	4,532.50	1.85%
BMO HARRIS BK NATL ASSN CHICAGO ILL CTF DEP ACT/365 AT-MATURITY 1.850% 01/31/19 B/E DTD 01/31/18 Security Identifier: 05581WUW3	245,000.000	99.9080	244,774.60	3,390.06	4,532.50	1.85%

## Portfolio Holdings (continued)

Description	Quantity	Market Price	Market Value	Accrued Interest	Estimated Annual Income	Estimated Yield
<b>FIXED INCOME (continued)</b>						
<b>Certificates of Deposit (continued)</b>						
CATHAY BK LOS ANGELES CALIF CTF DEP ACT/365 MONTHLY 1.700% 03/07/19 B/E DTD 09/07/17 1ST CPN DTE 10/07/17 Security Identifier: 149159LG8	248,000.000	99.8090	247,526.32	277.22	4,216.00	1.70%
WASHINGTON TR CO WESTERLY R I CTF DEP ACT/365 SEMI-ANNUALLY 1.600% 03/08/19 B/E DTD 09/08/17 Security Identifier: 940637JJ1	248,000.000	99.7710	247,432.08	576.18	3,968.00	1.60%
BANK HOPE LOS ANGELES CA CTF DEP ACT/365 MONTHLY 1.600% 03/22/19 B/E DTD 09/22/17 1ST CPN DTE 10/22/17 Security Identifier: 062683AN7	248,000.000	99.7380	247,350.24	97.84	3,968.00	1.60%
LAKE CITY BK WARSAW IND CTF DEP ACT/365 MONTHLY 1.600% 03/22/19 B/E DTD 03/22/17 1ST CPN DTE 04/22/17 Security Identifier: 508176CH5	249,000.000	99.7380	248,347.62	98.24	3,984.00	1.60%
PEOPLES BK EWING VA CTF DEP ACT/365 MONTHLY 1.700% 03/28/19 B/E DTD 12/28/17 1ST CPN DTE 01/28/18 Security Identifier: 710347AK1	248,000.000	99.7630	247,412.24	34.65	4,216.00	1.70%
WHITNEY BK GULFPORT MS CTF DEP ACT/365 SEMI-ANNUALLY 1.650% 04/22/19 B/E DTD 04/20/17 1ST CPN DTE 10/20/17 Security Identifier: 966594AY9	248,000.000	99.6800	247,206.40	123.32	4,092.00	1.65%
UBS BK USA SALT LAKE CITY UT CTF DEP ACT/365 MONTHLY 2.150% 04/30/19 B/E DTD 04/30/18 1ST CPN DTE 05/30/18 Security Identifier: 90348JCL2	248,000.000	99.9080	247,771.84	14.61	5,332.00	2.15%
CITY NATL BK FLA MIAMI CTF DEP ACT/365 AT-MATURITY 2.200% 05/24/19 B/E DTD 05/24/18 1ST CPN DTE 05/24/19 Security Identifier: 17801DDTO	244,000.000	99.8980	243,751.12	2,353.10	5,368.00	2.20%
FIRST BK SOUTHN PINES NORTH CAROLINA CTF DEP ACT/365 1.700% 05/31/19 B/E DTD 05/31/17 1ST CPN DTE 06/30/17 Security Identifier: 31931TEL5	247,000.000	99.6150	246,049.05	0.00	4,199.00	1.70%



October 1, 2018 - October 31, 2018  
MEDINA CITY SCHOOLS

**Portfolio Holdings (continued)**

Description	Quantity	Market Price	Market Value	Accrued Interest	Estimated Annual Income	Estimated Yield
<b>FIXED INCOME (continued)</b>						
<b>Certificates of Deposit (continued)</b>						
MIDLAND STS BK EFFINGHAM ILL CTF DEP ACT/365 1.850% 06/14/19 B/E DTD 12/14/17 CALLABLE Security Identifier: 59774QFG2	248,000.000	99.6730	247,189.04	213.69	4,588.00	1.85%
FIDELITY BK NEW ORLEANS LA CTF DEP ACT/365 MONTHLY 1.900% 07/19/19 B/E DTD 01/19/18 1ST CPN DTE 02/19/18 Security Identifier: 31617CAH6	248,000.000	99.6340	247,092.32	154.92	4,712.00	1.90%
COMENITY CAP BK SALT LAKE CITY UTAH CTF DEP ACT/365 1.700% 07/24/19 B/E DTD 07/24/17 1ST CPN DTE 08/24/17 Security Identifier: 20033AVA1	248,000.000	99.4790	246,707.92	80.85	4,216.00	1.70%
UNITY BK CLINTON NJ CTF DEP ACT/365 MONTHLY 1.950% 07/30/19 B/E DTD 01/30/18 1ST CPN DTE 02/28/18 Security Identifier: 91330ABJ5	248,000.000	99.6470	247,124.56	39.75	4,836.00	1.95%
SOUTHWEST NATL BK WICHITA KANS CTF DEP ACT/365 MONTHLY 2.000% 08/02/19 B/E DTD 02/02/18 1ST CPN DTE 03/02/18 Security Identifier: 845182BE3	248,000.000	99.6770	247,198.96	394.08	4,960.00	2.00%
MORGAN STANLEY PRIVATE BK NATL ASSN PUR N Y CTF DEP ACT/365 1.700% 08/05/19 B/E DTD 08/03/17 Security Identifier: 61760ACL1	248,000.000	99.4390	246,608.72	1,028.01	4,216.00	1.70%
STERLING BK POPLAR BLUFF MO CTF DEP ACT/365 MONTHLY 1.750% 08/08/19 B/E DTD 09/08/17 1ST CPN DTE 10/08/17 Security Identifier: 85916VCD5	248,000.000	99.4690	246,683.12	273.48	4,340.00	1.75%
CAPITAL ONE NATL ASSN MCLEAN VA CTF DEP ACT/365 1.700% 08/23/19 B/E DTD 08/23/17 1ST CPN DTE 02/23/18 Security Identifier: 14042RHJ3	248,000.000	99.3730	246,445.04	797.00	4,216.00	1.71%

## Portfolio Holdings (continued)

Description	Quantity	Market Price	Market Value	Accrued Interest	Estimated Annual Income	Estimated Yield
<b>FIXED INCOME (continued)</b>						
<b>Certificates of Deposit (continued)</b>						
ENERBANK USA SALT LAKE CITY UTAH CTF DEP ACT/365 MONTHLY 1.700% 09/16/19 B/E DTD 09/15/17 1ST CPN DTE 10/15/17 Security Identifier: 29266N6E2	248,000.000	99.2840	246,224.32	184.81	4,216.00	1.71%
BANKERS BK OKLA CITY CTF DEP ACT/365 MONTHLY 1.700% 09/20/19 B/E DTD 09/20/17 1ST CPN DTE 10/20/17 Security Identifier: 06610QDMO	248,000.000	99.2680	246,184.64	127.06	4,216.00	1.71%
FIRST NATL BK LONG IS N Y CTF DEP ACT/365 MONTHLY 2.300% 09/30/19 B/E DTD 03/28/18 1ST CPN DTE 04/28/18 Security Identifier: 329864AB8	248,000.000	99.7700	247,429.60	46.88	5,704.00	2.30%
MAGNOLIA BK INC KY CTF DEP ACT/365 MONTHLY 1.750% 10/11/19 B/E DTD 10/12/17 CALLABLE Security Identifier: 559582AA9	248,000.000	99.2270	246,082.96	225.92	4,340.00	1.76%
MERRICK BK SOUTH JORDAN UTAH CTF DEP ACT/365 MONTHLY 1.700% 10/30/19 B/E DTD 10/30/17 1ST CPN DTE 11/30/17 Security Identifier: 59013JD22	248,000.000	99.0970	245,760.56	11.55	4,216.00	1.71%
BELMONT BK & TR CO CHICAGO IL CTF DEP ACT/365 MONTHLY 1.700% 11/06/19 B/E DTD 11/06/17 1ST CPN DTE 12/06/17 Security Identifier: 08016PCP2	248,000.000	99.0730	245,701.04	288.77	4,216.00	1.71%
KEARNY BK NEW JERSEY CTF DEP ACT/365 SEMI-ANNUALLY 1.700% 11/15/19 B/E DTD 11/15/17 1ST CPN DTE 05/15/18 Security Identifier: 48714LAE9	247,000.000	99.0450	244,641.15	1,944.19	4,199.00	1.71%
UMPQUA BK ROSEBURG ORE CTF DEP ACT/365 SEMIANNUAL 2.500% 11/25/19 B/E DTD 05/25/18 1ST CPN DTE 11/25/18 Security Identifier: 90421MCF8	246,000.000	99.8450	245,618.70	2,679.04	6,150.00	2.50%
KENNEBEC SVGS BK AUGUSTA ME CTF DEP ACT/365 SEMI-ANNUALLY 1.700% 11/29/19 B/E DTD 11/28/17 Security Identifier: 489265AW8	247,000.000	98.9920	244,510.24	1,794.64	4,199.00	1.71%



October 1, 2018 - October 31, 2018  
MEDINA CITY SCHOOLS

**Portfolio Holdings (continued)**

Description	Quantity	Market Price	Market Value	Accrued Interest	Estimated Annual Income	Estimated Yield
<b>FIXED INCOME (continued)</b>						
<b>Certificates of Deposit (continued)</b>						
PINNACLE BK NASHVILLE TENN CTF DEP ACT/365 MONTHLY 2.550% 12/16/19 B/E DTD 06/15/18 1ST CPN DTE 07/15/18 Security Identifier: 72345SGZ8	248,000.000	99.8650	247,665.20	277.22	6,324.00	2.55%
NATIONWIDE BK COLUMBUS OHIO CTF DEP ACT/365 MONTHLY 1.850% 02/28/20 B/E DTD 11/30/17 1ST CPN DTE 12/30/17 Security Identifier: 63861NAK1	248,000.000	98.8190	245,071.12	12.57	4,588.00	1.87%
LIVE OAK BKG CO WILMINGTON N C CTF DEP ACT/365 2.400% 03/09/20 B/E DTD 03/09/18 1ST CPN DTE 04/01/18 Security Identifier: 538036DK7	248,000.000	99.5100	246,784.80	489.21	5,952.00	2.41%
STATE BK INDIA LOS ANGELES CALIF CTF DEP ACT/365 SEMI-ANNUALLY 2.500% 03/20/20 B/E DTD 03/21/18 Security Identifier: 85628YBG2	246,000.000	99.6170	245,057.82	673.97	6,150.00	2.50%
STIFEL BK & TR ST LOUIS MO CTF DEP ACT/365 2.550% 03/30/20 B/E DTD 03/29/18 1ST CPN DTE 04/29/18 Security Identifier: 86063QAD7	248,000.000	99.6640	247,166.72	34.65	6,324.00	2.55%
WEBBANK SALT LAKE CITY UTAH CTF DEP ACT/365 MONTHLY 1.850% 03/30/20 B/E DTD 09/28/17 CALLABLE Security Identifier: 947547JQ9	248,000.000	98.6920	244,756.16	37.71	4,588.00	1.87%
ISRAEL DISC BK NEW YORK N Y CTF DEP ACT/365 SEMI-ANNUALLY 2.700% 05/04/20 DTD 05/04/18 Security Identifier: 465076KG1	246,000.000	99.8040	245,517.84	3,275.51	6,642.00	2.70%
MERCANTILE BK MICH GRAND RAPIDS CTF DEP ACT/365 SEMI-ANNUALLY 2.750% 06/01/20 B/E DTD 06/01/18 Security Identifier: 58740XZM5	246,000.000	99.8210	245,559.66	2,817.21	6,765.00	2.75%



## Portfolio Holdings (continued)

Description	Quantity	Market Price	Market Value	Accrued Interest	Estimated Annual Income	Estimated Yield
<b>FIXED INCOME (continued)</b>						
<b>Certificates of Deposit (continued)</b>						
ALLEGIANCE BK HOUSTON TEX CTF DEP ACT/365 SEMI-ANNUALLY 2.800% 06/15/20 B/E DTD 06/13/18 Security Identifier: 01748DBC9	246,000.000	99.8700	245,680.20	2,641.97	6,888.00	2.80%
ENTERPRISE BK & TR CLAYTON MO CTF DEP ACT/365 2.800% 06/22/20 B/E DTD 06/22/18 1ST CPN DTE 07/22/18 Security Identifier: 29367SHX5	248,000.000	99.8560	247,642.88	171.22	6,944.00	2.80%
FIRST REP BK SAN FRANCISCO CALIF NEW CTF DEP ACT/365 2.750% 07/27/20 B/E DTD 07/27/18 1ST CPN DTE 01/27/19 Security Identifier: 33616CAZ3	246,000.000	99.6930	245,244.78	1,779.29	6,765.00	2.75%
MORGAN STANLEY BK N A SALT LAKE CITY UTAH CTF DEP ACT/365 SEMI-ANNUALLY 2.750% 08/03/20 B/E DTD 08/02/18 Security Identifier: 61747M4K4	248,000.000	99.6760	247,196.48	1,681.64	6,820.00	2.75%
BANK AMER NA CHARLOTTE NC CTF DEP ACT/365 SEMI-ANNUALLY 2.750% 08/17/20 DTD 08/15/18 Security Identifier: 06051VB70	246,000.000	99.6410	245,116.86	1,427.14	6,765.00	2.75%
ORIENTAL BK BROKERED INSTL CTF DEP ACT/365 2.800% 09/14/20 B/E DTD 09/12/18 1ST CPN DTE 03/12/19 Security Identifier: 68621KCC3	246,000.000	99.6610	245,166.06	924.69	6,888.00	2.80%
CONNECTONE BK ENGLEWOOD CLIFFS N J CTF DEP ACT/365 MONTHLY 2.800% 09/18/20 B/E DTD 09/19/18 Security Identifier: 20786ACJ2	248,000.000	99.6500	247,132.00	228.30	6,944.00	2.80%
BARCLAYS BK DEL RETAIL CTF DEP 3A2 PROGRAM BOOK ENTRY INSTL CTF DEP 1.950% 09/21/20 B/E DTD 09/20/17 Security Identifier: 06740KKUO	247,000.000	98.0960	242,297.12	541.03	4,816.50	1.98%
MAIN STR BK BINGHAM FARMS MI CTF DEP ACT/365 2.900% 10/05/20 B/E DTD 10/04/18 1ST CPN DTE 11/04/18 Security Identifier: 56035BBN5	248,000.000	99.7920	247,484.16	532.01	7,192.00	2.90%



October 1, 2018 - October 31, 2018  
MEDINA CITY SCHOOLS

**Portfolio Holdings (continued)**

Description	Quantity	Market Price	Market Value	Accrued Interest	Estimated Annual Income	Estimated Yield
<b>FIXED INCOME (continued)</b>						
<b>Certificates of Deposit (continued)</b>						
WEX BK MIDVALE UTAH CTF DEP ACT/365 SEMI-ANNUALLY 2.000% 10/19/20 B/E DTD 10/18/17 1ST CPN DTE 04/18/18 Security Identifier: 92937CGB8	247,000.000	98.0470	242,176.09	175.95	4,940.00	2.03%
GOLDMAN SACHS BK USA NEW YORK CTF DEP ACT/365 SEMI-ANNUALLY 2.050% 11/23/20 B/E DTD 11/22/17 Security Identifier: 38148PTD9	247,000.000	98.0130	242,092.11	2,247.36	5,063.50	2.09%
BLACKRIDGEBANK FARGO N D CTF DEP ACT/365 MONTHLY 2.100% 12/22/20 B/E DTD 12/22/17 CALLABLE Security Identifier: 09248ABG4	248,000.000	98.0080	243,059.84	128.42	5,208.00	2.14%
MERCANTIL BK NATL ASSN CORAL GABLES FLA CTF DEP ACT/365 MONTHLY 2.200% 12/29/20 B/E DTD 12/29/17 Security Identifier: 58733AES4	248,000.000	98.1920	243,516.16	29.90	5,456.00	2.24%
DISCOVER BK GEENWOOD DEL CTF DEP ACT/365 2.500% 02/01/21 B/E DTD 01/31/18 1ST CPN DTE 07/31/18 CPN PMT SEMI ANNUAL Security Identifier: 254673LX2	246,000.000	98.7450	242,912.70	1,550.14	6,150.00	2.53%
CITIBANK NATL ASSN SIOUX FALLS S D CTF DEP ACT/365 SEMI-ANNUALLY 2.700% 03/29/21 B/E DTD 03/29/18 Security Identifier: 17312QH77	246,000.000	99.0730	243,719.58	582.31	6,642.00	2.72%
SYNCHRONY BK RETAIL CTF DEP PROGRAM BOOK ENTRY FIDELITY INSTL CTF DEP 2.700% 04/13/21 B/E DTD 04/13/18 Security Identifier: 87165FUN2	246,000.000	99.0440	243,648.24	291.16	6,642.00	2.72%
TOWNEBANK PORTSMOUTH VA CTF DEP ACT/365 SEMI-ANNUALLY 2.800% 04/30/21 B/E DTD 04/30/18 1ST CPN DTE 10/30/18 Security Identifier: 89214PBL2	246,000.000	99.2500	244,155.00	18.87	6,888.00	2.82%



## Portfolio Holdings (continued)

Description	Quantity	Market Price	Market Value	Accrued Interest	Estimated Annual Income	Estimated Yield
<b>FIXED INCOME (continued)</b>						
<b>Certificates of Deposit (continued)</b>						
CTBC BK CORP USA LOS ANGELES CALIF CTF DEP ACT/365 3.000% 06/15/21 B/E DTD 06/15/18 1ST CPN DTE 12/15/18 Security Identifier: 12651HAB5	246,000.000	99.6670	245,180.82	2,790.25	7,380.00	3.01%
HERITAGE BK HOPKINSVILLE KY CTF DEP ACT/365 MONTHLY 3.000% 06/21/21 B/E DTD 06/19/18 1ST CPN DTE 07/19/18 Security Identifier: 42724JEG6	248,000.000	99.6590	247,154.32	244.60	7,440.00	3.01%
FIRST BK HIGHLAND PK ILL CTF DEP ACT/365 SEMI-ANNUALLY 3.100% 06/29/21 B/E DTD 06/29/18 CALLABLE 12/29/18 Security Identifier: 319141KT3	246,000.000	99.9050	245,766.30	2,590.75	7,626.00	3.10%
CHIPPEWA VY BK WINTER WIS CTF DEP ACT/365 MONTHLY 3.000% 07/06/21 B/E DTD 07/06/18 1ST CPN DTE 08/06/18 Security Identifier: 169894AP7	248,000.000	99.6380	247,102.24	509.59	7,440.00	3.01%
BMW BK NORTH AMER SALT LAKE CITY UTAH CTF DEP ACT/365 SEMI-ANNUALLY 3.000% 07/13/21 B/E DTD 07/13/18 Security Identifier: 05580ANK6	246,000.000	99.6270	245,082.42	2,224.11	7,380.00	3.01%
COMMUNITY FINL SVCS BK BENTON KY CTF DEP ACT/365 MONTHLY 3.000% 07/26/21 B/E DTD 07/25/18 CALLABLE 01/25/19 Security Identifier: 20364ACD5	248,000.000	99.6150	247,045.20	122.30	7,440.00	3.01%
SECURITY ST BK FARWELL TEX CTF DEP ACT/365 MONTHLY 3.000% 08/09/21 B/E DTD 08/08/18 CALLABLE 02/08/19 Security Identifier: 81500JAN3	248,000.000	99.5960	246,998.08	468.82	7,440.00	3.01%
PEOPLES SEC BK & TR CO SCRANTON PA CTF DEP ACT/365 3.050% 08/31/21 B/E DTD 08/31/18 1ST CPN DTE 02/28/19 Security Identifier: 712303AB2	248,000.000	99.6960	247,246.08	1,264.12	7,564.00	3.05%
FIRST NATL BK DAMARISCOTTA ME CTF DEP ACT/365 3.150% 10/25/21 B/E DTD 10/25/18 CALLABLE 10/25/19 Security Identifier: 32117BCM8	248,000.000	99.9050	247,764.40	128.42	7,812.00	3.15%



October 1, 2018 - October 31, 2018  
MEDINA CITY SCHOOLS

**Portfolio Holdings (continued)**

Description	Quantity	Market Price	Market Value	Accrued Interest	Estimated Annual Income	Estimated Yield
<b>FIXED INCOME (continued)</b>						
<b>Certificates of Deposit (continued)</b>						
SALLIE MAE BK SALT LAKE CITY UT CTF DEP ACT/365 SEMI-ANNUALLY 2.650% 01/31/23 B/E DTD 01/31/18 Security Identifier: 795450J71	246,000.000	97.0480	238,738.08	1,643.15	6,519.00	2.73%
<b>Total Certificates of Deposit:</b>	16,569,000.000		\$16,474,945.93	\$57,440.23	\$370,206.00	
<b>TOTAL FIXED INCOME</b>	16,569,000.000		\$16,474,945.93	\$57,440.23	\$370,206.00	
				<b>Accrued Interest</b>	<b>Estimated Annual Income</b>	
<b>TOTAL PORTFOLIO HOLDINGS</b>			<b>Market Value</b> \$16,474,957.44	\$57,440.23	\$370,206.00	

<sup>1</sup> This bond is maturing.

**Portfolio Holdings Disclosures**
**Pricing**

This section includes the net market value of the securities in your account on a settlement date basis, including short positions, at the close of the statement period. The market prices, unless otherwise noted, have been obtained from independent vendor services, which we believe to be reliable. Market prices do not constitute a bid or an offer, and may differ from the actual sale price. Securities for which a price is not available are marked "N/A" and are omitted from the Total. THE AS OF PRICE DATE ONLY APPEARS WHEN THE PRICE DATE DOES NOT EQUAL THE STATEMENT DATE.

**Estimated Annual Figures**

The estimated annual income (EAI) and estimated annual yield (EAY) figures are estimates and for informational purposes only. These figures are not considered to be a forecast or guarantee of future results. These figures are computed using information from providers believed to be reliable; however, no assurance can be made as to the accuracy. Since interest and dividend rates are subject to change at any time, and may be affected by current and future economic, political, and business conditions, they should not be relied on for making investment, trading, or tax decisions. These figures assume that the position quantities, interest and dividend rates, and prices remain constant. A capital gain or return of principal may be included in the figures for certain securities, thereby overstating them. Refer to [www.pershing.com/disclosures](http://www.pershing.com/disclosures) for specific details as to formulas used to calculate the figures. Accrued interest represents interest earned but not yet received.

**Reinvestment**

The dollar amount of Mutual Fund distributions, Money Market Fund dividend income, Bank Deposit interest income, or dividends for other securities shown on your statement may

## Portfolio Holdings Disclosures (continued)

### Reinvestment (continued)

have been reinvested. You will not receive confirmation of these reinvestments. Upon written request to your financial institution, information pertaining to these transactions, including the time of execution and the name of the person from whom your security was purchased, may be obtained. In dividend reinvestment transactions, Pershing acts as your agent and receives payment for order flow.

### Option Disclosure

Information with respect to commissions and other charges incurred in connection with the execution of option transactions has been included in confirmations previously furnished to you. A summary of this information is available to you promptly upon your written request directed to your introducing firm. In order to assist your introducing firm in maintaining current background and financial information concerning your option accounts, please promptly advise them in writing of any material change in your investment objectives or financial situation. Expiring options which are valuable are exercised automatically pursuant to the exercise by exception procedure of the Options Clearing Corporation. Additional information regarding this procedure is available upon written request to your introducing firm.

### Certificates of Deposit

Please be advised that the secondary market for CDs is generally illiquid; the actual value of CDs may be different from their purchase price; and a significant loss of principal could result if your CDs are sold prior to maturity. In the event that the CDs listed above do not indicate a market valuation, an accurate market value could not be determined. In the event that a price is listed above for your CDs, Pershing has obtained a price from sources deemed to be reliable or has priced your CDs using a matrix formula. Prices are estimates and the actual value you may obtain for your CD may be different if you elect to sell your CD in the secondary market.

### Foreign Currency Transactions

Pershing will execute foreign currency transactions as principal for your account. Pershing may automatically convert foreign currency to or from U.S. dollars for dividends and similar corporate action transactions unless you instruct your financial organization otherwise. Pershing's currency conversion rate will not exceed the highest interbank conversion rate identified from customary banking sources on the conversion date or the prior business day, increased by up to 1%, unless a particular rate is required by applicable law. Your financial organization may also increase the currency conversion rate. This conversion rate may differ from rates in effect on the date you executed a transaction, incurred a charge, or received a credit. Transactions converted by agents (such as depositories) will be billed at the rates such agents use.

### Proxy Vote

Securities not fully paid for in your margin account may be lent by Pershing to itself or others in accordance with the terms outlined in the Margin Agreement. The right to vote your shares held on margin may be reduced by the amount of shares on loan. The Proxy Voting Instruction Form sent to you may reflect a smaller number of shares entitled to vote than the number of shares in your margin account.

## Activity Summary (All amounts shown are in base currency)

	Credits This Period	Debits This Period	Net This Period	Credits Year-to-Date	Debits Year-to-Date	Net Year-to-Date
<b>Securities</b>						
Securities Bought	0.00	-496,000.00	-496,000.00	0.00	-9,134,133.11	-9,134,133.11
Securities Sold	0.00	0.00	0.00	247,540.69	0.00	247,540.69
<b>Total Securities</b>	<b>\$0.00</b>	<b>-\$496,000.00</b>	<b>-\$496,000.00</b>	<b>\$247,540.69</b>	<b>-\$9,134,133.11</b>	<b>-\$8,886,592.42</b>
<b>Dividends and Interest</b>	<b>\$32,926.47</b>	<b>-\$621.70</b>	<b>\$32,304.77</b>	<b>\$193,728.37</b>	<b>-\$2,811.53</b>	<b>\$190,916.84</b>
<b>Distributions</b>	<b>\$248,000.00</b>	<b>\$0.00</b>	<b>\$248,000.00</b>	<b>\$2,229,000.00</b>	<b>\$0.00</b>	<b>\$2,229,000.00</b>
<b>Cash</b>						
Withdrawals	0.00	-280,926.47	-280,926.47	0.00	-703,909.03	-703,909.03
Deposits	496,621.70	0.00	496,621.70	7,168,544.93	0.00	7,168,544.93



**MBS MULTI-BANK SECURITIES, INC.**

1000 Town Center, Suite 2500  
Southfield, MI 48075  
(800) 967-9045

Member of FINRA & SIPC; MSRB Registered

October 1, 2018 - October 31, 2018  
MEDINA CITY SCHOOLS

**Activity Summary (continued)**

	Credits This Period	Debits This Period	Net This Period	Credits Year-to-Date	Debits Year-to-Date	Net Year-to-Date
<b>Total Cash</b>	<b>\$496,621.70</b>	<b>-\$280,926.47</b>	<b>\$215,695.23</b>	<b>\$7,168,544.93</b>	<b>-\$703,909.03</b>	<b>\$6,464,635.90</b>
<b>Totals</b>	<b>\$777,548.17</b>	<b>-\$777,548.17</b>	<b>\$0.00</b>	<b>\$9,838,813.99</b>	<b>-\$9,840,853.67</b>	<b>-\$2,039.68</b>

**Transactions by Type of Activity**

Process/ Settlement Date	Trade/ Transaction Date	Activity Type	Description	Quantity	Price	Accrued Interest	Amount	Currency
<b>Securities Bought and Sold</b>								
10/04/18	09/26/18	PURCHASED	MAIN STR BK BINGHAM FARMS MI CTF DEP ACT/365 2.900%	248,000.000	100.0000		-248,000.00	USD
		56035BBN5	10/05/20 B/E DTD 10/04/18 YLD 2.900 TO MAT					
10/25/18	10/10/18	PURCHASED	FIRST NATL BK DAMARISCOTTA ME CTF DEP ACT/365 3.150%	248,000.000	100.0000		-248,000.00	USD
		32117BCM8	10/25/21 B/E DTD 10/25/18 CLB YLD 3.150 TO PAR					
<b>Total Securities Bought and Sold</b>						<b>\$0.00</b>	<b>-\$496,000.00</b>	<b>USD</b>
<b>Dividends and Interest</b>								
10/01/18		BOND INTEREST RECEIVED	246000 CITIBANK NATL ASSN SIOUX FALLS S D CTF DEP				3,348.30	USD
		17312QH77	ACT/365 SEMI-ANNUALLY 2.700% 03/29/21 B/E DTD 03/29/18					
			RD 09/14 PD 09/29/18					
10/01/18		BOND INTEREST RECEIVED	247000 FIRST BK SOUTH N PINES NORTH CAROLINA CTF DEP				345.12	USD
		31931TEL5	ACT/365 1.700% 05/31/19 B/E DTD 05/31/17 RD 09/15 PD					
			09/30/18					
10/01/18		BOND INTEREST RECEIVED	248000 LIVE OAK BKG CO WILMINGTON N C CTF DEP ACT/365				489.21	USD
		538036DK7	2.400% 03/09/20 B/E DTD 03/09/18 RD 09/16 PD 10/01/18					
10/01/18		BOND INTEREST RECEIVED	248000 MERCANTIL BK NATL ASSN CORAL GABLES FLA CTF				463.39	USD
		58733AES4	DEP ACT/365 MONTHLY 2.200% 12/29/20 B/E DTD 12/29/17 RD					
			09/14 PD 09/29/18					
10/01/18		BOND INTEREST RECEIVED	248000 MERRICK BK SOUTH JORDAN UTAH CTF DEP ACT/365				358.07	USD
		59013JD22	MONTHLY 1.700% 10/30/19 B/E DTD 10/30/17 RD 09/15 PD					
			09/30/18					
10/01/18		BOND INTEREST RECEIVED	248000 NATIONWIDE BK COLUMBUS OHIO CTF DEP ACT/365				389.67	USD
		63861NAK1	MONTHLY 1.850% 02/28/20 B/E DTD 11/30/17 RD 09/15 PD					
			09/30/18					



## Transactions by Type of Activity (continued)

Process/ Settlement Date	Trade/ Transaction Date	Activity Type	Description	Quantity	Price	Accrued Interest	Amount	Currency
<b>Dividends and Interest (continued)</b>								
10/01/18		BOND INTEREST RECEIVED 712303AB2	248000 PEOPLES SEC BK & TR CO SCRANTON PA CTF DEP ACT/365 3.050% 08/31/21 B/E DTD 08/31/18 RD 09/28 PD 09/30/18				621.70	USD
10/01/18		BOND INTEREST RECEIVED 86063QAD7	248000 STIFEL BK & TR ST LOUIS MO CTF DEP ACT/365 2.550% 03/30/20 B/E DTD 03/29/18 RD 09/14 PD 09/29/18				537.11	USD
10/01/18		BOND INTEREST RECEIVED 90348JCL2	248000 UBS BK USA SALT LAKE CITY UT CTF DEP ACT/365 MONTHLY 2.150% 04/30/19 B/E DTD 04/30/18 RD 09/15 PD 09/30/18				452.85	USD
10/01/18		BOND INTEREST RECEIVED 91330ABJ5	248000 UNITY BK CLINTON NJ CTF DEP ACT/365 MONTHLY 1.950% 07/30/19 B/E DTD 01/30/18 RD 09/28 PD 09/30/18				410.73	USD
10/02/18		BOND INTEREST RECEIVED 845182BE3	248000 SOUTHWEST NATL BK WICHITA KANS CTF DEP ACT/365 MONTHLY 2.000% 08/02/19 B/E DTD 02/02/18 RD 09/17 PD 10/02/18				407.67	USD
10/08/18	10/01/18	BOND INTEREST ADJUSTMENT 712303AB2	248000 PEOPLES SEC BK & TR CO SCRANTON PA CTF DEP ACT/365 3.050% 08/31/21 B/E RD 09/28 PD 09/30/18 REV 10/01 1ST COUPON 02/28/19				-621.70	USD
10/09/18		BOND INTEREST RECEIVED 08016PCP2	248000 BELMONT BK & TR CO CHICAGO IL CTF DEP ACT/365 MONTHLY 1.700% 11/06/19 B/E DTD 11/06/17 RD 09/21 PD 10/06/18				346.52	USD
10/09/18		BOND INTEREST RECEIVED 149159LG8	248000 CATHAY BK LOS ANGELES CALIF CTF DEP ACT/365 MONTHLY 1.700% 03/07/19 B/E DTD 09/07/17 RD 09/22 PD 10/07/18				346.52	USD
10/09/18		BOND INTEREST RECEIVED 169894AP7	248000 CHIPPEWA VY BK WINTER WIS CTF DEP ACT/365 MONTHLY 3.000% 07/06/21 B/E DTD 07/06/18 RD 09/21 PD 10/06/18				611.51	USD
10/09/18		BOND INTEREST RECEIVED 524680BM6	248000 LEGACYTEXAS BK PLANO CTF DEP ACT/365 MONTHLY 1.650% 01/08/19 B/E DTD 12/08/17 RD 09/23 PD 10/08/18				336.33	USD
10/09/18		BOND INTEREST RECEIVED 81500JAN3	248000 SECURITY ST BK FARWELL TEX CTF DEP ACT/365 MONTHLY 3.000% 08/09/21 B/E DTD 08/08/18 CLB RD 09/23 PD 10/08/18				611.51	USD
10/09/18		BOND INTEREST RECEIVED 85916VCD5	248000 STERLING BK POPLAR BLUFF MO CTF DEP ACT/365 MONTHLY 1.750% 08/08/19 B/E DTD 09/08/17 RD 09/23 PD 10/08/18				356.71	USD
10/12/18		BOND INTEREST RECEIVED 559582AA9	248000 MAGNOLIA BK INC KY CTF DEP ACT/365 MONTHLY 1.750% 10/11/19 B/E DTD 10/12/17 CLB RD 09/27 PD 10/12/18				356.71	USD



October 1, 2018 - October 31, 2018  
MEDINA CITY SCHOOLS

**Transactions by Type of Activity (continued)**

Process/ Settlement Date	Trade/ Transaction Date	Activity Type	Description	Quantity	Price	Accrued Interest	Amount	Currency
<b>Dividends and Interest (continued)</b>								
10/15/18		BOND INTEREST RECEIVED 29266N6E2	248000 ENERBANK USA SALT LAKE CITY UTAH CTF DEP ACT/365 MONTHLY 1.700% 09/16/19 B/E DTD 09/15/17 RD 09/30 PD 10/15/18				346.52	USD
10/15/18		BOND INTEREST RECEIVED 59774QFG2	248000 MIDLAND STS BK EFFINGHAM ILL CTF DEP ACT/365 1.850% 06/14/19 B/E DTD 12/14/17 CLB RD 09/29 PD 10/14/18				377.10	USD
10/15/18		BOND INTEREST RECEIVED 72345SGZ8	248000 PINNACLE BK NASHVILLE TENN CTF DEP ACT/365 MONTHLY 2.550% 12/16/19 B/E DTD 06/15/18 RD 09/30 PD 10/15/18				519.78	USD
10/15/18		BOND INTEREST RECEIVED 87165FUN2	246000 SYNCHRONY BK RETAIL CTF DEP PROGRAM BOOK ENTRY FIDELITY INSTL CTF DEP 2.700% 04/13/21 B/E DTD 04/13/18 RD 10/12 PD 10/13/18				3,330.10	USD
10/18/18		BOND INTEREST RECEIVED 92937CGB8	247000 WEX BK MIDVALE UTAH CTF DEP ACT/365 SEMI-ANNUALLY 2.000% 10/19/20 B/E DTD 10/18/17 RD 10/03 PD 10/18/18				2,476.77	USD
10/19/18		BOND INTEREST RECEIVED 20786ACJ2	248000 CONNECTONE BK ENGLEWOOD CLIFFS N J CTF DEP ACT/365 MONTHLY 2.800% 09/18/20 B/E DTD 09/19/18 RD 10/04 PD 10/19/18				570.74	USD
10/19/18		BOND INTEREST RECEIVED 31617CAH6	248000 FIDELITY BK NEW ORLEANS LA CTF DEP ACT/365 MONTHLY 1.900% 07/19/19 B/E DTD 01/19/18 RD 10/04 PD 10/19/18				387.29	USD
10/19/18		BOND INTEREST RECEIVED 35471TDM1	248000 FRANKLIN SYNERGY BK TENN CTF DEP ACT/365 MONTHLY 1.500% 10/19/18 B/E DTD 07/19/17 RD 10/04 PD 10/19/18				305.75	USD
10/19/18		BOND INTEREST RECEIVED 42724JEG6	248000 HERITAGE BK HOPKINSVILLE KY CTF DEP ACT/365 MONTHLY 3.000% 06/21/21 B/E DTD 06/19/18 RD 10/04 PD 10/19/18				611.51	USD
10/22/18		BOND INTEREST RECEIVED 062683AN7	248000 BANK HOPE LOS ANGELES CA CTF DEP ACT/365 MONTHLY 1.600% 03/22/19 B/E DTD 09/22/17 RD 10/07 PD 10/22/18				326.14	USD

## Transactions by Type of Activity (continued)

Process/ Settlement Date	Trade/ Transaction Date	Activity Type	Description	Quantity	Price	Accrued Interest	Amount	Currency
<b>Dividends and Interest (continued)</b>								
10/22/18		BOND INTEREST RECEIVED 06610QDM0	248000 BANKERS BK OKLA CITY CTF DEP ACT/365 MONTHLY 1.700% 09/20/19 B/E DTD 09/20/17 RD 10/05 PD 10/20/18				346.52	USD
10/22/18		BOND INTEREST RECEIVED 09248ABG4	248000 BLACKRIDGE BANK FARGO N D CTF DEP ACT/365 MONTHLY 2.100% 12/22/20 B/E DTD 12/22/17 CLB RD 10/07 PD 10/22/18				428.05	USD
10/22/18		BOND INTEREST RECEIVED 29367SHX5	248000 ENTERPRISE BK & TR CLAYTON MO CTF DEP ACT/365 2.800% 06/22/20 B/E DTD 06/22/18 RD 10/07 PD 10/22/18				570.74	USD
10/22/18		BOND INTEREST RECEIVED 508176CH5	249000 LAKE CITY BK WARSAW IND CTF DEP ACT/365 MONTHLY 1.600% 03/22/19 B/E DTD 03/22/17 RD 10/07 PD 10/22/18				327.45	USD
10/22/18		BOND INTEREST RECEIVED 70153RJE9	248000 PARKWAY BK & TR HARWOOD HEIGHTS ILL CTF DEP ACT/365 MONTHLY 1.750% 12/21/18 B/E DTD 12/22/17 RD 10/07 PD 10/22/18				356.71	USD
10/22/18		BOND INTEREST RECEIVED 966594AY9	248000 WHITNEY BK GULFPORT MS CTF DEP ACT/365 SEMI-ANNUALLY 1.650% 04/22/19 B/E DTD 04/20/17 RD 10/05 PD 10/20/18				2,051.61	USD
10/23/18		BOND INTEREST RECEIVED 410493CDO	248000 HANMI BK LOS ANGELES CALIF CTF DEP ACT/365 MONTHLY 1.550% 12/24/18 B/E DTD 06/23/17 RD 10/08 PD 10/23/18				315.95	USD
10/24/18		BOND INTEREST RECEIVED 20033AVA1	248000 COMENITY CAP BK SALT LAKE CITY UTAH CTF DEP ACT/365 1.700% 07/24/19 B/E DTD 07/24/17 RD 10/09 PD 10/24/18				346.52	USD
10/25/18		BOND INTEREST RECEIVED 20364ACD5	248000 COMMUNITY FINL SVCS BK BENTON KY CTF DEP ACT/365 MONTHLY 3.000% 07/26/21 B/E DTD 07/25/18 CLB RD 10/10 PD 10/25/18				611.51	USD
10/29/18		BOND INTEREST RECEIVED 329864AB8	248000 FIRST NATL BK LONG IS N Y CTF DEP ACT/365 MONTHLY 2.300% 09/30/19 B/E DTD 03/28/18 RD 10/13 PD 10/28/18				468.82	USD
10/29/18		BOND INTEREST RECEIVED 58733AES4	248000 MERCANTIL BK NATL ASSN CORAL GABLES FLA CTF DEP ACT/365 MONTHLY 2.200% 12/29/20 B/E DTD 12/29/17 RD 10/14 PD 10/29/18				448.44	USD
10/29/18		BOND INTEREST RECEIVED 710347AK1	248000 PEOPLES BK EWING VA CTF DEP ACT/365 MONTHLY 1.700% 03/28/19 B/E DTD 12/28/17 RD 10/13 PD 10/28/18				346.52	USD
10/29/18		BOND INTEREST RECEIVED 86063QAD7	248000 STIFEL BK & TR ST LOUIS MO CTF DEP ACT/365 2.550% 03/30/20 B/E DTD 03/29/18 RD 10/14 PD 10/29/18				519.78	USD



October 1, 2018 - October 31, 2018  
 MEDINA CITY SCHOOLS

### Transactions by Type of Activity (continued)

Process/ Settlement Date	Trade/ Transaction Date	Activity Type	Description	Quantity	Price	Accrued Interest	Amount	Currency
<b>Dividends and Interest (continued)</b>								
10/29/18		BOND INTEREST RECEIVED 947547JQ9	248000 WEBBANK SALT LAKE CITY UTAH CTF DEP ACT/365 MONTHLY 1.850% 03/30/20 B/E DTD 09/28/17 CLB RD 10/13 PD 10/28/18				377.10	USD
10/30/18		BOND INTEREST RECEIVED 59013JD22	248000 MERRICK BK SOUTH JORDAN UTAH CTF DEP ACT/365 MONTHLY 1.700% 10/30/19 B/E DTD 10/30/17 RD 10/15 PD 10/30/18				346.52	USD
10/30/18		BOND INTEREST RECEIVED 63861NAK1	248000 NATIONWIDE BK COLUMBUS OHIO CTF DEP ACT/365 MONTHLY 1.850% 02/28/20 B/E DTD 11/30/17 RD 10/15 PD 10/30/18				377.10	USD
10/30/18		BOND INTEREST RECEIVED 89214PBL2	246000 TOWNEBANK PORTSMOUTH VA CTF DEP ACT/365 SEMI-ANNUALLY 2.800% 04/30/21 B/E DTD 04/30/18 RD 10/29 PD 10/30/18				3,453.44	USD
10/30/18		BOND INTEREST RECEIVED 90348JCL2	248000 UBS BK USA SALT LAKE CITY UT CTF DEP ACT/365 MONTHLY 2.150% 04/30/19 B/E DTD 04/30/18 RD 10/15 PD 10/30/18				438.25	USD
10/30/18		BOND INTEREST RECEIVED 91330ABJ5	248000 UNITY BK CLINTON NJ CTF DEP ACT/365 MONTHLY 1.950% 07/30/19 B/E DTD 01/30/18 RD 10/29 PD 10/30/18				397.48	USD
10/31/18		BOND INTEREST RECEIVED 31931TEL5	247000 FIRST BK SOUTH PINES NORTH CAROLINA CTF DEP ACT/365 1.700% 05/31/19 B/E DTD 05/31/17 RD 10/30 PD 10/31/18				356.63	USD
<b>Total Dividends and Interest</b>						<b>\$0.00</b>	<b>\$32,304.77</b>	<b>USD</b>
<b>Distributions</b>								
10/19/18		SECURITY REDEEMED 35471TDM1	FRANKLIN SYNERGY BK TENN CTF DEP ACT/365 MONTHLY 1.500% 10/19/18 B/E DTD 07/19/17 ACCOUNT REDEMPTION	-248,000.000			248,000.00	USD
<b>Total Distributions</b>						<b>\$0.00</b>	<b>\$248,000.00</b>	<b>USD</b>
<b>Cash Withdrawals and Deposits</b>								
10/01/18		ELECTRONIC TRANSACTION USD999997	SEND TO BANK FOR ACH ACH HUNTINGTON NATIONAL BANK				-7,416.15	USD
10/04/18		ELECTRONIC DEPOSIT USD999997	RECV FR BANK FOR ACH ACH HUNTINGTON NATIONAL BANK				248,000.00	USD



## Transactions by Type of Activity (continued)

Process/ Settlement Date	Trade/ Transaction Date	Activity Type	Description	Quantity	Price	Accrued Interest	Amount	Currency
<b>Cash Withdrawals and Deposits (continued)</b>								
10/05/18		ELECTRONIC TRANSACTION USD999997	SEND TO BANK FOR ACH ACH HUNTINGTON NATIONAL BANK				-407.67	USD
10/10/18		ELECTRONIC DEPOSIT USD999997	RECV FR BANK FOR ACH ACH HUNTINGTON NATIONAL BANK				621.70	USD
10/11/18		ELECTRONIC TRANSACTION USD999997	SEND TO BANK FOR ACH ACH HUNTINGTON NATIONAL BANK				-2,609.10	USD
10/12/18		ELECTRONIC TRANSACTION USD999997	SEND TO BANK FOR ACH ACH HUNTINGTON NATIONAL BANK				-356.71	USD
10/15/18		ELECTRONIC TRANSACTION USD999997	SEND TO BANK FOR ACH ACH HUNTINGTON NATIONAL BANK				-4,573.50	USD
10/19/18		ELECTRONIC TRANSACTION USD999997	SEND TO BANK FOR ACH ACH HUNTINGTON NATIONAL BANK				-248,000.00	USD
10/19/18		ELECTRONIC TRANSACTION USD999997	SEND TO BANK FOR ACH ACH HUNTINGTON NATIONAL BANK				-4,352.06	USD
10/24/18		ELECTRONIC TRANSACTION USD999997	SEND TO BANK FOR ACH ACH HUNTINGTON NATIONAL BANK				-5,069.69	USD
10/25/18		ELECTRONIC DEPOSIT USD999997	RECV FR BANK FOR ACH ACH HUNTINGTON NATIONAL BANK				248,000.00	USD
10/26/18		ELECTRONIC TRANSACTION USD999997	SEND TO BANK FOR ACH ACH HUNTINGTON NATIONAL BANK				-611.51	USD
10/31/18		ELECTRONIC TRANSACTION USD999997	SEND TO BANK FOR ACH ACH HUNTINGTON NATIONAL BANK				-7,530.08	USD
<b>Total Cash Withdrawals and Deposits</b>						<b>\$0.00</b>	<b>\$215,695.23</b>	<b>USD</b>
<b>Total Value of Transactions</b>						<b>\$0.00</b>	<b>\$0.00</b>	<b>USD</b>

The price and quantity displayed may have been rounded.

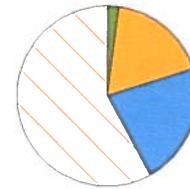
October 1, 2018 - October 31, 2018  
MEDINA CITY SCHOOLS

## Fixed Income Analysis

### Bond Quality

Bond Quality	Market Value	% of Bond Market Value
Not Rated	16,474,945.93	100%
<b>Total</b>	<b>16,474,945.93</b>	<b>100%</b>

### Bond Maturity Schedule



Bond Maturity	Market Value	% of Bond Market Value
Within 1 month	247,980.16	2%
1 to 6 months	2,966,065.19	18%
7 to 12 months	3,696,531.93	22%
1 to 5 years	9,564,368.65	58%
<b>Total</b>	<b>16,474,945.93</b>	<b>100%</b>

Percentages of bond market values are rounded to the nearest whole percentage.

Bond quality ratings reflect Moody's or Standard and Poor's ratings. Bonds may be rated by other services. Bonds that are in default are not included. Please refer to your Portfolio Holdings section.

You are 100% invested in bonds with a bond quality of Not Rated.

## Messages

Although a money market mutual fund seeks to preserve the value of your investment at \$1 per share, it is possible to lose money by investing in a money market mutual fund. Shares of a money market mutual fund or the balance of a bank deposit product held in your brokerage account may be liquidated upon request with the proceeds credited to your brokerage account. Please see the money market mutual fund's prospectus or the bank deposit product's disclosure document or contact your advisor for additional information. Pursuant to SEC Rule 10b-10(b)(1) confirmations are not sent for purchases into money market mutual funds processed on the sweep platform.

## Cash Not Yet Received

Security	Record Date	Payable Date	Quantity Held	Rate	Dividend Option	Amount of Payment
<b>Interest</b>						
BELMONT BK & TR CO CHICAGO IL CTF DEP ACT/365 MONTHLY	10/22/18	11/06/18	248,000.000	0.001444	Cash	358.07
CATHAY BK LOS ANGELES CALIF CTF DEP ACT/365 MONTHLY	10/23/18	11/07/18	248,000.000	0.001444	Cash	358.07
CHIPPEWA VY BK WINTER WIS CTF DEP ACT/365 MONTHLY	10/22/18	11/06/18	248,000.000	0.002548	Cash	631.89
ENERBANK USA SALT LAKE CITY UTAH CTF DEP ACT/365 MONTHLY	10/31/18	11/15/18	248,000.000	0.001444	Cash	358.07
ISRAEL DISC BK NEW YORK N Y CTF DEP ACT/365	10/20/18	11/04/18	246,000.000	0.013611	Cash	3,348.30

## Cash Not Yet Received (continued)

Security	Record Date	Payable Date	Quantity Held	Rate	Dividend Option	Amount of Payment
<b>Interest (continued)</b>						
KEARNY BK NEW JERSEY CTF DEP ACT/365 SEMI-ANNUALLY	10/31/18	11/15/18	247,000.000	0.008570	Cash	2,116.76
LEGACYTEXAS BK PLANO CTF DEP ACT/365 MONTHLY	10/24/18	11/08/18	248,000.000	0.001401	Cash	347.54
MAGNOLIA BK INC KY CTF DEP ACT/365 MONTHLY	10/28/18	11/12/18	248,000.000	0.001486	Cash	368.60
MAIN STR BK BINGHAM FARMS MI CTF DEP ACT/365	10/20/18	11/04/18	248,000.000	0.002463	Cash	610.83
MIDLAND STS BK EFFINGHAM ILL CTF DEP ACT/365	10/30/18	11/14/18	248,000.000	0.001571	Cash	389.67
PINNACLE BK NASHVILLE TENN CTF DEP ACT/365 MONTHLY	10/31/18	11/15/18	248,000.000	0.002166	Cash	537.11
SECURITY ST BK FARWELL TEX CTF DEP ACT/365 MONTHLY	10/24/18	11/08/18	248,000.000	0.002548	Cash	631.89
SOUTHWEST NATL BK WICHITA KANS CTF DEP ACT/365 MONTHLY	10/18/18	11/02/18	248,000.000	0.001699	Cash	421.26
STERLING BK POPLAR BLUFF MO CTF DEP ACT/365 MONTHLY	10/24/18	11/08/18	248,000.000	0.001486	Cash	368.60

### Total Cash Not Yet Received

**\$10,846.66**

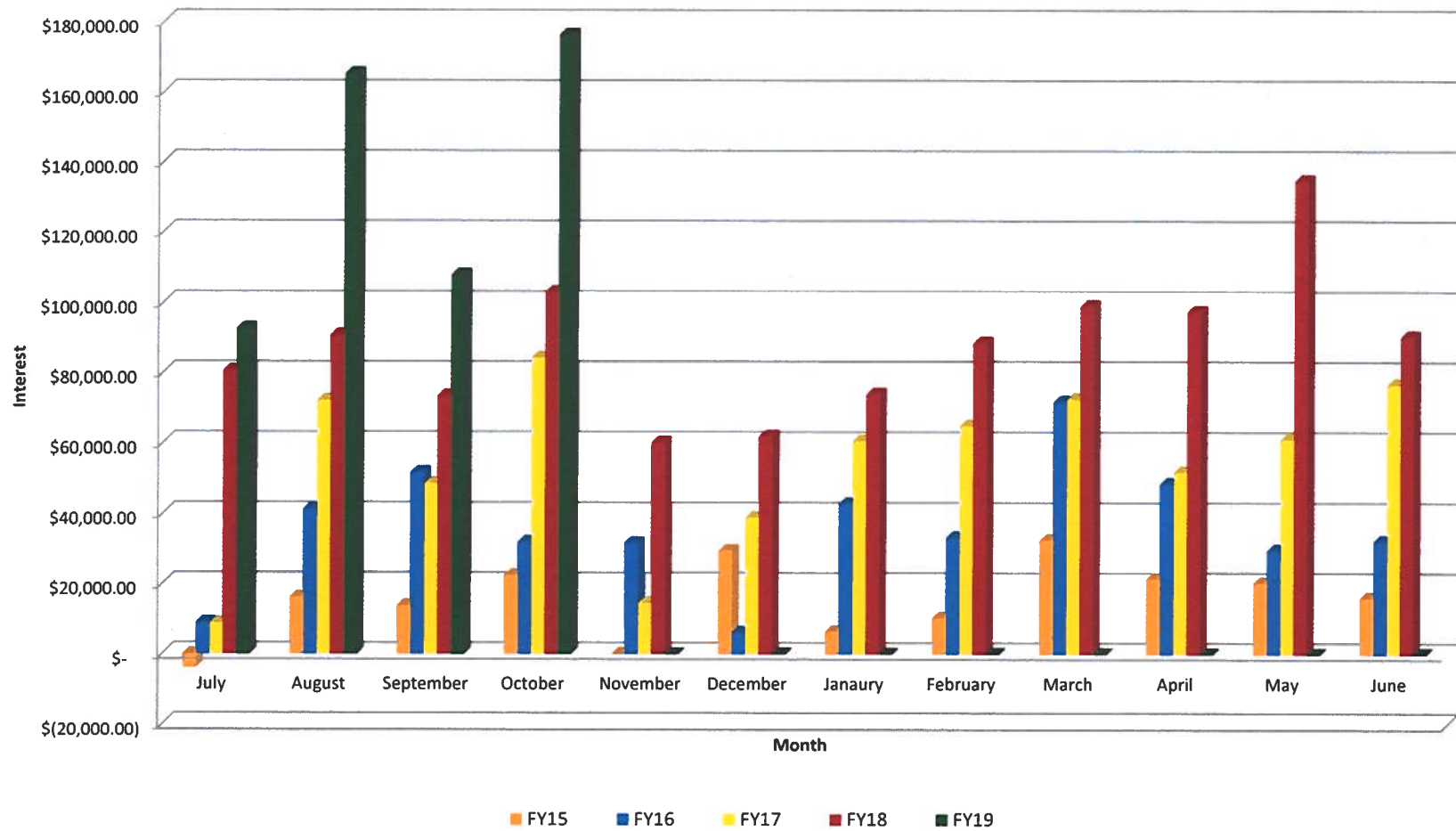
Assets shown here are not reflected in your account. This information has been received from sources we believe to be reliable. Pershing does not guarantee the accuracy of the information.

## Important Information and Disclosures

### The Role of Pershing

- Pershing carries your account as clearing broker pursuant to a clearing agreement with your financial institution. Pershing may accept from your financial institution without inquiry or investigation (i) orders for the purchase and sale of securities and other property and (ii) any other instructions concerning your account. Pershing is not responsible or liable for any acts or omissions of your financial institution or its employees and it does not supervise them. Pershing provides no investment advice nor does it assess the suitability of any transaction or order. Pershing acts as the agent of your financial institution and you agree that you will not hold Pershing or any person controlling or under common control with it liable for any investment losses incurred by you.
- Pershing performs several key functions at the direction of your financial institution. It acts as custodian for funds and securities you may deposit with it directly or through your financial institution or that it receives as the result of securities transactions it processes.
- Your financial institution is responsible for adherence to the securities laws, regulations and rules which apply to it regarding its own operations and the supervision of your account, its sales representatives and other personnel. Your financial institution is also responsible for approving the opening of accounts and obtaining account documents; the acceptance and, in certain instances, execution of securities orders; the assessment of the suitability of those transactions, where applicable; the rendering of investment advice, if any, to you and in general, for the ongoing relationship that it has with you.
- Inquiries concerning the positions and balances in your account may be directed to the Pershing Customer Service Department at (201) 413-3333. All other inquiries regarding your account or activity should be directed to your financial institution. Your financial organization's contact information can be found on the first page of this statement.
- For a description of other functions performed by Pershing please consult the Disclosure Statement provided to you upon the opening of your account. This notice is not meant as a definitive enumeration of every possible circumstance, but as a general disclosure. If you have any questions regarding this notice or if you would like additional copies of the Disclosure Statement, please contact your financial institution.

## Total Monthly Interest Earnings



F I N A N C I A L   S U M M A R Y   R E P O R T  
Processing Month: October 2018  
MEDINA CITY SCHOOL DISTRICT

Fnd	Scc	Description	Beginning Balance	MTD Revenues	FYTD Revenues	MTD Expenditures	FYTD Expenditures	Current Available Balance
001	0000	GENERAL FUND	40,167,539.65	4,584,118.12	30,209,457.72	6,112,319.81	25,803,120.34	44,573,877.03
002	0000	BOND RETIREMENT	1,182,040.17	58,026.53	473,847.89	.00	6,140.13	1,649,747.93
002	9000	BOND RETIREMENT - NEW ELE	3,827,987.43	210,346.90	1,717,699.70	.00	22,257.76	5,523,429.37
002	9012	LOCAL SALES TAX RETIREMEN	.00	.00	.00	.00	1,250.00	1,250.00-
002	9014	CONSOLIDATION - ENERGY &	.00	.00	.00	326,999.99	326,999.99	326,999.99-
003	0000	PERMANENT IMPROVEMENT FUN	126,628.88	.00	.00	634.27	634.27	125,994.61
003	9000	PERMANENT IMPROVEMENT FUN	989.14	8,000.00	8,000.00	.00	388.00	8,601.14
003	9001	MEDINA CITY REC CENTER-PE	593,959.31	.00	240.09	4,352.03-	13,093.73	581,105.67
006	0000	LUNCHROOM FUND	38,757.65	308,508.92	588,219.38	259,639.90	779,751.47	152,774.44-
007	9004	COLLINS SCHOLARSHIP/POST-	185.01	.74	2.12	.00	.00	187.13
007	9110	ART TRUST - GARFIELD	10,300.89	41.02	117.61	.00	.00	10,418.50
007	9333	RIOS STUDENT LEADER SCHOL	27,351.81	108.92	312.30	.00	.00	27,664.11
007	9901	BIXLER SCHOLARSHIP FUND	125.00	.00	.00	.00	.00	125.00
008	9002	KANEHL MUSIC TRUST	28,768.25	112.30	289.18	.00	.00	29,057.43
008	9003	RICHARD HOFFMAN COLLINS M	636,337.81	.00	.00	.00	.00	636,337.81
008	9112	ELAINE BUSHMAN FUND	17,752.58	48.30	138.49	.00	.00	17,891.07
009	9000	STAR	2,051.25	1,690.80	21,870.80	.00	.00	23,922.05
009	9110	UNIFORM SUPPLIES GARFIELD	7,654.37	720.80	3,296.50	132.02	367.99	10,582.88
009	9120	UNIFORM SUPPLIES - CANAVA	7,885.49	217.75	6,158.85	443.56	1,091.86	12,952.48
009	9130	UNIFORM SUPPLIES - FENN	17,911.19	640.74	6,006.19	914.99	4,043.26	19,874.12
009	9140	UNIFORM SUPPLIES - HERITA	4,052.08	697.40	6,419.10	1,081.97	2,272.42	8,198.76
009	9160	UNIFORM SUPPLIES - BLAKE	75.40	606.20	7,851.10	355.35	1,972.56	5,953.94
009	9170	UNIFORM SUPPLIES - RALPH	11,797.12	833.90	11,370.70	1,531.48	4,004.40	19,163.42
009	9180	UNIFORM SUPPLIES - ELIZA	5,530.88	393.90	7,837.49	232.03	1,538.96	11,829.41
009	9200	UNIFORM SUPPLIES - CLAGGE	52,107.78	1,511.75	18,225.65	10,435.06	26,183.97	44,149.46
009	9210	UNIFORM SUPPLIES - A.I. R	9,657.05	3,369.50	19,700.50	136.24	17,441.53	11,916.02
009	9300	UNIFORM SUPPLIES - SENIOR	22,804.73	26,688.50	99,359.22	3,657.94	48,124.62	74,039.33
009	9304	AVIATION/PHOTOGRAPHY	3.87	.00	.00	.00	.00	3.87
014	9016	MEDINA CNTY JUV DET CNTR	79,227.24	5,700.00	35,093.28	22,637.83	98,582.85	15,737.67
014	9111	CFIT FY11	5,550.01	.00	.00	.00	.00	5,550.01
014	9116	EVOLVE	184,406.84	110,815.00	183,845.00	107,178.29	271,963.21	96,288.63
016	0000	EMERGENCY LEVY	18,470,574.92	62,327.54	3,079,995.07	282,324.17	1,184,783.24	20,365,786.75
018	0000	PRINT SHOP	6,683.33	.00	.00	.00	.00	6,683.33
018	9000	PUBLIC SCHOOL SUPPORT - S	16.70	.00	.00	.00	.00	16.70
018	9110	PRINCIPAL'S FUND - GARFIE	36,598.58	1,400.00	1,598.05	750.57	1,314.29	36,882.34
018	9111	GARFIELD SCHOOL STORE	49.99	.00	.00	.00	.00	49.99
018	9113	GARFIELD MEDIA CENTER	810.24	.00	3.00	.00	.00	813.24
018	9120	PRINCIPAL - CANAVAN	46,644.11	.00	.00	5,156.58	9,994.78	36,649.33
018	9122	CANAVAN SCHOOL STORE	586.69	.00	.00	.00	.00	586.69
018	9123	BOOK FAIR - CANAVAN	2,376.32	4,997.64	5,019.64	4,777.25	4,777.25	2,618.71
018	9130	PRINCIPAL - FENN	29,614.17	450.00	1,157.00	820.06	2,907.85	27,863.32
018	9132	FENN SCHOOL STORE	1,243.95	129.40	150.45	161.46	211.46	1,182.94
018	9133	BOOK FAIR - FENN	598.56	20.97	29.75	.00	.00	628.31
018	9135	MEDINA SKI TEAM - DISTRIC	3,750.04	175.00	175.00	.00	.00	3,925.04
018	9140	PRINCIPAL'S FUND - HERITA	33,036.16	178.40	358.40	562.62	4,006.02	29,388.54
018	9143	HERITAGE MEDIA CENTER	6,292.05	342.73	4,228.13	4,220.28	4,220.28	6,299.90



Date: 11/06/18

F I N A N C I A L   S U M M A R Y   R E P O R T  
Processing Month: October 2018  
MEDINA CITY SCHOOL DISTRICT

Page: 2  
(FINSUM)

Fnd	Sc	Description	Beginning Balance	MTD Revenues	FYTD Revenues	MTD Expenditures	FYTD Expenditures	Current Available Balance
018	9160	PRINCIPAL'S FUND - H G BL	49,340.74	1,129.00	2,429.00	874.95	2,604.39	49,165.35
018	9161	LEADER IN ME - BLAKE	7,394.06	.00	.00	.00	.00	7,394.06
018	9163	BLAKE MEDIA CENTER	15,865.60	5,653.49	5,653.49	5,530.39	5,580.39	15,938.70
018	9170	PRINCIPALS FUND - RALPH W	71,910.40	524.70	924.70	.00	340.98	72,494.12
018	9171	WAITE SCHOOL STORE	50.00	.00	.00	.00	.00	50.00
018	9173	MEDIA CENTER RALPH WAITE	5,449.06	73.00	73.00	.00	.00	5,522.06
018	9174	FIELD TRIPS RALPH WAITE E	15,209.72	.00	.00	.00	.00	15,209.72
018	9180	PRINCIPALS FUND ELIZA NOR	47,210.96	150.00-	1,158.96	1,034.37	2,391.48	45,978.44
018	9181	NORTHROP ELEMENTARY SCHOO	1,681.19	.00	.00	.00	50.00	1,631.19
018	9183	MEDIA CENTER ELIZA NORTHR	8,375.80	6,270.89	6,270.89	.00	2,954.75	11,691.94
018	9184	FIELD TRIPS ELIZA NORTHRO	146.00	.00	.00	.00	.00	146.00
018	9200	PRINCIPAL'S FUND - CLAGGE	79,667.58	668.00	2,269.00	813.27	4,382.08	77,554.50
018	9203	CLAGGETT M.S. MEDIA CENTE	5,408.59	994.52	1,007.51	.00	.00	6,416.10
018	9210	PRINCIPAL'S FUND - ROOT M	34,705.04	12,892.25	14,403.75	523.84	3,771.23	45,337.56
018	9211	ROOT M.S. MEDIA CENTER	9,839.79	1,693.31	1,693.31	.00	50.00	11,483.10
018	9212	ROOT M.S. - WASHINGTON TR	355.00	.00	.00	.00	.00	355.00
018	9213	SPECIAL FUNDRAISER - ROOT	.02	.00	.00	.00	.00	.02
018	9300	PRINCIPAL'S FUND - SENIOR	47,137.95	6,096.39	8,048.53	926.06	8,056.75	47,129.73
018	9301	MEDIA CENTER FUND	1,363.76	.00	.00	.00	.00	1,363.76
018	9302	SPECIAL FUNDRAISER - SENI	37,086.18	.00	.00	.00	.00	37,086.18
018	9303	PERFORMING ARTS	97,571.10	1,560.00	4,639.00	848.16	10,493.44	91,716.66
018	9304	BUZZ	16,394.08	1,715.90	2,684.25	1,081.99	3,250.47	15,827.86
018	9305	FLEXIBLE CREDIT FUND	7,634.56	.00	.00	.00	.00	7,634.56
018	9884	FACILITY RENTAL	.00	4,429.16	9,043.16	.00	.00	9,043.16
018	9900	INSERVICE - CENTRAL	3,702.01	.00	.00	.00	.00	3,702.01
018	9901	PUBLIC SCHOOL SUPPORT - I	9,540.71	5,000.00	5,000.00	3,122.33	7,976.65	6,564.06
018	9902	INSERVICE - SUPERINTENDEN	24,720.92	.00	.00	.00	.00	24,720.92
018	9903	BOARD/STUDENT DEVELOPMENT	2,800.00	.00	.00	.00	.00	2,800.00
018	9904	WELLNESS FUND	502.00	.00	.00	.00	.00	502.00
018	9905	PUBLIC SCHOOL SUPPORT/STU	52,823.04	.00	.00	.00	.00	52,823.04
018	9906	COMMUNICATIONS - PUBLIC S	2,377.27	500.00	500.00	1,862.00	1,862.00	1,015.27
018	9910	MAINTENANCE DEPARTMENT	3,902.36	.00	.00	.00	.00	3,902.36
018	9916	SPIRIT NIGHT	.00	1,175.00	3,675.00	300.02	2,297.52	1,377.48
018	9917	BICENTENNIAL	.00	677.00	677.00	.00	124.00	553.00
018	9918	FAMILY FIRST	.00	10.00	10.00	.00	.00	10.00
018	9920	TRSP FUND	2,241.50	25.56	25.56	.00	.00	2,267.06
018	9930	Resource Connection	1,500.00	.00	.00	.00	.00	1,500.00
019	9000	ADAMH GRANT	980.00	.00	.00	1,260.00	1,488.00	508.00-
019	9009	MCDAC GRANT FY19	.00	41,000.00	41,000.00	10,879.45	30,138.21	10,861.79
019	9018	LOWE'S LIGHT UP GARFIELD	48.08	.00	.00	.00	.00	48.08
019	9020	RIF PROGRAM GRANT - NORTH	400.73	.00	.00	.00	.00	400.73
019	9021	JENNINGS - BLAKE - BRYNIA	.82	.00	.00	.00	.00	.82
019	9023	PUBLIC EDUCATION LEADERSH	.01	.00	.00	.00	.00	.01
019	9029	MARTHA HOLDEN JENNINGS GR	6.82	.00	.00	.00	.00	6.82
019	9030	PERFORMANCE BASED ASSESSM	79.76	.00	.00	.00	.00	79.76
019	9031	PBA FY11	256.96	.00	.00	.00	.00	256.96

Date: 11/06/18

F I N A N C I A L   S U M M A R Y   R E P O R T  
Processing Month: October 2018  
MEDINA CITY SCHOOL DISTRICT

Page: 3  
(FINSUM)

Fnd	Sc	Description	Beginning Balance	MTD Revenues	FYTD Revenues	MTD Expenditures	FYTD Expenditures	Current Available Balance
019	9113	ACS-HACH CHEMISTRY GRANT	96.34	.00	.00	.00	.00	96.34
019	9180	PPG INNOVATIVE CLASSROOM	15.31	.00	.00	.00	.00	15.31
019	9213	VIDEO CLUB GRANT - MHS	2.82	.00	.00	.00	.00	2.82
019	9313	JENNINGS - NORTHROP - MIL	13.86	.00	.00	.00	.00	13.86
019	9413	3M AND OTHER GRANT	152.03	.00	.00	.00	.00	152.03
019	9513	NEA STUDENT ACHIEVEMENT G	191.88	.00	.00	.00	.00	191.88
019	9715	FUEL UP - BLAKE	23.82	.00	.00	.00	.00	23.82
020	9001	TRANSPORTATION ENTERPRISE	61,220.42	539.58	6,297.96	8,278.57	12,206.92	55,311.46
022	9000	Unclaimed funds	33,217.15	.00	9.00-	.00	1,219.19	31,988.96
022	9093	DIVERSION PROGRAM FED MON	1,000.00	.00	.00	.00	.00	1,000.00
022	9094	DIVERSION PROGRAM - FED.	1,000.00	.00	.00	.00	.00	1,000.00
022	9300	OH HIGH SCHOOL ATH ASSOC	3,106.23	12,512.00	12,512.00	.00	.00	15,618.23
024	9001	MEDICAL AND DRUG/SELF INS	6,847,635.87	738,217.44	2,909,337.42	776,491.24	3,163,259.11	6,593,714.18
024	9002	DENTAL SELF INSURANCE FUN	357,639.76	56,598.32	224,246.38	56,728.53	224,908.82	356,977.32
024	9094	FLEX PRO	63,113.32	22,231.64	22,231.64	23,221.00	53,851.44	31,493.52
027	0000	WORKMANS COMP.-SELF INS	135,237.63	11,833.79	51,177.60	23,156.94	74,557.39	111,857.84
071	9013	LOCAL SALES TAX PERMANENT	3,368,024.17	841,911.37	1,564,319.54	698,399.59	1,279,499.02	3,652,844.69
200	9110	GARFIELD STUDENT COUNCIL/	678.51	2.70	7.75	.00	.00	686.26
200	9121	ELLA CANAVAN STUDENT COUN	1,058.18	4.05	11.91	41.94	41.94	1,028.15
200	9134	FENN STUDENT BUSINESS	8.69	.03	.09	.00	.00	8.78
200	9140	STUDENT COUNCIL - HERITAG	151.19	.60	1.73	.00	.00	152.92
200	9184	NORTHROP ELEMENTARY STUDE	48.39	.19	.55	.00	.00	48.94
200	9185	K-KIDS KIWANIS ACTIVITY C	6,163.70	29.01	1,262.98	.00	59.96	7,366.72
200	9202	CLAGGETT MIDDLE SCH. STUD	1,651.98	25.12	355.50	352.00	454.20	1,553.28
200	9204	CLAGGETT MIDDLE SCHOOL CH	485.90	1.93	5.54	.00	.00	491.44
200	9205	CLAGGETT MIDDLE SCH. BUIL	1,955.42	38.18	283.71	.00	162.00	2,077.13
200	9209	CLAGGETT MIDDLE SCHOOL DR	19,658.66	78.29	224.46	.00	.00	19,883.12
200	9252	CHEERLEADERS - ROOT M.S.	41.48	.17	.47	.00	.00	41.95
200	9253	BUILDERS' CLUB - ROOT M.S	3,684.29	14.67	42.07	.00	.00	3,726.36
200	9254	HONORS ACADEMY - ROOT	3,504.89	52.59	77.76	.00	385.00	3,197.65
200	9256	DRAMA CLUB - ROOT M.S.	4,660.14	18.56	53.21	.00	.00	4,713.35
200	9258	STUDENT COUNCIL - ROOT M.	2,108.13	96.88	112.49	.00	43.00	2,177.62
200	9301	YOUNG AMERICANS FOR FREED	3,128.52	.20	16.35	.00	3,095.00	49.87
200	9302	ART CLUB	136.78	.67	195.13	161.52	161.52	170.39
200	9303	CULTURAL EXPLORATION	206.06	.49	1.97	60.00	83.49	124.54
200	9304	CAREER ASSOCIATION	.37	.00	.00	.00	.00	.37
200	9305	CHEMCLUB	966.23	6.75	748.02	.00	.00	1,714.25
200	9306	OPERATION SMILE	109.39	.44	1.25	.00	.00	110.64
200	9307	CHOIR	56,370.48	3,029.91	6,769.60	5,965.76	7,033.43	56,106.65
200	9309	IMPROV CLUB	276.51	1.10	3.15	.00	.00	279.66
200	9310	DELTA EPSILON PHI - NAT'L	.45	.00	.00	.00	.00	.45
200	9312	DRAMA CLUB	31,354.18	117.63	343.86	883.48	1,822.52	29,875.52
200	9315	FELLOWSHIP OF CHRISTIAN A	299.84	1.19	3.42	.00	.00	303.26
200	9318	GIRLS LEADERSHIP CLUB	5,128.27	1,617.76	1,806.94	647.40	647.40	6,287.81
200	9321	KEY CLUB	37,318.51	291.80	1,643.71	.00	409.21	38,553.01
200	9323	MEDINAMITE	302.43	1.20	3.45	.00	.00	305.88

Date: 11/06/18

F I N A N C I A L   S U M M A R Y   R E P O R T  
Processing Month: October 2018  
MEDINA CITY SCHOOL DISTRICT

Page: 4  
(FINSUM)

Fnd	Scc	Description	Beginning Balance	MTD Revenues	FYTD Revenues	MTD Expenditures	FYTD Expenditures	Current Available Balance
200	9324	MEDINIAN	33,182.43	734.24	2,399.05	.00	7,837.93	27,743.55
200	9325	MHS BAND	13,924.28	1,207.52	1,356.18	.00	671.35	14,609.11
200	9326	NATIONAL HONOR SOCIETY	11,347.80	45.19	129.57	.00	.00	11,477.37
200	9327	ORCHESTRA	24,523.59	107.90	341.62	.00	.00	24,865.21
200	9330	SCIENCE OLYMPIAD CLUB	1,953.65	206.45	218.84	175.00	555.00	1,617.49
200	9331	SKI CLUB	2.97	.01	.04	.00	.00	3.01
200	9332	SPANISH CLUB	10,465.93	401.16	3,796.58	.00	.00	14,262.51
200	9333	STUDENT COUNCIL	40,707.70	25,968.39	26,275.43	7,158.94	19,648.77	47,334.36
200	9335	LATIN CLUB	2,298.75	503.54	946.61	60.75	60.75	3,184.61
200	9337	AMERICAN SIGN LANGUAGE CL	254.74	16.39	98.47	.00	.00	353.21
200	9339	SPEECH/DEBATE CLUB	15,656.04	76.55	7,109.79	3,084.40	3,323.76	19,442.07
200	9340	S. A. D. D.	1,677.29	8.26	421.65	.00	.00	2,098.94
200	9346	PENGUIN BOWL/NOSB	264.07	1.05	3.01	.00	.00	267.08
200	9350	TECHNOLOGY CLUB	483.83	735.73	738.71	.00	275.00	947.54
200	9352	VIDEO CLUB - SR HI	7,045.97	28.69	441.78	.00	200.80	7,286.95
200	9353	CHINESE CLUB	909.97	3.62	10.39	.00	.00	920.36
200	9355	GENDER AND SEXUALITY ALLI	1,299.36	64.88	119.63	180.75	180.75	1,238.24
200	9380	V O F T	25,124.90	103.89	1,409.28	148.95	148.95	26,385.23
200	9418	CLASS OF 2018	6,302.61	2.58	7.40	.00	5,655.24	654.77
200	9419	CLASS OF 2019	7,057.66	1,954.03	2,010.31	30.36	336.03-	9,404.00
200	9420	CLASS OF 2020	4,071.63	344.32	634.88	.00	112.04	4,594.47
200	9421	CLASS OF 2021	1,533.22	6.04	17.40	.00	16.00	1,534.62
200	9999	GENERIC STUDENT ACTIV. FD	.01	.00	.00	.00	.00	.01
300	0000	ATHLETIC FUND	188,844.09	59,185.30	150,539.64	55,021.92	176,633.09	162,750.64
300	9110	GARFIELD FIELD TRIPS	2,067.57	.00	.00	25.50	1,777.90	289.67
300	9120	CANAVAN FIELD TRIP	1,352.68	4,600.00	5,080.00	100.00	284.68	6,148.00
300	9121	WORLD WATCHER'S CLUB	7,362.04	.00	.00	.00	.00	7,362.04
300	9130	FENN FIELD TRIPS	517.55	284.00	5,990.00	939.32	6,539.32	31.77-
300	9140	HERITAGE FIELD TRIPS	1,136.21	4,937.00	5,037.00	.00	.00	6,173.21
300	9160	BLAKE FIELD TRIPS	.00	14.00	784.00	784.00	620.42	163.58
300	9170	WAITE FIELD TRIPS	.00	594.00	9,144.00	1,800.40	1,800.40	7,343.60
300	9180	NORTHROP FIELD TRIPS	3,958.79	879.00	1,641.00	1,626.00	5,286.00	313.79
300	9201	CLAGGETT MIDDLE SCH. BAND	26,346.90	13,029.00	13,029.00	1,591.00	1,672.03	37,703.87
300	9202	CLAGGETT MIDDLE SCH. ORCH	258.00	.00	.00	.00	.00	258.00
300	9203	CLAGGETT MIDDLE SCHOOL LI	370.00	.00	.00	.00	.00	370.00
300	9204	CLAGGETT M.S. CHOIR FUND	634.10	.00	.00	.00	.00	634.10
300	9208	CLAGGETT - 6TH GRADE TRIP	32,331.66	629.00	74,156.50	.00	.00	106,488.16
300	9250	ROOT M.S. BAND FUND	17,207.62	19,113.00	19,113.00	303.08	384.11	35,936.51
300	9251	ROOT M.S. ORCHESTRA FUND	1,238.65	8.00	8.00	.00	.00	1,246.65
300	9252	ROOT M.S. CHOIR FUND	3,270.15	.00	.00	.00	.00	3,270.15
300	9253	ROOT M.S. BEEHIVE	776.13	111.90	301.49	.00	163.91	913.71
300	9258	ROOT - DISTRICT SUPERVISE	107,604.61	457.45	4,954.45	.00	103,335.00	9,224.06
300	9302	MENS VOLLEYBALL	9,818.29	72.00	72.00	.00	618.58	9,271.71
300	9303	HUDDLE/SHUDDLE	1,318.22	.00	1,480.00	.00	.00	2,798.22
300	9304	LINK CREW	3,477.17	.00	100.00	.00	1,241.79	2,335.38
300	9313	DRAMA/MUSICAL	11,069.51	.00	.00	.00	.00	11,069.51



Date: 11/06/18

F I N A N C I A L   S U M M A R Y   R E P O R T  
Processing Month: October 2018  
MEDINA CITY SCHOOL DISTRICT

Page: 5  
(FINSUM)

Fnd	Scs	Description	Beginning Balance	MTD Revenues	FYTD Revenues	MTD Expenditures	FYTD Expenditures	Current Available Balance
300	9325	MHS BAND TRIP	7,171.20	.00	.00	.00	.00	7,171.20
300	9334	BEEHIVE CAFE	18,050.78	2,816.70	3,783.20	1,982.55	5,003.93	16,830.05
300	9410	SPARKLE CHEERLEADING	1,768.10	1,866.93	1,866.93	.00	200.00	3,435.03
401	9017	AUXILIARY FUNDS/ST FRANCI	37.41	.00	.00	.00	.00	37.41
401	9018	AUXILIARY FUNDS/ST FRANCI	72,216.62	.00	110.03	.00	21,128.49	51,198.16
401	9019	AUXILIARY FUNDS/ST FRANCI	.00	124.11	96,713.70	11,282.87	65,191.93	31,521.77
401	9027	AUX FUNDS NURTURY	72.90	.00	.00	.00	.00	72.90
401	9038	AUX FUNDS MCA	24,013.56	.00	.79	.00	20,878.24	3,136.11
401	9039	AUX FUNDS MCA	.00	.00	42,764.17	16,025.82	79,886.69	37,122.52-
401	9048	AUX FUNDS KIDS COUNTRY	9,770.07	.00	3.88	.00	9,032.78	741.17
401	9049	AUX FUNDS KIDS COUNTRY	.00	11.16	2,905.05	.00	70.98	2,834.07
401	9066	SM WONDERS	1,644.12	.00	.00	.00	.00	1,644.12
432	9097	MANAGE. INFO. SYS. FUND	.80	.00	.00	.00	.00	.80
450	9008	SCHOOLNET PLUS FY2008: GR	1.00	.00	.00	.00	.00	1.00
451	9013	CONNECTIVITY 2013	800.00	.00	.00	.00	.00	800.00
451	9018	CONNECTIVITY FY18	564.00	.00	.00	.00	.00	564.00
451	9019	CONNECTIVITY	.00	9,900.00	9,900.00	.00	.00	9,900.00
452	9008	SCHOOLNET PROFESSIONAL DE	66.15	.00	.00	.00	.00	66.15
499	9012	INTERN PSYCH FY12	45.81	.00	.00	.00	.00	45.81
499	9013	INTERN PSYCH FY13	39.97	.00	.00	.00	.00	39.97
499	9018	STRATEGIES SECONDARY TRAN	3,129.00	3,129.00	3,129.00	.00	3,129.00	3,129.00
499	9019	SCHOOL SAFETY	.00	37,148.75	37,148.75	.00	.00	37,148.75
499	9024	LOCAL GOVERNMENT INNOVATI	7,750.00	.00	.00	.00	.00	7,750.00
499	9039	INTERN PSYCHOLOGIST GRANT	2.20	.00	.00	.00	.00	2.20
499	9112	E-TECH BLENDED LEARNING G	321.71	.00	.00	.00	.00	321.71
506	9014	RESIDENT EDUCATOR GRANT	950.00	.00	.00	.00	.00	950.00
516	9015	TITLE VI-B	2,690.82	.00	.00	.00	.00	2,690.82
516	9016	TITLE VI-B	229.90	.00	.00	.00	.00	229.90
516	9018	TITLE VI-B	13,049.04	.00	.00	.00	181,982.35	168,933.31-
516	9019	TITLE VI-B	.00	196,577.82	196,577.82	101,340.18	249,918.92	53,341.10-
572	9018	TITLE I	24,632.47	.00	.00	.00	62,311.89	37,679.42-
572	9019	TITLE I	.00	61,361.08	61,361.08	33,201.03	79,933.94	18,572.86-
572	9116	TITLE I-D	2.83	.00	.00	.00	.00	2.83
572	9118	TITLE I-D	30,330.50	.00	.00	.00	32,466.38	2,135.88-
572	9119	TITLE I-D	.00	2,474.11	2,474.11	1,536.88	3,285.08	810.97-
587	9018	PRESCHOOL	10,962.06	.00	.00	.00	11,963.57	1,001.51-
587	9019	PRESCHOOL	.00	5,920.56	5,920.56	3,907.63	8,021.22	2,100.66-
590	9018	TITLE II-A	9,793.01	.00	.00	1,431.20	14,180.78	4,387.77-
590	9019	TITLE II-A	.00	20,287.13	20,287.13	15,500.09	33,908.59	13,621.46-
599	9018	TITLE IV-A STUDENT SUPPOR	738.14	.00	.00	.00	776.90	38.76-
599	9019	TITLE IV-A STUDENT SUPPOR	.00	13,464.52	13,464.52	1,647.18	14,423.18	958.66-
Grand Total All Funds			78,299,035.55	7,665,950.04	42271,677.49	9,027,082.29	34791,553.77	85779,159.27
Total Invested Funds			.00					

Date: 11/06/2018

C H E C K   R E G I S T E R  
Processing Month: October 2018  
MEDINA CITY SCHOOL DISTRICT

Page: 1  
(CHKREG)

Check#	Check Date	Org Sta	Vendor Paid	Check Amount	Status Date
008332	10/09/2018	M/M	MEMO - U.S. BANK PURCHASE CARD	13,847.01	
008333	10/10/2018	T/T	MEMO -MEDINA CITY SCHOOLS	1,175.00	
008334	10/10/2018	T/T	MEMO -MEDINA CITY SCHOOLS	677.00	
008335	10/10/2018	T/T	MEMO -MEDINA CITY SCHOOLS	10.00	
008336	10/10/2018	T/T	MEMO -MEDINA CITY SCHOOLS	6,733.72	
008337	10/10/2018	T/T	MEMO -MEDINA CITY SCHOOLS	8,000.00	
008338	10/10/2018	T/T	MEMO -MEDINA CITY SCHOOLS	8,000.00	
008339	10/12/2018	M/M	MEMO MET LIFE INSURANCE	56,728.53	
008340	10/02/2018	M/M	MEMO - MEDICAL MUTUAL	175,670.82	
008341	10/01/2018	M/M	MEMO - MEDICAL MUTUAL	90,057.55	
008342	10/02/2018	M/M	MEMO - MEDICAL MUTUAL	97,904.74	
008343	10/16/2018	M/M	MEMO - MEDICAL MUTUAL	117,062.02	
008344	10/12/2018	M/M	OHIO DEPT OF ED - MEMO CK	79,666.79	
008345	10/12/2018	M/M	MEMO MET LIFE INSURANCE	4,683.37	
008346	10/01/2018	M/M	GORDON FOOD SERVICE	6,068.91	
008347	10/01/2018	M/M	GORDON FOOD SERVICE	503.54	
008348	10/09/2018	M/M	GORDON FOOD SERVICE	5,626.48	
008349	10/09/2018	M/M	GORDON FOOD SERVICE	545.20	
008350	10/02/2018	M/M	MEMO - HUNTINGTON NAT'L BANK	326,999.99	
008351	10/23/2018	M/M	MEMO - MEDICAL MUTUAL	217,489.71	
008352	10/17/2018	M/M	ARBITERPAY	20,000.00	
008353	10/12/2018	M/M	MEMO --S T R S	77,996.59	
008354	10/12/2018	M/M	MEMO --S E R S	3,839.54	
008355	10/12/2018	M/M	MEMO -MEDINA CITY SCHOOLS	323,904.30	
008356	10/12/2018	M/M	MEMO - HUNTINGTON NAT'L BANK	28,525.09	
008357	10/12/2018	M/M	MEMO - BUREAU WORK COMP	5,822.65	
008358	10/26/2018	M/M	OHIO DEPT OF ED - MEMO CK	75,689.57	
008359	10/15/2018	M/M	GORDON FOOD SERVICE	6,084.56	
008360	10/15/2018	M/M	GORDON FOOD SERVICE	517.56	
008361	10/22/2018	M/M	GORDON FOOD SERVICE	4,424.60	
008362	10/22/2018	M/M	GORDON FOOD SERVICE	473.55	
008363	10/30/2018	M/M	MEMO - MEDICAL MUTUAL	78,152.40	
008364	10/26/2018	M/M	MEMO --S T R S	79,817.28	
008365	10/26/2018	M/M	MEMO --S E R S	5,550.94	
008366	10/26/2018	M/M	MEMO -MEDINA CITY SCHOOLS	321,185.71	
008367	10/26/2018	M/M	MEMO - HUNTINGTON NAT'L BANK	29,585.87	
008368	10/26/2018	M/M	MEMO - BUREAU WORK COMP	6,011.14	
008369	10/26/2018	M/M	SYSCO CLEVELAND INC	39,905.17	
008370	10/26/2018	M/M	SYSCO CLEVELAND INC	1,528.64	
008371	10/31/2018	M/M	MEMO - BUREAU WORK COMP	15,156.94	
008372	10/29/2018	M/M	GORDON FOOD SERVICE	6,788.82	
008373	10/29/2018	M/M	GORDON FOOD SERVICE	778.18	
008374	10/31/2018	M/M	MEMO - P & A ADMINISTRATIVE	3,557.48	
008375	10/31/2018	M/M	MEMO - P & A ADMINISTRATIVE	18,605.52	
008376	10/31/2018	M/M	STRS	515,136.00	
008377	10/31/2018	M/M	SERS - MEMO	128,578.00	
624592	10/10/2018	W/R	ABC THERAPY, LTD	15,108.75	10/11/2018
624593	10/10/2018	W/R	ZEP SALES & SERVICE	110.22	10/15/2018
624594	10/10/2018	W/R	ADVANCE AUTO PARTS	806.90	10/15/2018
624595	10/10/2018	W/R	AIR RITE INC	50.31	10/15/2018
624596	10/10/2018	W/R	ALAN T ROLAND	280.00	10/15/2018
624597	10/10/2018	W/R	ALBERT GUARNIERI & COMPANY INC	37.50	10/26/2018

Date: 11/06/2018

C H E C K   R E G I S T E R  
Processing Month: October 2018  
MEDINA CITY SCHOOL DISTRICT

Page:        2  
(CHKREG)

Check#	Check Date	Org Sta	Vendor Paid	Check Amount	Status Date
624598	10/10/2018	W/R	AMY BUSBY	79.79	10/11/2018
624599	10/10/2018	W/R	ANGELA NUCKOLS	1,662.50	10/11/2018
624600	10/10/2018	W/R	ANTHONY BELSITO	657.00	10/15/2018
624601	10/10/2018	W/R	ANTHONY RIDGLEY	17.97	10/11/2018
624602	10/10/2018	W/R	APOLLO PEST CONTROL COMPANY	703.00	10/16/2018
624603	10/10/2018	W/R	APPLIED MSS	887.61	10/22/2018
624604	10/10/2018	W/R	ARMSTRONG	544.49	10/17/2018
624605	10/10/2018	W/R	ASCA	2,506.00	10/24/2018
624606	10/10/2018	W/R	AUTO-JET MUFFLER CORP.	3,547.62	10/16/2018
624607	10/10/2018	W/R	BARB DIMARINO	15.25	10/11/2018
624608	10/10/2018	W/R	BARBERTON BROOKSIDE	150.00	10/16/2018
624609	10/10/2018	W/R	BARNES & NOBLE BOOKSELLERS	150.99	10/17/2018
624610	10/10/2018	W/R	BARRY JOLLIFF DBA TEAMPLAY	380.00	10/15/2018
624611	10/10/2018	W/R	BELLEFAIRE JEWISH CHILDREN'S	46,666.67	10/15/2018
624612	10/10/2018	W/R	BLICK ART MATERIALS LLC	579.89	10/16/2018
624613	10/10/2018	W/R	DAIRYMENS	5,057.45	10/15/2018
624614	10/10/2018	W/R	BRUMBAUGH-HERRICK, INC.	980.00	10/22/2018
624615	10/10/2018	W/R	BSN SPORTS LLC	827.16	10/15/2018
624616	10/10/2018	W/R	BUEHLER'S MARKETS	534.05	10/15/2018
624617	10/10/2018	W/R	BUILDING REVITALIZERS LLC	3,600.00	10/15/2018
624618	10/10/2018	W/R	C MARTIN TRUCKING	1,262.02	10/19/2018
624619	10/10/2018	W/R	CARDINAL BUS SALES &	13.43	10/15/2018
624620	10/10/2018	W/R	CAROLINA BIOLOGICAL SUPPLY CO.	336.46	10/15/2018
624621	10/10/2018	W/R	CAMP CHRISTOPHER	100.00	10/19/2018
624622	10/10/2018	W/R	CENTERRA CO-OP	19,538.07	10/16/2018
624623	10/10/2018	W/R	CENTRAL INSTRUMENT CO.	1,651.00	10/15/2018
624624	10/10/2018	W/R	CENTURY EQUIPMENT, INC.	88.00	10/15/2018
624625	10/10/2018	W/R	CHRISTOPHER BRINK	122.50	10/16/2018
624626	10/10/2018	W/R	CHRISTOPHER BRINK	105.00	10/16/2018
624627	10/10/2018	W/R	CINDY BISHOP	131.85	10/11/2018
624628	10/10/2018	W/R	CINTAS CORPORATION	754.20	10/15/2018
624629	10/10/2018	W/R	CITY OF MEDINA	259.32	10/15/2018
624630	10/10/2018	W/R	CITY OF MEDINA	15,926.67	10/15/2018
624631	10/10/2018	W/R	CLARENCE CRUM	1,422.00	10/15/2018
624632	10/10/2018	W/R	CLEVELAND CLINIC CENTER	21,614.73	10/15/2018
624633	10/10/2018	W/R	CLEVELAND PLUMBING	190.49	10/15/2018
624634	10/10/2018	W/R	CLEVELAND VICON COMPANY INC	181.34	10/12/2018
624635	10/10/2018	W/R	COCA COLA BOTTLING CO CSLDT	1,487.00	10/15/2018
624636	10/10/2018	W/R	CROSS THREAD SOLUTIONS LLC	123.25	10/17/2018
624637	10/10/2018	W/R	CROWN TROPHY OF MEDINA	41.55	10/15/2018
624638	10/10/2018	W/R	CUMMINS INTERSTATE POWER INC	293.45	10/17/2018
624639	10/10/2018	W/R	CYNTHIA McCLINTOCK	51.67	10/11/2018
624640	10/10/2018	W/R	DANIEL SMITH	28.23	10/11/2018
624641	10/10/2018	W/R	DATA RECOGNITION CORP.	3,543.46	10/15/2018
624642	10/10/2018	W/R	DAVID HAMMAN	46.65	10/11/2018
624643	10/10/2018	W/R	DAVID L ARBOGAST	105.00	10/15/2018
624644	10/10/2018	W/R	DAVID M CHAMBERS	317.30	10/11/2018
624645	10/10/2018	W/R	DEBBRA LANEVILLE	55.14	10/11/2018
624646	10/10/2018	W/R	DECKER EQUIPMENT	54.70	10/15/2018
624647	10/10/2018	W/R	DISCOUNT SCHOOL SUPPLY	74.82	10/17/2018
624648	10/10/2018	W/R	DRAMATIC PUBLISHING COMPANY	443.93	10/19/2018
624649	10/10/2018	W/R	EASY GRAPHICS CORP	6,070.26	10/15/2018

Date: 11/06/2018

C H E C K   R E G I S T E R  
Processing Month: October 2018  
MEDINA CITY SCHOOL DISTRICT

Page: 3  
(CHKREG)

Check#	Check Date	Org Sta	Vendor Paid	Check Amount	Status Date
624650	10/10/2018	W/R	EDUCATIONAL FURNITURE LLC	31,352.72	10/16/2018
624651	10/10/2018	W/R	EDUCATIONAL SERVICE CENTER	720.00	10/12/2018
624652	10/10/2018	W/R	ENNIS BRITTON CO LPA	513.00	10/11/2018
624653	10/10/2018	W/R	ESC OF MEDINA COUNTY	80,881.73	10/15/2018
624654	10/10/2018	W/R	FALLSWAY EQUIPMENT CO. INC.	2,452.12	10/15/2018
624655	10/10/2018	W/R	FBN SYSTEMS, INC.	4,127.00	10/23/2018
624656	10/10/2018	W/R	FECHKO EXCAVATING, INC	357,309.92	10/10/2018
624657	10/10/2018	W/W	OASBO - FIVE COUNTY	20.00	
624658	10/10/2018	W/R	FOLLETT SCHOOL SOLUTIONS INC	1,381.22	10/16/2018
624659	10/10/2018	W/R	FOLLETT SCHOOL SOLUTIONS INC	774.34	10/16/2018
624660	10/10/2018	W/R	FRAN SCHOEN	6,597.50	10/15/2018
624661	10/10/2018	W/W	FRONTIER	5,546.80	
624662	10/10/2018	W/R	GABLE ELEVATOR, INC.	280.00	10/12/2018
624663	10/10/2018	W/V	GALLAGHER BENEFIT SERVICES INC	1,250.00	10/12/2018
624664	10/10/2018	W/R	GENERAL PARTS LLC	615.00	10/15/2018
624665	10/10/2018	W/R	NAPA AUTOMOTIVE PARTS & SERVIC	23.56	10/16/2018
624666	10/10/2018	W/R	GIONINO'S PIZZERIA	92.90	10/17/2018
624667	10/10/2018	W/R	GLOBAL PAYMENTS INC	1,200.00	10/16/2018
624668	10/10/2018	W/R	GORDON FOOD SERVICE	511.73	10/18/2018
624669	10/10/2018	W/R	GREAT LAKES BIOMEDICAL LTD	630.00	10/15/2018
624670	10/10/2018	W/R	GREATER MEDINA CHAMBER	54.00	10/22/2018
624671	10/10/2018	W/R	GRIZZLY AUTO & TIRE	521.44	10/16/2018
624672	10/10/2018	W/R	HARMONY HELPERS	3,089.97	10/18/2018
624673	10/10/2018	W/R	HEALTHCARE BILLING SERVICES	9,774.42	10/18/2018
624674	10/10/2018	W/R	HEINEMANN	603.90	10/16/2018
624675	10/10/2018	W/R	HOUGHTON MIFFLIN	2,242.75	10/15/2018
624676	10/10/2018	W/R	HUDSON CITY SCHOOL DISTRICT	431.00	10/15/2018
624677	10/10/2018	W/R	IAN DORMAN	21.77	10/15/2018
624678	10/10/2018	W/R	ICE CREAM SPECIALTIES INC	1,850.31	10/12/2018
624679	10/10/2018	W/R	IDEA MS ASST PRINCIPALS GROUP	65.00	10/30/2018
624680	10/10/2018	W/R	IDENTIPHOTO	149.73	10/12/2018
624681	10/10/2018	W/R	JACQUELINE WILAND	19.74	10/11/2018
624682	10/10/2018	W/R	JAMES TIGHE	122.50	10/18/2018
624683	10/10/2018	W/R	JANE WATT	108.59	10/11/2018
624684	10/10/2018	W/R	JASON CAMPBELL	45.24	10/11/2018
624685	10/10/2018	W/R	JENNIFER STILES	11.26	10/11/2018
624686	10/10/2018	W/R	JOANNA CAVEY	125.55	10/11/2018
624687	10/10/2018	W/R	JOHN WESTFALL JR	12.75	10/11/2018
624688	10/10/2018	W/R	JOSHEN PAPER & PACKAGING	3,776.36	10/15/2018
624689	10/10/2018	W/R	JULIA FRISHGESELL	27.40	10/11/2018
624690	10/10/2018	W/R	JULIE CREW	71.72	10/30/2018
624691	10/10/2018	W/R	JULIE GARAFOLLO	84.45	10/11/2018
624692	10/10/2018	W/R	JULIE KEARNEY	67.36	10/11/2018
624693	10/10/2018	W/R	JULIE WILKES	107.25	10/11/2018
624694	10/10/2018	W/R	JW PEPPER & SON, INC.	420.49	10/16/2018
624695	10/10/2018	W/R	K2SHARE LLC	400.00	10/19/2018
624696	10/10/2018	W/R	KAREN PETERS	11.25	10/11/2018
624697	10/10/2018	W/R	KATHLEEN KRAMER	50.00	10/11/2018
624698	10/10/2018	W/R	KAYLA RODRIGUEZ	45.13	10/11/2018
624699	10/10/2018	W/R	KELLEY STOBBS	128.48	10/11/2018
624700	10/10/2018	W/R	KIM HALLOCK	58.93	10/11/2018
624701	10/10/2018	W/R	KRISTINE QUALLICH	363.50	10/11/2018



Date: 11/06/2018

C H E C K   R E G I S T E R  
Processing Month: October 2018  
MEDINA CITY SCHOOL DISTRICT

Page:        4  
(CHKREG)

Check#	Check Date	Org Sta	Vendor Paid	Check Amount	Status Date
624702	10/10/2018	W/R	LANGUAGE LEARNING ASSOCIATES	32,580.00	10/11/2018
624703	10/10/2018	W/R	LEARNING A-Z	99.95	10/16/2018
624704	10/10/2018	W/R	LORI S KELLY	2,470.50	10/11/2018
624705	10/10/2018	W/R	MACIE PUBLISHING COMPANY	599.22	10/15/2018
624706	10/10/2018	W/R	MARCO'S PIZZA, INC	194.43	10/15/2018
624707	10/10/2018	W/R	MARS ELECTRIC CO.	14.44	10/12/2018
624708	10/10/2018	W/R	MARY THEUS	50.00	10/11/2018
624709	10/10/2018	W/R	MATHEW FITZ	227.50	10/15/2018
624710	10/10/2018	W/R	MATTHEW NICOLOSI	47.26	10/11/2018
624711	10/10/2018	W/R	MCS FOOD SERVICE DEPT.	315.48	10/12/2018
624712	10/10/2018	W/R	MEDINA AUTO MALL	646.50	10/17/2018
624713	10/10/2018	W/R	MEDINA CITY SCHOOLS	78,575.00	10/12/2018
624714	10/10/2018	W/R	MEDINA CITY SCHOOLS FOUNDATION	1,000.00	10/18/2018
624715	10/10/2018	W/R	MEDINA COUNTRY CLUB LLC	256.99	10/15/2018
624716	10/10/2018	W/R	MEDINA COUNTY CAREER CENTER	604.00	10/18/2018
624717	10/10/2018	W/R	MEDINA COUNTY SANITARY	12,594.47	10/15/2018
624718	10/10/2018	W/R	MEDINA GLASS COMPANY	92.24	10/19/2018
624719	10/10/2018	W/R	MEDINA HARDWARE, INC	466.73	10/15/2018
624720	10/10/2018	W/R	MEDINA LIFE SUPPORT TEAM	595.00	10/24/2018
624721	10/10/2018	W/R	MEDINA TRACTOR SALES	42.10	10/16/2018
624722	10/10/2018	W/R	MEGAN WILBUR	50.00	10/11/2018
624723	10/10/2018	W/R	MELISSA ALICE COTTAGE	612.00	10/11/2018
624724	10/10/2018	W/R	META SOLUTIONS	3,334.00	10/16/2018
624725	10/10/2018	W/R	MICHAEL PAFFUMI	25.22	10/11/2018
624726	10/10/2018	W/W	MICHAEL WESNER	437.50	
624727	10/10/2018	W/R	MICHELLE KOERPER	13.89	10/11/2018
624728	10/10/2018	W/R	MICHELLE MARDOVIN	101.10	10/11/2018
624729	10/10/2018	W/R	MIDLAND HARDWARE COMPANY	109.15	10/16/2018
624730	10/10/2018	W/R	MIND RESEARCH INSTITUTE	7,540.00	10/15/2018
624731	10/10/2018	W/R	MINDAN ALT	60.98	10/11/2018
624732	10/10/2018	W/R	MNJ TECHNOLOGIES DIRECT INC	1,173.20	10/16/2018
624733	10/10/2018	W/R	MONTVILLE POLICE DEPARTMENT	12,737.28	10/18/2018
624734	10/10/2018	W/R	MPS-HOLTZBRINCK PUBLISHERS LLC	9,502.35	10/15/2018
624735	10/10/2018	W/R	MUSIC THERAPY ENRICHMENT	753.00	10/22/2018
624736	10/10/2018	W/R	MYRA BOWYER	210.00	10/15/2018
624737	10/10/2018	W/R	N2Y	6,804.90	10/15/2018
624738	10/10/2018	W/R	NASCO	602.04	10/15/2018
624739	10/10/2018	W/R	NATIONAL SPEECH & DEBATE ASSOC	189.00	10/17/2018
624740	10/10/2018	W/R	THE M CONLEY COMPANY	449.10	10/17/2018
624741	10/10/2018	W/R	NICHOLAS CERIMELE	28.99	10/11/2018
624742	10/10/2018	W/R	NINA ALACHNIEWICZ	40.03	10/15/2018
624743	10/10/2018	W/R	OASSA	275.00	10/15/2018
624744	10/10/2018	W/R	OHIO CAT	7,250.32	10/18/2018
624745	10/10/2018	W/R	OHIO EDISON COMPANY	31,912.97	10/15/2018
624746	10/10/2018	W/W	OHIO STATE UNIVERSITY	250.00	
624747	10/10/2018	W/R	OMLA	1,610.00	10/15/2018
624748	10/10/2018	W/R	OPERATOR TRAINING	215.00	10/15/2018
624749	10/10/2018	W/R	OSBORNE MEDINA, INC.	53.64	10/15/2018
624750	10/10/2018	W/R	OTC BRANDS INC	329.85	10/15/2018
624751	10/10/2018	W/R	P & A ADMINISTRATIVE SERVICES	507.00	10/16/2018
624752	10/10/2018	W/R	PATRICIA HALTAM	155.60	10/11/2018
624753	10/10/2018	W/R	PEARSON EDUCATION, INC.	18,606.05	10/15/2018

Date: 11/06/2018

C H E C K   R E G I S T E R  
Processing Month: October 2018  
MEDINA CITY SCHOOL DISTRICT

Page: 5  
(CHKREG)

Check#	Check Date	Org Sta	Vendor Paid	Check Amount	Status Date
624754	10/10/2018	W/R	CAFETERIA-PEPSI COLA ORDERS	1,442.65	10/17/2018
624755	10/10/2018	W/R	PITNEY BOWES GLOBAL FINANCIAL	2,168.21	10/15/2018
624756	10/10/2018	W/R	PITSCO INC	123.76	10/17/2018
624757	10/10/2018	W/R	POINT SPRING & DRIVESHAFT CO	845.21	10/17/2018
624758	10/10/2018	W/R	POSITIVE PROMOTIONS, INC	88.95	10/26/2018
624759	10/10/2018	W/R	PRAXAIR	25.33	10/17/2018
624760	10/10/2018	W/R	PRODRYERS.COM	2,616.00	10/16/2018
624761	10/10/2018	W/R	PROQUEST HOLDINGS LLC	5,275.00	10/16/2018
624762	10/10/2018	W/R	RAFCOMM, INC.	85.00	10/29/2018
624763	10/10/2018	W/R	REDTREE INVESTMENT GROUP	1,518.30	10/23/2018
624764	10/10/2018	W/R	REINHARDT SUPPLY COMPANY	2,288.53	10/15/2018
624765	10/10/2018	W/R	RENAISSANCE LEARNING, INC.	199.00	10/16/2018
624766	10/10/2018	W/R	RENTEQUIP, INC.	1,207.60	10/16/2018
624767	10/10/2018	W/R	RICHARD'S WHOLESALE FENCE CO	415.37	10/15/2018
624768	10/10/2018	W/R	ROSEMARY BALSINGER	75.43	10/11/2018
624769	10/10/2018	W/R	ROWLEYS WHOLESALE	925.97	10/16/2018
624770	10/10/2018	W/R	S3 TECHNOLOGIES	1,510.00	10/16/2018
624771	10/10/2018	W/W	SAMUEL FRENCH, INC.	439.55	
624772	10/10/2018	W/R	SANDRA DEBNAR	50.74	10/11/2018
624773	10/10/2018	W/R	SANSON COMPANY	3,028.22	10/17/2018
624774	10/10/2018	W/R	SC STRATEGIC SOLUTIONS LLC	360.00	10/16/2018
624775	10/10/2018	W/R	SCHOLASTIC BOOK CLUBS, INC	388.00	10/16/2018
624776	10/10/2018	W/R	SCHOLASTIC INC.	1,257.07	10/15/2018
624777	10/10/2018	W/R	SCHOLASTIC MAGAZINES	1,350.30	10/16/2018
624778	10/10/2018	W/R	SCHOOL SPECIALTY, INC	10,099.00	10/15/2018
624779	10/10/2018	W/R	SCHOOLMART	1,338.11	10/16/2018
624780	10/10/2018	W/R	SCOTT SCRIVEN LLP	1,897.00	10/18/2018
624781	10/10/2018	W/R	SCRUBBER CITY INC	303.28	10/15/2018
624782	10/10/2018	W/R	SHASHA GIBBS	15.41	10/11/2018
624783	10/10/2018	W/R	SHAYNA SAMOSKY	80.82	10/11/2018
624784	10/10/2018	W/R	SHEARER EQUIPMENT	204.14	10/17/2018
624785	10/10/2018	W/R	SHELLEY MACK	512.00	10/11/2018
624786	10/10/2018	W/R	SHERYL SCHRADER	17.60	10/11/2018
624787	10/10/2018	W/R	SIMON FIEBIG	1,400.00	10/12/2018
624788	10/10/2018	W/R	SMETZER'S TIRE CENTER, INC.	217.75	10/15/2018
624789	10/10/2018	W/R	PHONAK LLC	2,895.09	10/17/2018
624790	10/10/2018	W/R	SPORTSWORLD	644.00	10/17/2018
624791	10/10/2018	W/R	STACY M FARRENHOLZ	730.00	10/11/2018
624792	10/10/2018	W/R	STANDARD WELDING & STEEL	21.75	10/15/2018
624793	10/10/2018	W/R	STANTON'S SHEET MUSIC INC	370.95	10/15/2018
624794	10/10/2018	W/R	STAPLES INC	613.57	10/17/2018
624795	10/10/2018	W/R	STEARNS VIOLINS, INC.	123.06	10/17/2018
624796	10/10/2018	W/R	STEPHANIE JESSUP	40.00	10/11/2018
624797	10/10/2018	W/R	STERLING PAPER CO	1,098.35	10/15/2018
624798	10/10/2018	W/R	STERLING FARM EQUIPMENT	72.33	10/16/2018
624799	10/10/2018	W/R	STEVEN MISHLER	6.91	10/11/2018
624800	10/10/2018	W/R	SUPERIOR CLEANERS, INC.	2,044.79	10/15/2018
624801	10/10/2018	W/W	SWEETBRIAR GOLF CLUB	150.00	
624802	10/10/2018	W/R	TALBERT'S COMMERCIAL PRODUCTS	867.55	10/17/2018
624803	10/10/2018	W/R	TANK INTEGRITY SERVICES INC	627.25	10/18/2018
624804	10/10/2018	W/R	TEACHERS PAY TEACHERS	81.99	10/18/2018
624805	10/10/2018	W/R	TECHNOLOGY ENGINEERING	18,356.00	10/11/2018

Date: 11/06/2018

C H E C K   R E G I S T E R  
Processing Month: October 2018  
MEDINA CITY SCHOOL DISTRICT

Page: 6  
(CHKREG)

Check#	Check Date	Org Sta	Vendor Paid	Check Amount	Status Date
624806	10/10/2018	W/R	TEMP-AIR, INC	4,950.00	10/18/2018
624807	10/10/2018	W/R	THE MISSING PIECE LLC	525.00	10/18/2018
624808	10/10/2018	W/R	THERAPY SHOPPE, INC.	117.58	10/17/2018
624809	10/10/2018	W/V	THERESA PAPPANO	4.99	10/15/2018
624810	10/10/2018	W/R	TIMBERS-KOVAR & CO	375.00	10/12/2018
624811	10/10/2018	W/R	TOBIN STEPSIS	390.22	10/11/2018
624812	10/10/2018	W/R	TODD A ZIEJA	227.50	10/15/2018
624813	10/10/2018	W/R	TODD HODKEY	578.90	10/11/2018
624814	10/10/2018	W/R	TOTAL RESTORATION & PAINTING	19,000.00	10/17/2018
624815	10/10/2018	W/R	TRACI SWANTEK	53.79	10/11/2018
624816	10/10/2018	W/R	TRACY MACHALEC	16.19	10/11/2018
624817	10/10/2018	W/R	AUDITOR OF STATE'S OFFICE	5,574.50	10/15/2018
624818	10/10/2018	W/R	UNITED STATES AWARDS INC	1,171.95	10/15/2018
624819	10/10/2018	W/R	ULINE INC	204.48	10/18/2018
624820	10/10/2018	W/R	UNIVERSITY OF OREGON	700.00	10/16/2018
624821	10/10/2018	W/R	US SCHOOL SUPPLY, INC.	161.46	10/16/2018
624822	10/10/2018	W/R	USA MOBILE DRUG TESTING	480.00	10/16/2018
624823	10/10/2018	W/R	VARITRONICS LLC	259.95	10/15/2018
624824	10/10/2018	W/R	VSA INC	395.00	10/15/2018
624825	10/10/2018	W/R	W.B. MASON CO., INC.	18.57	10/15/2018
624826	10/10/2018	W/R	WESTLAKE HIGH SCHOOL	85.00	10/18/2018
624827	10/10/2018	W/R	WOLFF BROS. SUPPLY, INC.	867.00	10/15/2018
624828	10/10/2018	W/R	WORLD TRUCK TOWING &	450.00	10/15/2018
624829	10/19/2018	W/R	AC SUPPLY CO	111.95	10/31/2018
624830	10/19/2018	W/R	ACCO BRANDS	1,657.82	10/24/2018
624831	10/19/2018	W/R	ADVANCE AUTO PARTS	50.05	10/23/2018
624832	10/19/2018	W/R	AKRON CHILDRENS HOSPITAL	25,401.21	10/26/2018
624833	10/19/2018	W/R	AMERICAN FIREWORKS COMPANY	3,000.00	10/26/2018
624834	10/19/2018	W/R	ANDREW BRENNER	60.71	10/19/2018
624835	10/19/2018	W/R	ANGELA NUCKOLS	875.00	10/19/2018
624836	10/19/2018	W/R	ANGIE SELLARS	53.71	10/19/2018
624837	10/19/2018	W/R	ANTHONY BELSITO	216.00	10/24/2018
624838	10/19/2018	W/R	ARMSTRONG CABLE	144.95	10/24/2018
624839	10/19/2018	W/W	AUSTINTOWN-FITCH HIGH SCHOOL	175.00	
624840	10/19/2018	W/R	BANNER SUPPLY COMPANY INC	219.88	10/23/2018
624841	10/19/2018	W/R	BARNES & NOBLE BOOKSELLERS,	222.31	10/23/2018
624842	10/19/2018	W/W	BAUMSPAGE.COM, LLC	104.00	
624843	10/19/2018	W/R	BLICK ART MATERIALS LLC	828.49	10/23/2018
624844	10/19/2018	W/R	DAIRYMENS	2,500.45	10/22/2018
624845	10/19/2018	W/R	BOYERT GREENHOUSE & FARM	1,626.00	10/23/2018
624846	10/19/2018	W/R	BRIAN MATHEWS	56.53	10/19/2018
624847	10/19/2018	W/R	BROOKES PUBLISHING COMPANY INC	3,849.40	10/23/2018
624848	10/19/2018	W/R	BUEHLER'S MARKETS	542.88	10/22/2018
624849	10/19/2018	W/R	CARDINAL BUS SALES &	470.00	10/22/2018
624850	10/19/2018	W/R	CAROLINA BIOLOGICAL SUPPLY CO.	166.70	10/22/2018
624851	10/19/2018	W/R	DOMINIC'S PIZZA	200.12	10/25/2018
624852	10/19/2018	W/R	CDWG	566.41	10/23/2018
624853	10/19/2018	W/R	CENTERRA CO-OP	21,376.48	10/23/2018
624854	10/19/2018	W/W	CHARDON HIGH SCHOOL	300.00	
624855	10/19/2018	W/R	CINTAS CORPORATION	377.10	10/24/2018
624856	10/19/2018	W/R	CLEVELAND CAVALIERS	3,000.00	10/25/2018
624857	10/19/2018	W/R	CLIFFSIDE ARTISTS	650.00	10/26/2018

Date: 11/06/2018

C H E C K   R E G I S T E R  
Processing Month: October 2018  
MEDINA CITY SCHOOL DISTRICT

Page: 7  
(CHKREG)

Check#	Check Date	Org Sta	Vendor Paid	Check Amount	Status Date
624858	10/19/2018	W/R	COCA COLA BOTTLING CO CSLDT	914.50	10/22/2018
624859	10/19/2018	W/R	COLLEEN WEHRLEY	13.62	10/19/2018
624860	10/19/2018	W/R	COLUMBIA GAS OF OHIO, INC	155.78	10/24/2018
624861	10/19/2018	W/W	CORE MATTERS	19.80	
624862	10/19/2018	W/R	CORWIN PRESS, INC	3,708.00	10/25/2018
624863	10/19/2018	W/R	CRISIS PREVENTON INST, INC.	394.00	10/24/2018
624864	10/19/2018	W/R	CROWN TROPHY OF MEDINA	128.71	10/22/2018
624865	10/19/2018	W/W	CUYAHOGA FALLS HIGH SCHOOL	225.00	
624866	10/19/2018	W/R	DATA RECOGNITION CORP.	5,430.95	10/22/2018
624867	10/19/2018	W/R	DEMCO, INC.	460.58	10/25/2018
624868	10/19/2018	W/R	DISCOUNT SCHOOL SUPPLY	117.50	10/26/2018
624869	10/19/2018	W/R	DOUGLAS BAKER	48.39	10/19/2018
624870	10/19/2018	W/R	EASY GRAPHICS CORP	4,796.00	10/24/2018
624871	10/19/2018	W/R	EDUCATION ALTERNATIVES	8,056.00	10/23/2018
624872	10/19/2018	W/R	EDUCATIONAL SERVICE CENTER	30,888.00	10/22/2018
624873	10/19/2018	W/R	ELLISON EDUCATIONAL EQUIPMENT	34.00	10/23/2018
624874	10/19/2018	W/R	ENTERPRISE FLEET MGMT INC.	9,519.82	10/26/2018
624875	10/19/2018	W/R	ERIN VLEUGELS	46.65	10/19/2018
624876	10/19/2018	W/R	ESC OF MEDINA COUNTY	4,933.75	10/22/2018
624877	10/19/2018	W/W	NATIONAL GEOGRAPHIC EXPLORER	99.28	
624878	10/19/2018	W/R	FANNING & HOWEY ASSOCIATES	1,002.04	10/22/2018
624879	10/19/2018	W/R	FASTENAL COMPANY	52.58	10/25/2018
624880	10/19/2018	W/W	FLOWER GALLERY LLC	190.00	
624881	10/19/2018	W/R	FOLLETT SCHOOL SOLUTIONS INC	7,089.60	10/22/2018
624882	10/19/2018	W/R	FOLLETT SCHOOL SOLUTIONS INC	2,957.99	10/29/2018
624883	10/19/2018	W/R	FRONTIER	1,257.64	10/24/2018
624884	10/19/2018	W/R	NAPA AUTOMOTIVE PARTS & SERVIC	6.49	10/23/2018
624885	10/19/2018	W/R	GORDON FOOD SERVICE	36.25	10/23/2018
624886	10/19/2018	W/R	GREAT LAKES BIOMEDICAL LTD	357.00	10/22/2018
624887	10/19/2018	W/R	HARRIS BATTERY COMPANY INC	227.82	10/22/2018
624888	10/19/2018	W/R	HEINEMANN	104.50	10/22/2018
624889	10/19/2018	W/R	HODGE PRODUCTS, INC.	2,874.00	10/22/2018
624890	10/19/2018	W/R	HOUGHTON MIFFLIN	240.35	10/22/2018
624891	10/19/2018	W/W	HOUSE OF FLOWERS & GIFTS LLC	50.00	
624892	10/19/2018	W/W	HYLANT GROUP	171.00	
624893	10/19/2018	W/R	ICE CREAM SPECIALTIES INC	1,228.76	10/22/2018
624894	10/19/2018	W/R	IMPRESS LP	209.00	10/24/2018
624895	10/19/2018	W/R	INNOVATIVE SOLUTIONS	1,990.00	10/25/2018
624896	10/19/2018	W/R	ACA TRACK	154.00	10/19/2018
624897	10/19/2018	W/R	JEANNE BLANKENSHIP	29.21	10/19/2018
624898	10/19/2018	W/R	JEFF HARRISON	63.00	10/19/2018
624899	10/19/2018	W/R	JOHNSON CONTROLS FIRE PROT LP	2,445.00	10/25/2018
624900	10/19/2018	W/R	JOSHEN PAPER & PACKAGING	627.63	10/22/2018
624901	10/19/2018	W/R	JULIE CREW	7.17	10/30/2018
624902	10/19/2018	W/R	JULIE MCCABE	84.75	10/19/2018
624903	10/19/2018	W/R	KELLY McLAREN-OLIN	17.44	10/19/2018
624904	10/19/2018	W/R	KEVIN DAUGHERTY	28.00	10/19/2018
624905	10/19/2018	W/R	KIM HALLOCK	8.98	10/19/2018
624906	10/19/2018	W/R	KRISTINE QUALLICH	101.91	10/19/2018
624907	10/19/2018	W/R	LAKE HIGH SCHOOL	225.00	10/24/2018
624908	10/19/2018	W/R	LAKOTA CONCRETE	2,400.00	10/23/2018
624909	10/19/2018	W/R	LOEFFEL EPILEPSY FOUNDATION	1,065.60	10/23/2018



Date: 11/06/2018

C H E C K   R E G I S T E R  
Processing Month: October 2018  
MEDINA CITY SCHOOL DISTRICT

Page: 8  
(CHKREG)

Check#	Check Date	Org Sta	Vendor Paid	Check Amount	Status Date
624910	10/19/2018	W/W	LUTHERAN WEST HIGH SCHOOL	50.00	
624911	10/19/2018	W/R	M.C. DJ SERVICES, INC.	1,600.00	10/24/2018
624912	10/19/2018	W/R	MAGICAL THEATRE COMPANY	438.00	10/29/2018
624913	10/19/2018	W/R	MARLINGTON HIGH SCHOOL	350.00	10/26/2018
624914	10/19/2018	W/R	MATH LEARNING CENTER	395.17	10/26/2018
624915	10/19/2018	W/R	MATTHEW DUDACK	500.00	10/22/2018
624916	10/19/2018	W/R	MCS FOOD SERVICE DEPT.	77.43	10/22/2018
624917	10/19/2018	W/R	MEDINA ATHLETIC BOOSTER CLUB	1,800.00	10/24/2018
624918	10/19/2018	W/R	MEDINA COUNTY BOARD OF	2,540.88	10/23/2018
624919	10/19/2018	W/R	MEDINA COUNTY PORT AUTHORITY	853.00	10/31/2018
624920	10/19/2018	W/R	MEDINA GLASS COMPANY	380.00	10/26/2018
624921	10/19/2018	W/R	MEGAN MONTGOMERY	35.92	10/19/2018
624922	10/19/2018	W/R	MELISSA ALICE COTTAGE	244.80	10/19/2018
624923	10/19/2018	W/R	MENTOR SCIENCE OLYMPIAD	90.00	10/24/2018
624924	10/19/2018	W/R	MIDLAND HARDWARE COMPANY	385.00	10/22/2018
624925	10/19/2018	W/R	MINE PAZITKA	73.47	10/19/2018
624926	10/19/2018	W/R	MITCHELL CHARVAT	82.18	10/19/2018
624927	10/19/2018	W/R	MNJ TECHNOLOGIES DIRECT INC	1,519.00	10/22/2018
624928	10/19/2018	W/R	MONARCH CARPET ONE	409.73	10/24/2018
624929	10/19/2018	W/R	MONTVILLE POLICE DEPARTMENT	576.00	10/26/2018
624930	10/19/2018	W/R	MT BUSINESS TECHNOLOGIES, INC.	971.46	10/22/2018
624931	10/19/2018	W/R	NAGC	119.00	10/26/2018
624932	10/19/2018	W/R	NASCO	113.41	10/22/2018
624933	10/19/2018	W/R	THE M CONLEY COMPANY	116.40	10/22/2018
624934	10/19/2018	W/R	NOREEN PAFFUMI	111.18	10/19/2018
624935	10/19/2018	W/R	NORTH GATEWAY TIRE CO INC	93.18	10/25/2018
624936	10/19/2018	W/R	OASSA	230.00	10/26/2018
624937	10/19/2018	W/R	OHIO CAT	781.18	10/24/2018
624938	10/19/2018	W/R	OHIO DEPT OF JOB &	167.71	10/24/2018
624939	10/19/2018	W/R	OHIO EDISON COMPANY	77,413.39	10/23/2018
624940	10/19/2018	W/R	OHIO PROVIDER RESOURCE ASSOC	53,410.00	10/24/2018
624941	10/19/2018	W/R	OHIO SCHOOL BOARDS ASSOC	1,850.00	10/23/2018
624942	10/19/2018	W/R	OHM ADVISORS	600.00	10/29/2018
624943	10/19/2018	W/R	OHIO HIGH SCHOOL BASKETBALL	160.00	10/26/2018
624944	10/19/2018	W/R	ORLO AUTO PARTS INC	113.46	10/22/2018
624945	10/19/2018	W/R	OSBORNE MEDINA, INC.	290.50	10/23/2018
624946	10/19/2018	W/R	OTICON INC	115.00	10/23/2018
624947	10/19/2018	W/R	P & A ADMINISTRATIVE SERVICES	144.00	10/23/2018
624948	10/19/2018	W/R	PAYSCHOOLS	30.00	10/22/2018
624949	10/19/2018	W/R	MOTIVATING SYSTEMS	1,357.50	10/23/2018
624950	10/19/2018	W/R	PEARSON EDUCATION, INC.	639.60	10/22/2018
624951	10/19/2018	W/R	CAFETERIA-PEPSI COLA ORDERS	1,167.30	10/24/2018
624952	10/19/2018	W/R	PERRIN ASPHALT COMPANY, INC	194,652.50	10/22/2018
624953	10/19/2018	W/R	PETERS KALAIL & MARKAKIS CO	1,204.00	10/22/2018
624954	10/19/2018	W/R	PIONEER ATHLETICS	210.00	10/23/2018
624955	10/19/2018	W/R	POINT SPRING & DRIVESHAFT CO	351.42	10/23/2018
624956	10/19/2018	W/R	PORTA PHONE COMPANY	3,063.00	10/24/2018
624957	10/19/2018	W/R	PRO-ED, INC.	325.00	10/22/2018
624958	10/19/2018	W/R	RAMSEYER FARMS, LTD.	1,463.00	10/23/2018
624959	10/19/2018	W/R	REBECCA GIBSON	66.61	10/19/2018
624960	10/19/2018	W/R	REINHARDT SUPPLY COMPANY	360.00	10/26/2018
624961	10/19/2018	W/V	RENAISSANCE LEARNING, INC.	199.00	10/31/2018

Date: 11/06/2018

C H E C K   R E G I S T E R  
Processing Month: October 2018  
MEDINA CITY SCHOOL DISTRICT

Page: 9  
(CHKREG)

Check#	Check Date	Org Sta	Vendor Paid	Check Amount	Status Date
624962	10/19/2018	W/R	ROJEN COMPANY	187.29	10/24/2018
624963	10/19/2018	W/R	SANSON COMPANY	2,923.70	10/23/2018
624964	10/19/2018	W/R	SC STRATEGIC SOLUTIONS LLC	439.20	10/24/2018
624965	10/19/2018	W/R	SCHOLASTIC BOOK CLUBS, INC	299.00	10/26/2018
624966	10/19/2018	W/W	SCHOLASTIC BOOK FAIRS	9,750.67	
624967	10/19/2018	W/R	SCHOLASTIC INC.	6,998.00	10/22/2018
624968	10/19/2018	W/R	SCHOLASTIC MAGAZINES	158.13	10/23/2018
624969	10/19/2018	W/R	SCHOOL SPECIALTY, INC	3,363.13	10/22/2018
624970	10/19/2018	W/R	SHARON OLTERSDORF	197.73	10/19/2018
624971	10/19/2018	W/R	SHEARER EQUIPMENT	516.99	10/25/2018
624972	10/19/2018	W/R	SHERWIN WILLIAMS COMPANY	433.57	10/25/2018
624973	10/19/2018	W/R	SPORTSWORLD	805.75	10/25/2018
624974	10/19/2018	W/R	STACY M FARRENHOLZ	292.00	10/19/2018
624975	10/19/2018	W/R	STAPLES INC	24,217.00	10/23/2018
624976	10/19/2018	W/W	STARFALL EDUCATION FOUNDATION	1,890.00	
624977	10/19/2018	W/R	STEVE SHURANCE	48.28	10/19/2018
624978	10/19/2018	W/R	STEVEN MISHLER	137.67	10/19/2018
624979	10/19/2018	W/W	STUDENT SUPPLY	101.48	
624980	10/19/2018	W/R	TALBERT'S COMMERCIAL PRODUCTS	45.19	10/22/2018
624981	10/19/2018	W/R	TECH TO SCHOOL	5,997.00	10/23/2018
624982	10/19/2018	W/R	THERESA PAPPANO	4.99	10/19/2018
624983	10/19/2018	W/R	TIMBERS-KOVAR & CO	345.00	10/22/2018
624984	10/19/2018	W/R	TRACY BROWN	540.00	10/22/2018
624985	10/19/2018	W/W	TWINSBURG ATHLETIC BOOSTERS	350.00	
624986	10/19/2018	W/R	UNITED RENTALS (N AMERICA) INC	148.00	10/26/2018
624987	10/19/2018	W/R	VARITRONICS LLC	403.90	10/23/2018
624988	10/19/2018	W/R	VEND-RICKS INC.	120.00	10/29/2018
624989	10/19/2018	W/R	VERIZON WIRELESS	358.14	10/22/2018
624990	10/19/2018	W/R	VIRGINIA A DOWD	60.00	10/31/2018
624991	10/19/2018	W/R	VSA INC	5,030.00	10/22/2018
624992	10/19/2018	W/R	W.B. MASON CO., INC.	171.98	10/22/2018
624993	10/19/2018	W/R	WILLIAM COLATRUGLIO	25.75	10/19/2018
624994	10/19/2018	W/R	WOLFF BROS. SUPPLY, INC.	145.89	10/22/2018
624995	10/19/2018	W/R	ZINKAN ENTERPRISES, INC.	2,400.00	10/22/2018
624996	10/19/2018	B/R	JAZMIN MEHOTA	500.00	10/25/2018
624997	10/19/2018	B/B	CARLA GALATI	135.00	
624998	10/19/2018	B/R	CHERRY VUE	137.00	10/24/2018
624999	10/19/2018	B/R	MICHAEL NEWMAN	115.00	10/23/2018
625000	10/19/2018	B/R	ALICIA WORLEY	10.00	10/24/2018
625001	10/19/2018	B/B	BRENDA SWANKER	30.00	
625002	10/19/2018	B/B	BRIAN ZUFRA	21.00	
625003	10/19/2018	B/B	COLLEEN HAGEN	21.00	
625004	10/19/2018	B/R	GAIL DINIE	8.50	10/29/2018
625005	10/19/2018	B/B	LAURA DAVIS	15.00	
625006	10/19/2018	B/R	MELISSA MURRAY	42.00	10/26/2018
625007	10/19/2018	B/R	SHONA BASFORD	15.00	10/29/2018
625008	10/19/2018	B/R	SHONA BASFORD	15.00	10/29/2018
625009	10/19/2018	B/R	VINCENT GATESMAN	15.00	10/23/2018
625010	10/19/2018	B/R	ALANA BELL	30.00	10/29/2018
625011	10/19/2018	B/R	CHERRY VUE	30.00	10/25/2018
625012	10/19/2018	B/R	KRISTIN NORTON	35.00	10/22/2018
625013	10/19/2018	B/B	MAME DIOP	38.00	

Date: 11/06/2018

C H E C K   R E G I S T E R  
Processing Month: October 2018  
MEDINA CITY SCHOOL DISTRICT

Page: 10  
(CHKREG)

Check#	Check Date	Org Sta	Vendor Paid	Check Amount	Status Date
625014	10/19/2018	B/B	MAME DIOP	30.00	
625015	10/19/2018	B/B	MICHAEL GAZZO	30.00	
625016	10/19/2018	B/B	NINA VALENTIN	38.00	
625017	10/19/2018	B/R	TERESSA ANDROSAC	30.00	10/29/2018
625018	10/19/2018	B/R	CAROLYN HYDASH	30.00	10/25/2018
625019	10/19/2018	B/R	GINA OPALKA	38.00	10/26/2018
625020	10/19/2018	B/R	GINA OPALKA	38.00	10/26/2018
625021	10/19/2018	B/R	HOLLY SMITH	15.00	10/30/2018
625022	10/19/2018	B/R	ROBERT AND JAMIE HANDY	38.00	10/24/2018
625023	10/19/2018	B/B	MICHELLE ALEJANDRO	38.00	
625024	10/19/2018	B/R	ROBIN HEFFINGER	38.00	10/23/2018
625025	10/19/2018	B/R	SHELLY OR HENRY LEMASTERS	30.00	10/23/2018
625026	10/19/2018	B/B	CHERYL PROCK	38.00	
625027	10/19/2018	B/R	JUSTIN BROWN	38.00	10/24/2018
625028	10/19/2018	B/R	TAYLOR DEMSEY	30.00	10/24/2018
625029	10/19/2018	B/B	LIVIA OR AARON KOHUT	100.00	
625030	10/23/2018	W/R	OHIO BUREAU OF WORKERS	8,000.00	10/29/2018
625031	10/30/2018	W/W	AC SUPPLY CO	111.95	
625032	10/30/2018	W/R	ACHIEVEMENT ADVANTAGE	150.00	10/31/2018
625033	10/30/2018	W/W	ADLER TEAM SPORTS	2,385.00	
625034	10/30/2018	W/W	ADVANCE AUTO PARTS	159.16	
625035	10/30/2018	W/W	AIRGAS USA, LLC	31.53	
625036	10/30/2018	W/W	AKRON BEARING COMPANY, INC.	1,320.09	
625037	10/30/2018	W/W	ALAN T ROLAND	280.00	
625038	10/30/2018	W/W	ALISON SNOOK	32.84	
625039	10/30/2018	W/W	ALLISON HORNER	27.19	
625040	10/30/2018	W/W	AMAZON.COM	8,369.69	
625041	10/30/2018	W/W	ANGELA NUCKOLS	1,225.00	
625042	10/30/2018	W/W	ANTHONY BELSITO	522.00	
625043	10/30/2018	W/W	APEX MARKETING SOLUTIONS	364.55	
625044	10/30/2018	W/W	AQUACLEAR	59.70	
625045	10/30/2018	W/W	ASCD	27.26	
625046	10/30/2018	W/W	BARBARA SEVER	240.00	
625047	10/30/2018	W/W	BARBARA WHITE	114.00	
625048	10/30/2018	W/W	BARNES & NOBLE EDUCATION, INC	458.35	
625049	10/30/2018	W/W	BISHOP WATTERSON H.S.	260.00	
625050	10/30/2018	W/W	BLACK RIVER TEES LLC	392.00	
625051	10/30/2018	W/W	BLICK ART MATERIALS LLC	373.40	
625052	10/30/2018	W/W	BOBBIE FOY	28.52	
625053	10/30/2018	W/W	DAIRYMENS	1,962.15	
625054	10/30/2018	W/W	BOYERT GREENHOUSE & FARM	17.00	
625055	10/30/2018	W/W	BSN SPORTS LLC	315.00	
625056	10/30/2018	W/W	BUEHLER'S MARKETS	48.49	
625057	10/30/2018	W/W	BUZZARD TOOLS LLC	703.97	
625058	10/30/2018	W/W	C MARTIN TRUCKING	1,262.02	
625059	10/30/2018	W/W	CAPP USA, INC.	717.60	
625060	10/30/2018	W/W	CARDINAL BUS SALES &	306.23	
625061	10/30/2018	W/W	CAROLINA BIOLOGICAL SUPPLY CO.	205.65	
625062	10/30/2018	W/W	DOMINIC'S PIZZA	344.24	
625063	10/30/2018	W/W	CENTRAL INSTRUMENT CO.	638.95	
625064	10/30/2018	W/W	CINTAS FIRST AID & SAFETY	374.00	
625065	10/30/2018	W/W	CINTAS CORPORATION	2,355.58	

Date: 11/06/2018

C H E C K   R E G I S T E R  
Processing Month: October 2018  
MEDINA CITY SCHOOL DISTRICT

Page: 11  
(CHKREG)

Check#	Check Date	Org Sta	Vendor Paid	Check Amount	Status Date
625066	10/30/2018	W/W	CITY OF MEDINA	12,740.02	
625067	10/30/2018	W/W	CLEVELAND CLINIC CENTER	28,819.64	
625068	10/30/2018	W/W	CLEVELAND PLUMBING	581.34	
625069	10/30/2018	W/R	CLEVELAND VICON COMPANY INC	3,420.00	10/31/2018
625070	10/30/2018	W/W	COCA COLA BOTTLING CO CSLDT	403.00	
625071	10/30/2018	W/W	COLORAMICS, LLC DBA OHIO CERAM	298.81	
625072	10/30/2018	W/W	OHIO CERAMIC SUPPLY, INC.	441.60	
625073	10/30/2018	W/W	COLUMBIA GAS OF OHIO, INC	3,797.90	
625074	10/30/2018	W/W	BRANDITSHOP.COM	817.13	
625075	10/30/2018	W/W	COSI	792.00	
625076	10/30/2018	W/W	CRISIS PREVENTON INST, INC.	399.00	
625077	10/30/2018	W/W	CROSS THREAD SOLUTIONS LLC	118.89	
625078	10/30/2018	W/W	CUMMINS INTERSTATE POWER INC	99.57	
625079	10/30/2018	W/W	DARLENE SPARKS	36.00	
625080	10/30/2018	W/W	DEBORAH MUNIAK	37.96	
625081	10/30/2018	W/W	DEREK CROOKS	90.00	
625082	10/30/2018	W/W	DIRECT AIR SYSTEMS, INC.	655.00	
625083	10/30/2018	W/W	DOREEN CSISZAR	15.96	
625084	10/30/2018	W/R	EDUCATIONAL SERVICE CENTER	65.00	10/31/2018
625085	10/30/2018	W/W	ELDORA LAVDAS	24.71	
625086	10/30/2018	W/W	ELECTRICAL APPLIANCE REPAIR	609.75	
625087	10/30/2018	W/W	EMMA DAVIS	20.28	
625088	10/30/2018	W/W	ESC OF MEDINA COUNTY	81,164.45	
625089	10/30/2018	W/W	ESTES INDUSTRIES LLC	143.98	
625090	10/30/2018	W/W	EXCEL MANAGEMENT LLC	62,488.00	
625091	10/30/2018	W/W	FASTENAL COMPANY	265.68	
625092	10/30/2018	W/W	FECHKO EXCAVATING, INC	63,489.28	
625093	10/30/2018	W/W	FOLLETT SCHOOL SOLUTIONS INC	86.24	
625094	10/30/2018	W/W	FREY SCIENTIFIC	126.54	
625095	10/30/2018	W/W	FRONTIER	5,573.09	
625096	10/30/2018	W/W	FRONTIER-ATTN: CHRIS MCELRATH	8.95	
625097	10/30/2018	W/W	GALION HIGH SCHOOL	250.00	
625098	10/30/2018	W/W	GARDINER SERVICE COMPANY	2,428.56	
625099	10/30/2018	W/W	GIONINO'S PIZZERIA	92.90	
625100	10/30/2018	W/W	GORDON FOOD SERVICE	733.59	
625101	10/30/2018	W/W	GORDON FOOD SERVICE	186.81	
625102	10/30/2018	W/W	GRAINGER SUPPLY CO	298.62	
625103	10/30/2018	W/W	GREAT LAKES BIOMEDICAL LTD	273.00	
625104	10/30/2018	W/W	GRIZZLY AUTO & TIRE	658.51	
625105	10/30/2018	W/W	HEINEMANN	5.50	
625106	10/30/2018	W/W	HIGHLAND HIGH SCHOOL	330.00	
625107	10/30/2018	W/W	HOBART SALES&SERV,HMR/INNOTECH	634.08	
625108	10/30/2018	W/W	HOME DEPOT	408.66	
625109	10/30/2018	W/W	HOUGHTON MIFFLIN	98.90	
625110	10/30/2018	W/W	ICANDI GRAPHICS	1,247.40	
625111	10/30/2018	W/R	ICE CREAM SPECIALTIES INC	791.20	10/31/2018
625112	10/30/2018	W/W	IDEA MS ASST PRINCIPALS GROUP	65.00	
625113	10/30/2018	W/W	JENNIFER JANIK	64.03	
625114	10/30/2018	W/W	JENNIFER ULMER	8.06	
625115	10/30/2018	W/W	JOHN TELLONI	27.03	
625116	10/30/2018	W/W	JOHNSON CONTROLS FIRE PROT LP	860.60	
625117	10/30/2018	W/W	JOHNSTONE SUPPLY INC.	3,047.76	



Date: 11/06/2018

C H E C K   R E G I S T E R  
Processing Month: October 2018  
MEDINA CITY SCHOOL DISTRICT

Page: 12  
(CHKREG)

Check#	Check Date	Org Sta	Vendor Paid	Check Amount	Status Date
625118	10/30/2018	W/W	JOSEPH ASSION	352.00	
625119	10/30/2018	W/W	JOSHEN PAPER & PACKAGING	1,673.50	
625120	10/30/2018	W/W	JW PEPPER & SON, INC.	3.40	
625121	10/30/2018	W/W	KAYLA RODRIGUEZ	38.70	
625122	10/30/2018	W/W	KELE, INC.	2,384.74	
625123	10/30/2018	W/W	KIM HALLOCK	51.68	
625124	10/30/2018	W/W	KIMBERLY EVILSIZER	100.00	
625125	10/30/2018	W/W	LINDA CORNELL	22.35	
625126	10/30/2018	W/W	LODI LUMBER CO	65.66	
625127	10/30/2018	W/W	LONNETTE SCHURMAN	74.75	
625128	10/30/2018	W/W	LYNN CAMPBELL	4.95	
625129	10/30/2018	W/W	MAGICAL THEATRE COMPANY	1,100.00	
625130	10/30/2018	W/R	MARS ELECTRIC CO.	48.42	10/31/2018
625131	10/30/2018	W/W	MARY BETH ELIAS	26.16	
625132	10/30/2018	W/W	MARY MITMAN	44.69	
625133	10/30/2018	W/W	MATH LEARNING CENTER	11,100.00	
625134	10/30/2018	W/W	MCMASTER-CARR	2,981.92	
625135	10/30/2018	W/R	MCS FOOD SERVICE DEPT.	149.79	10/31/2018
625136	10/30/2018	W/R	MEDINA CITY SCHOOLS	1,348.22	10/31/2018
625137	10/30/2018	W/W	MEDINA GLASS COMPANY	59.95	
625138	10/30/2018	W/W	MEDINA SIGN POST INC	4,640.74	
625139	10/30/2018	W/W	MELISSA ALICE COTTAGE	612.00	
625140	10/30/2018	W/W	MELISSA MAXWELL	9.16	
625141	10/30/2018	W/W	MICHAEL WESNER	525.00	
625142	10/30/2018	W/W	MIDLAND HARDWARE COMPANY	201.12	
625143	10/30/2018	W/W	MNJ TECHNOLOGIES DIRECT INC	234.00	
625144	10/30/2018	W/W	MONTVILLE POLICE DEPARTMENT	46.00	
625145	10/30/2018	W/W	MYRA BOWYER	507.50	
625146	10/30/2018	W/W	NAEIR	209.00	
625147	10/30/2018	W/W	NICKLES BAKERY	5,014.77	
625148	10/30/2018	W/W	NORTH COAST WINDOW SOLUTIONS	2,880.00	
625149	10/30/2018	W/W	OHIO CAT	784.61	
625150	10/30/2018	W/W	OHIO EDISON COMPANY	316.96	
625151	10/30/2018	W/W	OHIO SCHOOL BOARDS ASSOC	95.00	
625152	10/30/2018	W/W	OHIO SCHOOLS COUNCIL- NAT GAS	16,319.00	
625153	10/30/2018	W/W	ORLO AUTO PARTS INC	413.68	
625154	10/30/2018	W/W	OSBORNE MEDINA, INC.	44.74	
625155	10/30/2018	W/W	OTC BRANDS INC	65.80	
625156	10/30/2018	W/W	P & A ADMINISTRATIVE SERVICES	407.00	
625157	10/30/2018	W/W	PAYSCHOOLS	14,652.00	
625158	10/30/2018	W/W	PDQ.COM CORPORATION	1,800.00	
625159	10/30/2018	W/W	PEARSON ASSESSMENTS	95.30	
625160	10/30/2018	W/W	CAFETERIA-PEPSI COLA ORDERS	666.04	
625161	10/30/2018	W/W	PITSCO INC	592.25	
625162	10/30/2018	W/W	POINT SPRING & DRIVESHAFT CO	661.42	
625163	10/30/2018	W/W	POWER OF THE PEN	400.00	
625164	10/30/2018	W/W	QUILL CORPORATION	47.99	
625165	10/30/2018	W/W	RANDI PASADYN	49.77	
625166	10/30/2018	W/W	REINHARDT SUPPLY COMPANY	5,797.28	
625167	10/30/2018	W/W	RICHARD'S WHOLESALE FENCE CO	382.45	
625168	10/30/2018	W/W	RJ VERNAK REFRIGERATION	8,352.95	
625169	10/30/2018	W/W	ROBERTS GRAPHICS	83.20	

Date: 11/06/2018

C H E C K   R E G I S T E R  
Processing Month: October 2018  
MEDINA CITY SCHOOL DISTRICT

Page: 13  
(CHKREG)

Check#	Check Date	Org Sta	Vendor Paid	Check Amount	Status Date
625170	10/30/2018	W/W	ROJEN COMPANY	246.49	
625171	10/30/2018	W/W	RON KUNKEL	125.00	
625172	10/30/2018	W/W	SANDRA DOWNEY	23.11	
625173	10/30/2018	W/W	SANSON COMPANY	1,556.25	
625174	10/30/2018	W/W	SARAH HOAG	13.28	
625175	10/30/2018	W/W	SARGENT-WELCH LLC	458.24	
625176	10/30/2018	W/W	SCHOLASTIC BOOK CLUBS, INC	530.00	
625177	10/30/2018	W/W	SCHOLASTIC BOOK FAIRS	4,777.25	
625178	10/30/2018	W/W	SCHOLASTIC INC	259.99	
625179	10/30/2018	W/W	SCHOLASTIC INC	501.00	
625180	10/30/2018	W/W	SCHOOL SPECIALTY, INC	1,829.03	
625181	10/30/2018	W/W	SCOTT SCRIVEN LLP	2,357.00	
625182	10/30/2018	W/R	SENDERO THERAPIES, INC.	30,529.66	10/31/2018
625183	10/30/2018	W/W	SHAYNA SAMOSKY	114.45	
625184	10/30/2018	W/W	SHELLY JANSEN	14.47	
625185	10/30/2018	W/W	SHERWIN WILLIAMS COMPANY	527.15	
625186	10/30/2018	W/W	SHERYL SCHRADER	60.29	
625187	10/30/2018	W/W	SMETZER'S TIRE CENTER, INC.	123.45	
625188	10/30/2018	W/W	PHONAK LLC	100.00	
625189	10/30/2018	W/W	SPORTSWORLD	3,108.50	
625190	10/30/2018	W/W	STACY M FARRENHOLZ	584.00	
625191	10/30/2018	W/W	STANDARD WELDING & STEEL	370.05	
625192	10/30/2018	W/W	STAPLES INC	909.61	
625193	10/30/2018	W/W	STEM JOBS	119.60	
625194	10/30/2018	W/W	SUBURBAN SCHOOL	60,160.00	
625195	10/30/2018	W/W	TALBERT'S COMMERCIAL PRODUCTS	218.83	
625196	10/30/2018	W/W	TEACHERS PAY TEACHERS	166.98	
625197	10/30/2018	W/W	TECH DEFENDERS	3,185.00	
625198	10/30/2018	W/R	TODD ASSOCIATES, INC	2,850.00	10/31/2018
625199	10/30/2018	W/W	TOTAL EDUCATION SOLUTIONS INC	7,433.40	
625200	10/30/2018	W/W	TOWERCO IV HOLDINGS LLC	634.27	
625201	10/30/2018	W/W	TRANSPORTATION ACCESSORIES	455.27	
625202	10/30/2018	W/W	OHIO DEPARTMENT OF COMMERCE	494.50	
625203	10/30/2018	W/W	TREE MAINTENANCE SERVICE INC	600.00	
625204	10/30/2018	W/W	UNITED STATES AWARDS INC	315.00	
625205	10/30/2018	W/W	ULINE INC	106.32	
625206	10/30/2018	W/W	US BANK EQUIPMENT FINANCE	11,415.00	
625207	10/30/2018	W/W	VERIZON BUSINESS	908.30	
625208	10/30/2018	W/W	VETTER MEDICAL/FITNESS INC	779.80	
625209	10/30/2018	W/W	VSA INC	351.98	
625210	10/30/2018	W/W	W W WILLIAMS COMPANY LLC	809.25	
625211	10/30/2018	W/W	W.B. MASON CO., INC.	13,899.25	
625212	10/30/2018	W/W	WENDY GOOD	220.97	
625213	10/30/2018	W/W	HALE FARM & VILLAGE	450.00	
625214	10/30/2018	W/W	WHITE HOUSE ARTESIAN SPRINGS	64.00	
625215	10/30/2018	W/W	MacGILL DISCOUNT NURSE SUPPLY	684.33	
625216	10/30/2018	W/W	WOLFF BROS. SUPPLY, INC.	979.56	
625217	10/30/2018	W/W	WOODWAY USA, INC.	9,309.50	
625218	10/30/2018	B/B	PAYSCHOOLS	126.25	
625219	10/30/2018	B/B	KRISTINA COVEY	449.00	
625220	10/30/2018	B/B	MOLLY ZUFRA	39.00	
625221	10/30/2018	B/B	LISA SCHRIER	36.00	



Date: 11/06/2018

C H E C K   R E G I S T E R  
Processing Month: October 2018  
MEDINA CITY SCHOOL DISTRICT

Page: 14  
(CHKREG)

Check#	Check Date	Org Sta	Vendor Paid	Check Amount	Status Date
625222	10/30/2018	B/B	SANDRA KIZZEE	56.00	
625223	10/30/2018	B/B	JOCELYN DETHOMAS	62.00	
625224	10/30/2018	B/B	HEATHER BURG	14.75	
625225	10/30/2018	B/B	BRIAN ZUFRA	42.00	
625226	10/30/2018	B/B	JAMIE HANDY	56.00	
942398	10/12/2018	C/C	MEMO -MEDINA CITY SCHOOLS	1,920,235.19	
942399	10/26/2018	C/C	MEMO -MEDINA CITY SCHOOLS	1,982,129.11	
Total Checks Issued				\$ 9,108,051.69	

Date: 11/06/18  
Time: 4:23 pm

MEDINA CITY SCHOOL DISTRICT  
Appropriation Account Summary  
SORTED BY FUND-SCC

Page: 1  
(APPSUM)

FYTD Appropriated	Prior FY Carryover Encumbrances	FYTD Expendable	FYTD Actual Expenditures	MTD Actual Expenditures	Current Encumbrances	FYTD Unencumbered Balance	FYTD Percent Exp/Enc
*****TOTAL FOR FUND-SCC 001 0000 (GENERAL FUND):							
76,772,901.21	723,414.76	77,496,315.97	25,803,120.34	6,112,319.81	2,669,159.85	49,024,035.78	36.74
=====							
*****TOTAL FOR FUND-SCC 002 0000 (BOND RETIREMENT):							
1,408,750.00	0.00	1,408,750.00	6,140.13	0.00	1,383,750.00	18,859.87	98.66
=====							
*****TOTAL FOR FUND-SCC 002 9000 (BOND RETIREMENT - NEW ELEM/SR HIGH):							
4,269,786.50	0.00	4,269,786.50	22,257.76	0.00	4,189,786.50	57,742.24	98.65
=====							
*****TOTAL FOR FUND-SCC 002 9012 (LOCAL SALES TAX RETIREMENT OF COPS):							
1,742,687.50	0.00	1,742,687.50	1,250.00	0.00	1,737,687.50	3,750.00	99.78
=====							
*****TOTAL FOR FUND-SCC 002 9014 (CONSOLIDATION - ENERGY & TRANSP NOTES):							
344,806.25	0.00	344,806.25	326,999.99	326,999.99	17,806.25	0.01	100.00
=====							
*****TOTAL FOR FUND-SCC 003 0000 (PERMANENT IMPROVEMENT FUND):							
126,628.88	0.00	126,628.88	634.27	634.27	0.00	125,994.61	0.50
=====							
*****TOTAL FOR FUND-SCC 003 9000 (PERMANENT IMPROVEMENT FUND):							
8,989.14	0.00	8,989.14	388.00	0.00	0.00	8,601.14	4.32
=====							
*****TOTAL FOR FUND-SCC 003 9001 (MEDINA CITY REC CENTER-PERMANENT IMPROV.):							
166,000.00	13,957.50	179,957.50	13,093.73	4,352.03-	37,026.94	129,836.83	27.85
=====							
*****TOTAL FOR FUND-SCC 006 0000 (LUNCHROOM FUND):							
2,535,200.00	16,398.18	2,551,598.18	779,751.47	259,639.90	207,110.88	1,564,735.83	38.68
=====							
*****TOTAL FOR FUND-SCC 007 9004 (COLLINS SCHOLARSHIP/POST-GRADUATE):							
16,000.00	0.00	16,000.00	0.00	0.00	0.00	16,000.00	0.00
=====							

Date: 11/06/18  
Time: 4:23 pm

MEDINA CITY SCHOOL DISTRICT  
Appropriation Account Summary  
SORTED BY FUND-SCC

Page: 2  
(APPSUM)

FYTD Appropriated	Prior FY Carryover Encumbrances	FYTD Expendable	FYTD Actual Expenditures	MTD Actual Expenditures	Current Encumbrances	FYTD Unencumbered Balance	FYTD Percent Exp/Enc
*****TOTAL FOR FUND-SCC 007 9111 (CHARLES STANGEL SCHOLARSHIP FUND):							
1,000.00	0.00	1,000.00	0.00	0.00	0.00	1,000.00	0.00
=====							
*****TOTAL FOR FUND-SCC 007 9333 (RIOS STUDENT LEADER SCHOLAR.):							
5,000.00	0.00	5,000.00	0.00	0.00	0.00	5,000.00	0.00
=====							
*****TOTAL FOR FUND-SCC 008 9002 (KANEHL MUSIC TRUST):							
250.00	0.00	250.00	0.00	0.00	0.00	250.00	0.00
=====							
*****TOTAL FOR FUND-SCC 008 9003 (RICHARD HOFFMAN COLLINS MEMORIAL SCHOLARSHIP ):							
40,000.00	0.00	40,000.00	0.00	0.00	0.00	40,000.00	0.00
=====							
*****TOTAL FOR FUND-SCC 008 9112 (ELAINE BUSHMAN FUND):							
500.00	0.00	500.00	0.00	0.00	0.00	500.00	0.00
=====							
*****TOTAL FOR FUND-SCC 009 9000 (STAR):							
30,243.50	0.00	30,243.50	0.00	0.00	0.00	30,243.50	0.00
=====							
*****TOTAL FOR FUND-SCC 009 9110 (UNIFORM SUPPLIES GARFIELD):							
6,716.40	0.00	6,716.40	367.99	132.02	2,287.75	4,060.66	39.54
=====							
*****TOTAL FOR FUND-SCC 009 9120 (UNIFORM SUPPLIES - CANAVAN):							
10,615.30	0.00	10,615.30	1,091.86	443.56	2,000.00	7,523.44	29.13
=====							
*****TOTAL FOR FUND-SCC 009 9130 (UNIFORM SUPPLIES - FENN):							
12,818.40	0.00	12,818.40	4,043.26	914.99	5,789.62	2,985.52	76.71
=====							
*****TOTAL FOR FUND-SCC 009 9140 (UNIFORM SUPPLIES - HERITAGE):							
9,383.70	155.74	9,539.44	2,272.42	1,081.97	2,075.47	5,191.55	45.58
=====							

Date: 11/06/18  
Time: 4:23 pm

MEDINA CITY SCHOOL DISTRICT  
Appropriation Account Summary  
SORTED BY FUND-SCC

Page: 3  
(APPSUM)

FYTD Appropriated	Prior FY Carryover Encumbrances	FYTD Expendable	FYTD Actual Expenditures	MTD Actual Expenditures	Current Encumbrances	FYTD Unencumbered Balance	FYTD Percent Exp/Enc
*****TOTAL FOR FUND-SCC 009 9160 (UNIFORM SUPPLIES - BLAKE):							
12,485.70	75.40	12,561.10	1,972.56	355.35	1,575.40	9,013.14	28.25
=====							
*****TOTAL FOR FUND-SCC 009 9170 (UNIFORM SUPPLIES - RALPH WAITE ELEMENTARY):							
13,866.40	732.71	14,599.11	4,004.40	1,531.48	1,731.25	8,863.46	39.29
=====							
*****TOTAL FOR FUND-SCC 009 9180 (UNIFORM SUPPLIES - ELIZA NORTHROP ELEMENTARY ):							
12,386.90	0.00	12,386.90	1,538.96	232.03	1,041.32	9,806.62	20.83
=====							
*****TOTAL FOR FUND-SCC 009 9200 (UNIFORM SUPPLIES - CLAGGETT MIDDLE SCHOOL):							
31,746.40	37.82	31,784.22	26,183.97	10,435.06	5,400.48	199.77	99.37
=====							
*****TOTAL FOR FUND-SCC 009 9210 (UNIFORM SUPPLIES - A.I. ROOT MIDDLE SCHOOL):							
26,867.40	56.86	26,924.26	17,441.53	136.24	9,005.18	477.55	98.23
=====							
*****TOTAL FOR FUND-SCC 009 9300 (UNIFORM SUPPLIES - SENIOR HIGH SCHOOL):							
197,400.00	2,195.68	199,595.68	48,124.62	3,657.94	125,584.00	25,887.06	87.03
=====							
*****TOTAL FOR FUND-SCC 014 9016 (MEDINA CNTY JUV DET CNTR):							
291,335.38	0.00	291,335.38	98,582.85	22,637.83	0.00	192,752.53	33.84
=====							
*****TOTAL FOR FUND-SCC 014 9116 (EVOLVE):							
771,267.00	7,179.89	778,446.89	271,963.21	107,178.29	16,980.18	489,503.50	37.12
=====							
*****TOTAL FOR FUND-SCC 016 0000 (EMERGENCY LEVY):							
5,372,569.00	12,737.28	5,385,306.28	1,184,783.24	282,324.17	14,000.00	4,186,523.04	22.26
=====							
*****TOTAL FOR FUND-SCC 018 9110 (PRINCIPAL'S FUND - GARFIELD):							
9,900.00	75.00	9,975.00	1,314.29	750.57	2,408.51	6,252.20	37.32
=====							

Date: 11/06/18  
Time: 4:23 pm

MEDINA CITY SCHOOL DISTRICT  
Appropriation Account Summary  
SORTED BY FUND-SCC

Page: 4  
(APPSUM)

FYTD Appropriated	Prior FY Carryover Encumbrances	FYTD Expendable	FYTD Actual Expenditures	MTD Actual Expenditures	Current Encumbrances	FYTD Unencumbered Balance	FYTD Percent Exp/Enc
*****TOTAL FOR FUND-SCC 018 9113 (GARFIELD MEDIA CENTER):							
3,500.00	0.00	3,500.00	0.00	0.00	0.00	3,500.00	0.00
=====							
*****TOTAL FOR FUND-SCC 018 9120 (PRINCIPAL - CANAVAN):							
16,319.00	1,764.50	18,083.50	9,994.78	5,156.58	6,465.30	1,623.42	91.02
=====							
*****TOTAL FOR FUND-SCC 018 9123 (BOOK FAIR - CANAVAN):							
8,000.00	0.00	8,000.00	4,777.25	4,777.25	3,222.75	0.00	100.00
=====							
*****TOTAL FOR FUND-SCC 018 9130 (PRINCIPAL - FENN):							
30,000.00	663.94	30,663.94	2,907.85	820.06	10,852.00	16,904.09	44.87
=====							
*****TOTAL FOR FUND-SCC 018 9132 (FENN SCHOOL STORE):							
750.00	0.00	750.00	211.46	161.46	200.00	338.54	54.86
=====							
*****TOTAL FOR FUND-SCC 018 9133 (BOOK FAIR - FENN):							
250.00	0.00	250.00	0.00	0.00	0.00	250.00	0.00
=====							
*****TOTAL FOR FUND-SCC 018 9135 (MEDINA SKI TEAM - DISTRICTWIDE):							
7,000.00	0.00	7,000.00	0.00	0.00	0.00	7,000.00	0.00
=====							
*****TOTAL FOR FUND-SCC 018 9140 (PRINCIPAL'S FUND - HERITAGE):							
23,450.00	619.30	24,069.30	4,006.02	562.62	2,832.12	17,231.16	28.41
=====							
*****TOTAL FOR FUND-SCC 018 9143 (HERITAGE MEDIA CENTER):							
6,000.00	0.00	6,000.00	4,220.28	4,220.28	1,779.72	0.00	100.00
=====							
*****TOTAL FOR FUND-SCC 018 9160 (PRINCIPAL'S FUND - H G BLAKE):							
25,100.00	383.83	25,483.83	2,604.39	874.95	3,902.02	18,977.42	25.53
=====							

Date: 11/06/18  
Time: 4:23 pm

MEDINA CITY SCHOOL DISTRICT  
Appropriation Account Summary  
SORTED BY FUND-SCC

Page: 5  
(APPSUM)

FYTD Appropriated	Prior FY Carryover Encumbrances	FYTD Expendable	FYTD Actual Expenditures	MTD Actual Expenditures	Current Encumbrances	FYTD Unencumbered Balance	FYTD Percent Exp/Enc
*****TOTAL FOR FUND-SCC 018 9161 (LEADER IN ME - BLAKE):							
7,300.00	0.00	7,300.00	0.00	0.00	0.00	7,300.00	0.00
=====							
*****TOTAL FOR FUND-SCC 018 9162 (BLAKE RUNNING CLUB):							
200.00	0.00	200.00	0.00	0.00	0.00	200.00	0.00
=====							
*****TOTAL FOR FUND-SCC 018 9163 (BLAKE MEDIA CENTER):							
9,500.00	0.00	9,500.00	5,580.39	5,530.39	0.00	3,919.61	58.74
=====							
*****TOTAL FOR FUND-SCC 018 9170 (PRINCIPALS FUND - RALPH WAITE ELEMENTARY):							
19,800.00	1,033.32	20,833.32	340.98	0.00	1,951.34	18,541.00	11.00
=====							
*****TOTAL FOR FUND-SCC 018 9173 (MEDIA CENTER RALPH WAITE ELEMENTARY):							
10,000.00	2,377.13	12,377.13	0.00	0.00	12,377.13	0.00	100.00
=====							
*****TOTAL FOR FUND-SCC 018 9180 (PRINCIPALS FUND ELIZA NORTHROP ELEMENTARY):							
23,600.00	641.82	24,241.82	2,391.48	1,034.37	5,134.67	16,715.67	31.05
=====							
*****TOTAL FOR FUND-SCC 018 9181 (NORTHROP ELEMENTARY SCHOOL STORE):							
500.00	0.00	500.00	50.00	0.00	0.00	450.00	10.00
=====							
*****TOTAL FOR FUND-SCC 018 9183 (MEDIA CENTER ELIZA NORTHROP ELEMENTARY):							
5,000.00	3,000.00	8,000.00	2,954.75	0.00	4,826.10	219.15	97.26
=====							
*****TOTAL FOR FUND-SCC 018 9200 (PRINCIPAL'S FUND - CLAGGETT M.S.):							
30,500.00	1,491.33	31,991.33	4,382.08	813.27	4,182.56	23,426.69	26.77
=====							
*****TOTAL FOR FUND-SCC 018 9203 (CLAGGETT M.S. MEDIA CENTER):							
3,200.00	0.00	3,200.00	0.00	0.00	3,200.00	0.00	100.00
=====							



Date: 11/06/18  
Time: 4:23 pm

MEDINA CITY SCHOOL DISTRICT  
Appropriation Account Summary  
SORTED BY FUND-SCC

Page: 6  
(APPSUM)

FYTD Appropriated	Prior FY Carryover Encumbrances	FYTD Expendable	FYTD Actual Expenditures	MTD Actual Expenditures	Current Encumbrances	FYTD Unencumbered Balance	FYTD Percent Exp/Enc
*****TOTAL FOR FUND-SCC 018 9210 (PRINCIPAL'S FUND - ROOT M.S.):							
42,000.00	4,512.67	46,512.67	3,771.23	523.84	12,730.93	30,010.51	35.48
=====							
*****TOTAL FOR FUND-SCC 018 9211 (ROOT M.S. MEDIA CENTER):							
5,100.00	0.00	5,100.00	50.00	0.00	3,000.00	2,050.00	59.80
=====							
*****TOTAL FOR FUND-SCC 018 9300 (PRINCIPAL'S FUND - SENIOR HIGH):							
41,000.00	7,619.86	48,619.86	8,056.75	926.06	38,412.21	2,150.90	95.58
=====							
*****TOTAL FOR FUND-SCC 018 9303 (PERFORMING ARTS):							
63,350.00	24,503.78	87,853.78	10,493.44	848.16	79,574.25	2,213.91	102.52
=====							
*****TOTAL FOR FUND-SCC 018 9304 (BUZZ):							
13,850.00	4,899.23	18,749.23	3,250.47	1,081.99	15,498.76	0.00	100.00
=====							
*****TOTAL FOR FUND-SCC 018 9901 (PUBLIC SCHOOL SUPPORT - INSTRUCTION DEPT.):							
13,374.86	2,580.94	15,955.80	7,976.65	3,122.33	0.00	7,979.15	49.99
=====							
*****TOTAL FOR FUND-SCC 018 9906 (COMMUNICATIONS - PUBLIC SCHOOL SUPPORT):							
2,362.00	29.79	2,391.79	1,862.00	1,862.00	0.00	529.79	77.85
=====							
*****TOTAL FOR FUND-SCC 018 9916 (SPIRIT NIGHT):							
3,500.00	0.00	3,500.00	2,297.52	300.02	0.00	1,202.48	65.64
=====							
*****TOTAL FOR FUND-SCC 018 9917 (BICENTENNIAL):							
677.00	0.00	677.00	124.00	0.00	0.00	553.00	18.32
=====							
*****TOTAL FOR FUND-SCC 018 9918 (FAMILY FIRST):							
1,000.00	0.00	1,000.00	0.00	0.00	0.00	1,000.00	0.00
=====							

Date: 11/06/18  
Time: 4:23 pm

MEDINA CITY SCHOOL DISTRICT  
Appropriation Account Summary  
SORTED BY FUND-SCC

Page: 7  
(APPSUM)

FYTD Appropriated	Prior FY Carryover Encumbrances	FYTD Expendable	FYTD Actual Expenditures	MTD Actual Expenditures	Current Encumbrances	FYTD Unencumbered Balance	FYTD Percent Exp/Enc
*****TOTAL FOR FUND-SCC 019 9000 (ADAMH GRANT):							
6,900.00	0.00	6,900.00	1,488.00	1,260.00	2,370.00	3,042.00	55.91
=====							
*****TOTAL FOR FUND-SCC 019 9009 (MCDAC GRANT FY19):							
82,368.00	0.00	82,368.00	30,138.21	10,879.45	0.00	52,229.79	36.59
=====							
*****TOTAL FOR FUND-SCC 020 9001 (TRANSPORTATION ENTERPRISE):							
20,000.00	1,931.26	21,931.26	12,206.92	8,278.57	2,912.81	6,811.53	68.94
=====							
*****TOTAL FOR FUND-SCC 022 9000 (Unclaimed funds):							
10,000.00	0.00	10,000.00	1,219.19	0.00	3,780.81	5,000.00	50.00
=====							
*****TOTAL FOR FUND-SCC 022 9300 (OH HIGH SCHOOL ATH ASSOC FUND):							
60,000.00	0.00	60,000.00	0.00	0.00	0.00	60,000.00	0.00
=====							
*****TOTAL FOR FUND-SCC 024 9001 (MEDICAL AND DRUG/SELF INSURANCE FUNDS):							
8,271,000.00	0.00	8,271,000.00	3,163,259.11	776,491.24	2,610,374.65	2,497,366.24	69.81
=====							
*****TOTAL FOR FUND-SCC 024 9002 (DENTAL SELF INSURANCE FUNDS):							
675,000.00	0.00	675,000.00	224,908.82	56,728.53	283,271.47	166,819.71	75.29
=====							
*****TOTAL FOR FUND-SCC 024 9094 (FLEX PRO):							
190,000.00	362.60	190,362.60	53,851.44	23,221.00	189,963.41	53,452.25	128.08
=====							
*****TOTAL FOR FUND-SCC 027 0000 (WORKMANS COMP.-SELF INS):							
206,000.00	0.00	206,000.00	74,557.39	23,156.94	157,834.22	26,391.61	112.81
=====							
*****TOTAL FOR FUND-SCC 071 9013 (LOCAL SALES TAX PERMANENT IMPROVEMENTS):							
3,669,687.50	154,962.28	3,824,649.78	1,279,499.02	698,399.59	385,546.76	2,159,604.00	43.53
=====							

Date: 11/06/18  
Time: 4:23 pm

MEDINA CITY SCHOOL DISTRICT  
Appropriation Account Summary  
SORTED BY FUND-SCC

Page: 8  
(APPSUM)

FYTD Appropriated	Prior FY Carryover Encumbrances	FYTD Expendable	FYTD Actual Expenditures	MTD Actual Expenditures	Current Encumbrances	FYTD Unencumbered Balance	FYTD Percent Exp/Enc
*****TOTAL FOR FUND-SCC 200 9110 (GARFIELD STUDENT COUNCIL/K-KIDS CLUB):							
1,500.00	0.00	1,500.00	0.00	0.00	400.00	1,100.00	26.67
=====							
*****TOTAL FOR FUND-SCC 200 9111 (GARFIELD CHESS CLUB):							
200.00	0.00	200.00	0.00	0.00	0.00	200.00	0.00
=====							
*****TOTAL FOR FUND-SCC 200 9121 (ELLA CANAVAN STUDENT COUNCIL):							
390.00	0.00	390.00	41.94	41.94	148.06	200.00	48.72
=====							
*****TOTAL FOR FUND-SCC 200 9185 (K-KIDS KIWANIS ACTIVITY CLUB-NORTHROP):							
2,500.00	0.00	2,500.00	59.96	0.00	940.04	1,500.00	40.00
=====							
*****TOTAL FOR FUND-SCC 200 9202 (CLAGGETT MIDDLE SCH. STUDENT COUNCIL):							
4,814.00	0.00	4,814.00	454.20	352.00	897.80	3,462.00	28.08
=====							
*****TOTAL FOR FUND-SCC 200 9205 (CLAGGETT MIDDLE SCH. BUILDERS CLUB):							
300.00	0.00	300.00	162.00	0.00	0.00	138.00	54.00
=====							
*****TOTAL FOR FUND-SCC 200 9209 (CLAGGETT MIDDLE SCHOOL DRAMA CLUB):							
6,000.00	0.00	6,000.00	0.00	0.00	5,000.00	1,000.00	83.33
=====							
*****TOTAL FOR FUND-SCC 200 9253 (BUILDERS' CLUB - ROOT M.S.):							
250.00	0.00	250.00	0.00	0.00	250.00	0.00	100.00
=====							
*****TOTAL FOR FUND-SCC 200 9254 (HONORS ACADEMY - ROOT):							
4,150.00	37.33	4,187.33	385.00	0.00	1,652.33	2,150.00	48.65
=====							
*****TOTAL FOR FUND-SCC 200 9256 (DRAMA CLUB - ROOT M.S.):							
3,826.00	0.00	3,826.00	0.00	0.00	1,913.00	1,913.00	50.00
=====							

Date: 11/06/18  
Time: 4:23 pm

MEDINA CITY SCHOOL DISTRICT  
Appropriation Account Summary  
SORTED BY FUND-SCC

Page: 9  
(APPSUM)

FYTD Appropriated	Prior FY Carryover Encumbrances	FYTD Expendable	FYTD Actual Expenditures	MTD Actual Expenditures	Current Encumbrances	FYTD Unencumbered Balance	FYTD Percent Exp/Enc
*****TOTAL FOR FUND-SCC 200 9258 (STUDENT COUNCIL - ROOT M.S.):							
2,000.00	103.88	2,103.88	43.00	0.00	2,053.88	7.00	99.67
=====							
*****TOTAL FOR FUND-SCC 200 9301 (YOUNG AMERICANS FOR FREEDOM):							
3,200.00	0.00	3,200.00	3,095.00	0.00	0.00	105.00	96.72
=====							
*****TOTAL FOR FUND-SCC 200 9302 (ART CLUB):							
200.00	0.00	200.00	161.52	161.52	38.48	0.00	100.00
=====							
*****TOTAL FOR FUND-SCC 200 9303 (CULTURAL EXPLORATION):							
200.00	0.00	200.00	83.49	60.00	116.51	0.00	100.00
=====							
*****TOTAL FOR FUND-SCC 200 9305 (CHEMCLUB):							
900.00	0.00	900.00	0.00	0.00	900.00	0.00	100.00
=====							
*****TOTAL FOR FUND-SCC 200 9306 (OPERATION SMILE):							
170.00	0.00	170.00	0.00	0.00	170.00	0.00	100.00
=====							
*****TOTAL FOR FUND-SCC 200 9307 (CHOIR):							
29,000.00	23,306.57	52,306.57	7,033.43	5,965.76	23,034.24	22,238.90	57.48
=====							
*****TOTAL FOR FUND-SCC 200 9309 (IMPROV CLUB):							
4,300.00	0.00	4,300.00	0.00	0.00	4,300.00	0.00	100.00
=====							
*****TOTAL FOR FUND-SCC 200 9312 (DRAMA CLUB):							
22,000.00	898.89	22,898.89	1,822.52	883.48	21,076.37	0.00	100.00
=====							
*****TOTAL FOR FUND-SCC 200 9315 (FELLOWSHIP OF CHRISTIAN ATHLETES):							
750.00	0.00	750.00	0.00	0.00	750.00	0.00	100.00
=====							

Date: 11/06/18  
Time: 4:23 pm

MEDINA CITY SCHOOL DISTRICT  
Appropriation Account Summary  
SORTED BY FUND-SCC

Page: 10  
(APPSUM)

FYTD Appropriated	Prior FY Carryover Encumbrances	FYTD Expendable	FYTD Actual Expenditures	MTD Actual Expenditures	Current Encumbrances	FYTD Unencumbered Balance	FYTD Percent Exp/Enc
*****TOTAL FOR FUND-SCC 200 9318 (GIRLS LEADERSHIP CLUB):							
2,050.00	0.00	2,050.00	647.40	647.40	1,402.60	0.00	100.00
=====							
*****TOTAL FOR FUND-SCC 200 9321 (KEY CLUB):							
10,000.00	5,496.19	15,496.19	409.21	0.00	15,086.98	0.00	100.00
=====							
*****TOTAL FOR FUND-SCC 200 9323 (MEDINAMITE):							
3,000.00	0.00	3,000.00	0.00	0.00	3,000.00	0.00	100.00
=====							
*****TOTAL FOR FUND-SCC 200 9324 (MEDINIAN):							
11,900.00	2,108.28	14,008.28	7,837.93	0.00	6,156.04	14.31	99.90
=====							
*****TOTAL FOR FUND-SCC 200 9325 (MHS BAND):							
25,000.00	0.00	25,000.00	671.35	0.00	25,000.00	671.35-	102.69
=====							
*****TOTAL FOR FUND-SCC 200 9326 (NATIONAL HONOR SOCIETY):							
3,500.00	0.00	3,500.00	0.00	0.00	3,500.00	0.00	100.00
=====							
*****TOTAL FOR FUND-SCC 200 9327 (ORCHESTRA):							
3,000.00	0.00	3,000.00	0.00	0.00	3,000.00	0.00	100.00
=====							
*****TOTAL FOR FUND-SCC 200 9330 (SCIENCE OLYMPIAD CLUB):							
1,720.00	0.00	1,720.00	555.00	175.00	1,165.00	0.00	100.00
=====							
*****TOTAL FOR FUND-SCC 200 9332 (SPANISH CLUB):							
5,280.00	0.00	5,280.00	0.00	0.00	5,280.00	0.00	100.00
=====							
*****TOTAL FOR FUND-SCC 200 9333 (STUDENT COUNCIL):							
43,000.00	3,121.27	46,121.27	19,648.77	7,158.94	26,665.84	193.34-	100.42
=====							

Date: 11/06/18  
Time: 4:23 pm

MEDINA CITY SCHOOL DISTRICT  
Appropriation Account Summary  
SORTED BY FUND-SCC

Page: 11  
(APPSUM)

FYTD Appropriated	Prior FY Carryover Encumbrances	FYTD Expendable	FYTD Actual Expenditures	MTD Actual Expenditures	Current Encumbrances	FYTD Unencumbered Balance	FYTD Percent Exp/Enc
*****TOTAL FOR FUND-SCC 200 9335 (LATIN CLUB):							
5,000.00	0.00	5,000.00	60.75	60.75	4,939.25	0.00	100.00
=====							
*****TOTAL FOR FUND-SCC 200 9337 (AMERICAN SIGN LANGUAGE CLUB):							
80.00	0.00	80.00	0.00	0.00	80.00	0.00	100.00
=====							
*****TOTAL FOR FUND-SCC 200 9339 (SPEECH/DEBATE CLUB):							
32,500.00	2,422.88	34,922.88	3,323.76	3,084.40	29,415.60	2,183.52	93.75
=====							
*****TOTAL FOR FUND-SCC 200 9340 (S. A. D. D.):							
1,000.00	0.00	1,000.00	0.00	0.00	1,000.00	0.00	100.00
=====							
*****TOTAL FOR FUND-SCC 200 9346 (PENGUIN BOWL/NOSB):							
600.00	0.00	600.00	0.00	0.00	600.00	0.00	100.00
=====							
*****TOTAL FOR FUND-SCC 200 9350 (TECHNOLOGY CLUB):							
3,600.00	145.73	3,745.73	275.00	0.00	3,470.73	0.00	100.00
=====							
*****TOTAL FOR FUND-SCC 200 9352 (VIDEO CLUB - SR HI):							
6,000.00	0.00	6,000.00	200.80	0.00	5,799.20	0.00	100.00
=====							
*****TOTAL FOR FUND-SCC 200 9353 (CHINESE CLUB):							
100.00	0.00	100.00	0.00	0.00	100.00	0.00	100.00
=====							
*****TOTAL FOR FUND-SCC 200 9355 (GENDER AND SEXUALITY ALLIANCE):							
400.00	0.00	400.00	180.75	180.75	219.25	0.00	100.00
=====							
*****TOTAL FOR FUND-SCC 200 9380 (V O F T):							
25,000.00	15,639.11	40,639.11	148.95	148.95	40,490.16	0.00	100.00
=====							



Date: 11/06/18  
Time: 4:23 pm

MEDINA CITY SCHOOL DISTRICT  
Appropriation Account Summary  
SORTED BY FUND-SCC

Page: 12  
(APPSUM)

FYTD Appropriated	Prior FY Carryover Encumbrances	FYTD Expendable	FYTD Actual Expenditures	MTD Actual Expenditures	Current Encumbrances	FYTD Unencumbered Balance	FYTD Percent Exp/Enc
*****TOTAL FOR FUND-SCC 200 9418 (CLASS OF 2018):							
650.69	5,817.11	6,467.80	5,655.24	0.00	652.19	160.37	97.52
=====							
*****TOTAL FOR FUND-SCC 200 9419 (CLASS OF 2019):							
5,700.00	4,919.39	10,619.39	336.03-	30.36	10,379.85	575.57	94.58
=====							
*****TOTAL FOR FUND-SCC 200 9420 (CLASS OF 2020):							
47,970.00	0.00	47,970.00	112.04	0.00	47,857.96	0.00	100.00
=====							
*****TOTAL FOR FUND-SCC 200 9421 (CLASS OF 2021):							
4,900.00	0.00	4,900.00	16.00	0.00	3,084.00	1,800.00	63.27
=====							
*****TOTAL FOR FUND-SCC 200 9422 (CLASS OF 2022):							
1,850.00	0.00	1,850.00	0.00	0.00	1,850.00	0.00	100.00
=====							
*****TOTAL FOR FUND-SCC 300 0000 (ATHLETIC FUND):							
410,500.00	23,132.01	433,632.01	176,633.09	55,021.92	127,093.99	129,904.93	70.04
=====							
*****TOTAL FOR FUND-SCC 300 9110 (GARFIELD FIELD TRIPS):							
10,000.00	0.00	10,000.00	1,777.90	25.50	1,224.50	6,997.60	30.02
=====							
*****TOTAL FOR FUND-SCC 300 9120 (CANAVAN FIELD TRIP):							
10,695.00	225.00	10,920.00	284.68	100.00	8,578.00	2,057.32	81.16
=====							
*****TOTAL FOR FUND-SCC 300 9130 (FENN FIELD TRIPS):							
10,000.00	0.00	10,000.00	6,539.32	939.32	2,060.68	1,400.00	86.00
=====							
*****TOTAL FOR FUND-SCC 300 9140 (HERITAGE FIELD TRIPS):							
6,947.00	0.00	6,947.00	0.00	0.00	5,752.00	1,195.00	82.80
=====							

Date: 11/06/18  
Time: 4:23 pm

MEDINA CITY SCHOOL DISTRICT  
Appropriation Account Summary  
SORTED BY FUND-SCC

Page: 13  
(APPSUM)

FYTD Appropriated	Prior FY Carryover Encumbrances	FYTD Expendable	FYTD Actual Expenditures	MTD Actual Expenditures	Current Encumbrances	FYTD Unencumbered Balance	FYTD Percent Exp/Enc
*****TOTAL FOR FUND-SCC 300 9160 (BLAKE FIELD TRIPS):							
11,000.00	0.00	11,000.00	620.42	784.00	300.00	10,079.58	8.37
=====							
*****TOTAL FOR FUND-SCC 300 9170 (WAITE FIELD TRIPS):							
42,000.00	0.00	42,000.00	1,800.40	1,800.40	9,709.60	30,490.00	27.40
=====							
*****TOTAL FOR FUND-SCC 300 9180 (NORTHROP FIELD TRIPS):							
10,000.00	3,660.00	13,660.00	5,286.00	1,626.00	500.00	7,874.00	42.36
=====							
*****TOTAL FOR FUND-SCC 300 9201 (CLAGGETT MIDDLE SCH. BAND FUND):							
44,000.00	0.00	44,000.00	1,672.03	1,591.00	36,409.00	5,918.97	86.55
=====							
*****TOTAL FOR FUND-SCC 300 9208 (CLAGGETT - 6TH GRADE TRIPS):							
111,500.00	0.00	111,500.00	0.00	0.00	107,441.60	4,058.40	96.36
=====							
*****TOTAL FOR FUND-SCC 300 9250 (ROOT M.S. BAND FUND):							
18,200.00	0.00	18,200.00	384.11	303.08	18,140.00	324.11-	101.78
=====							
*****TOTAL FOR FUND-SCC 300 9253 (ROOT M.S. BEEHIVE):							
850.00	134.97	984.97	163.91	0.00	332.14	488.92	50.36
=====							
*****TOTAL FOR FUND-SCC 300 9258 (ROOT - DISTRICT SUPERVISED ACTIVITIES):							
140,730.00	0.00	140,730.00	103,335.00	0.00	8,480.75	28,914.25	79.45
=====							
*****TOTAL FOR FUND-SCC 300 9301 (BOWLING CLUB):							
4,000.00	0.00	4,000.00	0.00	0.00	4,000.00	0.00	100.00
=====							
*****TOTAL FOR FUND-SCC 300 9302 (MENS VOLLEYBALL):							
5,900.00	0.00	5,900.00	618.58	0.00	4,481.42	800.00	86.44
=====							

Date: 11/06/18  
Time: 4:23 pm

MEDINA CITY SCHOOL DISTRICT  
Appropriation Account Summary  
SORTED BY FUND-SCC

Page: 14  
(APPSUM)

FYTD Appropriated	Prior FY Carryover Encumbrances	FYTD Expendable	FYTD Actual Expenditures	MTD Actual Expenditures	Current Encumbrances	FYTD Unencumbered Balance	FYTD Percent Exp/Enc
*****TOTAL FOR FUND-SCC 300 9303 (HUDDLE/SHUDDLE):							
2,500.00	0.00	2,500.00	0.00	0.00	2,500.00	0.00	100.00
=====							
*****TOTAL FOR FUND-SCC 300 9304 (LINK CREW):							
4,500.00	0.00	4,500.00	1,241.79	0.00	3,258.21	0.00	100.00
=====							
*****TOTAL FOR FUND-SCC 300 9313 (DRAMA/MUSICAL):							
21,990.00	0.00	21,990.00	0.00	0.00	10,995.00	10,995.00	50.00
=====							
*****TOTAL FOR FUND-SCC 300 9334 (BEEHIVE CAFE):							
25,500.00	2,938.15	28,438.15	5,003.93	1,982.55	21,445.64	1,988.58	93.01
=====							
*****TOTAL FOR FUND-SCC 300 9410 (SPARKLE CHEERLEADING):							
3,568.10	0.00	3,568.10	200.00	0.00	3,200.00	168.10	95.29
=====							
*****TOTAL FOR FUND-SCC 401 9018 (AUXILIARY FUNDS/ST FRANCIS):							
69,892.75	296.20	70,188.95	21,128.49	0.00	0.00	49,060.46	30.10
=====							
*****TOTAL FOR FUND-SCC 401 9019 (AUXILIARY FUNDS/ST FRANCIS):							
385,188.15	0.00	385,188.15	65,191.93	11,282.87	55,698.52	264,297.70	31.38
=====							
*****TOTAL FOR FUND-SCC 401 9038 (AUX FUNDS MCA):							
1,290.67	22,211.32	23,501.99	20,878.24	0.00	1,422.00	1,201.75	94.89
=====							
*****TOTAL FOR FUND-SCC 401 9039 (AUX FUNDS MCA):							
164,063.59	0.00	164,063.59	79,886.69	16,025.82	12,271.26	71,905.64	56.17
=====							
*****TOTAL FOR FUND-SCC 401 9048 (AUX FUNDS KIDS COUNTRY):							
550.77	9,060.09	9,610.86	9,032.78	0.00	27.63	550.45	94.27
=====							

Date: 11/06/18  
Time: 4:23 pm

MEDINA CITY SCHOOL DISTRICT  
Appropriation Account Summary  
SORTED BY FUND-SCC

Page: 15  
(APPSUM)

FYTD Appropriated	Prior FY Carryover Encumbrances	FYTD Expendable	FYTD Actual Expenditures	MTD Actual Expenditures	Current Encumbrances	FYTD Unencumbered Balance	FYTD Percent Exp/Enc
*****TOTAL FOR FUND-SCC 401 9049 (AUX FUNDS KIDS COUNTRY):							
11,511.37	0.00	11,511.37	70.98	0.00	1,167.82	10,272.57	10.76
=====							
*****TOTAL FOR FUND-SCC 499 9018 (STRATEGIES SECONDARY TRANSITION):							
0.00	3,129.00	3,129.00	3,129.00	0.00	0.00	0.00	100.00
=====							
*****TOTAL FOR FUND-SCC 516 9011 (SIX B FY11):							
4,196.41	0.00	4,196.41	0.00	0.00	0.00	4,196.41	0.00
=====							
*****TOTAL FOR FUND-SCC 516 9018 (TITLE VI-B):							
218,498.29	12,995.75	231,494.04	181,982.35	0.00	0.00	49,511.69	78.61
=====							
*****TOTAL FOR FUND-SCC 516 9019 (TITLE VI-B):							
1,436,960.66	0.00	1,436,960.66	249,918.92	101,340.18	47,922.15	1,139,119.59	20.73
=====							
*****TOTAL FOR FUND-SCC 572 9018 (TITLE I):							
156,828.67	24,632.47	181,461.14	62,311.89	0.00	0.00	119,149.25	34.34
=====							
*****TOTAL FOR FUND-SCC 572 9019 (TITLE I):							
461,592.68	0.00	461,592.68	79,933.94	33,201.03	3,845.91	377,812.83	18.15
=====							
*****TOTAL FOR FUND-SCC 572 9118 (TITLE I-D):							
37,349.58	30,330.50	67,680.08	32,466.38	0.00	0.00	35,213.70	47.97
=====							
*****TOTAL FOR FUND-SCC 572 9119 (TITLE I-D):							
81,538.41	0.00	81,538.41	3,285.08	1,536.88	2,679.90	75,573.43	7.32
=====							
*****TOTAL FOR FUND-SCC 587 9018 (PRESCHOOL):							
7,225.13	10,962.06	18,187.19	11,963.57	0.00	0.00	6,223.62	65.78
=====							

Date: 11/06/18  
Time: 4:23 pm

MEDINA CITY SCHOOL DISTRICT  
Appropriation Account Summary  
SORTED BY FUND-SCC

Page: 16  
(APPSUM)

FYTD Appropriated	Prior FY Carryover Encumbrances	FYTD Expendable	FYTD Actual Expenditures	MTD Actual Expenditures	Current Encumbrances	FYTD Unencumbered Balance	FYTD Percent Exp/Enc
*****TOTAL FOR FUND-SCC 587 9019 (PRESCHOOL):							
39,953.17	0.00	39,953.17	8,021.22	3,907.63	928.42	31,003.53	22.40
=====							
*****TOTAL FOR FUND-SCC 590 9018 (TITLE II-A):							
10,422.40	9,793.01	20,215.41	14,180.78	1,431.20	0.00	6,034.63	70.15
=====							
*****TOTAL FOR FUND-SCC 590 9019 (TITLE II-A):							
131,216.24	0.00	131,216.24	33,908.59	15,500.09	9,639.91	87,667.74	33.19
=====							
*****TOTAL FOR FUND-SCC 599 9018 (TITLE IV-A STUDENT SUPPORT AND ACADEMIC ENR):							
0.00	738.14	738.14	776.90	0.00	0.00	38.76-	105.25
=====							
*****TOTAL FOR FUND-SCC 599 9019 (TITLE IV-A STUDENT SUPPORT AND ACADEMIC ENR):							
49,428.24	0.00	49,428.24	14,423.18	1,647.18	3,385.10	31,619.96	36.03
=====							
*****GRAND TOTALS:							
112,347,777.29	1,208,649.70	113,556,426.99	34,791,553.77	9,027,082.29	15,097,129.58	63,667,743.64	43.93
=====							

# GENERAL FUND-TRUE DAYS CASH

Includes Emergency Levy

