

# Medina City Schools

## Forecast Fund Analysis

October 31, 2022

	2022-2023	Y-T-D Actual		
	Original Estimate	July 2021 - June 2022	Percent	Variance
	(1)	(2)		(3)
Beginning Balance - July 1, 2022		49,279,577.77		0.00
General Fund	31,219,516.68			
Other Funds - Substitute Levy	18,060,061.09			
Revenue	<u>80,935,772.00</u>	<u>32,041,398.88</u>	<u>39.6%</u>	<u>48,894,373.12</u>
	<b>80,935,772.00</b>	<b>32,041,398.88</b>		<b>48,894,373.12</b>
Expenditures	91,025,514.00	31,762,397.60	34.9%	59,263,116.40
Encumbrance	851,800.00	3,369,863.87		-2,518,063.87
	<u><b>91,877,314.00</b></u>	<u><b>35,132,261.47</b></u>		<u><b>56,745,052.53</b></u>
Ending Balance - June 30, 2023	38,338,035.77	46,188,715.18		-7,850,679.41

Original Estimate revenue, expenditure and encumbrance taken from May 2022 five-year forecast  
Includes May 2018 Substitute Levy

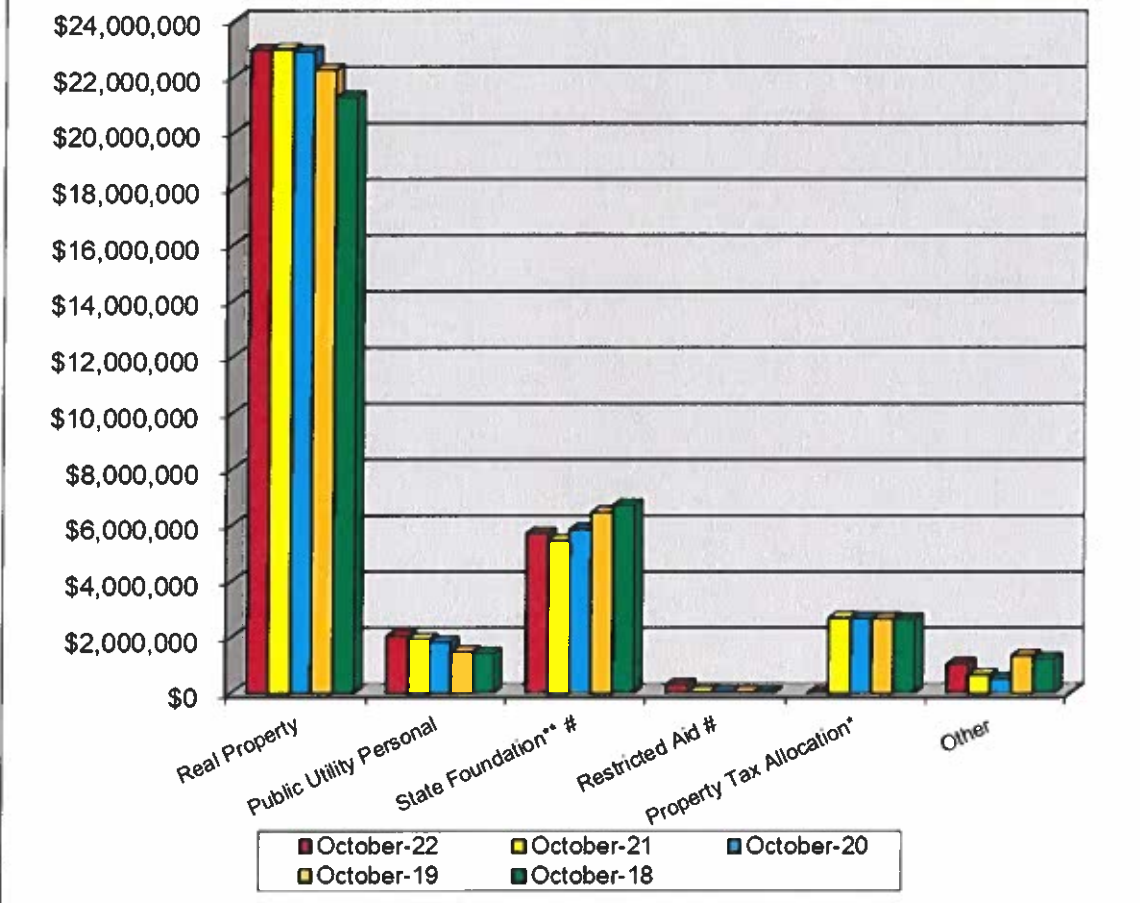
# Forecast Fund Summary

October 2022

## Revenues

1. Real Property Taxes – Total Real Property Taxes received from the beginning of the fiscal year until October 31, 2022 is \$22,931,220.83 This is an decrease of 0.1% below last year's taxes received at this time. Settlement occurred in October reducing moneys as these were placed in Public Utility Personal Property. (\$1,215,099.17) was collected in October.
2. Public Utility Personal Property Taxes – Total Public Utility Personal Property Taxes received from the beginning of the fiscal year until October 31, 2022 is \$2,039,544.47. These monies are distributed upon settlement from the County Auditor. This amount is listed in a separate line for State and five-year forecasting purposes. \$2,039,544.47 had been transferred in October.
3. State Foundation – State Foundation monies received from the State of Ohio from the beginning of the fiscal year until October 31, 2022 total \$5,712,533.40. This is an increase of 4.7% above last year's foundation money received at this time. \$1,409,748.22 was collected in October.
4. Restricted Aid – Restricted Aid monies are for Career Tech funding and Economically Disadvantaged Students. We have added e-Rate funding as well because these funds are restrictive to technology. Monies received from the beginning of the fiscal year until October 31, 2022 total \$228,207.25. \$77,332.57 was collected in October.
5. Homestead and Rollback – Monies received from the State of Ohio from the beginning of the fiscal year until October 31, 2022 total \$-0-. Receipts are based upon the real property taxes collected and Homestead filings with the County Auditor. \$-0- was collected in October.
6. Other – Other monies received from the beginning of the fiscal year until October 31, 2022 total \$580,956.74. This is an increase of 58.7% above last year at this time. \$471,603.26 was collected in October.

## Forecast Fund Revenue



	October-22	October-21	October-20	October-19	October-18	Current Forecast
Real Property	\$22,931,221	\$22,970,629	\$22,894,292	\$22,230,759	\$21,260,827	\$51,273,069
Public Utility Personal	\$2,039,544	\$1,931,103	\$1,837,573	\$1,474,378	\$1,422,880	\$3,911,480
State Foundation** #	\$5,712,533	\$5,454,710	\$5,850,063	\$6,457,418	\$6,712,235	\$16,732,046
Restricted Aid #	\$305,540	\$27,620	\$27,620	\$27,623	\$28,015	\$924,182
Property Tax Allocation*	\$0	\$2,700,145	\$2,680,837	\$2,662,507	\$2,636,374	\$5,555,159
Other	\$1,052,560	\$663,129	\$511,241	\$1,343,209	\$1,229,122	\$2,539,835
<b>Total</b>	<b>\$32,041,399</b>	<b>\$33,747,336</b>	<b>\$33,801,627</b>	<b>\$34,195,893</b>	<b>\$33,289,453</b>	<b>\$80,935,771</b>
State %	18.8%	24.2%	25.3%	26.8%	28.2%	

\* Includes Homestead/Rollback, Tangible Personal Property Tax Fixed Rate Loss Reimbursement and Electric Deregulation.

\*\* Includes Casino Revenue in State Foundation beginning January 2013 and Economic Disadvantaged Funding in November 2013.

# Encompasses the Fair School Funding Plan as of January 2022

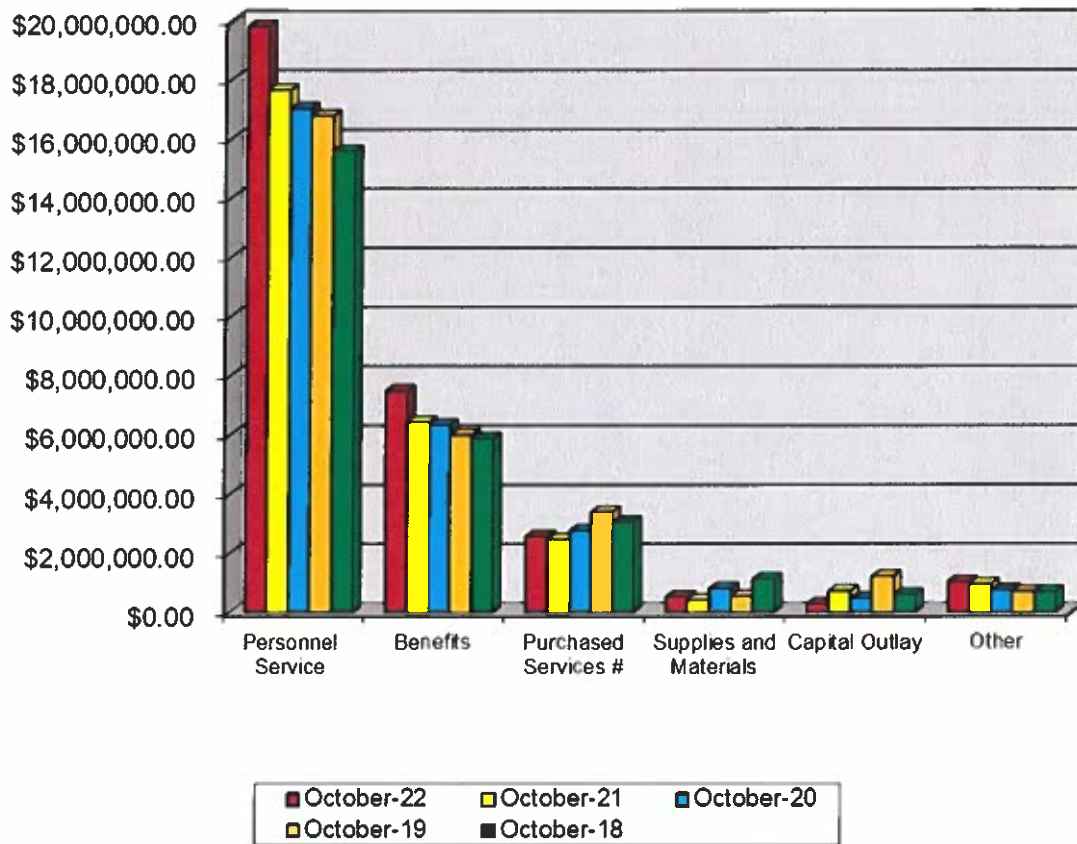
# **Forecast Fund Summary**

October 2022

## **Expenditures**

1. **Personnel Services**– The costs for personnel services for the School District from the beginning of the fiscal year until October 31, 2022 was \$19,797,068.70. This was an increase of 12.2% above last year at this time. \$6,224,185.40 was spent in October. This amount includes the first pay for November as the month was not closed before processing.
2. **Benefits** – The cost for benefits for the School District from the beginning of the fiscal year until October 31, 2022 was \$7,500,163.13. This was an increase of 16.6% above last year at this time. \$2,406,906.87 was spent in October. This also includes the first pay for November.
3. **Purchased Services** – The cost for purchased services for the district from the beginning of the fiscal year until October 31, 2022 total \$2,576,927.65. This was a 4.2% increase above last year at this time. \$674,336.23 was spent in October.
4. **Supplies and Materials** – The cost for supplies and materials for the district from the beginning of the fiscal year until October 31, 2022 total \$538,998.85. This was a 24.2% increase above last year at this time. \$111,263.18 was spent in October.
5. **Capital Outlay** – The cost for capital outlay for the district from the beginning of the fiscal year until October 31, 2022 total \$285,846.81. This was a 61.0% decrease below last year at this time. \$14,268.75 was spent in October.
6. **Other** – The cost of other expenditures excluding transfers for the district was \$1,047,387.46 for the fiscal year until October 31, 2022. This was a 7.9% increase above last year at this time. \$482,666.00 spent in October.

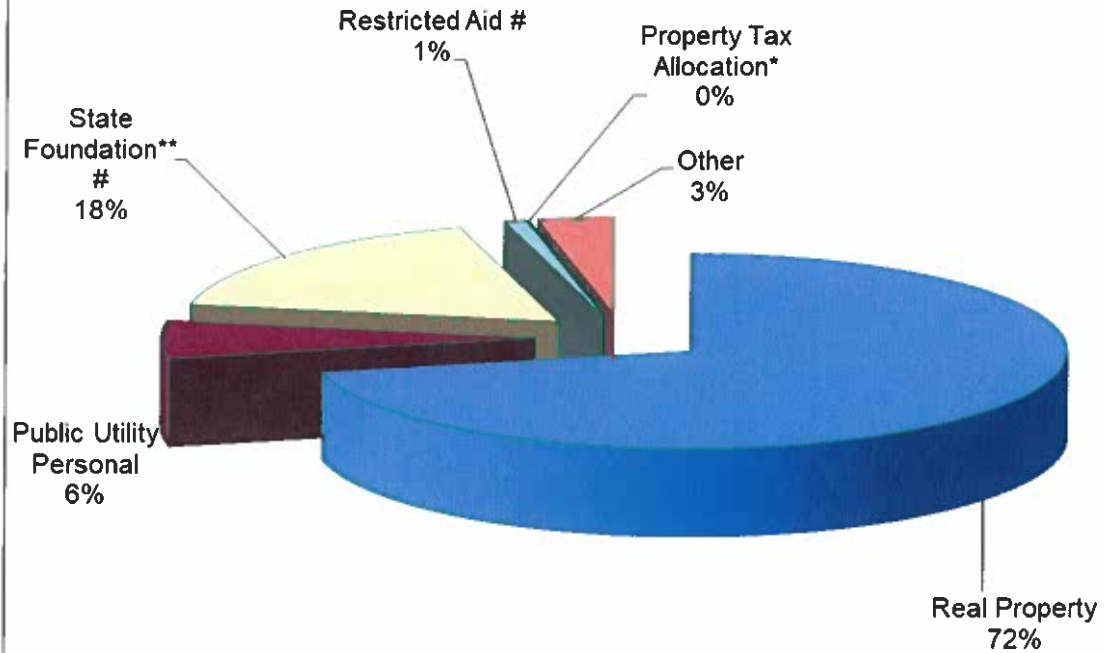
## Forecast Fund Expenditures



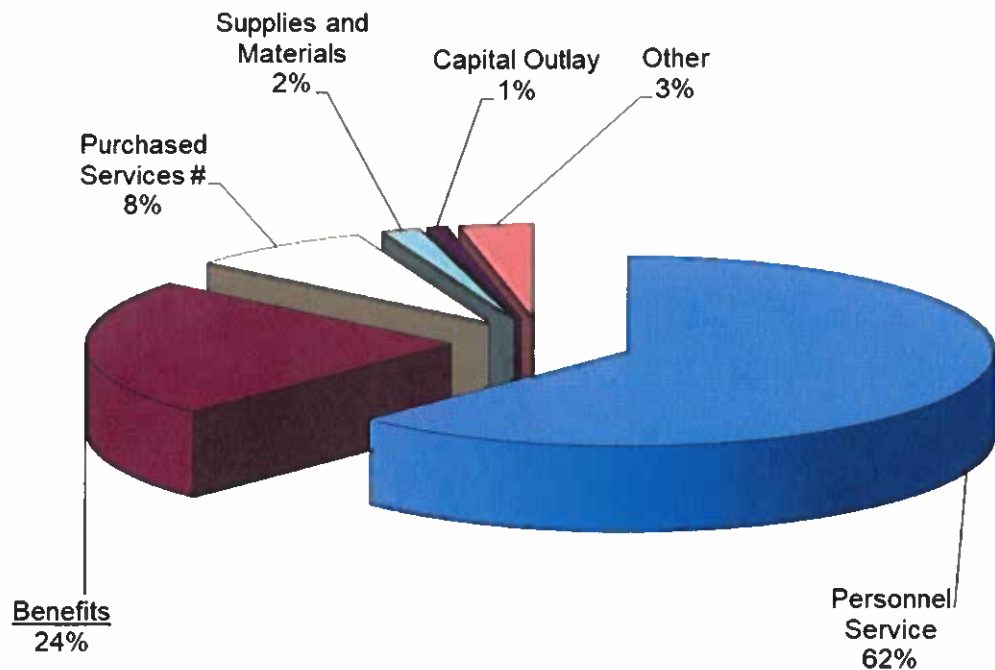
	October-22	October-21	October-20	October-19	October-18	Current Forecast
Personnel Service	\$19,797,068.70	\$17,645,596	\$17,029,381	\$16,781,539	\$15,586,597	\$55,128,573
Benefits	\$7,500,163.13	\$6,434,321	\$6,340,321	\$6,000,206	\$5,888,578	\$20,381,286
Purchased Services #	\$2,576,927.65	\$2,472,140	\$2,770,023	\$3,405,976	\$3,061,939	\$8,756,244
Supplies and Materials	\$538,998.85	\$434,117	\$816,268	\$562,300	\$1,133,044	\$1,925,419
Capital Outlay	\$285,846.81	\$733,138	\$491,629	\$1,224,125	\$615,041	\$1,838,141
Other	\$1,047,387.46	\$970,334	\$762,677	\$721,001	\$701,705	\$1,885,944
Transfers and Adv., Etc.	\$16,005.00	\$0	\$0	(\$50)	\$1,000	\$1,109,907
Other than Debt						
<b>Total</b>	<b>\$31,762,398</b>	<b>\$28,689,646</b>	<b>\$28,210,299</b>	<b>\$28,695,097</b>	<b>\$26,987,904</b>	<b>\$91,025,514</b>

# Reduced with Fair School Funding Plan in January 2022

## Current Forecast Fund Revenue



## Current Forecast Fund Expenditures



October 2022

		Balance
<b>Bank Balance - Regular Account</b>		2,015,884.43
Financial Checks Outstanding	543,695.07	
Workers Comp Outstanding	3,059.22	
Payroll Checks Outstanding	55,439.48	
	602,193.77	1,413,690.66
Huntington/Flex Spending	24,803.70	
Flex O/S Checks	163.39	24,640.31
JPMorgan/Metlife Claims	24,744.60	24,744.60
Westfield Bank	15,000.00	15,000.00
Westfield Bank Sweep	3,116,496.35	3,116,496.35
<b>Investments:</b>		
Redtree Investments	24,148,647.54	
T. Rowe - Collins	294,210.30	
Scudder -Collins	382,186.76	
Scudder - Bushman	6,300.10	
Kanehl Stocks	3,752.36	
Star Ohio (22923)	15,694,879.86	
Multi-Bank Securities	15,953,000.00	
Multi-Bank Money Market	11,521.70	
Fifth Third Securities	10,061,036.65	
Fifth Third Money Market	43,279.70	
<b>Total</b>	66,598,814.97	71,193,386.89
<b>Adjustments</b>		
Deposits in Transit	13,994.92	
Expenses not posted	(3,118,101.88)	
<b>Total</b>	(3,104,106.96)	68,089,279.93
<b>MCSD Balance</b>		68,089,279.93
<b>Difference Between Bank vs. Book</b>		0.00

**Medina City School District**  
Sales Tax Update

Date	Sales Tax Description	Receipts	Expenditures	Balance
July 1, 2021	Beginning Balance (071) Sales Tax and (002-9012) Bond			\$3,208,431.53
July	Sales Tax Distribution	\$932,876.04		\$4,141,307.57
	Roof Replacement Evaluation and Design		\$6,954.25	\$4,134,353.32
	Field Assessment and Preliminary Design - Parking		\$16,763.32	\$4,117,590.00
	Blake Carpet and Tile Replacement		\$8,655.37	\$4,108,934.63
	Roof Replacement - Central Office		\$72,033.30	\$4,036,901.33
	Roofing Project 2022		\$281,404.35	\$3,755,496.98
	Fleet Master Lease Agreement		\$16,481.88	\$3,739,015.10
August	Root Driveway and Culverts		\$5,264.00	\$3,733,751.10
	Heritage Concrete Sidewalk Replacement		\$3,000.00	\$3,730,751.10
	Roof Replacement Evaluation and Design		\$6,954.25	\$3,723,796.85
	Field Assessment and Preliminary Design - Parking		\$12,176.65	\$3,711,620.20
	Evolve Windows		\$2,882.00	\$3,708,738.20
	Paving Summer 2022		\$771,088.26	\$2,937,649.94
	MHS Fireproofing Patching		\$76,800.00	\$2,860,849.94
	Roofing Project 2022		\$234,103.50	\$2,626,746.44
	Fleet Master Lease Agreement		\$8,669.71	\$2,618,076.73
September	Heritage Concrete Sidewalk Replacement		\$15,750.00	\$2,602,326.73
	Canavan and Garfield Restroom Partitions		\$14,353.00	\$2,587,973.73
	Roofing Project 2022		\$82,126.30	\$2,505,847.43
	Fleet Master Lease Agreement		\$4,272.92	\$2,501,574.51
	Root and Canavan Camera Refund of Prior Year Exp	\$96,337.76		\$2,597,912.27
October	Sales Tax Distribution	\$1,116,969.77		\$3,714,882.04
	Desks/Chairs Fenn, Evolve, Claggett		\$58,466.50	\$3,656,415.54
	Arc Drive Air Handler Motor MHS		\$9,810.00	\$3,646,605.54
	Digital Message Center Fenn	\$8,621.51		\$3,655,227.05
	Roofing Project 2022		\$4,936.15	\$3,650,290.90
	Blade Wing Extension for Snow Plow		\$1,190.00	\$3,649,100.90
	Boiler Tubes Claggett		\$53,013.18	\$3,596,087.72
	Fleet Master Lease Agreement		\$4,431.88	\$3,591,655.84
	Fiscal Year Totals	\$932,876.04	\$432,569.37	



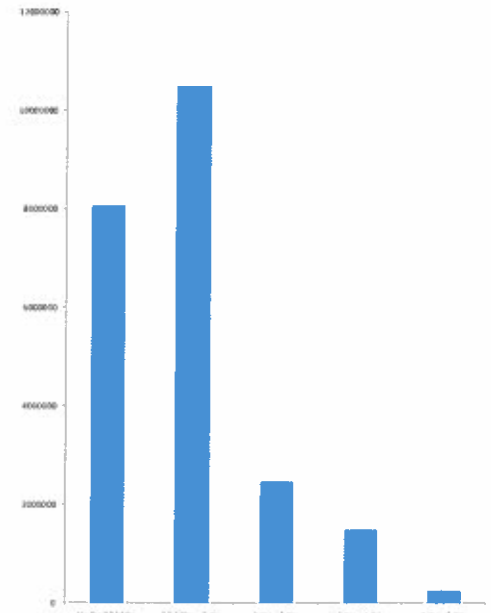
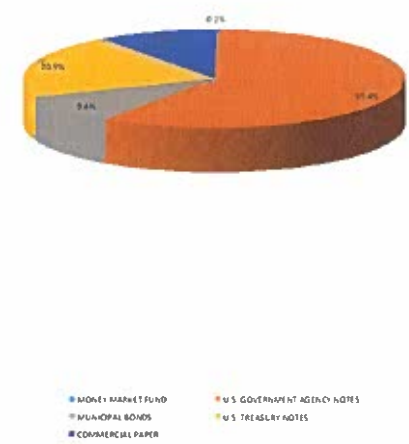
**Medina City School District**  
**Recreation Center Update**

Date	Description	District Revenue	District Expenses	City Reimbursements	Total Balance
July 1, 2022	Beginning Balance (003-9001)				\$ 169,189.30
July	Field Assessment and Preliminary Design - Parking		\$700.00		\$ 168,489.30
	Removal of Window and Convert to Door		\$6,053.54		\$ 162,435.76
	Roberts Roofing			\$29,025.00	\$ 191,460.76
August	Field Assessment and Preliminary Design - Parking		\$3,943.95		\$ 187,516.81
	Paving Summer 2022 Project		\$79,172.29		\$ 108,344.52
September	Removal of Window and Convert to Door			\$6,053.54	\$ 114,398.06
	Pool Pump and Repair to Motor		\$4,784.60		\$ 109,613.46
	Field Assessment and Preliminary Design - Parking		\$425.74		\$ 109,187.72
	Roberts Roofing		\$2,232.00		\$ 106,955.72
October	Transfer from 001	\$10,000.00			\$ 116,955.72
	Pool Pump and Repair to Motor			\$2,392.30	\$ 119,348.02
	Paving Summer 2022 Project			\$39,586.14	\$ 158,934.16
<b>Total Revenues, Expenditures and Reimbursements</b>		<b>\$ 10,000.00</b>	<b>\$ 97,312.12</b>	<b>\$ 77,056.98</b>	

**Monthly Investment Summary**  
**Medina City School District**  
**US Bank Custodian Acct Ending x70982**  
 October 31, 2022

Monthly Cash Flow Activity		Market Value Summary				
<b>From 09-30-22 through 10-31-22</b>		<b>Security Type</b>	<b>Market Value</b>	<b>Pct. Assets</b>	<b>Avg Yield at Cost</b>	<b>Wght Avg Mat</b>
Beginning Book Value	24,146,615.24	<b>Money Market Fund</b>				
Contributions	0.00	MONEY MARKET FUND	43,082.34	0.2	3.02	0.00
Withdrawals	0.00	<b>Fixed Income</b>				
Realized Gains/Losses	0.00	MUNICIPAL BONDS	2,145,429.80	9.4	0.71	1.34
Gross Interest Earnings	2,032.30	U.S. GOVERNMENT AGENCY NOTES	13,545,996.48	59.3	0.42	1.65
Ending Book Value	24,148,647.54	U.S. TREASURY NOTES	4,767,734.54	20.9	0.32	0.88
		Accrued Interest	34,823.57	0.2		
		<b>Commercial Paper</b>				
		COMMERCIAL PAPER	2,291,573.88	10.0	2.70	0.26
		<b>TOTAL PORTFOLIO</b>	<b>22,828,640.61</b>	<b>100.0</b>	<b>0.66</b>	<b>1.32</b>

Maturity Distribution		Security Type Allocation	
<p align="center"><b>Distribution by Maturity</b></p> 			

**Disclosures:**

RedTree's internal accounting system is used as the source of the market value of this account. Although obtained from a source believed to be reliable, we cannot guarantee its accuracy. You should review all account statements provided by the custodian and compare with the statements provided by RedTree.

Questions? Call 888.596.2293 or email [info@redtreeinv.com](mailto:info@redtreeinv.com)

**Portfolio Holdings Report**  
**Medina City School District**  
**US Bank Custodian Acct Ending x70982**  
 October 31, 2022

Quantity	Cusip	Security Description	Moody's	S&P	Cost Basis	Market Value	Yield at Cost	Wtd Maturity	Purchase Date
<b>U.S. GOVERNMENT AGENCY NOTES</b>									
1,000,000	3137EAEV7	Federal Home Ln Mtg 0.250% Due 08-24-23	Aaa	AA+	999,630.00	964,482.77	0.26	0.80	10-08-20
500,000	3133EL6J8	Federal Farm Credit Bank 0.220% Due 09-08-23	Aaa	AA+	499,855.00	481,318.18	0.23	0.84	04-08-21
1,000,000	3133EMUF7	Federal Farm Credit Bank 0.220% Due 09-22-23	Aaa	AA+	999,198.00	960,891.97	0.25	0.87	03-22-21
1,000,000	3135G06H1	Federal Natl Mtg Assoc 0.250% Due 11-27-23	Aaa	AA+	998,860.00	953,754.02	0.29	1.05	11-25-20
460,000	3137EAFA2	Federal Home Ln Mtg 0.250% Due 12-04-23	Aaa	AA+	459,434.20	438,764.56	0.30	1.07	04-14-21
625,000	3133EMRZ7	Federal Farm Credit Bank 0.250% Due 02-26-24	Aaa	AA+	623,324.16	590,668.42	0.34	1.29	03-09-21
385,000	3133EMRZ7	Federal Farm Credit Bank 0.250% Due 02-26-24	Aaa	AA+	384,110.65	363,851.75	0.33	1.29	03-31-21
1,000,000	3130ALSG0	Federal Home Ln Bank 0.250% Due 03-08-24	Aaa	AA+	998,332.00	942,401.57	0.31	1.32	05-24-21
240,000	3133EMTW2	Federal Farm Credit Bank 0.300% Due 03-18-24	Aaa	AA+	239,805.60	225,915.33	0.33	1.35	04-27-21
1,200,000	3133EMGF3	Federal Farm Credit Bank 0.350% Due 05-16-24	Aaa	AA+	1,197,900.00	1,119,826.64	0.40	1.50	11-19-20
115,000	3130ANMM9	Federal Home Ln Bank 0.540% Due 08-26-24	Aaa	AA+	115,000.00	106,329.22	0.54	1.77	08-26-21
750,000	3130ANX88	Federal Home Ln Bank 0.500% Due 09-27-24	Aaa	AA+	749,775.00	690,451.08	0.51	1.85	09-27-21
1,500,000	3130ALQV9	Federal Home Ln Bank 0.570% Due 09-30-24	Aaa	AA+	1,500,000.00	1,382,349.39	0.57	1.86	03-30-21
500,000	3130ALTH7	Federal Home Ln Bank 0.510% Due 09-30-24	Aaa	AA+	500,000.00	460,241.09	0.51	1.86	03-30-21
415,000	3130AKDS2	Federal Home Ln Bank 0.390% Due 10-28-24	Aaa	AA+	415,402.55	379,900.31	0.36	1.94	02-19-21
1,000,000	3135G06E8	Federal Natl Mtg Assoc 0.420% Due 11-18-24	Aaa	AA+	998,250.00	914,661.95	0.46	1.99	11-18-20
1,200,000	3133EMER9	Federal Farm Credit Bank 0.470% Due 01-27-25	Aaa	AA+	1,198,620.00	1,090,412.06	0.50	2.18	10-29-20
800,000	3134GXDM3	Federal Home Ln Mtg 0.620% Due 12-01-25	Aaa	AA+	799,400.00	706,552.19	0.64	2.98	12-02-20
380,000	3134GXHD9	Federal Home Ln Mtg 0.700% Due 12-23-25	Aaa	AA+	380,000.00	335,747.07	0.70	3.04	12-23-20
500,000	3130AKZ25	Federal Home Ln Bank 0.650% Due 02-26-26	Aaa	AA+	500,000.00	437,476.88	0.65	3.21	02-26-21
Accrued Interest						13,648.74			
					14,556,897.16	13,559,645.21	0.42	1.65	
<b>MUNICIPAL BONDS</b>									
500,000	0100332D9	City of Akron, OH GO 2.000% Due 12-01-22		A+	515,505.00	499,180.00	0.48	0.09	11-12-20
460,000	244721FK7	Defiance CSD, OH GO 4.000% Due 12-01-23	Aa2		502,522.40	456,609.80	1.20	1.03	07-16-20
500,000	677581JA9	State of Ohio, OH REV 0.300% Due 12-15-23	Aa2	AA	500,000.00	475,370.00	0.30	1.10	06-08-21
500,000	677581JB7	State of Ohio, OH REV 0.520% Due 12-15-24	Aa2	AA	500,000.00	457,175.00	0.52	2.06	06-08-21
250,000	668180CW0	Northwestern LSD, OH GO 5.820% Due 12-01-26	Aa2		304,310.00	257,095.00	1.42	3.53	10-12-21
Accrued Interest						19,444.72			
					2,322,337.40	2,164,874.52	0.71	1.34	

**Disclosures:**

RedTree's internal accounting system is used as the source of the market value of this account. Although obtained from a source believed to be reliable, we cannot guarantee its accuracy. You should review all account statements provided by the custodian and compare with the statements provided by RedTree.

Questions? Call 888.596.2293 or email [info@redtreeinv.com](mailto:info@redtreeinv.com)

**Portfolio Holdings Report**  
**Medina City School District**  
**US Bank Custodian Acct Ending x70982**  
 October 31, 2022

Quantity	Cusip	Security Description	Moody's	S&P	Cost Basis	Market Value	Yield at Cost	Wtd Maturity	Purchase Date
<b>U.S. TREASURY NOTES</b>									
295,000	91282CBN0	US Treasury Note 0.125% Due 02-28-23	Aaa	AA+	294,631.25	291,069.12	0.20	0.33	06-22-21
600,000	91282CBJ4	US Treasury Note 0.125% Due 03-31-23	Aaa	AA+	599,109.38	589,640.40	0.21	0.41	06-22-21
210,000	91282CBX8	US Treasury Note 0.125% Due 04-30-23	Aaa	AA+	209,114.06	205,570.26	0.42	0.49	11-24-21
1,045,000	91282CCK5	US Treasury Note 0.125% Due 06-30-23	Aaa	AA+	1,041,938.47	1,014,140.10	0.27	0.65	06-30-21
810,000	91282CDA6	US Treasury Note 0.250% Due 09-30-23	Aaa	AA+	809,086.59	777,757.95	0.31	0.89	09-30-21
500,000	91282CAW1	US Treasury Note 0.250% Due 11-15-23	Aaa	AA+	497,148.44	477,812.50	0.54	1.02	11-15-21
950,000	91282CBR1	US Treasury Note 0.250% Due 03-15-24	Aaa	AA+	948,033.21	894,744.20	0.33	1.34	08-09-21
550,000	91282CBV2	US Treasury Note 0.375% Due 04-15-24	Aaa	AA+	549,978.52	517,000.00	0.38	1.42	09-20-21
Accrued Interest						1,730.11			
					4,949,039.92	4,769,464.65	0.32	0.88	
<b>COMMERCIAL PAPER</b>									
800,000	89233HLW2	Toyota Motor Credit 0.000% Due 11-30-22	P-1	A-1+	791,288.22	797,560.00	2.01	0.08	05-17-22
470,000	78015DPD6	Royal Bank of Canada (RBC) 0.000% Due 02-13-23	P-1	A-1+	461,328.50	463,927.13	2.51	0.29	05-19-22
1,050,000	89119BQN9	TD USA 0.000% Due 03-22-23	P-1	A-1+	1,024,674.00	1,030,086.75	3.32	0.39	06-27-22
					2,277,290.72	2,291,573.88	2.70	0.26	
<b>MONEY MARKET FUND</b>									
USBMMF		First American Treasury Obligations Fund			43,082.34	43,082.34	3.02		
<b>TOTAL PORTFOLIO</b>					24,148,647.54	22,828,640.61	0.66	1.32	

**Disclosures:**

RedTree's internal accounting system is used as the source of the market value of this account. Although obtained from a source believed to be reliable, we cannot guarantee its accuracy. You should review all account statements provided by the custodian and compare with the statements provided by RedTree.

Questions? Call 888.596.2293 or email [info@redtreeinv.com](mailto:info@redtreeinv.com)

Monthly Activity Reports  
Medina City School District  
US Bank Custodian Acct Ending x70982  
From 10-01-22 Through 10-31-22

GROSS INTEREST INCOME

Ex-Date	Pay-Date	Security	Amount
<b>U.S. GOVERNMENT AGENCY NOTES</b>			
10-28-22	10-28-22	Federal Home Ln Bank 0.390% Due 10-28-24	809.25
<b>U.S. TREASURY NOTES</b>			
10-17-22	10-17-22	US Treasury Note 0.375% Due 04-15-24	1,031.25
10-31-22	10-31-22	US Treasury Note 0.125% Due 04-30-23	131.25
			1,162.50
<b>MONEY MARKET FUND</b>			
10-03-22	10-03-22	First American Treasury Obligations Fund	60.55
<b>GROSS INCOME</b>			<b>2,032.30</b>

**Disclosures:**

RedTree's internal accounting system is used as the source of the market value of this account. Although obtained from a source believed to be reliable, we cannot guarantee its accuracy. You should review all account statements provided by the custodian and compare with the statements provided by RedTree.

Questions? Call 888.596.2293 or email [info@redtreeinv.com](mailto:info@redtreeinv.com)



**Purchase and Sale**  
**Medina City School District**  
**US Bank Custodian Acct Ending x70982**  
From 10-01-22 Through 10-31-22

Trade Date	Settle Date	Quantity	Security	Unit Price	Amount
---------------	----------------	----------	----------	---------------	--------

No transactions were found!

**Disclosures:**

RedTree's internal accounting system is used as the source of the market value of this account. Although obtained from a source believed to be reliable, we cannot guarantee its accuracy. You should review all account statements provided by the custodian and compare with the statements provided by RedTree.

Questions? Call 888.596.2293 or email [info@redtreeinv.com](mailto:info@redtreeinv.com)



Realized Gains/Losses  
Medina City School District  
US Bank Custodian Acct Ending x70982  
From 10-01-22 Through 10-31-22

Open Date	Close Date	Quantity	Security	Cost Basis	Proceeds	Gain Or Loss	
						Short Term	Long Term
TOTAL GAINS						0.00	0.00
TOTAL LOSSES						0.00	0.00
						0.00	0.00
TOTAL REALIZED GAIN/LOSS		0.00				0.00	0.00

**Disclosures:**

RedTree's internal accounting system is used as the source of the market value of this account. Although obtained from a source believed to be reliable, we cannot guarantee its accuracy. You should review all account statements provided by the custodian and compare with the statements provided by RedTree.

Questions? Call 888.596.2293 or email [info@redtreeinv.com](mailto:info@redtreeinv.com)

ENV# CEBNBKPPBLLMJR\_BBBBB  
FIFTH THIRD SECURITIES, INC.  
MD 1M0B2A  
5050 KINGSLEY DRIVE  
CINCINNATI, OH 45263



MEDINA CITY SCHOOLS  
DAVID CHAMBERS  
739 WEYMOUTH RD  
MEDINA OH 44256

---

**STATEMENT FOR THE PERIOD OCTOBER 1, 2022 TO OCTOBER 31, 2022**

MEDINA CITY SCHOOLS - Corporation  
Account Number: [REDACTED]

---

By the courtesy of:  
Carter & Savage

---

**For questions about your accounts:**  
In-State: 614 744 5496  
National: 888 889 1025

---

**TOTAL VALUE OF YOUR PORTFOLIO** **\$9,246,830.42**

---

**FOR YOUR INFORMATION**

Fifth Third Securities, Inc. Investments offered through Fifth Third Securities, Inc., member  
FINRA/SIPC

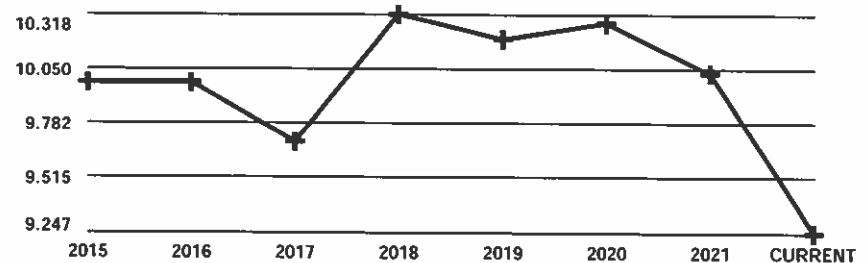
**Fifth Third Securities, Inc.**

MN \_CEBNBKPPBLLMJR\_BBBBB 20221031

---

**CHANGE IN VALUE OF YOUR PORTFOLIO**

\$ millions



*Change In Value Of Your Portfolio* information can be found in Miscellaneous Footnotes at the end of this statement.

Account carried with National Financial Services LLC, Member  
NYSE, SIPC



Statement for the Period October 1, 2022 to October 31, 2022

MEDINA CITY SCHOOLS - Corporation  
Account Number: [REDACTED]



## Account Overview

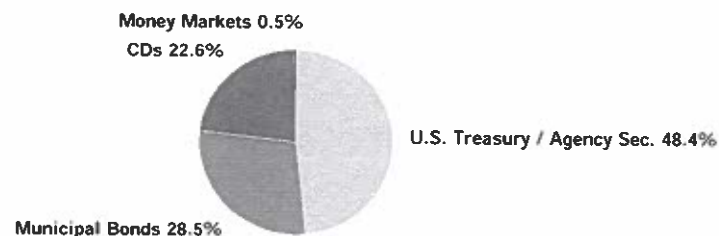
CHANGE IN ACCOUNT VALUE	Current Period	Year-to-Date
BEGINNING VALUE	\$9,275,343.32	\$10,031,983.03
Additions and Withdrawals	(\$6,311.49)	(\$88,727.92)
Misc. & Corporate Actions	\$0.00	\$0.00
Income	\$6,311.49	\$88,727.92
Taxes, Fees and Expenses	\$0.00	\$0.00
Change in Value	(\$28,512.90)	(\$785,152.61)
ENDING VALUE (AS OF 10/31/22)	\$9,246,830.42	\$9,246,830.42

Refer to Miscellaneous Footnotes for more information on Change in Value.

INCOME	Current Period	Year-to-Date
TAXABLE		
Taxable Dividends	\$84.09	\$361.77
Taxable Interest	\$6,227.40	\$68,991.15
TOTAL TAXABLE	\$6,311.49	\$69,352.92
NON-TAXABLE		
Muni Tax Exempt Interest	\$0.00	\$19,375.00
TOTAL NON-TAXABLE	\$0.00	\$19,375.00
<b>TOTAL INCOME</b>	<b>\$6,311.49</b>	<b>\$88,727.92</b>

Taxable income is determined based on information available to NFS at the time the statement was prepared, and is subject to change. Final information on taxation of interest and dividends is available on Form 1099-Div, which is mailed in February of the subsequent year.

## ACCOUNT ALLOCATION



	Percent	Prior Period	Current Period
Money Markets	0.5 %	\$43,279.70	\$43,279.70
CDs	22.6	\$2,092,745.17	\$2,088,252.17
Municipal Bonds	28.5	\$2,648,943.95	\$2,639,667.55
U.S. Treasury / Agency Sec.	48.4	\$4,490,374.50	\$4,475,631.00
<b>TOTAL</b>	<b>100.0 %</b>	<b>\$9,275,343.32</b>	<b>\$9,246,830.42</b>

*Account Allocation* shows the percentage that each asset class represents of your total account value. Account Allocation for equities, fixed income, and other categories may include mutual funds and may be net of short positions. NFS has made assumptions concerning how certain mutual funds are allocated. Closed-end mutual funds and Exchange Traded Products (ETPs) listed on an exchange may be included in the equity allocation. The chart may not reflect your actual portfolio allocation. Consult your broker/dealer prior to making investment decisions.

Fifth Third Securities, Inc.

MN\_CEBNBKPPBLLMJR\_BBBBB 20221031

Account carried with National Financial Services LLC, Member  
NYSE, SIPC

Statement for the Period October 1, 2022 to October 31, 2022

MEDINA CITY SCHOOLS - Corporation

Account Number: [REDACTED]



## Account Overview *continued*

### MESSAGES AND ALERTS

Customers wishing to learn more about their investment professional can contact the FINRA BrokerCheck Hotline Number at 1-800-289-9999 or visit the FINRA Regulation website [www.finra.org](http://www.finra.org). Customers can also obtain an investor brochure that includes information describing the FINRA BrokerCheck program by contacting Brokerage Operations 1-888-889-1025.

Customers wishing to learn more about how an order is routed or executed should notify their investment professional in writing. Pursuant to SEC rules, customers can request details on the identity of the venue to which their orders were routed for execution. A written report will be furnished upon request. To learn more about how your order is routed online, please visit <https://www.53.com/investments>.

Please note that the FDIC insured deposit at Fifth Third Bank under the Fifth Third BD Program is not covered by SIPC. The FDIC insured deposit is eligible for FDIC insurance subject to FDIC coverage limits at the time funds are deposited at Fifth Third Bank. As referenced in the Fifth Third BD Program disclosure document, clients are responsible for monitoring their total assets at Fifth Third Bank to determine the extent of available FDIC coverage.

Fifth Third Securities reminds you to please promptly report any inaccuracies or discrepancies in your account to Brokerage Operations by calling 1-888-889-1025. Please reconfirm any oral communications in writing to your investment professional to further protect your rights under the Securities Investor Protection Act SIPC. Visit [53.com/FTSdisclosure](http://53.com/FTSdisclosure) to find important disclosures for retail investors, which includes information on the services our firm offers, fees, costs, and conflicts of interest.

Statement for the Period October 1, 2022 to October 31, 2022

MEDINA CITY SCHOOLS - Corporation  
Account Number: [REDACTED]



## Holdings

NFS-provided cost basis, realized gain (loss) and holding period information may not reflect all adjustments necessary for tax purposes. Please refer to Footnotes and Cost Basis Information at the end of this statement for more information.

For additional information regarding your holdings, please refer to the footnotes at the end of the statement.

**Client Investment** - Reflects the amount from share purchases, transfers and conversions that have customer or third party provided cost basis. The amount does not reflect all account activity, including, but not limited to shares acquired via certain corporate actions, gifted/inherited, date of death step-up, or dividend reinvestments. The amount may fluctuate over time based on activity within the account due to buying, transferring or converting additional shares or selling all or part of a security. Transfers or conversions that do not have cost basis will not be reflected in the Client Investment amount. The reflected Client Investment amount does not represent your cost basis reported on IRS Form 1099-B, as it is a separate calculation.

### CASH AND CASH EQUIVALENTS - 0.47% of Total Account Value

Description	Symbol/Cusip Account Type	Quantity	Price on 10/31/22	Current Market Value	Estimated Annual Income
<b>Money Markets</b>					
FEDERATED HERMES GOVT OBLIGATIONS IS 7 DAY YIELD 2.89%	GOIXX CASH	43,279.7	\$1.00	\$43,279.70	
Dividend Option Cash					
Capital Gain Option Cash					
<b>Total Cash and Cash Equivalents</b>				<b>\$43,279.70</b>	

Fifth Third Securities, Inc.

MN\_CEBNBKPPBLLMJR\_BBBBB 20221031

Account carried with National Financial Services LLC, Member  
NYSE, SIPC

Statement for the Period October 1, 2022 to October 31, 2022

MEDINA CITY SCHOOLS - Corporation  
Account Number: [REDACTED]



**HOLDINGS > FIXED INCOME - 99.53% of Total Account Value**

**ALERT:** You have a fixed income position due to mature within the next 90 days.

For an explanation of fixed income pricing, please see the last page. Redemption schedule(s), bond rating(s), and other information are provided where available. If information does not appear regarding a particular investment, it is not available. The ratings on this statement are provided by Standard & Poor's and/or Moody's to rate the quality based on the respective rating agency's assessment. Ratings information from Standard & Poor's ("S&P") may not be reproduced. S&P credit ratings are statements of opinion and are not statements of fact or recommendations to purchase, hold, or sell securities, nor do they address the suitability of securities for investment purposes, and should not be relied on as investment advice. S&P does not guarantee the accuracy, completeness, timeliness or availability of any information, including ratings, and is not responsible for errors or omissions (negligent or otherwise). S&P gives no express or implied warranties, including but not limited to any warranties of merchantability or fitness for a particular purpose or use. S&P shall not be liable for any direct, indirect, incidental, exemplary, compensatory, punitive, special or consequential damages, costs, expenses, legal fees, or losses (including lost income or profits and opportunity costs) in connection with any use of ratings.

Description	Symbol/Cusip Account Type	Quantity	Estimated Price on 10/31/22	Estimated Current Market Value	Estimated Annual Income	Original/Adjusted Cost Basis	Unrealized Gain (Loss)
<b>CDs</b>							
Certificates of Deposit (CDs), including Market Indexed CDs and Market Linked CDs (collectively, MCDs) are generally shown at estimated market prices based upon a matrix or model pricing method that may not represent the actual price if sold prior to maturity. However, CDs and MCDs may be shown at face value for up to seven calendar days from date of issue if estimated market prices have not been received from a third party pricing vendor. The actual value of CDs and MCDs may be different from their purchase price. CDs and MCDs are subject to interest rate risk. The estimated market price reflected for MCDs may not be based on the actual closing value of the linked market index on the final maturity date and the market value of MCDs may not correspond directly to increases or decreases in the underlying linked market index. You may sell CDs or MCDs in the secondary market subject to market conditions. The secondary market for CDs and MCDs is generally illiquid. If sold prior to maturity, the value of MCDs may be less than the purchase amount or face value. The sale or redemption of any fixed income security prior to maturity may result in a substantial gain or loss, and an early withdrawal penalty may apply. Certain MCDs may only be redeemed on pre-specified liquidation dates and may have call features that allow the issuer to call the MCD prior to maturity. Certain Step Rate CDs are also subject to reinvestment risk if call provisions are exercised by the issuer and if a CD with a comparable rate is not available.							
See sales materials or contact your broker/dealer for additional information.							
<b>WELLS FARGO NATL BK WEST LAS V CD</b> 1.85000% 12/30/2022 FDIC INSURED CPN PMT MONTHLY Next Interest Payable: 11/30/22 Estimated Yield 1.85% Accrued Interest \$24.84 Average Unit Cost \$1.00 Client Investment \$245,000.00 Adjusted Cost Basis	949495AF2 CASH	245,000	\$0.99737	\$244,355.65	\$4,532.50	\$245,000.00	
<b>EVERGREEN BK GROUP ILL CD 1.05000%</b> 04/17/2023 FDIC INSURED CPN PMT MONTHLY Next Interest Payable: 11/15/22 Estimated Yield 1.06% Accrued Interest \$112.48 Average Unit Cost \$1.00 Client Investment \$230,000.00 Adjusted Cost Basis	300185JK2 CASH	230,000	\$0.98618	\$226,821.40	\$2,415.00	\$230,000.00	
<b>FIRST SOURCE BK SOUTH BEND IND CD</b> 1.35000% 08/03/2023 FDIC INSURED	33646CMB7 CASH	217,000	\$0.97708	\$212,026.36	\$2,929.50	\$217,000.00	
						\$245,000.00 D	(\$644.35)
						\$230,000.00 D	(\$3,178.60)

Fifth Third Securities, Inc.

Account carried with National Financial Services LLC, Member  
NYSE, SIPC

MN\_CEBNBKPPBLLMJR\_BBBBB 20221031

Statement for the Period October 1, 2022 to October 31, 2022

MEDINA CITY SCHOOLS - Corporation  
Account Number: [REDACTED]



**HOLDINGS > FIXED INCOME** *continued*

Description	Symbol/Cusip Account Type	Quantity	Estimated Price on 10/31/22	Estimated Current Market Value	Estimated Annual Income	Original/Adjusted Cost Basis	Unrealized Gain (Loss)
<b>FIRST SOURCE BK SOUTH BEND IND CD</b> CPN PMT SEMI-ANNUAL ON OCT 03, APR 03 Next Interest Payable: 04/03/23 Estimated Yield 1.38% Accrued Interest \$232.75 Average Unit Cost \$1.00 Client Investment \$217,000.00 Adjusted Cost Basis	33646CMB7	<i>continued</i>				\$217,000.00 D	(\$4,973.64)
<b>NEW YORK COMMUNITY BANK CD 0.30000%</b> 12/11/2023 FDIC INSURED CPN PMT SEMI-ANNUAL ON JUN 11, DEC 11 Next Interest Payable: 12/11/22 Estimated Yield 0.31% Accrued Interest \$292.66 Average Unit Cost \$1.00 Client Investment \$249,000.00 Adjusted Cost Basis	649447UH0 CASH	249,000	\$0.95424	\$237,605.76	\$747.00	\$249,000.00	
<b>MORGAN STANLEY BK N A CD 0.35000%</b> 01/08/2024 FDIC INSURED CPN PMT QUARTERLY ON OCT 08, JAN 08, APR 08, JUL 08 Next Interest Payable: 01/08/23 STEP COUPON RESET FREQUENCY TERM MODE NEXT RESET 07/08/2023 @ 0.50000 Estimated Yield 0.36% Accrued Interest \$54.92 Average Unit Cost \$1.00 Client Investment \$249,000.00 Adjusted Cost Basis	61765QQ28 CASH	249,000	\$0.952	\$237,048.00	\$871.50	\$249,000.00 D	(\$11,394.24)
<b>CFBANK FAIRLAWN OH CD 2.80000%</b> 03/15/2024 FDIC INSURED CPN PMT MONTHLY Next Interest Payable: 11/15/22 Estimated Yield 2.86% Accrued Interest \$306.47	15721UCY3 CASH	235,000	\$0.97597	\$229,352.95	\$6,580.00	\$235,000.00	

Fifth Third Securities, Inc.

Account carried with National Financial Services LLC, Member  
NYSE, SIPC

MN\_CEBNBKPPBLLMJR\_BBBBB 20221031

Statement for the Period October 1, 2022 to October 31, 2022

MEDINA CITY SCHOOLS - Corporation  
Account Number: [REDACTED]



**HOLDINGS > FIXED INCOME** *continued*

Description	Symbol/Cusip Account Type	Quantity	Estimated Price on 10/31/22	Estimated Current Market Value	Estimated Annual Income	Original/Adjusted Cost Basis	Unrealized Gain (Loss)
<b>CFBANK FAIRLAWN OH CD 2.80000%</b>	15721UCY3	<i>continued</i>					
Average Unit Cost \$1.00							
Client Investment \$235,000.00							
Adjusted Cost Basis						\$235,000.00 D	(\$5,647.05)
<b>FIRST ST BK BUXTON ND CD 2.40000%</b>	31860PAL2	245,000	\$0.96581	\$236,623.45	\$5,880.00	\$245,000.00	
05/30/2024 FDIC INSURED	CASH						
CPN PMT MONTHLY							
Next Interest Payable: 11/30/22							
Estimated Yield 2.48%							
Accrued Interest \$32.22							
Average Unit Cost \$1.00							
Client Investment \$245,000.00							
Adjusted Cost Basis						\$245,000.00 D	(\$8,376.55)
<b>STATE BK REESEVILLE WIS CD 2.25000%</b>	856487AX1	240,000	\$0.96157	\$230,776.80	\$5,400.00	\$240,000.00	
06/28/2024 FDIC INSURED	CASH						
CPN PMT MONTHLY							
Next Interest Payable: 11/28/22							
Estimated Yield 2.34%							
Accrued Interest \$59.18							
Average Unit Cost \$1.00							
Client Investment \$240,000.00							
Adjusted Cost Basis						\$240,000.00 D	(\$9,223.20)
<b>RAYMOND JAMES BK NATL ASSN CD 2.00000%</b>	75472RAE1	245,000	\$0.95364	\$233,641.80	\$4,900.00	\$245,000.00	
08/23/2024 FDIC INSURED	CASH						
CPN PMT SEMI-ANNUAL							
ON FEB 23, AUG 23							
Next Interest Payable: 02/23/23							
Estimated Yield 2.09%							
Accrued Interest \$939.73							
Average Unit Cost \$1.00							
Client Investment \$245,000.00							
Adjusted Cost Basis						\$245,000.00 D	(\$11,358.20)
<b>Total CDs</b>		<b>2,155,000</b>		<b>\$2,088,252.17</b>	<b>\$34,255.50</b>	<b>\$2,155,000.00</b>	<b>(\$66,747.83)</b>
<b>Municipal Bonds</b>							
<b>WASHINGTON OHIO LOC SCH DIST LUCAS CNTY</b>	939483FMO	775,000	\$100.143	\$776,108.25	\$38,750.00	\$835,054.75	
05.00000% 12/01/2022 FACS CONSTR IMPT GO	CASH						

Fifth Third Securities, Inc.

Account carried with National Financial Services LLC, Member  
NYSE, SIPC

MN\_CEBNBKPPBLLMJR\_BBBBB 20221031

Statement for the Period October 1, 2022 to October 31, 2022

MEDINA CITY SCHOOLS - Corporation  
Account Number: [REDACTED]



HOLDINGS > FIXED INCOME *continued*

Description	Symbol/Cusip Account Type	Quantity	Estimated Price on 10/31/22	Estimated Current Market Value	Estimated Annual Income	Original/Adjusted Cost Basis	Unrealized Gain (Loss)
WASHINGTON OHIO LOC SCH DIST LUCAS CNTY	939483FM0	<i>continued</i>					
UNLTD TAX BDS SER. 2020 A							
OH SCH DST CR ENH PG							
UNLIMITED GEN OBLIG							
MOODY'S Aa2							
CPN PMT SEMI-ANNUAL							
ON DEC 01, JUN 01							
Next Interest Payable: 12/01/22							
Accrued Interest \$16145.83							
Average Unit Cost \$100.25							
Client Investment \$835,054.75							
Adjusted Cost Basis						\$776,916.30	D (\$808.05)
YTD Amortized Premium	\$11,383.78 E						
COLUMBUS OHIO ST CMNTY COLLEGE 00.56700%	19954VAJ6	460,000	\$91.858	\$422,546.80	\$2,608.20	\$453,645.40	
12/01/2024 TAXABLE FACS CONSTR IMPT GO	CASH						
UNLTD TAX BDS SER. 2020 B							
UNLIMITED GEN OBLIG							
MOODY'S Aa1 /S&P AA							
CPN PMT SEMI-ANNUAL							
ON JUN 01, DEC 01							
Next Interest Payable: 12/01/22							
Accrued Interest \$1086.75							
Average Unit Cost \$98.62							
Client Investment \$453,645.40							
Adjusted Cost Basis						\$453,645.40	D (\$31,098.60)
Unrealized Market Discount Income	\$1,505.46 Q						
CENTERVILLE OHIO CITY SCH DIST 00.81900%	152239JX8	250,000	\$88.589	\$221,472.50	\$2,047.50	\$250,772.50	
12/01/2025 TAXABLE UNLTD TAX GO IMPT REF	CASH						
BDS SER. 2020							
UNLIMITED GEN OBLIG							
MOODY'S Aa1							
CPN PMT SEMI-ANNUAL							
ON DEC 01, JUN 01							
Next Interest Payable: 12/01/22							
Accrued Interest \$853.13							
Average Unit Cost \$100.21							
Client Investment \$250,772.50							
Adjusted Cost Basis						\$250,524.43	D (\$29,051.93)
YTD Amortized Premium	\$83.66 E						

Fifth Third Securities, Inc.

Account carried with National Financial Services LLC. Member  
NYSE, SIPC

MN \_CEBNBKPBBLLMJR\_BBBBB 20221031

Statement for the Period October 1, 2022 to October 31, 2022

MEDINA CITY SCHOOLS - Corporation  
Account Number: [REDACTED]



**HOLDINGS > FIXED INCOME** *continued*

Description	Symbol/Cusip Account Type	Quantity	Estimated Price on 10/31/22	Estimated Current Market Value	Estimated Annual Income	Original/Adjusted Cost Basis	Unrealized Gain (Loss)
<b>FRANKLIN CNTY OHIO TAXABLE GO LTD TAX</b> 00.85000% 06/01/2026 VAR PURP REF BDS SER. 2021 B LIMITED GEN OBLIG MOODY'S Aaa /S&P AAA CPN PMT SEMI-ANNUAL ON DEC 01, JUN 01 Next Interest Payable: 12/01/22 Accrued Interest \$4958.33 Average Unit Cost \$100.00 Client Investment \$1,400,000.00 Adjusted Cost Basis	3531727W3 CASH	1,400,000	\$87.11	\$1,219,540.00	\$11,900.00	\$1,400,000.00	
<b>Total Municipal Bonds</b>		<b>2,885,000</b>		<b>\$2,639,667.55</b>	<b>\$55,305.70</b>	<b>\$2,881,086.13</b>	<b>(\$241,418.58)</b>
<b>U.S. Treasury / Agency Securities</b>							
<b>FEDERAL NATL MTG ASSN NOTE 0.42000%</b> 11/18/2024 MOODY'S Aaa /S&P AA+ CPN PMT SEMI-ANNUAL ON MAY 18, NOV 18 Next Interest Payable: 11/18/22 CALLABLE ON 11/18/2022 @ 100.0000 Accrued Interest \$522.96 Average Unit Cost \$99.94 Client Investment \$274,835.00 Adjusted Cost Basis	3135G06E8 CASH	275,000	\$91.492	\$251,603.00	\$1,155.00	\$274,835.00	
<b>FEDERAL HOME LOAN BA SER HR-9025</b> 1.15000% 02/18/2025 MOODY'S Aaa /S&P AA+ CPN PMT SEMI-ANNUAL ON AUG 18, FEB 18 Next Interest Payable: 02/18/23 CALLABLE ON 11/18/2022 @ 100.0000 STEP COUPON RESET FREQUENCY TERM MODE NEXT RESET 08/18/2023 @ 2.15000 Accrued Interest \$2331.94 Average Unit Cost \$99.42 Client Investment \$994,230.00	3130AQRN5 CASH	1,000,000	\$93.357	\$933,570.00	\$11,500.00	\$994,230.00	

Fifth Third Securities, Inc.

Account carried with National Financial Services LLC, Member  
NYSE, SIPC

MN\_CEBNBKPPBLLMJR\_BBBBB 20221031



Statement for the Period October 1, 2022 to October 31, 2022

MEDINA CITY SCHOOLS - Corporation  
Account Number: [REDACTED]



HOLDINGS > FIXED INCOME *continued*

Description	Symbol/Cusip Account Type	Quantity	Estimated Price on 10/31/22	Estimated Current Market Value	Estimated Annual Income	Original/Adjusted Cost Basis	Unrealized Gain (Loss)
<b>FEDERAL HOME LOAN BA SER HR-9025</b> <i>continued</i>	3130AQRN5						
Adjusted Cost Basis						\$994,230.00 D	(\$60,660.00)
<b>FEDERAL FARM CR BKS BOND 0.53000%</b> 07/29/2025 MOODY'S Aaa /S&P AA+ CPN PMT SEMI-ANNUAL ON JAN 29, JUL 29 Next Interest Payable: 01/29/23 CONTINUOUSLY CALLABLE FROM 10/29/2021 CALLABLE ON 11/04/2022 @ 100.0000 Accrued Interest \$1354.44 Average Unit Cost \$99.85 Client Investment \$998,500.00 Adjusted Cost Basis	3133EMFC1 CASH	1,000,000	\$89.232	\$892,320.00	\$5,300.00	\$998,500.00	
						\$998,500.00 D	(\$106,180.00)
<b>FEDERAL FARM CR BKS BOND 0.61000%</b> 08/25/2025 MOODY'S Aaa /S&P AA+ CPN PMT SEMI-ANNUAL ON FEB 25, AUG 25 Next Interest Payable: 02/25/23 CONTINUOUSLY CALLABLE FROM 02/25/2021 CALLABLE ON 11/04/2022 @ 100.0000 Accrued Interest \$1118.33 Average Unit Cost \$100.00 Client Investment \$1,000,000.00 Adjusted Cost Basis	3133EL4W1 CASH	1,000,000	\$89.191	\$891,910.00	\$6,100.00	\$1,000,000.00	
						\$1,000,000.00 D	(\$108,090.00)
<b>FEDERAL HOME LOAN BA SER L7-2026</b> 0.50000% 04/14/2026 MOODY'S Aaa /S&P AA+ CPN PMT SEMI-ANNUAL ON OCT 14, APR 14 Next Interest Payable: 04/14/23 CALLABLE ON 01/14/2023 @ 100.0000 STEP COUPON RESET FREQUENCY TERM MODE NEXT RESET 04/14/2023 Accrued Interest \$236.11 Average Unit Cost \$100.00	3130ALVT8 CASH	1,000,000	\$89.328	\$893,280.00	\$5,000.00	\$1,000,000.00	

Fifth Third Securities, Inc.

Account carried with National Financial Services LLC, Member  
NYSE, SIPC

MN\_CEBNBKPPBLLMJR\_BBBB 20221031

Statement for the Period October 1, 2022 to October 31, 2022

MEDINA CITY SCHOOLS - Corporation  
Account Number: [REDACTED]



**HOLDINGS > FIXED INCOME** *continued*

Description	Symbol/Cusip Account Type	Quantity	Estimated Price on 10/31/22	Estimated Current Market Value	Estimated Annual Income	Original/Adjusted Cost Basis	Unrealized Gain (Loss)
<b>FEDERAL HOME LOAN BA SER L7-2026</b>	3130ALVT8	<i>continued</i>					
Client Investment						\$1,000,000.00	
Adjusted Cost Basis							(\$106,720.00)
<b>FEDERAL HOME LOAN BA SER TX-9026</b>	3130ANZM5	700,000	\$87.564	\$612,948.00	\$4,900.00	\$698,999.00	
0.70000% 09/30/2026	CASH						
MOODY'S Aaa /S&P AA+							
CPN PMT SEMI-ANNUAL							
ON MAR 30, SEP 30							
Next Interest Payable: 03/30/23							
CALLABLE ON 12/30/2022 @ 100.0000							
STEP COUPON							
RESET FREQUENCY TERM MODE							
NEXT RESET 03/30/2023 @ 0.75000							
Accrued Interest \$408.33							
Average Unit Cost \$99.86							
Client Investment \$698,999.00							
Adjusted Cost Basis						\$698,999.00	(\$86,051.00)
<b>Total U.S. Treasury / Agency Securities</b>		<b>4,975,000</b>		<b>\$4,475,631.00</b>	<b>\$33,955.00</b>	<b>\$4,966,564.00</b>	<b>(\$490,933.00)</b>
<b>Total Fixed Income</b>		<b>10,015,000</b>		<b>\$9,203,550.72</b>	<b>\$123,516.20</b>	<b>\$10,002,650.13</b>	<b>(\$799,099.41)</b>
<b>Total Fixed Income Client Investment</b>	<b>\$10,061,036.65</b>						
<b>Total Securities</b>				<b>\$9,203,550.72</b>	<b>\$123,516.20</b>	<b>\$10,002,650.13</b>	<b>(\$799,099.41)</b>
<b>TOTAL PORTFOLIO VALUE</b>				<b>\$9,246,830.42</b>	<b>\$123,516.20</b>	<b>\$10,002,650.13</b>	<b>(\$799,099.41)</b>
<b>TOTAL CLIENT INVESTMENT</b>	<b>\$10,061,036.65</b>						

Fifth Third Securities, Inc.

MN\_CEBNBKPPBLLMJR\_BBBBB 20221031

Account carried with National Financial Services LLC, Member  
NYSE, SIPC

Statement for the Period October 1, 2022 to October 31, 2022

MEDINA CITY SCHOOLS - Corporation

Account Number: [REDACTED]



## Activity

NFS-provided cost basis, realized gain (loss) and holding period information may not reflect all adjustments necessary for tax purposes. Please refer to Footnotes and Cost Basis Information at the end of this statement for more information.

### CORE FUND ACTIVITY

For more information about the operation of your core account, please refer to your Customer Agreement.

Settlement Date	Account Type	Transaction	Description	Quantity	Amount
10/03/22	CASH	YOU BOUGHT	FEDERATED HERMES GOVT OBLIGATIONS IS @ 1	1,552.85	(\$1,552.85)
10/11/22	CASH	YOU BOUGHT	FEDERATED HERMES GOVT OBLIGATIONS IS @ 1	219.67	(\$219.67)
10/14/22	CASH	YOU BOUGHT	FEDERATED HERMES GOVT OBLIGATIONS IS @ 1	2,500	(\$2,500.00)
10/17/22	CASH	YOU BOUGHT	FEDERATED HERMES GOVT OBLIGATIONS IS @ 1	739.31	(\$739.31)
10/28/22	CASH	YOU BOUGHT	FEDERATED HERMES GOVT OBLIGATIONS IS @ 1	443.84	(\$443.84)
10/31/22	CASH	YOU SOLD	FEDERATED HERMES GOVT OBLIGATIONS IS @ 1	(\$,455.67)	\$5,455.67
<b>TOTAL CORE FUND ACTIVITY</b>					<b>\$0.00</b>

### ACTIVITY > ADDITIONS AND WITHDRAWALS > OTHER ADDITIONS AND WITHDRAWALS

Date	Account Type	Transaction	Description	Quantity	Amount
<b>Other Additions and Withdrawals</b>					
10/31/22	CASH	WIRE TRANS TO BANK	WD67676582 THE HUNTINGTON NATIONAL BANK [REDACTED]		(\$6,311.49)
<b>Total Other Additions and Withdrawals</b>					<b>(\$6,311.49)</b>

Fifth Third Securities, Inc.

MN\_CEBNBKPPBLLMJR\_BBBBB 20221031

Account carried with National Financial Services LLC. Member  
NYSE, SIPC

Statement for the Period October 1, 2022 to October 31, 2022

MEDINA CITY SCHOOLS - Corporation  
Account Number: [REDACTED]



ACTIVITY *continued*

	Amount
<b>TOTAL ADDITIONS AND WITHDRAWALS</b>	<b>(\$6,311.49)</b>

ACTIVITY > INCOME > TAXABLE INCOME

Settlement Date	Account Type	Transaction	Description	Quantity	Amount
<b>Taxable Dividends</b>					
09/30/22	CASH	DIVIDEND RECEIVED	FEDERATED HERMES GOVT OBLIGATIONS IS DIVIDEND RECEIVED		\$84.09
<b>Total Taxable Dividends</b>					<b>\$84.09</b>
<b>Taxable Interest</b>					
10/03/22	CASH	INTEREST	FIRST SOURCE BK SOUTH BEND IND CD 1.35000% 08/03/2023		\$1,468.76
10/11/22	CASH	INTEREST	MORGAN STANLEY BK N A CD 0.35000% 01/08/2024		\$219.67
10/14/22	CASH	INTEREST	FEDERAL HOME LOAN BA SER L7-2026 0.50000% 04/14/2026		\$2,500.00
10/15/22	CASH	INTEREST	CFBANK FAIRLAWN OH CD 2.80000% 03/15/2024		\$540.82
10/15/22	CASH	INTEREST	EVERGREEN BK GROUP ILL CD 1.05000% 04/17/2023		\$198.49
10/28/22	CASH	INTEREST	STATE BK REESEVILLE WIS CD 2.25000% 06/28/2024		\$443.84
10/30/22	CASH	INTEREST	FIRST ST BK BUXTON ND CD 2.40000% 05/30/2024		\$483.29
10/30/22	CASH	INTEREST	WELLS FARGO NATL BK WEST LAS V CD 1.85000% 12/30/2022		\$372.53
<b>Total Taxable Interest</b>					<b>\$6,227.40</b>
<b>Total Taxable Income</b>					<b>\$6,311.49</b>

Fifth Third Securities, Inc.

MN\_CEBNBKPPBLLMJR\_BBBBB 20221031

Account carried with National Financial Services LLC, Member NYSE, SIPC

**Brokerage**  
Account Statement

October 1, 2022 - October 31, 2022

Account Number: [REDACTED]

MEDINA CITY SCHOOLS  
739 WEYMOUTH RD  
MEDINA OH 44256-2037**Portfolio at a Glance**

	This Period
<b>BEGINNING ACCOUNT VALUE</b>	<b>\$15,325,669.66</b>
Deposits (Cash & Securities)	248,000.00
Withdrawals (Cash & Securities)	-266,832.76
Dividends, Interest and Other Income	22,227.89
<b>Net Change in Portfolio<sup>1</sup></b>	<b>-51,449.65</b>
<b>ENDING ACCOUNT VALUE</b>	<b>\$15,277,615.14</b>
Estimated Annual Income	\$224,545.00

<sup>1</sup> Net Change in Portfolio is the difference between the ending account value and beginning account value after activity.**Asset Summary**

Percent	Asset Type	Last Period	This Period
1%	Cash, Money Funds, and Bank Deposits	8,126.57	11,521.70
99%	Fixed Income	15,317,543.09	15,266,093.44
100%	<b>Account Total</b>	<b>\$15,325,669.66</b>	<b>\$15,277,615.14</b>

Please review your allocation periodically with your Account Executive.

**Client Service Information**Your Account Executive: ATT  
ANDREW CARDINALIContact Information  
E-Mail: customerservice@mbssecurities.comClient Service Information  
Service Hours: Weekdays 09:00 a.m. - 05:00 p.m. (EST)  
Client Service Telephone Number: (800) 967-9045  
Web Site: WWW.MBSSECURITIES.COM

## Your Account Information

### INVESTMENT OBJECTIVE

Investment Objective: NONE SPECIFIED

Please discuss your investment objective with your Account Executive.

### TAX LOT DEFAULT DISPOSITION METHOD

Default Method for Mutual Funds: First In First Out

Default Method for Stocks in a Dividend Reinvestment Plan: First In First Out

Default Method for all Other Securities: First In First Out

### BOND AMORTIZATION ELECTIONS

Amortize premium on taxable bonds based on Constant Yield Method: Yes

Accrual market discount method for all other bond types: Constant Yield Method

Include market discount in income annually: No

### ELECTRONIC DELIVERY

Your electronic delivery selections for account communications are listed below:

#### Electronic Delivery

Enrollment	Communication
<input checked="" type="checkbox"/>	Statements and Reports
<input checked="" type="checkbox"/>	Trade Confirmations
<input checked="" type="checkbox"/>	Tax Documents
<input checked="" type="checkbox"/>	Notifications
<input checked="" type="checkbox"/>	Prospectus
<input checked="" type="checkbox"/>	Proxy/Shareholder Communications

You have not enrolled any of the above documents for electronic delivery. Please log in to your account or contact your Account Executive to make any changes to your electronic delivery preferences.

## Income and Expense Summary

	Current Period		Year-to-Date	
	Taxable	Non Taxable	Taxable	Non Taxable
<b>Interest Income</b>				
Bond Interest	22,227.89	0.00	63,250.93	0.00
Other Interest	0.00	0.00	44,189.64	0.00
<b>Total Income</b>	<b>\$22,227.89</b>	<b>\$0.00</b>	<b>\$107,440.57</b>	<b>\$0.00</b>

## Accrued Interest Summary

	Current Period		Year-to-Date	
	Taxable	Non Taxable	Taxable	Non Taxable
<b>Accrued Interest Paid</b>				
Certificates of Deposit	0.00	0.00	-185.15	0.00
<b>Total Accrued Interest Paid</b>	<b>\$0.00</b>	<b>\$0.00</b>	<b>-\$185.15</b>	<b>\$0.00</b>



October 1, 2022 - October 31, 2022  
MEDINA CITY SCHOOLS

**Portfolio Holdings**

Description	Quantity	Opening Balance	Closing Balance	Accrued Income	30-Day Yield
CASH, MONEY FUNDS AND BANK DEPOSITS 1.00% of Portfolio					
Cash Balance		8,126.57	11,521.70		
TOTAL CASH, MONEY FUNDS AND BANK DEPOSITS		\$8,126.57	\$11,521.70	\$0.00	

Description	Quantity	Market Price	Market Value	Accrued Interest	Estimated Annual Income	Estimated Yield
FIXED INCOME 99.00% of Portfolio (In Maturity Date Sequence)						
Certificates of Deposit						
SALLIE MAE BK SALT LAKE CITY UT CTF DEP 2.650% 01/31/23 DTD 01/31/18 ACT/365 1ST CPN DTE 07/31/18 Security Identifier: 795450J71	246,000.0000	99.7180	245,306.28	1,643.15	6,519.00	2.65%
EAGLEBANK BETHESDA MD CTF DEP 1.650% 03/06/23 DTD 03/06/20 ACT/365 1ST CPN DTE 04/06/20 Security Identifier: 27002YEV4	248,000.0000	99.2250	246,078.00	280.27	4,092.00	1.66%
LIVE OAK BKG CO WILMINGTON N C CTF DEP 1.550% 03/06/23 DTD 03/06/20 ACT/365 Security Identifier: 538036JZ8	100,000.0000	99.1900	99,190.00	127.40	1,550.00	1.56%
BANKUNITED NATL ASSN MIAMI LAKES FL CTF DEP 0.250% 03/20/23 B/E DTD 03/19/21 ACT/365 Security Identifier: 066519QQ5	248,000.0000	98.5770	244,470.96	20.38	620.00	0.25%
MAINSTREET BK FAIRFAX VA CTF DEP ACT/365 0.200% 03/29/23 B/E DTD 03/29/21 ACT/365 Security Identifier: 56065GAL2	248,000.0000	98.4500	244,156.00	2.72	496.00	0.20%
AMERICAN EXPRESS NATL BK BROKERED INTL CTF DEP PROGRAM INSTL CTF DEP 1.450% 03/31/23 B/E DTD 03/31/20 Security Identifier: 02589AB50	248,000.0000	98.9500	245,396.00	305.41	3,596.00	1.46%
BANK LEUMI USA NEW YORK N Y CTF DEP 1.450% 03/31/23 B/E DTD 03/31/20 ACT/365 1ST CPN DTE 09/30/20 Security Identifier: 063248KR8	248,000.0000	98.9500	245,396.00	305.41	3,596.00	1.46%
NORTHSTAR BK BAD AXE MICH CTF DEP 1.150% 03/31/23 B/E DTD 03/31/20 ACT/365 1ST CPN DTE 04/30/20 Security Identifier: 66704MEQ0	248,000.0000	98.8280	245,093.44	0.00	2,852.00	1.16%
WEBBANK SALT LAKE CITY UTAH CTF DEP 0.200% 05/01/23 B/E DTD 04/30/21 ACT/365 CALLABLE Security Identifier: 947547MS1	246,000.0000	98.0580	241,222.68	1.35	492.00	0.20%

## Portfolio Holdings (continued)

Description	Quantity	Market Price	Market Value	Accrued Interest	Estimated Annual Income	Estimated Yield
<b>FIXED INCOME (continued)</b>						
<b>Certificates of Deposit (continued)</b>						
M Y SAFRA BK FSB NEW YORK N Y CTF DEP 0.250% 05/26/23 B/E DTD 11/27/20 ACT/365 CALLABLE 11/27/22 Security Identifier: 55406JBL5	248,000.0000	97.7760	242,484.48	266.68	620.00	0.25%
HINGHAM INSTN SVGS MASS CTF DEP 0.200% 06/28/23 B/E DTD 06/28/21 ACT/365 1ST CPN DTE 12/28/21 Security Identifier: 433323EA6	248,000.0000	97.3450	241,415.60	169.86	496.00	0.20%
WEX BK MIDVALE UTAH CTF DEP 0.250% 06/30/23 B/E DTD 06/30/21 ACT/365 1ST CPN DTE 12/30/21 Security Identifier: 92937CKM9	248,000.0000	97.3510	241,430.48	208.93	620.00	0.25%
INDUSTRIAL & COML BK CHINA USA NATL ASSN N Y 0.250% 07/21/23 B/E DTD 07/22/21 ACT/365 Security Identifier: 45581ECL3	246,000.0000	97.0520	238,747.92	170.18	615.00	0.25%
GOLDMAN SACHS BK USA NEW YORK CTF DEP 0.250% 08/07/23 DTD 05/05/21 ACT/365 CALLABLE 11/05/22 Security Identifier: 38149MWB5	246,000.0000	96.8440	238,236.24	43.81	615.00	0.25%
LIVE OAK BKG CO WILMINGTON N C CTF DEP 1.600% 09/06/23 DTD 03/06/20 ACT/365 Security Identifier: 538036KB9	147,000.0000	97.6120	143,489.64	193.32	2,352.00	1.63%
SYNCHRONY BK RETAIL CTF DEP FIDELITY INSTL CTF DEP 0.350% 09/11/23 DTD 09/10/21 ACT/365 Security Identifier: 87165FZV9	248,000.0000	96.5420	239,424.16	121.28	868.00	0.36%
BANK HAPOALIM B M NEW YORK BRH CTF DEP 0.300% 09/14/23 B/E DTD 09/14/20 ACT/365 1ST CPN DTE 03/14/21 Security Identifier: 06251A2E9	246,000.0000	96.4640	237,301.44	95.03	738.00	0.31%
JPMORGAN CHASE BK NA COLUMBUS OHIO CTF DEP 1.400% 09/29/23 B/E DTD 03/31/22 ACT/365 Security Identifier: 48128WMR3	248,000.0000	97.2220	241,110.56	294.88	3,472.00	1.44%
MORGAN STANLEY BK N A MKT LKD INSTL CTF DEP PROGRAM 1.400% 09/29/23 B/E DTD 03/31/22 ACT/365 Security Identifier: 61773TDC4	248,000.0000	97.2550	241,192.40	304.39	3,472.00	1.43%
BANKWEST INC PIERRE S D CTF DEP 1.250% 10/24/23 B/E DTD 04/24/20 ACT/365 1ST CPN DTE 05/15/20 Security Identifier: 06652CHH7	248,000.0000	96.8500	240,188.00	135.89	3,100.00	1.29%
NEW YORK CMNTY BK WESTBURY NEW YORK CTF DEP 0.300% 11/09/23 B/E DTD 11/09/20 ACT/365 Security Identifier: 649447UE7	248,000.0000	95.7960	237,574.08	356.71	744.00	0.31%
UBS BK USA SALT LAKE CITY UT CTF DEP 2.550% 12/18/23 B/E DTD 06/16/22 ACT/365 1ST CPN DTE 07/16/22 Security Identifier: 90348J3VO	248,000.0000	97.7800	242,494.40	259.89	6,324.00	2.60%





October 1, 2022 - October 31, 2022  
MEDINA CITY SCHOOLS

**Portfolio Holdings (continued)**

Description	Quantity	Market Price	Market Value	Accrued Interest	Estimated Annual Income	Estimated Yield
<b>FIXED INCOME (continued)</b>						
<b>Certificates of Deposit (continued)</b>						
BMW BK NORTH AMER SALT LAKE CITY UTAH CTF DEP 0.350% 01/16/24 DTD 07/16/21 ACT/365 Security Identifier: 05580AA95	246,000.0000	95.0620	233,852.52	252.40	861.00	0.36%
DELTA NATL BK & TR CO NEW YORK NY CTF DEP 1.200% 03/04/24 B/E DTD 03/31/20 ACT/365 Security Identifier: 24773RBN4	141,000.0000	95.5880	134,779.08	143.70	1,692.00	1.25%
THIRD FED SVGS & LN ASSN OF CLEVELAND CTF DEP 0.400% 03/15/24 B/E DTD 09/15/21 ACT/365 Security Identifier: 88413QDC9	245,000.0000	94.4560	231,417.20	123.51	980.00	0.42%
PREFERRED BK LOS ANGELES CALIF CTF DEP 1.100% 03/27/24 DTD 03/27/20 ACT/365 Security Identifier: 740367KG1	227,000.0000	95.2190	216,147.13	27.36	2,497.00	1.15%
NICOLET NATL BK GREENBAY WIS CTF DEP 4.000% 03/28/24 B/E DTD 09/28/22 ACT/365 1ST CPN DTE 10/28/22 Security Identifier: 654062KZ0	248,000.0000	99.1640	245,926.72	81.53	9,920.00	4.03%
SECURITY ST BK FARWELL TEX CTF DEP 0.400% 03/28/24 B/E DTD 03/31/21 ACT/365 CALLABLE 10/31/22 Security Identifier: 81500JBG7	248,000.0000	94.2650	233,777.20	0.00	992.00	0.42%
PACIFIC WESTN BK BEVERLY HILLS CALIF CTF DEP 1.300% 04/16/24 B/E DTD 04/16/20 ACT/365 Security Identifier: 69506YRH4	248,000.0000	95.3480	236,463.04	132.49	3,224.00	1.36%
DISCOVER BK GREENWOOD DEL CTF DEP 2.500% 04/29/24 B/E DTD 04/27/22 ACT/365 Security Identifier: 254673B62	248,000.0000	96.9490	240,433.52	67.95	6,200.00	2.57%
CENTERSTATE BK FLA NA WINTERHAVEN FL CTF DEP 1.050% 04/30/24 B/E DTD 04/30/20 ACT/365 Security Identifier: 15201QDH7	248,000.0000	94.8610	235,255.28	7.13	2,604.00	1.10%
BMO HARRIS BK NATL ASSN CHICAGO ILL CTF DEP 2.800% 06/10/24 B/E DTD 06/10/22 ACT/365 Security Identifier: 05600XFU9	248,000.0000	97.1580	240,951.84	2,720.53	6,944.00	2.88%
LINCOLN SVGS BK REINBECK IOWA CTF DEP CT/365 0.600% 06/24/24 B/E DTD 06/24/20 ACT/365 Security Identifier: 534732AV4	248,000.0000	93.5700	232,053.60	28.54	1,488.00	0.64%

**Portfolio Holdings (continued)**

Description	Quantity	Market Price	Market Value	Accrued Interest	Estimated Annual Income	Estimated Yield
<b>FIXED INCOME (continued)</b>						
<b>Certificates of Deposit (continued)</b>						
FIRST KEYSTONE CMNTY BK BERWICK PA CTF DEP 0.600% 06/28/24 B/E DTD 06/30/20 ACT/365 Security Identifier: 32065RAK1	248,000.0000	93.5250	231,942.00	4.08	1,488.00	0.64%
FLAGSTAR BK FSB TROY MICH CTF DEP 0.500% 07/17/24 B/E DTD 07/17/20 ACT/365 1ST CPN DTE 01/17/21 Security Identifier: 33847E3V7	248,000.0000	93.2000	231,136.00	360.11	1,240.00	0.53%
TOYOTA FINL SVGS BK HEND NV CTF DEP 0.600% 08/12/24 B/E DTD 08/12/21 ACT/365 1ST CPN DTE 02/12/22 Security Identifier: 89235MLG4	248,000.0000	93.0740	230,823.52	326.14	1,488.00	0.64%
PACIFIC PREMIER BK IRVINE CALIF CTF DEP 3.450% 09/09/24 B/E DTD 09/09/22 ACT/365 1ST CPN DTE 03/09/23 Security Identifier: 69478QGQ7	248,000.0000	97.8060	242,558.88	1,218.94	8,556.00	3.52%
WELLS FARGO BK N A SIOUX FALLS S D CTF DEP 4.500% 10/21/24 B/E DTD 10/21/22 ACT/365 Security Identifier: 9497632V7	248,000.0000	99.5950	246,995.60	305.75	11,160.00	4.51%
INSTITUTION FOR SVGS IN NEWBURYPORT & ITS VIC MA CTF DEP 0.700% 10/28/24 B/E DTD 10/28/21 ACT/365 Security Identifier: 45780PBBO	249,000.0000	92.3650	229,988.85	14.33	1,743.00	0.75%
MAGNOLIA BK INC KY CTF DEP 0.400% 10/30/24 B/E DTD 10/30/20 ACT/365 CALLABLE 11/30/22 Security Identifier: 559582AK7	247,000.0000	91.7720	226,676.84	2.71	988.00	0.43%
CAPITAL ONE BK USA NATL ASSN GLEN ALLEN VA CTF DEP 0.700% 11/18/24 B/E DTD 11/17/21 ACT/365 Security Identifier: 14042TDV6	246,000.0000	92.2300	226,885.80	787.87	1,722.00	0.75%
CFG CMNTY BK LUTHERVILLE MD CTF DEP 3.400% 12/31/24 B/E DTD 07/22/22 ACT/365 Security Identifier: 12527CEX6	248,000.0000	97.2890	241,276.72	2,333.24	8,432.00	3.49%
BURKE & HERBERT BK & TR CO ALEXANDRIA VA CTF DEP 3.450% 02/05/25 B/E DTD 08/05/22 ACT/365 Security Identifier: 121331AN2	248,000.0000	97.2730	241,237.04	609.47	8,556.00	3.54%
COMMERCIAL BK WEST LIBERTY KY CTF DEP 1.100% 03/17/25 DTD 03/17/20 ACT/365 CALLABLE 11/17/22 Security Identifier: 201525AC6	248,000.0000	91.8500	227,788.00	104.64	2,728.00	1.19%
SAFRA NATL BK NEW YORK CTF DEP INSTL CTF DEP 2.000% 03/24/25 B/E DTD 03/23/22 ACT/365 Security Identifier: 78658RHM6	248,000.0000	93.8800	232,822.40	516.38	4,960.00	2.13%
BEAL BK PLANO TEX CTF DEP 2.600% 04/16/25 B/E DTD 04/20/22 ACT/365 1ST CPN DTE 10/20/22 Security Identifier: 07371AN74	246,000.0000	95.0910	233,923.86	192.76	6,396.00	2.73%

October 1, 2022 - October 31, 2022  
MEDINA CITY SCHOOLS

**Portfolio Holdings (continued)**

Description	Quantity	Market Price	Market Value	Accrued Interest	Estimated Annual Income	Estimated Yield
<b>FIXED INCOME (continued)</b>						
<b>Certificates of Deposit (continued)</b>						
ALLY BK SANDY UTAH CTF DEP 2.950% 04/28/25 B/E DTD 04/28/22 ACT/365 CALLABLE 11/28/22 Security Identifier: 02007GQG1	246,000.0000	95.8580	235,810.68	59.65	7,257.00	3.07%
BARCLAYS BK DEL RETAIL CTF DEP 3A2 INSTL CTF DEP 3.050% 06/02/25 B/E DTD 06/02/22 ACT/365 Security Identifier: 06740KQS9	248,000.0000	95.9450	237,943.60	3,129.22	7,564.00	3.17%
STATE BK INDIA CHICAGO ILL CTF DEP 0.950% 07/10/25 B/E DTD 07/10/20 ACT/365 1ST CPN DTE 01/10/21 Security Identifier: 856283P26	246,000.0000	90.5220	222,684.12	723.51	2,337.00	1.04%
BANK BARODA NEW YORK BRH CTF DEP 0.650% 07/22/25 B/E DTD 07/22/20 ACT/365 1ST CPN DTE 01/22/21 Security Identifier: 06063HMT7	246,000.0000	89.6510	220,541.46	442.46	1,599.00	0.72%
GENERATIONS BK ROGERS ARK CTF DEP 3.400% 08/04/25 B/E DTD 08/03/22 ACT/365 CALLABLE 11/03/22 Security Identifier: 37149CAZ0	248,000.0000	96.5630	239,476.24	646.84	8,432.00	3.52%
CAPITAL ONE NATL ASSN MCLEAN VA CTF DEP 3.350% 08/11/25 B/E DTD 08/10/22 ACT/365 Security Identifier: 14042RTP6	248,000.0000	96.4180	239,116.64	1,866.45	8,308.00	3.47%
FIRST ST BK WINCHESTER OHIO CTF DEP 3.500% 09/16/25 B/E DTD 09/16/22 ACT/365 Security Identifier: 33650TAG5	248,000.0000	96.6860	239,781.28	356.71	8,680.00	3.61%
FIRST INTERNET BK FISHERS IND CTF DEP 4.000% 09/29/25 B/E DTD 09/28/22 ACT/365 1ST CPN DTE 10/28/22 Security Identifier: 32056GDQ0	248,000.0000	97.9940	243,025.12	81.53	9,920.00	4.08%
TEXAS EXCHANGE BK SSB CROWLEY CTF DEP 0.850% 11/14/25 B/E DTD 10/08/21 ACT/365 CALLABLE 11/08/22 Security Identifier: 88241TLZ1	248,000.0000	89.0040	220,729.92	132.83	2,108.00	0.95%
MORGAN STANLEY PRIVATE BK NATL ASSN INSTL CTF DEP PROGRAM 3.200% 11/28/25 B/E DTD 05/31/22 Security Identifier: 61768U4L8	248,000.0000	95.5770	237,030.96	65.23	7,936.00	3.34%
TIAA FSB JACKSONVILLE FLA CTF DEP 0.500% 02/12/26 B/E DTD 02/12/21 ACT/365 Security Identifier: 87270LDL4	246,000.0000	87.1510	214,391.46	269.59	1,230.00	0.57%



## Portfolio Holdings (continued)

Description	Quantity	Market Price	Market Value	Accrued Interest	Estimated Annual Income	Estimated Yield
<b>FIXED INCOME (continued)</b>						
<b>Certificates of Deposit (continued)</b>						
ROLLSTONE BK & TR FITCHBURG MASS CTF DEP 3.550% 08/23/27 B/E DTD 08/22/22 ACT/365 Security Identifier: 77579AFG6	245,000.0000	94.5070	231,542.15	1,668.01	8,697.50	3.75%
<b>Total Certificates of Deposit</b>	13,977,000.0000		\$13,388,585.03	\$25,110.53	\$218,776.50	
<b>U.S. Government Bonds</b>						
FEDERAL FARM CR BKS CONS SYSTEMWIDE BDS 0.140% 05/18/23 B/E DTD 05/18/21 CALLABLE 11/05/22 @ 100.000 Moody Rating Aaa S & P Rating AA+ Security Identifier: 3133EMZPO	495,000.0000	97.5200	482,724.00	313.78	693.00	0.14%
FEDERAL AGRIC MTG CORP MEDIUM TERM NTS FED 0.260% 09/29/23 B/E DTD 09/29/20 CALLABLE 12/29/22 Security Identifier: 31422BW97	740,000.0000	95.8440	709,245.60	171.02	1,924.00	0.27%
FEDERAL HOME LN MTG CORP MEDIUM TERM NTS FED 0.300% 12/29/23 B/E DTD 09/29/20 CALLABLE 12/29/22 Moody Rating Aaa Security Identifier: 3134GWTY2	248,000.0000	94.9640	235,510.72	252.13	744.00	0.31%
FEDERAL HOME LN BKS CONS BD 0.350% 04/23/24 B/E DTD 06/23/21 CALLABLE 12/23/22 @ 100.000 Moody Rating Aaa S & P Rating AA+ Security Identifier: 3130AMQQ8	245,000.0000	93.5010	229,077.45	304.89	857.50	0.37%
FEDERAL HOME LN MTG CORP MEDIUM TERM NTS FED 0.625% 09/15/25 B/E DTD 09/15/20 CALLABLE 09/15/23 Moody Rating Aaa Security Identifier: 3134GWB70	248,000.0000	89.0930	220,950.64	198.06	1,550.00	0.70%
<b>Total U.S. Government Bonds</b>	1,976,000.0000		\$1,877,508.41	\$1,239.88	\$5,768.50	
<b>TOTAL FIXED INCOME</b>	15,953,000.0000		\$15,266,093.44	\$26,350.41	\$224,545.00	
			<b>Market Value</b>	<b>Accrued Interest</b>	<b>Estimated Annual Income</b>	
<b>Total Portfolio Holdings</b>			\$15,277,615.14	\$26,350.41	\$224,545.00	

## Portfolio Holdings Disclosures

### Pricing

This section includes the net market value of the securities in your account on a settlement date basis, including short positions, at the close of the statement period. The market prices, unless otherwise noted, have been obtained from independent vendor services, which we believe to be reliable. In some cases the pricing vendor may provide prices quoted by a single broker or market maker. Market prices do not constitute a bid or an offer, and may differ from the actual sale price. Securities for which a price is not available are marked "N/A" and are omitted from the Total.

THE AS OF PRICE DATE ONLY APPEARS WHEN THE PRICE DATE DOES NOT EQUAL THE STATEMENT DATE.

October 1, 2022 - October 31, 2022  
MEDINA CITY SCHOOLS**Portfolio Holdings Disclosures (continued)****Estimated Annual Figures**

The estimated annual income (EAI) and estimated annual yield (EAY) figures are estimates and for informational purposes only. These figures are not considered to be a forecast or guarantee of future results. These figures are computed using information from providers believed to be reliable; however, no assurance can be made as to the accuracy. Since interest and dividend rates are subject to change at any time, and may be affected by current and future economic, political, and business conditions, they should not be relied on for making investment, trading, or tax decisions. These figures assume that the position quantities, interest and dividend rates, and prices remain constant. A capital gain or return of principal may be included in the figures for certain securities, thereby overstating them. Refer to [www.pershing.com/disclosures](http://www.pershing.com/disclosures) for specific details as to formulas used to calculate the figures. Accrued interest represents interest earned but not yet received.

**Reinvestment**

The dollar amount of Mutual Fund distributions, Money Market Fund dividend income, Bank Deposit interest income, or dividends for other securities shown on your statement may have been reinvested. You will not receive confirmation of these reinvestments. Upon written request to your financial institution, information pertaining to these transactions, including the time of execution and the name of the person from whom your security was purchased, may be obtained. In dividend reinvestment transactions, Pershing acts as your agent and receives payment for order flow.

**Option Disclosure**

Information with respect to commissions and other charges incurred in connection with the execution of option transactions has been included in confirmations previously furnished to you. A summary of this information is available to you promptly upon your written request directed to your introducing firm. In order to assist your introducing firm in maintaining current background and financial information concerning your option accounts, please promptly advise them in writing of any material change in your investment objectives or financial situation. Expiring options which are valuable are exercised automatically pursuant to the exercise by exception procedure of the Options Clearing Corporation. Additional information regarding this procedure is available upon written request to your introducing firm.

**Certificates of Deposit**

Certificates of Deposit acquired through the Certificate of Deposit Account Registry Service ("CDARS") and held in your brokerage account are subject to Securities Investor Protection Corporation (SIPC) coverage. Please see additional information about SIPC under Important Information and Disclosures on this statement.

Please be advised that the secondary market for CDs is generally illiquid; the actual value of CDs may be different from their purchase price; and a significant loss of principal could result if your CDs are sold prior to maturity. In the event that the CDs listed above do not indicate a market valuation, an accurate market value could not be determined. In the event that a price is listed above for your CDs, Pershing has obtained a price from sources deemed to be reliable or has priced your CDs using a matrix formula. Prices are estimates and the actual value you may obtain for your CD may be different if you elect to sell your CD in the secondary market.

**Foreign Currency Transactions**

Pershing will execute foreign currency transactions as principal for your account. Pershing may automatically convert foreign currency to or from U.S. dollars for dividends and similar corporate action transactions unless you instruct your financial organization otherwise. Pershing's currency conversion rate will not exceed the highest interbank conversion rate identified from customary banking sources on the conversion date or the prior business day, increased by up to 1%, unless a particular rate is required by applicable law. Your financial organization may also increase the currency conversion rate. This conversion rate may differ from rates in effect on the date you executed a transaction, incurred a charge, or received a credit. Transactions converted by agents (such as depositories) will be billed at the rates such agents use.

**Proxy Vote**

Securities not fully paid for in your margin account may be lent by Pershing to itself or others in accordance with the terms outlined in the Margin Agreement. The right to vote your shares held on margin may be reduced by the amount of shares on loan. The Proxy Voting Instruction Form sent to you may reflect a smaller number of shares entitled to vote than





## Portfolio Holdings Disclosures (continued)

### Proxy Vote (continued)

the number of shares in your margin account.

### Ratings

This statement may contain credit rating information obtained from Standard & Poor's. Reproducing and distributing any information received from Standard & Poor's is not permitted without prior written authorization from Standard & Poor's. Standard & Poor's does not guarantee the accuracy, completeness, timeliness or availability of any information. Standard & Poor's is not responsible for any errors or omissions, regardless of the cause, or for the results of using such content. Standard & Poor's makes no express or implied warranties including warranties of merchantability or fitness for a particular purpose. Standard & Poor's shall not be legally responsible for any fees, costs, expenses or losses in connection with the use of their content. Credit ratings are opinions and not statements of facts; are not recommendations to purchase, hold or sell securities; and do not address suitability for investment purpose. Credit ratings should not be relied upon as investment advice.

## Activity Summary (All amounts shown are in base currency)

	Credits This Period	Debits This Period	Net This Period	Credits Year-to-Date	Debits Year-to-Date	Net Year-to-Date
<b>Securities</b>						
Securities Bought	0.00	-248,000.00	-248,000.00	0.00	-4,953,185.15	-4,953,185.15
<b>Total Securities</b>	<b>\$0.00</b>	<b>-\$248,000.00</b>	<b>-\$248,000.00</b>	<b>\$0.00</b>	<b>-\$4,953,185.15</b>	<b>-\$4,953,185.15</b>
<b>Dividends and Interest</b>	<b>\$22,227.89</b>	<b>\$0.00</b>	<b>\$22,227.89</b>	<b>\$108,027.36</b>	<b>-\$586.79</b>	<b>\$107,440.57</b>
<b>Distributions</b>	<b>\$248,000.00</b>	<b>\$0.00</b>	<b>\$248,000.00</b>	<b>\$1,579,000.00</b>	<b>\$0.00</b>	<b>\$1,579,000.00</b>
<b>Cash</b>						
Withdrawals	0.00	-266,832.76	-266,832.76	0.00	-1,675,576.88	-1,675,576.88
Deposits	248,000.00	0.00	248,000.00	4,953,185.25	0.00	4,953,185.25
<b>Total Cash</b>	<b>\$248,000.00</b>	<b>-\$266,832.76</b>	<b>-\$18,832.76</b>	<b>\$4,953,185.25</b>	<b>-\$1,675,576.88</b>	<b>\$3,277,608.37</b>
<b>Totals</b>	<b>\$518,227.89</b>	<b>-\$514,832.76</b>	<b>\$3,395.13</b>	<b>\$6,640,212.61</b>	<b>-\$6,629,348.82</b>	<b>\$10,863.79</b>

## Transactions by Type of Activity

Process/ Settlement Date	Trade/ Transaction Date	Activity Type	Description	Quantity	Price	Accrued Interest	Amount	Currency
<b>Securities Bought and Sold</b>								
10/21/22	10/17/22	PURCHASED	WELLS FARGO BK N A SIOUX FALLS S D CTF DEP 4.500%	248,000.0000	100.0000		248,000.00	USD
		9497632V7	10/21/24 B/E DTD 10/21/22 YLD 4.500 TO MAT					
<b>Total Securities Bought and Sold</b>						<b>\$0.00</b>	<b>-\$248,000.00</b>	<b>USD</b>

October 1, 2022 - October 31, 2022  
MEDINA CITY SCHOOLS

**Transactions by Type of Activity (continued)**

Process/ Settlement Date	Trade/ Transaction Date	Activity Type	Description	Quantity	Price	Accrued Interest	Amount	Currency
<b>Dividends and Interest</b>								
10/03/22		BOND INTEREST RECEIVED 37149CAZ0	248000 GENERATIONS BK ROGERS ARK CTF DEP 3.400% 08/04/25 B/E DTD 08/03/22 CLB RD 09/30 PD 10/03/22				693.04	USD
10/03/22		BOND INTEREST RECEIVED 538036JZ8	100000 LIVE OAK BKG CO WILMINGTON N C CTF DEP 1.550% 03/06/23 DTD 03/06/20 RD 09/30 PD 10/01/22				127.40	USD
10/03/22		BOND INTEREST RECEIVED 538036KB9	147000 LIVE OAK BKG CO WILMINGTON N C CTF DEP 1.600% 09/06/23 DTD 03/06/20 RD 09/16 PD 10/01/22				193.31	USD
10/05/22		BOND INTEREST RECEIVED 121331AN2	248000 BURKE & HERBERT BK & TR CO ALEXANDRIA VA CTF DEP 3.450% 02/05/25 B/E DTD 08/05/22 CLB RD 10/04 PD 10/05/22				703.23	USD
10/05/22		BOND INTEREST RECEIVED 38149MWB5	246000 GOLDMAN SACHS BK USA NEW YORK CTF DEP 0.250% 08/07/23 DTD 05/05/21 CLB RD 10/04 PD 10/05/22				50.55	USD
10/06/22		BOND INTEREST RECEIVED 27002YEV4	248000 EAGLEBANK BETHESDA MD CTF DEP 1.650% 03/06/23 DTD 03/06/20 RD 09/21 PD 10/06/22				336.33	USD
10/11/22		BOND INTEREST RECEIVED 88241TLZ1	248000 TEXAS EXCHANGE BK SSB CROWLEY CTF DEP 0.850% 11/14/25 B/E DTD 10/08/21 CLB RD 10/07 PD 10/08/22				173.26	USD
10/17/22		BOND INTEREST RECEIVED 06652CHH7	248000 BANKWEST INC PIERRE S D CTF DEP 1.250% 10/24/23 B/E DTD 04/24/20 RD 09/30 PD 10/15/22				254.79	USD
10/17/22		BOND INTEREST RECEIVED 201525AC6	248000 COMMERCIAL BK WEST LIBERTY KY CTF DEP 1.100% 03/17/25 DTD 03/17/20 CLB RD 10/02 PD 10/17/22				224.22	USD
10/17/22		BOND INTEREST RECEIVED 33650TAG5	248000 FIRST ST BK WINCHESTER OHIO CTF DEP 3.500% 09/16/25 B/E DTD 09/16/22 CLB RD 10/14 PD 10/16/22				713.42	USD
10/17/22		BOND INTEREST RECEIVED 69506YRH4	248000 PACIFIC WESTN BK BEVERLY HILLS CALIF CTF DEP 1.300% 04/16/24 B/E DTD 04/16/20 RD 10/14 PD 10/16/22				1,616.42	USD
10/17/22		BOND INTEREST RECEIVED 87164DRV4	248000 SYNOVUS BK COLUMBUS GA CTF DEP 1.400% 10/17/22 B/E DTD 04/17/20 RD 10/02 PD 10/17/22				1,740.76	USD

## Transactions by Type of Activity (continued)

Process/ Settlement Date	Trade/ Transaction Date	Activity Type	Description	Quantity	Price	Accrued Interest	Amount	Currency
<b>Dividends and Interest (continued)</b>								
10/17/22		BOND INTEREST RECEIVED 90348J3V0	248000 UBS BK USA SALT LAKE CITY UT CTF DEP 2.550% 12/18/23 B/E DTD 06/16/22 RD 10/14 PD 10/16/22				519.78	USD
10/19/22		BOND INTEREST RECEIVED 066519QQ5	248000 BANKUNITED NATL ASSN MIAMI LAKES FL CTF DEP 0.250% 03/20/23 B/E DTD 03/19/21 CLB RD 10/18 PD 10/19/22				50.96	USD
10/20/22		BOND INTEREST RECEIVED 07371AN74	246000 BEAL BK PLANO TEX CTF DEP 2.600% 04/16/25 B/E DTD 04/20/22 RD 10/19 PD 10/20/22				3,206.76	USD
10/24/22		BOND INTEREST RECEIVED 534732AV4	248000 LINCOLN SVGS BK REINBECK IOWA CTF DEP CT/365 0.600% 06/24/24 B/E DTD 06/24/20 CLB RD 10/09 PD 10/24/22				122.30	USD
10/27/22		BOND INTEREST RECEIVED 254673B62	248000 DISCOVER BK GREENWOOD DEL CTF DEP 2.500% 04/29/24 B/E DTD 04/27/22 RD 10/26 PD 10/27/22				3,108.49	USD
10/27/22		BOND INTEREST RECEIVED 740367KG1	227000 PREFERRED BK LOS ANGELES CALIF CTF DEP 1.100% 03/27/24 DTD 03/27/20 RD 10/12 PD 10/27/22				205.23	USD
10/28/22		BOND INTEREST RECEIVED 02007GQGI	246000 ALLY BK SANDY UTAH CTF DEP 2.950% 04/28/25 B/E DTD 04/28/22 CLB RD 10/27 PD 10/28/22				3,638.44	USD
10/28/22		BOND INTEREST RECEIVED 32056GDQ0	248000 FIRST INTERNET BK FISHERS IND CTF DEP 4.000% 09/29/25 B/E DTD 09/28/22 RD 10/27 PD 10/28/22				815.34	USD
10/28/22		BOND INTEREST RECEIVED 45780PBBO	249000 INSTITUTION FOR SVGS IN NEWBURYPORT & ITS VIC MA CTF DEP 0.700% 10/28/24 B/E DTD 10/28/21 CLB RD 10/27 PD 10/28/22				143.26	USD
10/28/22		BOND INTEREST RECEIVED 61768U4L8	248000 MORGAN STANLEY PRIVATE BK NATL ASSN INSTL CTF DEP PROGRAM 3.200% 11/28/25 B/E DTD 05/31/22 CLB RD 10/27 PD 10/28/22				652.27	USD
10/28/22		BOND INTEREST RECEIVED 654062KZ0	248000 NICOLET NATL BK GREENBAY WIS CTF DEP 4.000% 03/28/24 B/E DTD 09/28/22 RD 10/27 PD 10/28/22				815.34	USD
10/31/22		BOND INTEREST RECEIVED 15201QDH7	248000 CENTERSTATE BK FLA NA WINTERHAVEN FL CTF DEP 1.050% 04/30/24 B/E DTD 04/30/20 RD 10/28 PD 10/30/22				1,305.57	USD
10/31/22		BOND INTEREST RECEIVED 32065RAK1	248000 FIRST KEYSTONE CMNTY BK BERWICK PA CTF DEP 0.600% 06/28/24 B/E DTD 06/30/20 CLB RD 10/28 PD 10/30/22				122.30	USD



October 1, 2022 - October 31, 2022  
MEDINA CITY SCHOOLS

**Transactions by Type of Activity (continued)**

Process/ Settlement Date	Trade/ Transaction Date	Activity Type	Description	Quantity	Price	Accrued Interest	Amount	Currency
<b>Dividends and Interest (continued)</b>								
10/31/22		BOND INTEREST RECEIVED 559582AK7	247000 MAGNOLIA BK INC KY CTF DEP 0.400% 10/30/24 B/E DTD 10/30/20 CLB RD 10/29 PD 10/31/22				81.21	USD
10/31/22		BOND INTEREST RECEIVED 56065GAL2	248000 MAINSTREET BK FAIRFAX VA CTF DEP ACT/365 0.200% 03/29/23 B/E DTD 03/29/21 RD 10/28 PD 10/29/22				40.77	USD
10/31/22		BOND INTEREST RECEIVED 66704MEQ0	248000 NORTHSTAR BK BAD AXE MICH CTF DEP 1.150% 03/31/23 B/E DTD 03/31/20 RD 10/16 PD 10/31/22				242.22	USD
10/31/22		BOND INTEREST RECEIVED 81500JBG7	248000 SECURITY ST BK FARWELL TEX CTF DEP 0.400% 03/28/24 B/E DTD 03/31/21 CLB RD 10/28 PD 10/31/22				84.25	USD
10/31/22		BOND INTEREST RECEIVED 947547MS1	246000 WEBBANK SALT LAKE CITY UTAH CTF DEP 0.200% 05/01/23 B/E DTD 04/30/21 CLB RD 10/29 PD 10/30/22				246.67	USD
<b>Total Dividends and Interest</b>						<b>\$0.00</b>	<b>\$22,227.89</b>	<b>USD</b>
<b>Distributions</b>								
10/17/22		SECURITY REDEEMED 87164DRV4	SYNOVUS BK COLUMBUS GA CTF DEP 1.400% 10/17/22 B/E DTD 04/17/20 ACCOUNT REDEMPTION	-248,000.0000			248,000.00	USD
<b>Total Distributions</b>						<b>\$0.00</b>	<b>\$248,000.00</b>	<b>USD</b>
<b>Cash Withdrawals and Deposits</b>								
10/03/22		ELECTRONIC TRANSACTION USD999997	SEND TO BANK FOR ACH ACH HUNTINGTON NATIONAL BANK				-8,106.23	USD
10/14/22		ELECTRONIC TRANSACTION USD999997	SEND TO BANK FOR ACH ACH HUNTINGTON NATIONAL BANK				-2,277.12	USD
10/17/22		ELECTRONIC TRANSACTION USD999997	SEND TO BANK FOR ACH ACH HUNTINGTON NATIONAL BANK				-248,000.00	USD

## Transactions by Type of Activity (continued)

Process/ Settlement Date	Trade/ Transaction Date	Activity Type	Description	Quantity	Price	Accrued Interest	Amount	Currency
<b>Cash Withdrawals and Deposits (continued)</b>								
10/21/22		ELECTRONIC DEPOSIT USD999997	RECV FR BANK FOR ACH ACH HUNTINGTON NATIONAL BANK				248,000.00	USD
10/27/22		ELECTRONIC TRANSACTION USD999997	SEND TO BANK FOR ACH ACH HUNTINGTON NATIONAL BANK				-8,449.41	USD
<b>Total Cash Withdrawals and Deposits</b>						<b>\$0.00</b>	<b>-\$18,832.76</b>	<b>USD</b>
<b>Total Value of Transactions</b>						<b>\$0.00</b>	<b>\$3,395.13</b>	<b>USD</b>


The price and quantity displayed may have been rounded.

## Fixed Income Analysis

### Bond Quality

Bond Quality	Market Value	% of Bond Market Value	Percent of Fixed Income
AAA	1,168,262.81	8%	
Not Rated	14,097,830.63	92%	
<b>Total</b>	<b>15,266,093.44</b>	<b>100%</b>	

### Bond Maturity Schedule



Bond Maturity	Market Value	% of Bond Market Value
1 to 6 months	1,815,086.68	12%
7 to 12 months	3,978,213.20	26%
1 to 5 years	9,472,793.56	62%
<b>Total</b>	<b>15,266,093.44</b>	<b>100%</b>

Percentages of bond market values are rounded to the nearest whole percentage.

Bond quality ratings reflect Moody's or Standard and Poor's ratings. Bonds may be rated by other services. Bonds that are in default are not included. Please refer to your Portfolio Holdings section.

## Messages

Although a money market mutual fund (money fund) seeks to preserve the value of your investment at \$1 per share, it is possible to lose money by investing in a money fund. Shares of a money fund or the balance of a bank deposit product held in your brokerage account may be liquidated upon request with the proceeds credited to your brokerage account. Please see the money fund's prospectus or the bank deposit product's disclosure document or contact your advisor for additional information. Pursuant to SEC Rule 10b-10(b)(1) confirmations are not sent for purchases into money funds processed on the sweep platform. Pursuant to applicable regulation, account statements will be produced monthly or quarterly. Balances in Federal Deposit Insurance Corporation (FDIC)-insured bank deposit sweep products are not protected by Securities Investor Protection Corporation (SIPC).

### eDelivery

Going digital is more important than ever before, and the benefits of electronic delivery--speed, convenience and safety--are clear. We offer eDelivery for account statements,

October 1, 2022 - October 31, 2022  
MEDINA CITY SCHOOLS**Messages (continued)**

prospectus documents, proxy or shareholder communications, tax documents, trade confirmations and more.

To enroll, log in to your brokerage account and look for the one-click eDelivery pop-up or simply select 'Go Paperless' at the top of any page and follow the on-screen prompts for set-up. Enrollment can be activated as quickly as the day you register, and you will be notified when documents are available in an online, password-protected portal.

Contact your financial professional if you have any questions about any of our efficient digital tools.

**Cash Not Yet Received**

Security	Record Date	Payable Date	Quantity Held	Rate	Dividend Option	Amount of Payment
<b>Interest</b>						
BANKWEST INC PIERRE S D CTF DEP	10/31/22	11/15/22	248,000.0000	0.001062	Cash	263.29
1.250% 10/24/23 B/E						
LIVE OAK BKG CO WILMINGTON N C CTF	10/31/22	11/01/22	100,000.0000	1.316438	Cash	131.64
DEP						
LIVE OAK BKG CO WILMINGTON N C CTF	10/17/22	11/01/22	147,000.0000	1.358904	Cash	199.76
DEP						
<b>Total Cash Not Yet Received</b>						<b>\$594.69</b>

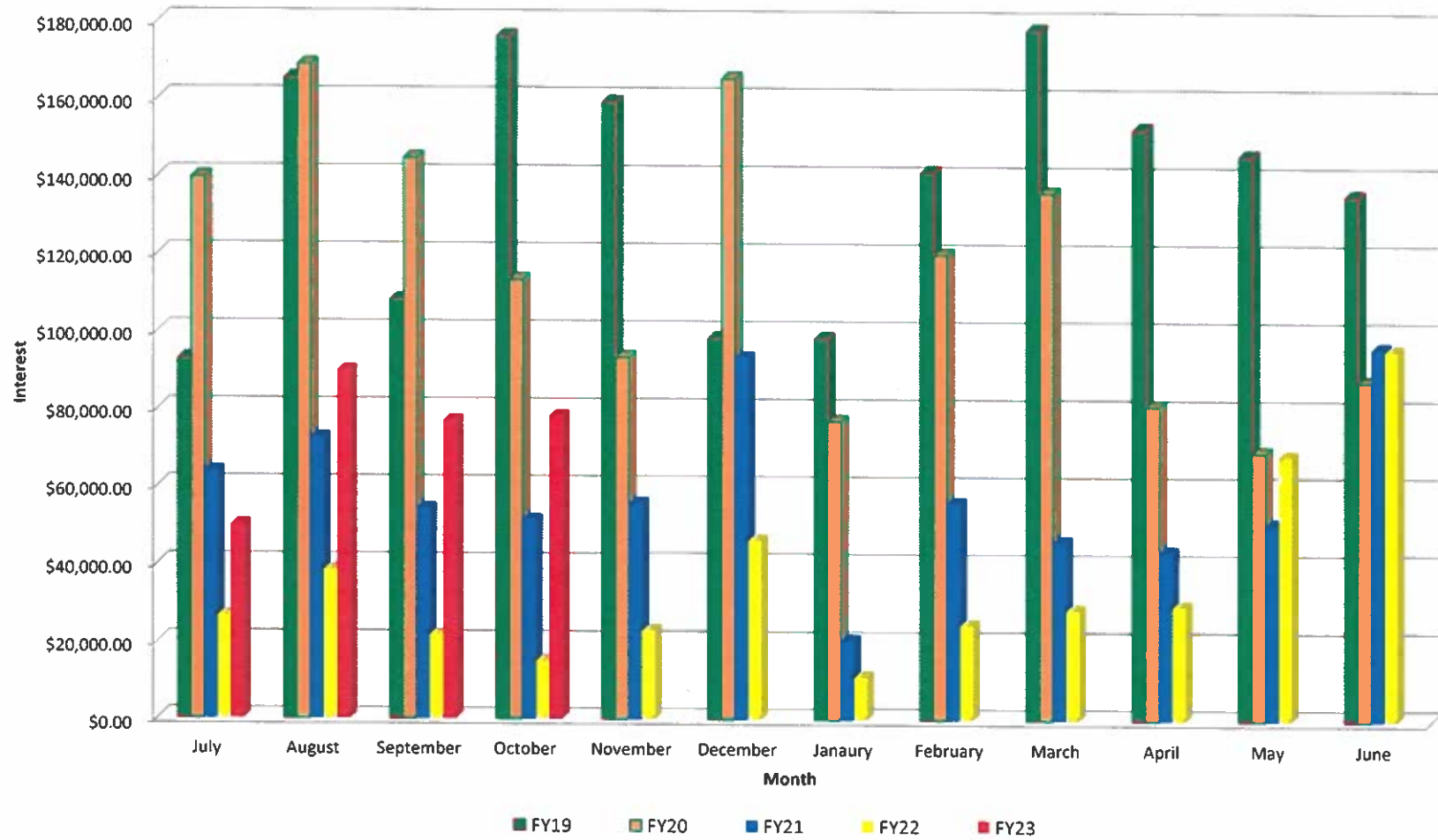
Assets shown here are not reflected in your account. This information has been received from sources we believe to be reliable. Pershing does not guarantee the accuracy of the information.

**Important Information and Disclosures****The Role of Pershing**

- Pershing carries your account as clearing broker pursuant to a clearing agreement with your financial institution. Pershing may accept from your financial institution without inquiry or investigation (i) orders for the purchase and sale of securities and other property and (ii) any other instructions concerning your account. Pershing is not responsible or liable for any acts or omissions of your financial institution or its employees and it does not supervise them. Pershing provides no investment advice nor does it assess the suitability of any transaction or order. Pershing acts as the agent of your financial institution and you agree that you will not hold Pershing or any person controlling or under common control with it liable for any investment losses incurred by you.
- Pershing performs several key functions at the direction of your financial institution. It acts as custodian for funds and securities you may deposit with it directly or through your financial institution or that it receives as the result of securities transactions it processes.



## Total Monthly Interest Earnings



EFINANCEPLUS  
 DATE: 11/08/2022  
 TIME: 16:01:27  
 SELECTION CRITERIA : ALL

MEDINA CITY SCHOOLS  
 OH Cash Position Report

PAGE NUMBER: 1

ACCOUNTING PERIOD : 4/23

FUND	SCC	DESCRIPTION BEGIN BALANCE	MTD RECEIPTS	FYTD RECEIPTS	MTD EXPENDITURES	FYTD EXPENDITURES	CURRENT FUND BALANCE	CURRENT ENCUMBRANCE	UNENCUMBERED FUND BALANCE
001	0000	GENERAL FUND 30,586,850.90	2,430,280.28	28,422,038.34	8,779,165.60	27,881,620.85	31,127,268.39	2,884,389.68	28,242,878.71
001	0950	GENERAL FUND - CHROME 127,216.58	12,011.90	86,643.90	0.00	0.00	213,860.48	0.00	213,860.48
001	1000	GENERAL FUND 298,024.36	0.00	0.00	0.00	0.00	298,024.36	0.00	298,024.36
001	2000	GENERAL FUND 207,424.84	11,444.09	313,996.40	0.00	0.00	521,421.24	0.00	521,421.24
<hr/>									
Total For Fund 001:		31,219,516.68	2,453,736.27	28,822,678.64	8,779,165.60	27,881,620.85	32,160,574.47	2,884,389.68	29,276,184.79
<hr/>									
002	9000	BOND RETIRE - ELEM/HIGH 3,731,713.08	51,544.79	1,692,704.79	24,327.27	24,327.27	5,400,090.60	0.00	5,400,090.60
002	9012	SALES TAX - COPS 0.00	0.00	0.00	0.00	0.00	0.00	1,250.00	-1,250.00
002	9014	ENERGY & TRANSP NOTES 0.00	0.00	0.00	344,674.99	344,674.99	-344,674.99	0.00	-344,674.99
<hr/>									
Total For Fund 002:		3,731,713.08	51,544.79	1,692,704.79	369,002.26	369,002.26	5,055,415.61	1,250.00	5,054,165.61
<hr/>									
003	0000	PERMANENT IMPROVEMENT 290,994.61	0.00	0.00	0.00	0.00	290,994.61	0.00	290,994.61
003	9000	PERMANENT IMPROVEMENT 13,601.14	0.00	0.00	0.00	0.00	13,601.14	0.00	13,601.14
003	9001	REC CENTER-PERMANENT IMP 169,189.30	10,000.00	10,000.00	-41,978.44	20,255.14	158,934.16	50,521.16	108,413.00
<hr/>									
Total For Fund 003:		473,785.05	10,000.00	10,000.00	-41,978.44	20,255.14	463,529.91	50,521.16	413,008.75
<hr/>									
006	0000	LUNCHROOM FUND -1,248,239.12	180,165.09	471,582.73	167,563.03	586,611.07	-1,363,267.46	44,694.50	-1,407,961.96

EFINANCEPLUS  
 DATE: 11/08/2022  
 TIME: 16:01:27  
 SELECTION CRITERIA : ALL

MEDINA CITY SCHOOLS  
 OH Cash Position Report

PAGE NUMBER: 2

ACCOUNTING PERIOD : 4/23

FUND	SCC	DESCRIPTION	BEGIN BALANCE	MTD RECEIPTS	FYTD RECEIPTS	MTD EXPENDITURES	FYTD EXPENDITURES	CURRENT FUND BALANCE	CURRENT ENCUMBRANCE	UNENCUMBERED FUND BALANCE
006	9006	LUNCHROOM - FED FUNDS								
		2,387,027.63	106,069.66	154,141.96	116,307.36	283,727.41	2,257,442.18	296,561.94	1,960,880.24	
006	9022	P-EBT ADMINISTRATIVE FUND								
		3,063.00	628.00	628.00	0.00	0.00	3,691.00	0.00	3,691.00	
<hr/>										
Total For Fund	006:									
		1,141,851.51	286,862.75	626,352.69	283,870.39	870,338.48	897,865.72	341,256.44	556,609.28	
<hr/>										
007	9004	COLLINS SCH/POST-GRADUATE								
		1,137.39	2.67	8.46	0.00	0.00	1,145.85	20,000.00	-18,854.15	
007	9022	BREWER GARRETT SCH								
		12,147.03	28.52	90.31	0.00	0.00	12,237.34	0.00	12,237.34	
007	9110	ART TRUST - GARFIELD								
		11,449.89	26.88	85.12	0.00	0.00	11,535.01	0.00	11,535.01	
007	9333	RIOS STUDENT LEADER SCH								
		23,855.58	56.01	177.37	0.00	0.00	24,032.95	0.00	24,032.95	
007	9901	BIXLER SCHOLARSHIP FUND								
		126.53	0.30	0.94	0.00	0.00	127.47	0.00	127.47	
<hr/>										
Total For Fund	007:									
		48,716.42	114.38	362.20	0.00	0.00	49,078.62	20,000.00	29,078.62	
<hr/>										
008	9002	KANEHL MUSIC TRUST								
		29,307.91	68.81	217.90	0.00	0.00	29,525.81	0.00	29,525.81	
008	9003	RICHARD HOFFMAN COLLINS								
		676,046.51	0.00	0.00	0.00	0.00	676,046.51	0.00	676,046.51	
008	9112	ELAINE BUSHMAN FUND								
		18,653.06	43.79	138.68	0.00	0.00	18,791.74	0.00	18,791.74	
<hr/>										
Total For Fund	008:									
		724,007.48	112.60	356.58	0.00	0.00	724,364.06	0.00	724,364.06	
<hr/>										
009	9000	STAR								
		211.90	1,589.50	7,315.40	-28,931.78	-28,931.78	36,459.08	0.00	36,459.08	

EFINANCEPLUS  
 DATE:11/08/2022  
 TIME:16:01:27  
 SELECTION CRITERIA : ALL

MEDINA CITY SCHOOLS  
 OH Cash Position Report

PAGE NUMBER: 3

ACCOUNTING PERIOD : 4/23

FUND	SCC	DESCRIPTION	BEGIN BALANCE	MTD RECEIPTS	FYTD RECEIPTS	MTD EXPENDITURES	FYTD EXPENDITURES	CURRENT FUND BALANCE	CURRENT ENCUMBRANCE	UNENCUMBERED FUND BALANCE
009	9110	UNIFORM SUPPLIES GA								
		3,664.88	310.00	3,183.50	461.13	2,067.99	4,780.39	984.45	3,795.94	
009	9120	UNIFORM SUPPLIES - CN								
		14,395.90	1,659.00	7,633.50	323.72	6,478.46	15,550.94	1,994.90	13,556.04	
009	9130	UNIFORM SUPPLIES - FN								
		6,812.30	805.00	10,487.40	67.93	8,753.42	8,546.28	1,250.00	7,296.28	
009	9140	UNIFORM SUPPLIES - HE								
		13,652.83	359.00	9,007.00	0.00	5,950.19	16,709.64	1,595.17	15,114.47	
009	9160	UNIFORM SUPPLIES - BL								
		4,733.40	535.00	11,315.25	77.72	7,003.24	9,045.41	1,568.82	7,476.59	
009	9170	UNIFORM SUPPLIES - WA								
		24,308.83	536.00	15,009.50	202.39	8,549.95	30,768.38	2,000.00	28,768.38	
009	9180	UNIFORM SUPPLIES - NO								
		10,313.97	843.00	11,760.00	412.98	7,908.47	14,165.50	2,319.12	11,846.38	
009	9200	UNIFORM SUPPLIES - CL								
		20,291.62	1,322.50	12,483.70	928.55	13,906.56	18,868.76	6,442.49	12,426.27	
009	9210	UNIFORM SUPPLIES - RT								
		6,209.92	876.00	19,810.25	4,323.87	10,242.21	15,777.96	9,248.74	6,529.22	
009	9300	UNIFORM SUPPLIES - HS								
		49,439.96	22,386.95	103,261.82	4,161.73	31,629.61	121,072.17	115,823.63	5,248.54	
009	9301		0.00	891.00	3,214.50	0.00	0.00	3,214.50	10,500.00	7,285.50
009	9304	AVIATION/PHOTOGRAPHY								
		3.87	0.00	0.00	0.00	0.00	3.87	0.00	3.87	
<hr/>										
Total For Fund	009:	154,039.38	32,112.95	214,481.82	-17,971.76	73,558.32	294,962.88	153,727.32	141,235.56	
014	9016	MEDINA CNTY JUV DET CNTR								
		73,014.50	5,985.00	79,398.29	39,140.93	125,518.02	26,894.77	0.00	26,894.77	
014	9116	EVOLVE								
		722,532.10	95,995.20	274,495.40	125,575.21	404,452.29	592,575.21	132,699.72	459,875.49	
<hr/>										
Total For Fund	014:	795,546.60	101,980.20	353,893.69	164,716.14	529,970.31	619,469.98	132,699.72	486,770.26	

EFINANCEPLUS  
 DATE:11/08/2022  
 TIME:16:01:27  
 SELECTION CRITERIA : ALL

MEDINA CITY SCHOOLS  
 OH Cash Position Report

PAGE NUMBER: 4

ACCOUNTING PERIOD : 4/23

FUND	SCC	DESCRIPTION BEGIN BALANCE	MTD RECEIPTS	FYTD RECEIPTS	MTD EXPENDITURES	FYTD EXPENDITURES	CURRENT FUND BALANCE	CURRENT ENCUMBRANCE	UNENCUMBERED FUND BALANCE
016	0000	EMERGENCY LEVY 18,812,390.65	88,850.24	3,218,720.24	1,050,668.63	3,577,630.58	18,453,480.31	485,474.19	17,968,006.12
016	0410	EMERGENCY LEVY -126,544.00	0.00	0.00	15,852.30	50,718.67	-177,262.67	0.00	-177,262.67
016	1000	EMERGENCY LEVY -625,785.56	0.00	0.00	77,939.89	252,427.49	-878,213.05	0.00	-878,213.05
<hr/>									
Total For Fund 016:		18,060,061.09	88,850.24	3,218,720.24	1,144,460.82	3,880,776.74	17,398,004.59	485,474.19	16,912,530.40
<hr/>									
018	0000	PRINT SHOP 6,683.33	0.00	0.00	0.00	0.00	6,683.33	0.00	6,683.33
018	9000	PUBLIC SCHOOL SUP - SUPER 16.70	0.00	0.00	0.00	0.00	16.70	0.00	16.70
018	9110	PRINCIPAL'S FUND - GA 21,255.99	500.00	527.43	498.46	3,863.17	17,920.25	4,582.27	13,337.98
018	9111	GARFIELD SCHOOL STORE 49.99	0.00	0.00	0.00	0.00	49.99	0.00	49.99
018	9113	GARFIELD MEDIA CENTER 996.62	0.00	39.94	0.00	66.98	969.58	3,433.00	-2,463.42
018	9120	PRINCIPAL - CN 40,048.73	0.00	72.00	636.18	1,856.82	38,263.91	5,844.20	32,419.71
018	9122	CANAVAN SCHOOL STORE 586.69	0.00	0.00	0.00	0.00	586.69	0.00	586.69
018	9123	BOOK FAIR - CANAVAN 156.35	3,635.40	3,646.39	0.00	0.00	3,802.74	5,000.00	-1,197.26
018	9130	PRINCIPAL - FN 35,552.02	2,732.50	3,839.75	2,308.22	5,009.94	34,381.83	6,304.65	28,077.18
018	9133	BOOK FAIR - FENN 1,326.69	22.98	35.48	0.00	50.00	1,312.17	0.00	1,312.17
018	9135	MEDINA SKI TEAM 474.67	0.00	0.00	0.00	0.00	474.67	0.00	474.67
018	9140	PRINCIPAL'S FUND - HE 54,196.77	596.30	596.30	269.38	1,972.36	52,820.71	2,135.92	50,684.79
018	9143	HERITAGE MEDIA CENTER 2,203.35	0.00	0.00	0.00	0.00	2,203.35	0.00	2,203.35
018	9160	PRINCIPAL'S FUND - BL 51,384.70	2,084.00	2,746.00	11,585.48	13,732.47	40,398.23	2,407.31	37,990.92



EFINANCEPLUS  
 DATE:11/08/2022  
 TIME:16:01:27  
 SELECTION CRITERIA : ALL

MEDINA CITY SCHOOLS  
 OH Cash Position Report

PAGE NUMBER: 5

ACCOUNTING PERIOD : 4/23

FUND	SCC	DESCRIPTION	BEGIN BALANCE	MTD RECEIPTS	FYTD RECEIPTS	MTD EXPENDITURES	FYTD EXPENDITURES	CURRENT FUND BALANCE	CURRENT ENCUMBRANCE	UNENCUMBERED FUND BALANCE
018	9161	PBIS - BLAKE 4,488.25	0.00	0.00	0.00	1,239.75	3,248.50	0.00	3,248.50	
018	9163	BLAKE MEDIA CENTER 13,873.76	3,896.86	3,909.81	41.90	1,126.50	16,657.07	8,500.00	8,157.07	
018	9170	PRINCIPALS FUND - WA 79,255.82	2,230.29	2,230.29	2,413.62	4,889.50	76,596.61	9,711.80	66,884.81	
018	9171	WAITE SCHOOL STORE 2,230.29	70.00	70.00	2,230.29	2,230.29	70.00	0.00	70.00	
018	9173	MEDIA CENTER WA 5,206.58	0.00	10.00	0.00	0.00	5,216.58	0.00	5,216.58	
018	9180	PRINCIPALS FUND NO 47,809.89	17.00	17.00	438.24	4,849.46	42,977.43	5,076.00	37,901.43	
018	9181	NO SCHOOL STORE 1,631.19	0.00	0.00	0.00	0.00	1,631.19	0.00	1,631.19	
018	9183	MEDIA CENTER NO 13,850.92	-12.99	-12.99	0.00	5,103.00	8,734.93	0.00	8,734.93	
018	9184	FIELD TRIPS NO 146.00	0.00	0.00	0.00	0.00	146.00	0.00	146.00	
018	9200	PRINCIPAL'S FUND - CL 70,353.94	763.00	1,674.00	4,324.17	10,079.93	61,948.01	10,947.25	51,000.76	
018	9203	CL MEDIA CENTER 5,347.00	49.05	94.00	0.00	0.00	5,441.00	0.00	5,441.00	
018	9210	PRINCIPAL'S FUND - RT 42,824.03	2,337.03	2,984.03	1,327.93	2,947.77	42,860.29	8,878.23	33,982.06	
018	9211	ROOT M.S. MEDIA CENTER 10,836.08	0.00	0.00	0.00	50.00	10,786.08	0.00	10,786.08	
018	9300	PRINCIPAL'S FUND - HS 41,025.94	5,974.83	11,453.89	3,022.32	10,535.31	41,944.52	30,650.53	11,293.99	
018	9301	MEDIA CENTER FUND 1,541.50	0.00	0.00	0.00	0.00	1,541.50	0.00	1,541.50	
018	9302	SPECIAL FUNDRAISER - HS 35,766.18	0.00	0.00	100.00	5,704.43	30,061.75	30,061.57	0.18	
018	9303	PERFORMING ARTS 119,250.01	5,134.00	6,289.00	27.48	21,813.42	103,725.59	63,994.27	39,731.32	
018	9304	BUZZ 18,706.91	2,934.74	4,661.01	2,080.37	3,518.52	19,849.40	10,931.24	8,918.16	
018	9305	FLEXIBLE CREDIT FUND 8,434.56	0.00	0.00	0.00	0.00	8,434.56	0.00	8,434.56	
018	9306	FEED THE BEES 8,383.74	0.00	0.00	266.98	266.98	8,116.76	7,633.02	483.74	

EFINANCEPLUS  
 DATE:11/08/2022  
 TIME:16:01:27  
 SELECTION CRITERIA : ALL

MEDINA CITY SCHOOLS  
 OH Cash Position Report

PAGE NUMBER: 6

ACCOUNTING PERIOD : 4/23

FUND	SCC	DESCRIPTION BEGIN BALANCE	MTD RECEIPTS	FYTD RECEIPTS	MTD EXPENDITURES	FYTD EXPENDITURES	CURRENT FUND BALANCE	CURRENT ENCUMBRANCE	UNENCUMBERED FUND BALANCE
018	9307	MHS LOCAL GRANTS 0.00	0.00	0.00	356.80	356.80	-356.80	2,813.10	-3,169.90
018	9308	MHS HOPE SQUAD 0.00	0.00	1,800.00	351.58	351.58	1,448.42	2,798.42	-1,350.00
018	9884	FACILITY RENTAL 82,567.82	21.00	221.00	0.00	0.00	82,788.82	0.00	82,788.82
018	9900	INSERVICE - CENTRAL 3,702.01	0.00	0.00	0.00	0.00	3,702.01	0.00	3,702.01
018	9901	PUBLIC SCH SUPPORT - INST 1,720.86	0.00	0.00	0.00	0.00	1,720.86	0.00	1,720.86
018	9902	INSERVICE - SUPER 11,224.52	0.00	0.00	0.00	0.00	11,224.52	0.00	11,224.52
018	9903	BOARD/STUDENT DEVELOPMENT 2,800.00	0.00	0.00	0.00	0.00	2,800.00	0.00	2,800.00
018	9904	WELLNESS FUND 502.00	0.00	0.00	0.00	0.00	502.00	0.00	502.00
018	9905	PUBLIC SCH SUPT/STUD SERV 51,248.39	0.00	0.00	0.00	0.00	51,248.39	0.00	51,248.39
018	9906	COMMUNICA-PUBLIC SCH SUP 660.90	570.00	570.00	0.00	0.00	1,230.90	0.00	1,230.90
018	9907	STEAM - SUMMER ENRICHMENT 15,145.56	0.00	-770.00	0.00	8,510.74	5,864.82	0.00	5,864.82
018	9910	MAINTENANCE DEPARTMENT 3,902.36	0.00	0.00	0.00	0.00	3,902.36	0.00	3,902.36
018	9914	END OF YEAR 161.13	0.00	0.00	0.00	161.13	0.00	0.00	0.00
018	9915	BIKE TO SCHOOL 1,053.00	0.00	0.00	0.00	0.00	1,053.00	0.00	1,053.00
018	9916	SPIRIT NIGHT 3,956.73	0.00	1,850.00	0.00	2,660.09	3,146.64	0.00	3,146.64
018	9917	HALL OF FAME 0.00	0.00	0.00	0.00	0.00	0.00	2,000.00	-2,000.00
018	9919	STUDENT ART SHOW 579.19	0.00	0.00	0.00	0.00	579.19	0.00	579.19
018	9920	TRSP FUND 1,514.98	0.00	0.00	0.00	0.00	1,514.98	0.00	1,514.98
018	9922	AMERICAN HEART GRANT 1,000.00	0.00	0.00	0.00	0.00	1,000.00	0.00	1,000.00
018	9930	RESOURCE CONNECTION 1,500.00	0.00	0.00	0.00	0.00	1,500.00	0.00	1,500.00

EFINANCEPLUS  
 DATE: 11/08/2022  
 TIME: 16:01:27  
 SELECTION CRITERIA : ALL

MEDINA CITY SCHOOLS  
 OH Cash Position Report

PAGE NUMBER: 7

ACCOUNTING PERIOD : 4/23

FUND	SCC	DESCRIPTION	MTD RECEIPTS	FYTD RECEIPTS	MTD EXPENDITURES	FYTD EXPENDITURES	CURRENT FUND BALANCE	CURRENT ENCUMBRANCE	UNENCUMBERED FUND BALANCE
BEGIN BALANCE									
<hr/>									
Total For Fund	018:								
		929,134.64	33,555.99	48,554.33	32,279.40	112,946.94	864,742.03	223,702.78	641,039.25
019	9000	ADAMH GRANT							
		6,041.00	0.00	0.00	345.00	997.00	5,044.00	503.00	4,541.00
019	9018	LOWE'S LIGHT UP GA FY08							
		48.08	0.00	0.00	0.00	0.00	48.08	0.00	48.08
019	9020	RIF PROGRAM GRANT - NO							
		400.73	0.00	0.00	0.00	0.00	400.73	0.00	400.73
019	9021	JENNINGS - B - BRYNIARSKI							
		0.82	0.00	0.00	0.00	0.00	0.82	0.00	0.82
019	9023	PUB EDU LEADERSHIP COM GT							
		0.01	0.00	0.00	0.00	0.00	0.01	0.00	0.01
019	9029	M H J GRANT/ZAVESKY/FY09							
		6.82	0.00	0.00	0.00	0.00	6.82	0.00	6.82
019	9030	PERF BASD ASSMENT GT FY10							
		79.76	0.00	0.00	0.00	0.00	79.76	0.00	79.76
019	9031	PBA FY11							
		256.96	0.00	0.00	0.00	0.00	256.96	0.00	256.96
019	9113	ACS-HACH CHEM GT - HAMMAN							
		96.34	0.00	0.00	0.00	0.00	96.34	0.00	96.34
019	9121	ADAMH GRANT							
		40,888.00	0.00	0.00	0.00	0.00	40,888.00	0.00	40,888.00
019	9180	PPG INNOV CLASSRM GT-NO							
		15.31	0.00	0.00	0.00	0.00	15.31	0.00	15.31
019	9181	FIRST ENERGY GRANT							
		0.16	0.00	0.00	0.00	0.00	0.16	0.00	0.16
019	9213	VIDEO CLUB GRANT - MHS							
		2.82	0.00	0.00	0.00	0.00	2.82	0.00	2.82
019	9301	PPG GRANT - ROBOTICS							
		9.07	0.00	0.00	0.00	0.00	9.07	0.00	9.07
019	9313	JENNINGS - NOP - MILLER							
		13.86	0.00	0.00	0.00	0.00	13.86	0.00	13.86
019	9413	3M AND OTHER GRANT							
		152.03	0.00	0.00	0.00	0.00	152.03	0.00	152.03
019	9513	NEA STUDENT ACHIEVE GT							
		191.88	0.00	0.00	0.00	0.00	191.88	0.00	191.88

PAGE NUMBER: 8

FUND	SCC	DESCRIPTION	MTD RECEIPTS	FYTD RECEIPTS	MTD EXPENDITURES	FYTD EXPENDITURES	CURRENT FUND BALANCE	CURRENT ENCUMBRANCE	UNENCUMBERED FUND BALANCE
019	9715	FUEL UP - BLAKE 23.82	0.00	0.00	0.00	0.00	23.82	0.00	23.82
019	9920	M H J SUPPORT STUGGLING 1,000.00	0.00	0.00	0.00	0.00	1,000.00	0.00	1,000.00
Total For Fund 019:		49,227.47	0.00	0.00	345.00	997.00	48,230.47	503.00	47,727.47
020	9001	TRANSPORTATION ENTERPRISE 108,824.60	9,984.21	12,380.85	103.68	2,116.55	119,088.90	10,000.00	109,088.90
Total For Fund 020:		108,824.60	9,984.21	12,380.85	103.68	2,116.55	119,088.90	10,000.00	109,088.90
022	9000	UNCLAIMED FUNDS 61,140.72	0.00	66.11	0.00	66.11	61,140.72	4,933.89	56,206.83
022	9093	DIVERSION PROG ADAMHS BD 1,000.00	0.00	0.00	0.00	0.00	1,000.00	0.00	1,000.00
022	9094	DIVERSION PROG ADAMHS BD 1,000.00	0.00	0.00	0.00	0.00	1,000.00	0.00	1,000.00
022	9300	OH HS ATH ASSOC FUND 6,352.64	750.00	750.00	737.95	5,529.28	1,573.36	0.00	1,573.36
Total For Fund 022:		69,493.36	750.00	816.11	737.95	5,595.39	64,714.08	4,933.89	59,780.19
024	9001	MED AND DRUG/SELF INS 4,821,434.86	897,505.28	3,542,058.63	1,073,478.23	3,515,804.57	4,847,688.92	881,146.77	3,966,542.15
024	9002	DENT SELF INS 557,229.96	64,124.03	253,144.15	54,417.61	243,437.65	566,936.46	96,483.35	470,453.11
024	9094	FLEX PRO 59,088.43	24,631.97	24,631.97	23,425.80	46,578.20	37,142.20	125,901.32	88,759.12

EFINANCEPLUS  
DATE: 11/08/2022  
TIME: 16:01:27  
SELECTION CRITERIA : ALL

MEDINA CITY SCHOOLS  
OH Cash Position Report

PAGE NUMBER: 9

ACCOUNTING PERIOD : 4/23

FUND	SCC	DESCRIPTION BEGIN BALANCE	MTD RECEIPTS	FYTD RECEIPTS	MTD EXPENDITURES	FYTD EXPENDITURES	CURRENT FUND BALANCE	CURRENT ENCUMBRANCE	UNENCUMBERED FUND BALANCE
-----									
Total For Fund 024:									
		5,437,753.25	986,261.28	3,819,834.75	1,151,321.64	3,805,820.42	5,451,767.58	1,103,531.44	4,348,236.14
027	0000	WORK COMP-SELF INS 567,443.83	12,987.82	58,057.65	13,081.18	30,527.92	594,973.56	146,106.00	448,867.56
-----									
Total For Fund 027:									
		567,443.83	12,987.82	58,057.65	13,081.18	30,527.92	594,973.56	146,106.00	448,867.56
071	9013	SALES TAX P I 3,208,431.53	1,213,307.53	2,146,183.57	219,563.96	1,762,959.26	3,591,655.84	509,093.27	3,082,562.57
-----									
Total For Fund 071:									
		3,208,431.53	1,213,307.53	2,146,183.57	219,563.96	1,762,959.26	3,591,655.84	509,093.27	3,082,562.57
200	9110	GA STUD COUN/K-KIDS CLUB 643.63	1.51	4.78	0.00	0.00	648.41	350.00	298.41
200	9121	CN STUDENT COUNCIL 1,412.87	3.32	10.51	0.00	0.00	1,423.38	0.00	1,423.38
200	9134	FN STUDENT BUSINESS 9.68	0.02	0.07	0.00	0.00	9.75	0.00	9.75
200	9140	HE STUDENT COUNCIL 168.08	0.39	1.24	0.00	0.00	169.32	0.00	169.32
200	9184	NO STUDENT COUNCIL 53.79	0.13	0.41	0.00	0.00	54.20	0.00	54.20
200	9185	NO K-KIDS KIWANIS CLUB 11,029.73	25.90	82.01	0.00	0.00	11,111.74	500.00	10,611.74
200	9202	CL STUDENT COUNCIL 5.03	0.01	0.06	0.00	0.00	5.09	0.00	5.09
200	9204	CL CHEERLEADERS 540.10	1.27	4.02	0.00	0.00	544.12	0.00	544.12
200	9205	CL BUILDERS CLUB 3,713.88	8.72	27.61	0.00	0.00	3,741.49	0.00	3,741.49
200	9209	CL DRAMA CLUB 28,899.56	67.85	214.95	0.00	0.00	29,114.51	2,000.00	27,114.51

EFINANCEPLUS  
DATE:11/08/2022  
TIME:16:01:27  
SELECTION CRITERIA : ALL

MEDINA CITY SCHOOLS  
OH Cash Position Report

PAGE NUMBER: 10

ACCOUNTING PERIOD : 4/23

FUND	SCC	DESCRIPTION BEGIN BALANCE	MTD RECEIPTS	FYTD RECEIPTS	MTD EXPENDITURES	FYTD EXPENDITURES	CURRENT FUND BALANCE	CURRENT ENCUMBRANCE	UNENCUMBERED FUND BALANCE
200	9251	ROBOTICS CLUB RT 0.00	0.00	0.00	0.00	0.00	0.00	375.00	-375.00
200	9253	RT BUILDERS' CLUB 4,502.75	10.57	33.48	0.00	0.00	4,536.23	2,000.00	2,536.23
200	9254	RT HONORS ACADEMY 6,057.24	13.32	43.37	0.00	385.00	5,715.61	1,615.00	4,100.61
200	9256	RT DRAMA CLUB 7,026.34	16.50	52.24	0.00	0.00	7,078.58	2,000.00	5,078.58
200	9258	RT STUD COUNCIL 5,014.40	11.77	37.28	0.00	0.00	5,051.68	1,500.00	3,551.68
200	9301	YG AMERICANS FOR FREEDOM 0.21	0.00	0.00	0.00	0.00	0.21	0.00	0.21
200	9302	ART CLUB 1,059.95	2.49	7.88	0.00	0.00	1,067.83	500.00	567.83
200	9303	CULTURAL EXPLORATION 202.58	0.48	1.51	0.00	0.00	204.09	0.00	204.09
200	9304	CAREER ASSOCIATION 0.37	0.00	0.00	0.00	0.00	0.37	0.00	0.37
200	9305	CHEMCLUB 2.18	0.01	0.01	0.00	0.00	2.19	0.00	2.19
200	9307	VOCAL 41,784.52	2,105.02	3,879.15	2,008.90	9,181.97	36,481.70	28,818.03	7,663.67
200	9309	IMPROV CLUB 595.03	1.40	4.43	0.00	0.00	599.46	600.00	-0.54
200	9310	D E P - NAT'L GERMAN HON 0.45	0.00	0.00	0.00	0.00	0.45	0.00	0.45
200	9312	DRAMA CLUB 20,825.24	1,898.64	3,958.44	3,913.50	3,913.50	20,870.18	10,086.50	10,783.68
200	9314	MEDINA OUTDOORS CLUB 490.95	16.26	48.82	0.00	0.00	539.77	450.00	89.77
200	9315	FELLOWSP OF CHRISTIAN ATH 347.42	0.82	2.58	0.00	0.00	350.00	340.00	10.00
200	9318	GIRLS LEADERSHIP CLUB 7,257.16	17.04	53.96	0.00	0.00	7,311.12	3,100.00	4,211.12
200	9321	KEY CLUB 61,231.11	203.90	515.39	0.00	0.00	61,746.50	10,000.00	51,746.50
200	9323	MEDINAMITE 1,739.86	4.08	12.94	0.00	0.00	1,752.80	1,763.70	-10.90
200	9324	MEDINIAN 67,292.37	227.43	569.74	307.67	307.67	67,554.44	10,928.63	56,625.81

EFINANCEPLUS  
 DATE: 11/08/2022  
 TIME: 16:01:27  
 SELECTION CRITERIA : ALL

MEDINA CITY SCHOOLS  
 OH Cash Position Report

PAGE NUMBER: 11

ACCOUNTING PERIOD : 4/23

FUND	SCC	DESCRIPTION BEGIN BALANCE	MTD RECEIPTS	FYTD RECEIPTS	MTD EXPENDITURES	FYTD EXPENDITURES	CURRENT FUND BALANCE	CURRENT ENCUMBRANCE	UNENCUMBERED FUND BALANCE
200	9325	MHS BAND 14,589.44	34.25	108.47	0.00	0.00	14,697.91	21,000.00	-6,302.09
200	9326	NATIONAL HONOR SOCIETY 15,640.89	53.20	166.84	487.00	487.00	15,320.73	3,013.00	12,307.73
200	9327	ORCHESTRA 34,907.27	81.95	259.52	0.00	0.00	35,166.79	3,000.00	32,166.79
200	9330	SCIENCE OLYMPIAD CLUB 2,161.67	4.18	14.58	84.02	384.02	1,792.23	1,765.98	26.25
200	9331	SKI CLUB 3.26	0.01	0.03	0.00	0.00	3.29	0.00	3.29
200	9332	SPANISH CLUB 15,310.79	60.40	2,913.79	887.61	887.61	17,336.97	5,612.39	11,724.58
200	9333	STUDENT COUNCIL 45,029.93	28,988.35	29,556.87	8,834.91	11,344.78	63,242.02	48,719.30	14,522.72
200	9335	LATIN CLUB 6,948.80	138.29	554.35	59.98	85.25	7,417.90	4,914.75	2,503.15
200	9336	FRENCH CLUB 255.53	368.14	1,145.92	25.70	53.96	1,347.49	1,196.04	151.45
200	9337	AMERICAN SIGN LANGUAGE 310.32	5.78	22.39	0.00	0.00	332.71	310.00	22.71
200	9339	SPEECH/DEBATE CLUB 19,594.79	51.68	3,785.95	260.00	1,206.00	22,174.74	27,294.00	-5,119.26
200	9340	O.C.O.M. 511.38	0.87	3.47	139.98	139.98	374.87	860.02	-485.15
200	9346	PENGUIN BOWL/NOSB 123.19	0.29	0.92	0.00	0.00	124.11	600.00	-475.89
200	9350	TECHNOLOGY CLUB 105.34	679.50	1,681.84	495.20	590.87	1,196.31	1,409.13	-212.82
200	9352	VIDEO CLUB - SR HI 6,529.22	15.39	73.66	0.00	0.00	6,602.88	5,000.00	1,602.88
200	9353	CHINESE CLUB 1,120.05	2.63	8.33	0.00	0.00	1,128.38	100.00	1,028.38
200	9355	GENDER AND SEXUALITY ALLI 1,234.21	53.01	59.29	0.00	0.00	1,293.50	800.00	493.50
200	9380	V O F T 17,883.01	39.64	125.52	0.00	1,000.00	17,008.53	10,000.00	7,008.53
200	9420	CLASS OF 2020 216.10	0.00	0.00	0.00	216.10	0.00	0.00	0.00
200	9421	CLASS OF 2021 907.04	0.00	0.00	0.00	904.41	2.63	0.00	2.63

EFINANCEPLUS  
DATE: 11/08/2022  
TIME: 16:01:27  
SELECTION CRITERIA : ALL

MEDINA CITY SCHOOLS  
OH Cash Position Report

PAGE NUMBER: 12

ACCOUNTING PERIOD : 4/23

FUND	SCC	DESCRIPTION BEGIN BALANCE	MTD RECEIPTS	FYTD RECEIPTS	MTD EXPENDITURES	FYTD EXPENDITURES	CURRENT FUND BALANCE	CURRENT ENCUMBRANCE	UNENCUMBERED FUND BALANCE
200	9422	CLASS OF 2022 1,057.40	0.00	0.93	0.00	924.49	133.84	130.00	3.84
200	9423	CLASS OF 2023 6,616.25	13.34	44.58	225.70	935.55	5,725.28	8,600.37	-2,875.09
200	9424	CLASS OF 2024 2,788.35	407.25	1,185.29	47.27	98.24	3,875.40	47,901.76	-44,026.36
200	9425	CLASS OF 2025 2,106.49	221.45	232.17	0.00	0.00	2,338.66	2,200.00	138.66
200	9426	CLASS OF 2026 0.00	216.42	216.42	37.08	37.08	179.34	2,162.92	-1,983.58
200	9999	STUD ACTIV FD WAGES/BENE 0.01	0.00	0.00	0.00	0.00	0.01	0.00	0.01
Total For Fund 200:		467,857.21	36,074.87	51,728.01	17,814.52	33,083.48	486,501.74	273,516.52	212,985.22
300	0000	ATHLETIC FUND 157,003.05	0.00	0.00	0.00	0.00	157,003.05	0.00	157,003.05
300	3000	ATHLETIC FUND 277,730.68	0.00	0.00	48,670.93	214,352.97	-492,083.65	53,669.61	-545,753.26
300	3001	ATHLETICS OTH 123,950.07	2,974.95	30,540.35	0.00	0.00	154,490.42	0.00	154,490.42
300	3003	ATH BOYS BB 30,863.89	0.00	0.00	0.00	0.00	30,863.89	0.00	30,863.89
300	3004	ATH GIRLS BB 13,055.97	0.00	0.00	0.00	0.00	13,055.97	0.00	13,055.97
300	3007	ATH BOYS CC 11,055.00	5,575.00	9,325.00	0.00	0.00	20,380.00	0.00	20,380.00
300	3008	ATH HS FOOTBALL 125,716.25	38,619.76	112,799.46	0.00	0.00	238,515.71	0.00	238,515.71
300	3010	ATH SOCCER 138.00	0.00	0.00	0.00	0.00	138.00	0.00	138.00
300	3012	ATH BOYS SOCCER 13,861.00	2,697.97	9,865.29	0.00	0.00	23,726.29	0.00	23,726.29
300	3013	ATH GIRLS SOCCER 15,377.38	2,441.99	12,215.92	0.00	0.00	27,593.30	0.00	27,593.30
300	3015	ATH BOYS TRACK 8,160.96	0.00	350.00	0.00	0.00	8,510.96	0.00	8,510.96



EFINANCEPLUS  
 DATE:11/08/2022  
 TIME:16:01:27  
 SELECTION CRITERIA : ALL

MEDINA CITY SCHOOLS  
 OH Cash Position Report

PAGE NUMBER: 13

ACCOUNTING PERIOD : 4/23

FUND	SCC	DESCRIPTION	MTD RECEIPTS	FYTD RECEIPTS	MTD EXPENDITURES	FYTD EXPENDITURES	CURRENT FUND BALANCE	CURRENT ENCUMBRANCE	UNENCUMBERED FUND BALANCE
300	3016	ATH GIRLS TRACK 1,525.00	0.00	175.00	0.00	0.00	1,700.00	0.00	1,700.00
300	3017	ATH GIRLS VBALL 12,874.16	5,655.11	12,433.94	0.00	0.00	25,308.10	0.00	25,308.10
300	3018	ATH WRESTLING 2,987.02	425.00	425.00	0.00	0.00	3,412.02	0.00	3,412.02
300	3019	ATH BOYS LACROSSE 6,417.99	0.00	0.00	0.00	0.00	6,417.99	0.00	6,417.99
300	3020	ATH GIRLS LACROSSE 6,565.99	0.00	0.00	0.00	0.00	6,565.99	0.00	6,565.99
300	3021	ATH BOYS SWIMMING 1,318.37	0.00	0.00	0.00	0.00	1,318.37	0.00	1,318.37
300	3022	ATH GIRLS SWIMMING 1,083.36	0.00	0.00	0.00	0.00	1,083.36	0.00	1,083.36
300	9110	GARFIELD FIELD TRIPS 5,572.62	0.00	0.00	0.00	683.40	4,889.22	4,000.00	889.22
300	9120	CANAVAN FIELD TRIP -387.37	0.00	0.00	0.00	0.00	-387.37	0.00	-387.37
300	9121	WORLD WATCHER'S CLUB 7,362.04	0.00	0.00	0.00	0.00	7,362.04	0.00	7,362.04
300	9130	FENN FIELD TRIPS 0.00	0.00	0.00	-320.00	-470.00	470.00	320.00	150.00
300	9140	HERITAGE FIELD TRIPS 117.71	0.00	0.00	0.00	0.00	117.71	0.00	117.71
300	9160	BLAKE FIELD TRIPS 448.58	0.00	0.00	0.00	0.00	448.58	400.00	48.58
300	9170	WAITE FIELD TRIPS 0.00	303.00	1,037.00	1,023.00	573.00	464.00	0.00	464.00
300	9180	NORTHROP FIELD TRIPS 1,034.16	0.00	0.00	30.47	30.47	1,003.69	619.53	384.16
300	9201	CL BAND FUND 20,500.64	3,818.00	3,918.00	1,182.80	4,247.48	20,171.16	35,140.00	-14,968.84
300	9202	CL ORCHESTRA FD. 258.00	0.00	0.00	0.00	0.00	258.00	0.00	258.00
300	9203	CL LIBRARY 370.00	0.00	0.00	0.00	0.00	370.00	0.00	370.00
300	9204	CL CHOIR FUND 634.10	0.00	0.00	0.00	0.00	634.10	0.00	634.10
300	9250	RT BAND FUND 10,526.73	425.00	475.00	999.37	1,471.83	9,529.90	16,353.80	-6,823.90

EFINANCEPLUS  
 DATE: 11/08/2022  
 TIME: 16:01:27  
 SELECTION CRITERIA : ALL

MEDINA CITY SCHOOLS  
 OH Cash Position Report

PAGE NUMBER: 14

ACCOUNTING PERIOD : 4/23

FUND	SCC	DESCRIPTION BEGIN BALANCE	MTD RECEIPTS	FYTD RECEIPTS	MTD EXPENDITURES	FYTD EXPENDITURES	CURRENT FUND BALANCE	CURRENT ENCUMBRANCE	UNENCUMBERED FUND BALANCE
300	9251	RT ORCHESTRA FUND 1,246.65	0.00	0.00	0.00	0.00	1,246.65	0.00	1,246.65
300	9252	RT CHOIR FUND 3,270.15	0.00	0.00	0.00	0.00	3,270.15	0.00	3,270.15
300	9253	RT BEEHIVE 1,758.78	124.75	180.25	148.55	148.45	1,790.58	51.45	1,739.13
300	9258	RT DIST SUPER ACTIV -392.50	0.00	107,997.00	109,698.00	109,698.00	-2,093.50	6,067.00	-8,160.50
300	9301	BOWLING CLUB 5,269.00	300.00	300.00	0.00	0.00	5,569.00	0.00	5,569.00
300	9302	MENS VOLLEYBALL 3,708.17	0.00	1,500.00	0.00	400.00	4,808.17	10,000.00	-5,191.83
300	9303	HUDDLE/SHUDDLE 1,134.87	1,930.00	1,930.00	97.98	97.98	2,966.89	3,402.02	-435.13
300	9304	LINK CREW 3,302.64	485.00	985.00	1,495.80	2,944.56	1,343.08	1,895.44	-552.36
300	9313	MUSICAL 29,116.42	0.00	0.00	6,369.93	6,369.93	22,746.49	15,630.07	7,116.42
300	9325	MHS BAND TRIP 7,171.20	0.00	0.00	0.00	0.00	7,171.20	0.00	7,171.20
300	9334	BEEHIVE CAFE 18,567.45	0.00	0.00	0.00	47.77	18,519.68	17,152.23	1,367.45
300	9390	GLOBAL TRIPS 460.00	0.00	-85.00	0.00	0.00	375.00	0.00	375.00
300	9410	SPARKLE CHEERLEADING 1,873.21	0.00	0.00	634.58	629.52	1,243.69	1,195.42	48.27
<hr/>									
Total For Fund	300:	377,146.03	65,775.53	306,367.21	170,031.41	341,225.36	342,287.88	165,896.57	176,391.31
<hr/>									
401	9012	ST FRANCIS AUX SERVICES 57,580.59	0.00	157.13	0.00	7,573.06	50,164.66	0.00	50,164.66
401	9013	ST FRANCIS AUX SERVICES 0.00	141.59	83,377.85	13,617.21	22,619.00	60,758.85	84,782.03	-24,023.18
401	9017	AUX ST FRANCIS 37.41	0.00	0.00	0.00	0.00	37.41	0.00	37.41
401	9022	NURTURY AUX SERVICES 10,356.31	0.00	32.05	0.00	0.00	10,388.36	0.00	10,388.36

EFINANCEPLUS  
DATE: 11/08/2022  
TIME: 16:01:27  
SELECTION CRITERIA : ALL

MEDINA CITY SCHOOLS  
OH Cash Position Report

PAGE NUMBER: 15

ACCOUNTING PERIOD : 4/23

FUND	SCC	DESCRIPTION BEGIN BALANCE	MTD RECEIPTS	FYTD RECEIPTS	MTD EXPENDITURES	FYTD EXPENDITURES	CURRENT FUND BALANCE	CURRENT ENCUMBRANCE	UNENCUMBERED FUND BALANCE
401	9023	NURTURY AUX SERVICES 0.00	5.98	2,836.15	270.00	270.00	2,566.15	0.00	2,566.15
401	9027	AUX FUNDS NURTURY 72.90	0.00	0.00	0.00	0.00	72.90	0.00	72.90
401	9032	MCA AUX SERVICES 26,269.50	0.00	76.45	0.00	1,759.92	24,586.03	6,277.98	18,308.05
401	9033	MCA AUX SERVICES 0.00	0.00	102,390.30	26,386.37	168,905.81	-66,515.51	35,703.20	-102,218.71
401	9066	SM WONDERS 1,644.12	0.00	0.00	0.00	0.00	1,644.12	0.00	1,644.12
<hr/>									
Total For Fund	401:	95,960.83	147.57	188,869.93	40,273.58	201,127.79	83,702.97	126,763.21	-43,060.24
432	9097	MANAGE INFO SYS 0.80	0.00	0.00	0.00	0.00	0.80	0.00	0.80
<hr/>									
Total For Fund	432:	0.80	0.00	0.00	0.00	0.00	0.80	0.00	0.80
450	9008	SCHOOLNET PLUS FY2008 1.00	0.00	0.00	0.00	0.00	1.00	0.00	1.00
<hr/>									
Total For Fund	450:	1.00	0.00	0.00	0.00	0.00	1.00	0.00	1.00
451	9012	CONNECTIVITY 6,582.50	9,900.00	9,900.00	0.00	0.00	16,482.50	0.00	16,482.50
<hr/>									
Total For Fund	451:	6,582.50	9,900.00	9,900.00	0.00	0.00	16,482.50	0.00	16,482.50

EFINANCEPLUS  
 DATE: 11/08/2022  
 TIME: 16:01:27  
 SELECTION CRITERIA : ALL

MEDINA CITY SCHOOLS  
 OH Cash Position Report

PAGE NUMBER: 16

ACCOUNTING PERIOD : 4/23

FUND	SCC	DESCRIPTION BEGIN BALANCE	MTD RECEIPTS	FYTD RECEIPTS	MTD EXPENDITURES	FYTD EXPENDITURES	CURRENT FUND BALANCE	CURRENT ENCUMBRANCE	UNENCUMBERED FUND BALANCE
452	9008	SCHOOLNET PD FY08 66.15	0.00	0.00	0.00	0.00	66.15	0.00	66.15
<hr/>									
Total For Fund	452:	66.15	0.00	0.00	0.00	0.00	66.15	0.00	66.15
<hr/>									
467	9021	STUD WELLNESS AND SUCCESS 71,712.61	0.00	0.00	0.00	99,133.71	-27,421.10	0.00	-27,421.10
<hr/>									
Total For Fund	467:	71,712.61	0.00	0.00	0.00	99,133.71	-27,421.10	0.00	-27,421.10
<hr/>									
499	9012	INTERN PSYCH FY12 45.81	0.00	0.00	0.00	0.00	45.81	0.00	45.81
499	9013	INTERN PSYCH FY13 39.97	0.00	0.00	0.00	0.00	39.97	0.00	39.97
499	9019	SCHOOL SAFETY 16,617.54	0.00	0.00	0.00	0.00	16,617.54	0.00	16,617.54
499	9024	LOCAL GOV INNOVATION FUND 7,750.00	0.00	0.00	0.00	0.00	7,750.00	0.00	7,750.00
499	9039	INTERN PSYCH GRANT FY09 2.20	0.00	0.00	0.00	0.00	2.20	0.00	2.20
499	9112	E-TECH BLENDED LEARNING 321.71	0.00	0.00	0.00	0.00	321.71	0.00	321.71
<hr/>									
Total For Fund	499:	24,777.23	0.00	0.00	0.00	0.00	24,777.23	0.00	24,777.23
<hr/>									
506	9014	RES ED GRANT 950.00	0.00	0.00	0.00	0.00	950.00	0.00	950.00
<hr/>									
Total For Fund	506:	950.00	0.00	0.00	0.00	0.00	950.00	0.00	950.00

EFINANCEPLUS  
 DATE: 11/08/2022  
 TIME: 16:01:27  
 SELECTION CRITERIA : ALL

MEDINA CITY SCHOOLS  
 OH Cash Position Report

PAGE NUMBER: 17

ACCOUNTING PERIOD : 4/23

FUND	SCC	DESCRIPTION BEGIN BALANCE	MTD RECEIPTS	FYTD RECEIPTS	MTD EXPENDITURES	FYTD EXPENDITURES	CURRENT FUND BALANCE	CURRENT ENCUMBRANCE	UNENCUMBERED FUND BALANCE
507	9022	ARP ESSER 0.00	0.00	0.00	281,168.22	478,338.38	-478,338.38	1,388,060.38	-1,866,398.76
507	9121	ESSER II -279.43	0.00	0.00	63,779.83	83,034.47	-83,313.90	982.40	-84,296.30
<hr/>									
Total For Fund 507:									
		-279.43	0.00	0.00	344,948.05	561,372.85	-561,652.28	1,389,042.78	-1,950,695.06
<hr/>									
516	9015	TITLE VI-B 2,690.82	0.00	0.00	0.00	0.00	2,690.82	0.00	2,690.82
516	9016	TITLE VI-B 229.90	0.00	0.00	0.00	0.00	229.90	0.00	229.90
516	9021	TITLE VI-B 4.85	0.00	0.00	0.00	0.00	4.85	0.00	4.85
516	9022	TITLE VI-B 0.00	0.00	0.00	0.00	242,580.56	-242,580.56	0.00	-242,580.56
516	9023	TITLE VI-B 0.00	0.00	0.00	190,615.80	329,005.65	-329,005.65	20,343.71	-349,349.36
516	9122	ARP IDEA 0.00	0.00	0.00	3,288.13	4,623.25	-4,623.25	0.00	-4,623.25
<hr/>									
Total For Fund 516:									
		2,925.57	0.00	0.00	193,903.93	576,209.46	-573,283.89	20,343.71	-593,627.60
<hr/>									
551	9120	TITLE III LEP 2,792.08	0.00	0.00	0.00	0.00	2,792.08	0.00	2,792.08
551	9122	TITLE III LEP -220.00	0.00	7,842.15	0.00	921.51	6,700.64	0.00	6,700.64
<hr/>									
Total For Fund 551:									
		2,572.08	0.00	7,842.15	0.00	921.51	9,492.72	0.00	9,492.72

EFINANCEPLUS  
DATE: 11/08/2022  
TIME: 16:01:27  
SELECTION CRITERIA : ALL

MEDINA CITY SCHOOLS  
OH Cash Position Report

PAGE NUMBER: 18

ACCOUNTING PERIOD : 4/23

FUND	SCC	DESCRIPTION BEGIN BALANCE	MTD RECEIPTS	FYTD RECEIPTS	MTD EXPENDITURES	FYTD EXPENDITURES	CURRENT FUND BALANCE	CURRENT ENCUMBRANCE	UNENCUMBERED FUND BALANCE
572	9022	TITLE I 0.00	0.00	0.00	0.00	82,532.70	-82,532.70	0.00	-82,532.70
572	9023	TITLE I 0.00	0.00	0.00	64,955.81	108,276.04	-108,276.04	3,680.04	-111,956.08
572	9116	TITLE I-D 2.83	0.00	0.00	0.00	0.00	2.83	0.00	2.83
572	9121	TITLE I-D -417.64	0.00	0.00	0.00	0.00	-417.64	0.00	-417.64
572	9122	TITLE I-D 417.64	0.00	0.00	0.00	81,125.89	-80,708.25	0.00	-80,708.25
572	9123	TITLE I-D 0.00	0.00	0.00	5,154.85	10,605.77	-10,605.77	10,632.91	-21,238.68
572	9222	-15,690.39	0.00	0.00	0.00	0.00	-15,690.39	0.00	-15,690.39
Total For Fund 572:		-15,687.56	0.00	0.00	70,110.66	282,540.40	-298,227.96	14,312.95	-312,540.91
584	9022	TITLE IV-A -861.90	0.00	0.00	0.00	20,247.77	-21,109.67	0.00	-21,109.67
584	9023	TITLE IV-A 0.00	0.00	0.00	6,523.31	9,721.54	-9,721.54	16,446.03	-26,167.57
Total For Fund 584:		-861.90	0.00	0.00	6,523.31	29,969.31	-30,831.21	16,446.03	-47,277.24
587	9022	EARLY CHILDHOOD 0.00	0.00	0.00	0.00	8,327.59	-8,327.59	0.00	-8,327.59
587	9023	EARLY CHILDHOOD 0.00	0.00	0.00	4,775.92	8,562.11	-8,562.11	556.32	-9,118.43
Total For Fund 587:		0.00	0.00	0.00	4,775.92	16,889.70	-16,889.70	556.32	-17,446.02

EFINANCEPLUS  
 DATE: 11/08/2022  
 TIME: 16:01:27  
 SELECTION CRITERIA : ALL

MEDINA CITY SCHOOLS  
 OH Cash Position Report

PAGE NUMBER: 19

ACCOUNTING PERIOD : 4/23

FUND	SCC	DESCRIPTION BEGIN BALANCE	MTD RECEIPTS	FYTD RECEIPTS	MTD EXPENDITURES	FYTD EXPENDITURES	CURRENT FUND BALANCE	CURRENT ENCUMBRANCE	UNENCUMBERED FUND BALANCE
590	9022	TITLE II-A 0.00	0.00	0.00	0.00	54,746.17	-54,746.17	0.00	-54,746.17
590	9023	TITLE II-A 0.00	0.00	0.00	9,715.36	52,996.81	-52,996.81	35,499.54	-88,496.35
<hr/>									
Total For Fund 590:		0.00	0.00	0.00	9,715.36	107,742.98	-107,742.98	35,499.54	-143,242.52
<hr/>									
599	9022	NSLP EQUIP ASSIST 0.00	0.00	0.00	0.00	108,688.64	-108,688.64	18,691.26	-127,379.90
599	9023	OFCC SAFETY/SECURITY 0.00	0.00	550,000.00	1,789.80	98,683.60	451,316.40	260,535.40	190,781.00
<hr/>									
Total For Fund 599:		0.00	0.00	550,000.00	1,789.80	207,372.24	342,627.76	279,226.66	63,401.10
<hr/>									
GRAND TOTALS:		67,753,269.09	5,394,058.98	42,140,085.21	12,958,584.36	41,804,074.37	68,089,279.93	8,388,793.18	59,700,486.75

EFINANCEPLUS  
 DATE: 11/08/2022  
 TIME: 16:01:27  
 SELECTION CRITERIA : ALL

MEDINA CITY SCHOOLS  
 OH Cash Position Report

PAGE NUMBER: 20

ACCOUNTING PERIOD : 4/23

FUND	SCC	DESCRIPTION BEGIN BALANCE	MTD RECEIPTS	FYTD RECEIPTS	MTD EXPENDITURES	FYTD EXPENDITURES	CURRENT FUND BALANCE	CURRENT ENCUMBRANCE	UNENCUMBERED FUND BALANCE
001		31,219,516.68	2,453,736.27	28,822,678.64	8,779,165.60	27,881,620.85	32,160,574.47	2,884,389.68	29,276,184.79
002		3,731,713.08	51,544.79	1,692,704.79	369,002.26	369,002.26	5,055,415.61	1,250.00	5,054,165.61
003		473,785.05	10,000.00	10,000.00	-41,978.44	20,255.14	463,529.91	50,521.16	413,008.75
006		1,141,851.51	286,862.75	626,352.69	283,870.39	870,338.48	897,865.72	341,256.44	556,609.28
007		48,716.42	114.38	362.20	0.00	0.00	49,078.62	20,000.00	29,078.62
008		724,007.48	112.60	356.58	0.00	0.00	724,364.06	0.00	724,364.06
009		154,039.38	32,112.95	214,481.82	-17,971.76	73,558.32	294,962.88	153,727.32	141,235.56
014		795,546.60	101,980.20	353,893.69	164,716.14	529,970.31	619,469.98	132,699.72	486,770.26
016		18,060,061.09	88,850.24	3,218,720.24	1,144,460.82	3,880,776.74	17,398,004.59	485,474.19	16,912,530.40
018		929,134.64	33,555.99	48,554.33	32,279.40	112,946.94	864,742.03	223,702.78	641,039.25
019		49,227.47	0.00	0.00	345.00	997.00	48,230.47	503.00	47,727.47
020		108,824.60	9,984.21	12,380.85	103.68	2,116.55	119,088.90	10,000.00	109,088.90
022		69,493.36	750.00	816.11	737.95	5,595.39	64,714.08	4,933.89	59,780.19
024		5,437,753.25	986,261.28	3,819,834.75	1,151,321.64	3,805,820.42	5,451,767.58	1,103,531.44	4,348,236.14



EFINANCEPLUS  
 DATE: 11/08/2022  
 TIME: 16:01:27  
 SELECTION CRITERIA : ALL

MEDINA CITY SCHOOLS  
 OH Cash Position Report

PAGE NUMBER: 21

ACCOUNTING PERIOD : 4/23

FUND	SCC	DESCRIPTION BEGIN BALANCE	MTD RECEIPTS	FYTD RECEIPTS	MTD EXPENDITURES	FYTD EXPENDITURES	CURRENT FUND BALANCE	CURRENT ENCUMBRANCE	UNENCUMBERED FUND BALANCE
027		567,443.83	12,987.82	58,057.65	13,081.18	30,527.92	594,973.56	146,106.00	448,867.56
071		3,208,431.53	1,213,307.53	2,146,183.57	219,563.96	1,762,959.26	3,591,655.84	509,093.27	3,082,562.57
200		467,857.21	36,074.87	51,728.01	17,814.52	33,083.48	486,501.74	273,516.52	212,985.22
300		377,146.03	65,775.53	306,367.21	170,031.41	341,225.36	342,287.88	165,896.57	176,391.31
401		95,960.83	147.57	188,869.93	40,273.58	201,127.79	83,702.97	126,763.21	-43,060.24
432		0.80	0.00	0.00	0.00	0.00	0.80	0.00	0.80
450		1.00	0.00	0.00	0.00	0.00	1.00	0.00	1.00
451		6,582.50	9,900.00	9,900.00	0.00	0.00	16,482.50	0.00	16,482.50
452		66.15	0.00	0.00	0.00	0.00	66.15	0.00	66.15
467		71,712.61	0.00	0.00	0.00	99,133.71	-27,421.10	0.00	-27,421.10
499		24,777.23	0.00	0.00	0.00	0.00	24,777.23	0.00	24,777.23
506		950.00	0.00	0.00	0.00	0.00	950.00	0.00	950.00
507		-279.43	0.00	0.00	344,948.05	561,372.85	-561,652.28	1,389,042.78	-1,950,695.06
516		2,925.57	0.00	0.00	193,903.93	576,209.46	-573,283.89	20,343.71	-593,627.60

EFINANCEPLUS  
 DATE: 11/08/2022  
 TIME: 16:01:27  
 SELECTION CRITERIA : ALL

MEDINA CITY SCHOOLS  
 OH Cash Position Report

PAGE NUMBER: 22

ACCOUNTING PERIOD : 4/23

FUND	SCC	DESCRIPTION BEGIN BALANCE	MTD RECEIPTS	FYTD RECEIPTS	MTD EXPENDITURES	FYTD EXPENDITURES	CURRENT FUND BALANCE	CURRENT ENCUMBRANCE	UNENCUMBERED FUND BALANCE
551		2,572.08	0.00	7,842.15	0.00	921.51	9,492.72	0.00	9,492.72
572		-15,687.56	0.00	0.00	70,110.66	282,540.40	-298,227.96	14,312.95	-312,540.91
584		-861.90	0.00	0.00	6,523.31	29,969.31	-30,831.21	16,446.03	-47,277.24
587		0.00	0.00	0.00	4,775.92	16,889.70	-16,889.70	556.32	-17,446.02
590		0.00	0.00	0.00	9,715.36	107,742.98	-107,742.98	35,499.54	-143,242.52
599		0.00	0.00	550,000.00	1,789.80	207,372.24	342,627.76	279,226.66	63,401.10
GRAND TOTALS:		67,753,269.09	5,394,058.98	42,140,085.21	12,958,584.36	41,804,074.37	68,089,279.93	8,388,793.18	59,700,486.75

# Medina City Schools

## Check Register For

### October 2022

11/8/22

4:09 PM

Check Date	Check Number	Vendor Name	Transaction Amount
10/03/2022	V709861	MEMO - HUNTINGTON NAT'L BANK	\$344,674.99
10/03/2022	V709863	MEMO - MEDICAL MUTUAL	\$216,233.92
<b>10/03/2022 - Total</b>			<b>\$560,908.91</b>
10/04/2022	V709867	MEMO MET LIFE INSURANCE	\$3,570.00
<b>10/04/2022 - Total</b>			<b>\$3,570.00</b>
10/07/2022	710837	F.C.P.E	\$133.00
10/07/2022	710838	KIDS FIRST	\$12.00
10/07/2022	710839	OAPSE	\$4,440.46
10/07/2022	710840	KEITH L RUCINSKI, CHAPTER 13 TRSTEE	\$1,638.00
10/07/2022	710841	PEOPLE QUALIFIED COMMITTEE	\$23.12
10/07/2022	V709858	GORDON FOOD SERVICE	\$13,828.35
10/07/2022	V709875	MEMO-CAPITAL ONE	\$23,032.24
10/07/2022	V710842	MEMO-FLEXSAVE	\$12,232.16
10/07/2022	V710843	MEDINA CITY SCHOOLS FOUNDATION	\$69.00
10/07/2022	V710844	MEMO - SERS - BOARD	\$62,126.45
10/07/2022	V710845	MEMO - STRS - BOARD	\$243,968.47
10/07/2022	V710846	MEMO -EFTPS - TAXES	\$249,672.14
10/07/2022	V710847	MEMO -MEDINA CITY SCHOOLS	\$480,630.90
10/07/2022	V710848	MEMO --S E R S - EMPLOYEE	\$44,873.50
10/07/2022	V710849	MEMO --S T R S - EMPLOYEE	\$255,275.43
10/07/2022	V710850	OHIO BUSINESS GATEWAY	\$48,966.40
10/07/2022	V710851	OHIO CHILD SUPPORT PAYMENT CENTRAL	\$544.08
10/07/2022	V710852	MEMO - OMNI	\$44,778.71
10/07/2022	V710853	SERS - MEMO	\$3,411.36
10/07/2022	V710854	TRUSTMARK VOLUNTARY BENEFITS	\$1,811.46
10/07/2022	V710855	UNITED WAY MEDINA & SUMMIT CO	\$93.16
<b>10/07/2022 - Total</b>			<b>\$1,491,560.39</b>
10/10/2022	V709862	ARBITERPAY TRUST ACCOUNT	\$20,000.00
10/10/2022	V709864	MEMO - MEDICAL MUTUAL	\$250,467.63
<b>10/10/2022 - Total</b>			<b>\$270,467.63</b>
10/12/2022	V709859	GORDON FOOD SERVICE	\$8,817.44
<b>10/12/2022 - Total</b>			<b>\$8,817.44</b>
10/13/2022	709734	ABC FIRE INC	\$137.50

# Medina City Schools

## Check Register For October 2022

11/8/22

4:09 PM

Check Date	Check Number	Vendor Name	Transaction Amount
10/13/2022	709735	ABDO PUBLISHING	\$41.90
10/13/2022	709736	ADVANCE AUTO PARTS	\$391.56
10/13/2022	709737	ALLIANCE FOR HIGH QUALITY EDUC	\$480.00
10/13/2022	709738	AMERICAN FIREWORKS COMPANY	\$3,800.00
10/13/2022	709739	AMPLIFIED IT LLC	\$15,960.00
10/13/2022	709740	APPLIED INDUSTRIAL TECHNOLOGIES	\$783.67
10/13/2022	709741	AQUACLEAR	\$46.85
10/13/2022	709742	ARMSTRONG UTILITIES INC.	\$716.70
10/13/2022	709743	BARNES & NOBLE BOOKSELLERS	\$6,908.45
10/13/2022	709744	BASA	\$179.00
10/13/2022	709745	BISHOP WATTERSON HIGH SCHOOL	\$275.00
10/13/2022	709746	NEW DAIRY HOLDCO, LLC.	\$4,505.57
10/13/2022	709747	BRIAN W. BARNES & CO. INC.	\$1,250.00
10/13/2022	709748	BUEHLER'S FRESH FOODS	\$130.60
10/13/2022	709749	BULK BOOKSTORE	\$1,869.85
10/13/2022	709750	CAFETERIA-PEPSI COLA ORDERS	\$1,520.83
10/13/2022	709751	CAPP USA INC.	\$1,007.77
10/13/2022	709752	CARDINAL BUS SALES & SERV INC	\$1,767.53
10/13/2022	709753	CAROLINA BIOLOGICAL SUPPLY CO.	\$31.51
10/13/2022	709754	CENTERRA CO-OP	\$27,672.03
10/13/2022	709755	CHRISTIAN CHILDREN'S HOME OF OHIO	\$3,800.00
10/13/2022	709756	CITY OF MEDINA (WATER DEPT.)	\$16,495.60
10/13/2022	709757	CITY OF MEDINA (CIVIL SERVICE)	\$25,456.40
10/13/2022	709758	CLEVELAND CLINIC ATWORK	\$376.00
10/13/2022	709759	CLEVELAND PLUMBING SUPPLY CO.	\$40.24
10/13/2022	709760	COCA COLA BOTTLING CO CSLDT	\$1,657.22
10/13/2022	709761	COUNS. CNTR OF WAYNE & HOLMES CTY.	\$39,624.65
10/13/2022	709762	CQ PRINTING	\$337.80
10/13/2022	709763	CRANDALL COMPANY INC	\$1,067.55
10/13/2022	709764	CRISIS PREVENTON INST INC.	\$409.90
10/13/2022	709765	CROWN TROPHY OF MEDINA	\$1,584.70
10/13/2022	709766	DB ENTERTAINMENT GROUP LLC	\$1,999.00
10/13/2022	709767	DOMINICS PIZZA & JO JO'S BAR	\$180.94

# Medina City Schools

## Check Register For

### October 2022

11/8/22

4:09 PM

Check Date	Check Number	Vendor Name	Transaction Amount
10/13/2022	709768	EDUCATIONAL FURNITURE LLC	\$9,720.24
10/13/2022	709769	EDUCATIONAL SERVICE CENTER OF NE OH	\$47,920.00
10/13/2022	709770	ELECTRICAL APPLIANCE REPAIR	\$1,835.00
10/13/2022	709771	EQUIPARTS CORP	\$420.05
10/13/2022	709772	ESC OF MEDINA COUNTY	\$3,087.50
10/13/2022	709773	ETIENNE MASSICOTTE	\$70.00
10/13/2022	709774	FRONTIER-ATTN: SPB	\$8.95
10/13/2022	709775	GARLAND/DBS, INC.	\$4,936.15
10/13/2022	709776	GCL EDUCATION SERVICES LLC.	\$3,465.00
10/13/2022	709777	GIONINO'S PIZZERIA	\$94.00
10/13/2022	709778	GORDON FOOD SERVICE	\$720.75
10/13/2022	709779	GRAINGER SUPPLY CO	\$855.51
10/13/2022	709780	MEDINA AREA CHAMBER OF COMMERCE	\$84.00
10/13/2022	709781	GREY HAWK GOLF LLC	\$150.00
10/13/2022	709782	GRIZZLY AUTO & TIRE	\$831.19
10/13/2022	709783	HARRISON FORD INC	\$744.14
10/13/2022	709784	HEALTHCARE BILLING SERVICES	\$823.63
10/13/2022	709785	HERSHEY CREAMERY CO	\$3,242.95
10/13/2022	709786	HOUSE OF FLOWERS BOUTIQUE	\$337.95
10/13/2022	709787	INNOVATIVE SOLUTIONS DISTRIBUTION	\$2,125.00
10/13/2022	709788	JJ AND ME, INC	\$174.95
10/13/2022	709789	JOHNSTONE SUPPLY	\$2,477.30
10/13/2022	709790	JUSTWRITE, INC.	\$400.00
10/13/2022	709791	JW PEPPER & SON, INC.	\$383.43
10/13/2022	709792	KAASP	\$40.00
10/13/2022	709793	LODI LUMBER CO	\$4.47
10/13/2022	709794	MACK'S INC.	\$858.72
10/13/2022	709795	MARS ELECTRIC CO.	\$61.61
10/13/2022	709796	MARTIN PUBLIC SEATING LLC	\$29,584.60
10/13/2022	709797	MCKINLEY MUSEUM OF HISTORY	\$511.00
10/13/2022	709798	MCS FOOD SERVICE DEPT.	\$1,061.78
10/13/2022	709799	MEDINA CITY SCHOOLS - BUSINESS DEPT	\$279.96
10/13/2022	709800	MEDINA CITY SCHOOLS -FOOD SERVICES	\$1,900.00

# Medina City Schools Check Register For October 2022

11/8/22

4:09 PM

Check Date	Check Number	Vendor Name	Transaction Amount
10/13/2022	709801	MEDINA CITY SCHOOLS	\$380.47
10/13/2022	709802	MEDINA COUNTY SOLID WASTE DIST	\$110.77
10/13/2022	709803	MEDINA FARMERS EXCHANGE CO INC	\$112.69
10/13/2022	709804	MEDINA HARDWARE INC	\$145.16
10/13/2022	709805	MEDINA SUPPLY	\$476.63
10/13/2022	709806	MINUTEMAN PRESS	\$769.63
10/13/2022	709807	MONTVILLE POLICE DEPARTMENT	\$958.00
10/13/2022	709808	NASP	\$220.00
10/13/2022	709809	ALFRED NICKLES BAKERY INC	\$1,305.62
10/13/2022	709810	NORTHFIELD POWER EQUIPMENT	\$1,190.00
10/13/2022	709811	NOWAK TOURS INC.	\$105,122.00
10/13/2022	709812	OAPT	\$50.00
10/13/2022	709813	OHIO DEPARTMENT OF COMMERCE	\$668.50
10/13/2022	709814	OHIO EDISON COMPANY	\$54,037.81
10/13/2022	709815	OHIO ELEVATOR AND LIFT	\$300.00
10/13/2022	709816	OHIO SCHOOLS COUNCIL	\$12,286.00
10/13/2022	709817	OHSAA FOUNDATION	\$300.00
10/13/2022	709818	OLIVIA BONITZ	\$47.27
10/13/2022	709819	OMI INDUSTRIAL SERVICES LLC	\$53,013.18
10/13/2022	709820	OMLA	\$220.00
10/13/2022	709821	OSBORNE MEDINA INC.	\$38.53
10/13/2022	709822	OTC BRANDS INC	\$414.89
10/13/2022	709823	OVERDRIVE INC	\$2,842.00
10/13/2022	709824	PLANK ROAD PUBLISHING INC.	\$281.18
10/13/2022	709825	PLAYHOUSE SQUARE FOUNDATION	\$2,115.00
10/13/2022	709826	PRO-ED INC.	\$830.90
10/13/2022	709827	RAMSEYER FARMS LTD.	\$512.00
10/13/2022	709828	RENTEQUIP INC.	\$1,388.00
10/13/2022	709829	REPRO-DEPOT PRINTING	\$38.50
10/13/2022	709830	RUMPKE OF OHIO INC	\$1,523.28
10/13/2022	709831	SC STRATEGIC SOLUTIONS LLC	\$150.00
10/13/2022	709832	SCOTT MOATS CONSTRUCTION SERV	\$330.00
10/13/2022	709833	SCRUBBER CITY INC	\$256.48

# Medina City Schools

## Check Register For

### October 2022

11/8/22

4:09 PM

Check Date	Check Number	Vendor Name	Transaction Amount
10/13/2022	709834	SHERWIN WILLIAMS COMPANY	\$558.87
10/13/2022	709835	STEPHANIE M. BOWLIN	\$311.25
10/13/2022	709836	SMETZER'S TIRE CENTER INC.	\$1,579.00
10/13/2022	709837	SMITH BROTHERS INC.	\$424.00
10/13/2022	709838	SNIDER RECREATION INC	\$277.44
10/13/2022	709839	SERVICE STATION EQUIP. CO.INC	\$178.00
10/13/2022	709840	STANDARD WELDING & STEEL PRODUCTS	\$16.70
10/13/2022	709841	STAPLES INC	\$666.36
10/13/2022	709842	STEARNS VIOLINS INC.	\$93.00
10/13/2022	709843	STERLING PAPER CO	\$61.61
10/13/2022	709844	SUBURBAN SCHOOL TRANSPORTATION	\$83,283.31
10/13/2022	709845	TALBERT'S COMMERCIAL PRODUCTS	\$377.41
10/13/2022	709846	TEACHER SYNERGY, LLC	\$73.31
10/13/2022	709847	THE BATTERED WOMEN'S SHELTER	\$1,565.00
10/13/2022	709848	THE GROOVY GARFOOSE	\$682.50
10/13/2022	709849	THE UPS STORE	\$17.67
10/13/2022	709850	TRACY BROWN	\$280.00
10/13/2022	709851	UNITED RENTALS (N AMERICA) INC	\$500.00
10/13/2022	709852	VERIZON WIRELESS	\$82.74
10/13/2022	709853	WELLINGTON IMPLEMENT CO. INC.	\$15.11
10/13/2022	709854	WOLFF BROS. SUPPLY INC.	\$638.05
10/13/2022	709855	WRAPAROUND EXPERTS, LLC	\$2,640.00
10/13/2022	709856	XEROX FINANCIAL SERVICES LLC	\$11,517.00
10/13/2022	V709640	AIR RITE SERVICES, INC (V-CARD)	\$2,103.36
10/13/2022	V709642	CINTAS CORPORATION (V-CARD)	\$1,335.69
10/13/2022	V709643	GARDINER SERVICE COMPANY (V-CARD)	\$54,902.00
10/13/2022	V709644	POINT SPRING & DRIVESHAFT (V-CARD)	\$1,730.53
10/13/2022	V709645	ROBERT J. VERNAK (V-CARD)	\$4,962.00
10/13/2022	V709646	SIMPLE SOLUTIONS LEARNING (V-CARD)	\$210.93
10/13/2022	V709647	A SIGN ABOVE INC.	\$210.00
10/13/2022	V709648	ABC THERAPY, LTD	\$26,924.00
10/13/2022	V709649	ACHIEVEMENT ADVANTAGE	\$3,150.00
10/13/2022	V709650	AIRGAS USA LLC	\$51.16

# Medina City Schools

## Check Register For

### October 2022

11/8/22

4:09 PM

Check Date	Check Number	Vendor Name	Transaction Amount
10/13/2022	V709651	ALAN T ROLAND	\$260.00
10/13/2022	V709656	AMAZON.COM	\$13,768.79
10/13/2022	V709657	ANTHONY BELSITO	\$1,370.00
10/13/2022	V709658	BLICK ART MATERIALS LLC	\$419.36
10/13/2022	V709659	RON A BLUE	\$85.00
10/13/2022	V709660	BLUUM OF TEXAS, LLC	\$2,295.00
10/13/2022	V709661	ANDREW L BRENNER	\$70.75
10/13/2022	V709662	DAVID M CHAMBERS	\$130.63
10/13/2022	V709663	CHRISTIA MATTEY	\$2,632.50
10/13/2022	V709664	CROSS THREAD SOLUTIONS LLC	\$156.00
10/13/2022	V709665	DANIEL WEINMANN	\$160.00
10/13/2022	V709666	KEVIN S DAUGHERTY	\$19.00
10/13/2022	V709667	DAWN PROKOP	\$1,554.00
10/13/2022	V709668	DE LAGE LANDEN FINANCIAL	\$1,300.07
10/13/2022	V709669	EASY GRAPHICS CORP	\$16,256.50
10/13/2022	V709670	EDWARD P. MEYERS	\$80.00
10/13/2022	V709671	ARLISS MICHELLE EIERDAM	\$80.00
10/13/2022	V709672	ENNIS BRITTON CO LPA	\$1,020.00
10/13/2022	V709673	ENTERPRISE FM TRUST	\$4,431.88
10/13/2022	V709674	FBN SYSTEMS INC.	\$4,485.00
10/13/2022	V709675	GABRIELE KNAFLICH	\$1,600.00
10/13/2022	V709676	GOODWILL INDUSTRIES AKRON INC	\$2,478.75
10/13/2022	V709677	GOPHER SPORT	\$5,899.65
10/13/2022	V709678	HD SUPPLY FACILITIES MAINTENANCE	\$145.79
10/13/2022	V709679	MARCIE R HENNING	\$112.88
10/13/2022	V709680	TODD E HODKEY	\$351.63
10/13/2022	V709681	JACKIE EVVARD	\$200.00
10/13/2022	V709682	JAMES W. TIGHE	\$260.00
10/13/2022	V709683	JOHNSON CONTROLS FIRE PROT	\$4,699.06
10/13/2022	V709684	JOHNSON CONTROLS INC.	\$3,606.75
10/13/2022	V709685	JOSEPH ASSION	\$240.00
10/13/2022	V709686	JOSHUA E. WILSON	\$160.00
10/13/2022	V709687	KELE, INC.	\$145.28



# Medina City Schools Check Register For October 2022

11/8/22

4:09 PM

Check Date	Check Number	Vendor Name	Transaction Amount
10/13/2022	V709688	CHARLOTTE J KOLKE	\$52.64
10/13/2022	V709689	LLA THERAPY, LLC.	\$38,173.75
10/13/2022	V709690	LORI S KELLY	\$4,402.00
10/13/2022	V709691	LPS HOLDCO LLC	\$165.51
10/13/2022	V709692	MAKERBOT INDUSTRIES, LLC	\$2,603.98
10/13/2022	V709693	MARION DENNY LEONARD	\$500.00
10/13/2022	V709694	MCMASTER-CARR SUPPLY COMPANY	\$176.03
10/13/2022	V709695	MEDINA COUNTY PORT AUTHORITY	\$853.00
10/13/2022	V709696	MICHAEL L WESNER	\$1,996.75
10/13/2022	V709697	STEVEN A MISHLER	\$73.50
10/13/2022	V709698	MEGAN RENEE MONTGOMERY	\$159.69
10/13/2022	V709699	MUSIC AND ARTS	\$797.72
10/13/2022	V709700	MYRA L BOWYER	\$160.00
10/13/2022	V709701	NEW STORY SCHOOLS OF OHIO	\$8,123.50
10/13/2022	V709702	NICHOLAS BRANDON MACLARREN	\$400.00
10/13/2022	V709703	NORDEC INC.	\$237.14
10/13/2022	V709704	SHARON L OLTERSDORF	\$123.13
10/13/2022	V709705	ORLO AUTO PARTS INC	\$1,186.69
10/13/2022	V709706	OSPA-OHIO SCHOOL PSYCHOLOGISTS	\$120.00
10/13/2022	V709707	PAYSCHOOLS	\$34.00
10/13/2022	V709708	PETERS KALAIL & MARKAKIS CO	\$1,647.39
10/13/2022	V709709	PIONEER MANUFACTURING COMPANY	\$122.12
10/13/2022	V709710	PITSCO EDUCATION, LLC.	\$330.00
10/13/2022	V709711	POWER OF THE PEN	\$450.00
10/13/2022	V709712	STANISLAV PROKORAT	\$36.25
10/13/2022	V709713	QUILL CORPORATION	\$596.34
10/13/2022	V709714	REINHARDT SUPPLY COMPANY	\$8,247.88
10/13/2022	V709715	RENAISSANCE LEARNING INC	\$4,519.20
10/13/2022	V709716	SHAYNA MICHELLE SAMOSKY	\$220.44
10/13/2022	V709717	SAVVAS LEARNING COMPANY LLC	\$1,797.12
10/13/2022	V709718	SCHOOL SPECIALTY, LLC.	\$785.50
10/13/2022	V709719	ANGELA RAE SELLARS	\$116.75
10/13/2022	V709720	SHELLEY A. MACK	\$700.00

# Medina City Schools

## Check Register For

### October 2022

11/8/22

4:09 PM

Check Date	Check Number	Vendor Name	Transaction Amount
10/13/2022	V709721	DANIEL JOSEPH SMITH	\$19.50
10/13/2022	V709722	SPORTSWORLD	\$3,445.75
10/13/2022	V709723	GLEN L STACHO	\$11.13
10/13/2022	V709724	TARA LOCHER	\$520.00
10/13/2022	V709725	TECHNOLOGY ENGINEERING GROUP, LLC	\$7,927.50
10/13/2022	V709726	THE FOWLER COMPANY	\$4,778.00
10/13/2022	V709727	ULINE, INC	\$707.59
10/13/2022	V709728	USA CUSTOM APPAREL LLC	\$291.00
10/13/2022	V709729	VINSON GROUP LLC	\$2,575.00
10/13/2022	V709730	WATERLOGIC AMERICAS LLC	\$59.95
10/13/2022	V709731	WEST MUSIC COMPANY INC	\$1,784.44
10/13/2022	V709732	WHITE HOUSE ARTESIAN SPRINGS	\$25.25
10/13/2022	V709733	ZINKAN ENTERPRISES INC.	\$2,670.75
<b>10/13/2022 - Total</b>			<b>\$900,766.79</b>
10/14/2022	V709860	OHIO DEPT OF ED - MEMO CK	\$3,943.38
10/14/2022	V709865	MEMO - MEDICAL MUTUAL	\$184,432.14
<b>10/14/2022 - Total</b>			<b>\$188,375.52</b>
10/17/2022	V709866	MEMO - MEDICAL MUTUAL	\$70,119.62
<b>10/17/2022 - Total</b>			<b>\$70,119.62</b>
10/21/2022	710856	CENTRAL COLLECTION AGENCY	\$111.82
10/21/2022	710857	CITY OF AKRON	\$291.42
10/21/2022	710858	CITY OF BRUNSWICK	\$228.33
10/21/2022	710859	F.C.P.E	\$143.00
10/21/2022	710860	KIDS FIRST	\$12.00
10/21/2022	710861	OAPSE	\$4,445.93
10/21/2022	710862	KEITH L RUCINSKI, CHAPTER 13 TRSTEE	\$1,638.00
10/21/2022	710863	PEOPLE QUALIFIED COMMITTEE	\$23.12
10/21/2022	710864	R.I.T.A.	\$52,690.70
10/21/2022	710916	ADLER TEAM SPORTS	\$2,822.20
10/21/2022	710917	ADVANCE AUTO PARTS	\$226.39
10/21/2022	710918	APOLLO PEST CONTROL INC.	\$628.00
10/21/2022	710919	AQUACLEAR	\$44.00
10/21/2022	710920	ARMSTRONG UTILITIES INC.	\$142.00

# Medina City Schools

## Check Register For

### October 2022

11/8/22

4:09 PM

Check Date	Check Number	Vendor Name	Transaction Amount
10/21/2022	710921	AUDITOR OF STATE'S OFFICE	\$6,334.00
10/21/2022	710922	BARBARA SEVER	\$285.00
10/21/2022	710923	NEW DAIRY HOLDCO, LLC.	\$2,523.40
10/21/2022	710924	BUEHLER'S FRESH FOODS	\$551.16
10/21/2022	710925	BUZZARD TOOLS LLC	\$736.98
10/21/2022	710926	CAFETERIA-PEPSI COLA ORDERS	\$1,060.82
10/21/2022	710927	CARDINAL BUS SALES & SERV INC	\$1,131.36
10/21/2022	710928	CAROLINA BIOLOGICAL SUPPLY CO.	\$84.08
10/21/2022	710929	CENTERRA CO-OP	\$9,643.50
10/21/2022	710930	CF FOX MEADOW ARCIS LLC	\$5,110.59
10/21/2022	710931	COLUMBIA GAS OF OHIO INC	\$3,789.19
10/21/2022	710932	CROWN TROPHY OF MEDINA	\$100.00
10/21/2022	710933	CUMMINS SALES AND SERVICE	\$5,335.52
10/21/2022	710934	DEMCO INC	\$315.67
10/21/2022	710935	DIRECT AIR SYSTEMS INC.	\$9,810.00
10/21/2022	710936	DISCOUNT MAGAZINE	\$302.78
10/21/2022	710937	DOMINICS PIZZA & JO JO'S BAR	\$126.35
10/21/2022	710938	ESC OF MEDINA COUNTY	\$102.36
10/21/2022	710939	ETIENNE MASSICOTTE	\$70.00
10/21/2022	710940	GORDON FOOD SERVICE	\$280.07
10/21/2022	710941	GRAINGER SUPPLY CO	\$93.84
10/21/2022	710942	HARRISON FORD INC	\$2,736.34
10/21/2022	710943	HEALTHCARE BILLING SERVICES	\$20,268.27
10/21/2022	710944	HERSHEY CREAMERY CO	\$2,697.78
10/21/2022	710945	HOME DEPOT CREDIT SERVICES	\$1,325.61
10/21/2022	710946	HOUSE OF FLOWERS BOUTIQUE	\$99.95
10/21/2022	710947	IMMIX MARKETING	\$330.00
10/21/2022	710948	JANICE HENSLEY	\$270.00
10/21/2022	710949	JONESY'S CLASSIC CLEANERS	\$738.50
10/21/2022	710950	JW PEPPER & SON, INC.	\$150.00
10/21/2022	710951	KENSTON HIGH SCHOOL	\$75.00
10/21/2022	710952	MEDINA CITY SCHOOLS -FOOD SERVICES	\$1,149.92
10/21/2022	710953	MEDINA GLASS COMPANY	\$35.17

# Medina City Schools Check Register For October 2022

11/8/22

4:09 PM

Check Date	Check Number	Vendor Name	Transaction Amount
10/21/2022	710954	MEDINA HARDWARE INC	\$6.50
10/21/2022	710955	MEDINA LIFE SUPPORT TEAM	\$805.00
10/21/2022	710956	MUSIC THEATRE INTERNATIONAL	\$5,869.93
10/21/2022	710957	NATIONAL SPEECH & DEBATE ASSOC	\$260.00
10/21/2022	710958	ALFRED NICKLES BAKERY INC	\$13.64
10/21/2022	710959	NORTH GATEWAY TIRE CO INC	\$52.89
10/21/2022	710960	OTC BRANDS INC	\$84.93
10/21/2022	710961	P & A ADMINISTRATIVE SERVICES	\$554.70
10/21/2022	710962	QUALITY LOGO PRODUCTS INC	\$359.71
10/21/2022	710963	REALLY GOOD STUFF LLC	\$54.22
10/21/2022	710964	ROBERTSON ENTERPRISES, LLC	\$875.55
10/21/2022	710965	ROJEN COMPANY	\$71.83
10/21/2022	710966	SARGENT-WELCH LLC	\$292.95
10/21/2022	710967	SC STRATEGIC SOLUTIONS LLC	\$836.10
10/21/2022	710968	SCHOLASTIC, INC.	\$321.83
10/21/2022	710969	SCRUBBER CITY INC	\$277.44
10/21/2022	710970	SNIDER RECREATION INC	\$2,600.00
10/21/2022	710971	SWEETWATER SOUND, LLC	\$104.71
10/21/2022	710972	TALBERT'S COMMERCIAL PRODUCTS	\$39.99
10/21/2022	710973	THE BOOMERANG PROJECT	\$575.00
10/21/2022	710974	UNITED RENTALS (N AMERICA) INC	\$160.00
10/21/2022	710975	USI, INC.	\$138.19
10/21/2022	710976	ANGELA & BEN BURNS	\$97.00
10/21/2022	710977	BETH & MIKE GOMEZ	\$30.00
10/21/2022	710978	CHARLOTTE & DANIEL MILLER	\$30.00
10/21/2022	710979	CHARLOTTE MILLER	\$30.00
10/21/2022	710980	COLLEEN SCHULTZ	\$60.00
10/21/2022	710981	DANA JOHNSON	\$30.00
10/21/2022	710982	DANIEL BURKE	\$36.00
10/21/2022	710983	GEORGE MORRISON	\$30.00
10/21/2022	710984	HEATHER JOHNSON	\$39.00
10/21/2022	710985	JANETTE & PHILIP WALDREN	\$204.00
10/21/2022	710986	JEFF TOMECKO	\$89.00

# Medina City Schools

## Check Register For

### October 2022

11/8/22

4:09 PM

Check Date	Check Number	Vendor Name	Transaction Amount
10/21/2022	710987	JENNIFER & MICHAEL DELUCA	\$30.00
10/21/2022	710988	KIMBERLY & PETER MULL	\$30.00
10/21/2022	710989	LANA & ROBERT CARRINO	\$30.00
10/21/2022	710990	LISA MARIE LAFROMBOISE	\$9.00
10/21/2022	710991	MARK WHITE	\$125.00
10/21/2022	710992	MEILAN LIN	\$59.00
10/21/2022	710993	NICOLE OEHLERS	\$30.00
10/21/2022	710994	TAMARA & SCOTT KOSKI	\$60.00
10/21/2022	710995	TIFFANY VALIGORE-BOZA	\$86.00
10/21/2022	710996	TINA & SCOTT SABOL	\$6.00
10/21/2022	V710865	MEMO-FLEXSAVE	\$12,399.81
10/21/2022	V710866	MEDINA CITY SCHOOLS FOUNDATION	\$69.00
10/21/2022	V710867	MEDINA CITY TEACHERS ASSOC	\$39,131.90
10/21/2022	V710868	MEMO - SERS - BOARD	\$61,997.69
10/21/2022	V710869	MEMO - STRS - BOARD	\$243,189.48
10/21/2022	V710870	MEMO -EFTPS - TAXES	\$248,756.30
10/21/2022	V710871	MEMO -MEDINA CITY SCHOOLS	\$477,970.08
10/21/2022	V710872	MEMO MET LIFE INSURANCE	\$5,068.46
10/21/2022	V710873	MEMO --S E R S - EMPLOYEE	\$44,781.49
10/21/2022	V710874	MEMO --S T R S - EMPLOYEE	\$254,464.11
10/21/2022	V710875	OHIO BUSINESS GATEWAY	\$48,716.73
10/21/2022	V710876	OHIO CHILD SUPPORT PAYMENT CENTRAL	\$544.08
10/21/2022	V710877	MEMO - OMNI	\$45,078.71
10/21/2022	V710878	SCHOOL DISTRICT INCOME TAX	\$3,661.58
10/21/2022	V710879	TRUSTMARK VOLUNTARY BENEFITS	\$1,811.46
10/21/2022	V710880	UNITED WAY MEDINA & SUMMIT CO	\$93.16
10/21/2022	V710881	WORKERS COMP MEMO	\$12,987.82
10/21/2022	V710883	CINTAS CORPORATION (V-CARD)	\$1,231.77
10/21/2022	V710884	POINT SPRING & DRIVESHAFT (V-CARD)	\$549.32
10/21/2022	V710885	ALAN T ROLAND	\$120.00
10/21/2022	V710887	AMAZON.COM	\$3,869.12
10/21/2022	V710888	ANTHONY BELSITO	\$520.00
10/21/2022	V710889	ASCD	\$239.00

# Medina City Schools

## Check Register For

### October 2022

11/8/22

4:09 PM

Check Date	Check Number	Vendor Name	Transaction Amount
10/21/2022	V710890	BLICK ART MATERIALS LLC	\$118.65
10/21/2022	V710891	BSN SPORTS LLC	\$32.86
10/21/2022	V710892	DE LAGE LANDEN FINANCIAL	\$296.92
10/21/2022	V710893	EASY GRAPHICS CORP	\$998.00
10/21/2022	V710894	GOPHER SPORT	\$179.92
10/21/2022	V710895	JOSHEN PAPER & PACKAGING CO.	\$614.66
10/21/2022	V710896	NOTABLE, INC. (KAMI)	\$12,617.50
10/21/2022	V710897	MCMASTER-CARR SUPPLY COMPANY	\$1,124.89
10/21/2022	V710898	MEDCO SUPPLY	\$189.11
10/21/2022	V710899	MEDINA COUNTY PORT AUTHORITY	\$853.00
10/21/2022	V710900	MICHAEL L WESNER	\$190.00
10/21/2022	V710901	MUSIC AND ARTS	\$586.00
10/21/2022	V710902	ALEXANDRA H MUSSELMAN	\$312.68
10/21/2022	V710903	NICHOLAS BRANDON MACLARREN	\$310.00
10/21/2022	V710904	ORLO AUTO PARTS INC	\$151.88
10/21/2022	V710905	QUILL CORPORATION	\$455.27
10/21/2022	V710906	REDTREE INVESTMENT GROUP	\$1,523.60
10/21/2022	V710907	SCHOOL SPECIALTY, LLC.	\$864.97
10/21/2022	V710908	SHERYL ANN SCHRADER	\$176.56
10/21/2022	V710909	THINK SOCIAL PUBLISHING, INC	\$68.45
10/21/2022	V710910	SPORTSWORLD	\$2,220.80
10/21/2022	V710911	STANTON'S SHEET MUSIC INC	\$818.50
10/21/2022	V710912	SUPERIOR PRINTING INC	\$415.84
10/21/2022	V710913	TARA LOCHER	\$380.00
10/21/2022	V710914	TECHNOLOGY ENGINEERING GROUP, LLC	\$2,100.00
10/21/2022	V710915	USA MOBILE DRUG TESTING	\$510.00
10/21/2022	V710997	JULIE ANNE PHILLIPS	\$30.00
10/21/2022	V710998	KRISTINE M QUALLICH	\$24.00
<b>10/21/2022 - Total</b>			<b>\$1,692,020.36</b>
10/24/2022	V711000	GORDON FOOD SERVICE	\$8,515.92
<b>10/24/2022 - Total</b>			<b>\$8,515.92</b>
10/25/2022	V710999	MEMO - MEDICAL MUTUAL	\$135,253.30
<b>10/25/2022 - Total</b>			<b>\$135,253.30</b>

# Medina City Schools

## Check Register For October 2022

11/8/22

4:09 PM

Check Date	Check Number	Vendor Name	Transaction Amount
10/26/2022	V711001	GORDON FOOD SERVICE	\$8,925.33
10/26/2022	V711004	SYSCO CLEVELAND INC	\$52,181.67
<b>10/26/2022 - Total</b>			<b>\$61,107.00</b>
10/28/2022	711055	AGM ENERGY SERVICES, LLC	\$255,247.79
10/28/2022	711056	AG-PRO OHIO LLC	\$75.27
10/28/2022	711057	ALBRIGHT SECURITY CENTER INC.	\$37.50
10/28/2022	711058	ARMSTRONG UTILITIES INC.	\$299.35
10/28/2022	711059	BANNER SUPPLY COMPANY INC	\$313.00
10/28/2022	711060	BARNES & NOBLE BOOKSELLERS	\$13.82
10/28/2022	711061	NEW DAIRY HOLDCO, LLC.	\$1,725.58
10/28/2022	711062	BUEHLER'S FRESH FOODS	\$523.69
10/28/2022	711063	BULK BOOKSTORE	\$1,963.01
10/28/2022	711064	CARDINAL BUS SALES & SERV INC	\$278.92
10/28/2022	711065	CARL'S CRANE SERVICE LLC	\$450.00
10/28/2022	711066	CAROLINA BIOLOGICAL SUPPLY CO.	\$199.14
10/28/2022	711067	CATHARINE M FAFRAK	\$300.00
10/28/2022	711068	COLUMBIA GAS OF OHIO INC	\$44.14
10/28/2022	711069	DECKER EQUIPMENT/SCHOOL FIX	\$224.06
10/28/2022	711070	EDUCATIONAL SERVICE CENTER OF NE OH	\$170.00
10/28/2022	711071	ELIZABETH KISSNER	\$9.02
10/28/2022	711072	ESC OF MEDINA COUNTY	\$59,706.92
10/28/2022	711073	FRONTIER NORTH INC	\$4,799.14
10/28/2022	711074	GABCA	\$30.00
10/28/2022	711075	GENERAL MAINTENANCE	\$1,050.00
10/28/2022	711076	GRAINGER SUPPLY CO	\$322.38
10/28/2022	711077	GREAT LAKES BIOMEDICAL LLC	\$345.00
10/28/2022	711078	HARRISON FORD INC	\$20.74
10/28/2022	711079	HERSHEY CREAMERY CO	\$267.24
10/28/2022	711080	INTERACTIVE HEALTH	\$3,329.00
10/28/2022	711081	LEARNWELL	\$59.85
10/28/2022	711082	MARS ELECTRIC CO.	\$81.63
10/28/2022	711083	MARTIN PUBLIC SEATING LLC	\$28,881.90
10/28/2022	711084	MCS FOOD SERVICE DEPT.	\$36.84

# Medina City Schools Check Register For October 2022

11/8/22

4:09 PM

Check Date	Check Number	Vendor Name	Transaction Amount
10/28/2022	711085	MEDINA CITY SCHOOLS -FOOD SERVICES	\$64,930.00
10/28/2022	711086	MEDINA COUNTY SANITARY	\$1,849.86
10/28/2022	711087	MEDINA GLASS COMPANY	\$74.95
10/28/2022	711088	MEDINA HARDWARE INC	\$78.09
10/28/2022	711089	MIDLAND HARDWARE COMPANY	\$151.00
10/28/2022	711090	NAEIR	\$387.00
10/28/2022	711091	ALFRED NICKLES BAKERY INC	\$1,170.55
10/28/2022	711092	OASSA	\$545.00
10/28/2022	711093	OHIO EDISON COMPANY	\$21,475.25
10/28/2022	711094	OHIO SCHOOL BOARDS ASSOC	\$2,700.00
10/28/2022	711095	COUNTY TREASURERS' EDUCATIONAL FUND	\$200.00
10/28/2022	711096	OPTIMA INC.	\$224.94
10/28/2022	711097	OTC BRANDS INC	\$89.25
10/28/2022	711098	WORKS INTERNATIONAL INC	\$15,248.00
10/28/2022	711099	SC STRATEGIC SOLUTIONS LLC	\$270.00
10/28/2022	711100	SCHOLASTIC BOOK CLUBS INC	\$122.00
10/28/2022	711101	SCHOLASTIC INC	\$143.66
10/28/2022	711102	SCRUBBER CITY INC	\$465.77
10/28/2022	711103	SHERWIN WILLIAMS COMPANY	\$13.13
10/28/2022	711104	SMETZER'S TIRE CENTER INC.	\$448.50
10/28/2022	711105	SERVICE STATION EQUIP. CO.INC	\$490.60
10/28/2022	711106	STAPLES INC	\$36.10
10/28/2022	711107	STARTSOLE	\$1,500.00
10/28/2022	711108	TALBERT'S COMMERCIAL PRODUCTS	\$50.23
10/28/2022	711109	TEACHER SYNERGY, LLC	\$31.49
10/28/2022	711110	TPRS BOOKS	\$125.00
10/28/2022	711111	VALERIE PURTILO	\$1,102.50
10/28/2022	711112	WHOA DOUGH LLC	\$75.00
10/28/2022	711113	WOLFF BROS. SUPPLY INC.	\$754.52
10/28/2022	V711005	CINTAS CORPORATION (V-CARD)	\$57.89
10/28/2022	V711006	FOLLETT SCHOOL SOLUTIONS (V-CARD)	\$453.22
10/28/2022	V711007	ROBERT J. VERNAK (V-CARD)	\$1,035.00
10/28/2022	V711008	SONOVA USA, INC. (V-CARD)	\$3,288.13



# Medina City Schools

## Check Register For

### October 2022

11/8/22

4:09 PM

Check Date	Check Number	Vendor Name	Transaction Amount
10/28/2022	V711009	A SIGN ABOVE INC.	\$725.00
10/28/2022	V711010	ALAN T ROLAND	\$140.00
10/28/2022	V711013	AMAZON.COM	\$5,800.43
10/28/2022	V711014	ANTHONY BELSITO	\$620.00
10/28/2022	V711015	BATTELLE FOR KIDS	\$880.00
10/28/2022	V711016	BAUMSPAGE.COM, LLC	\$81.00
10/28/2022	V711017	BLICK ART MATERIALS LLC	\$263.68
10/28/2022	V711018	AMY ELIZABETH BREWER	\$6.38
10/28/2022	V711019	BRICKER & ECKLER LLP	\$1,500.00
10/28/2022	V711020	PAUL H. BROOKES PUBLISHING CO. INC.	\$3,706.00
10/28/2022	V711021	CDWG	\$12,568.19
10/28/2022	V711022	DAWN PROKOP	\$2,899.88
10/28/2022	V711023	DYNAMERICAN INC.	\$2,855.00
10/28/2022	V711024	EDWARD P. MEYERS	\$65.00
10/28/2022	V711025	ARLISS MICHELLE EIERDAM	\$65.00
10/28/2022	V711026	TIFFANY IRENE EMERSON-KOSMAN	\$69.57
10/28/2022	V711027	GRANT US HOPE	\$17,500.00
10/28/2022	V711028	MASON DOUGLAS HARPER	\$147.38
10/28/2022	V711029	JAMES W. TIGHE	\$130.00
10/28/2022	V711030	JOSEPH ASSION	\$65.00
10/28/2022	V711031	JOSHEN PAPER & PACKAGING CO.	\$1,423.67
10/28/2022	V711032	MELISSA KARAGIOZIS	\$346.20
10/28/2022	V711033	LEXIA LEARNING SYSTEMS LLC	\$59.00
10/28/2022	V711034	LORI S KELLY	\$2,201.00
10/28/2022	V711035	TRACY ANN MACHALEC	\$133.75
10/28/2022	V711036	MAKERBOT INDUSTRIES, LLC	\$2,048.60
10/28/2022	V711037	MCMASTER-CARR SUPPLY COMPANY	\$68.55
10/28/2022	V711038	ANGELA LYNN MORMAN	\$30.94
10/28/2022	V711039	ALEXANDRA H MUSSELMAN	\$574.93
10/28/2022	V711040	NEW STORY SCHOOLS OF OHIO	\$8,123.50
10/28/2022	V711041	NICHOLAS BRANDON MACLARREN	\$180.00
10/28/2022	V711042	JESSICA LYNN NIEMANTSVERDRIET	\$6.49
10/28/2022	V711043	ORLO AUTO PARTS INC	\$57.63

# Medina City Schools Check Register For October 2022

11/8/22

4:09 PM

Check Date	Check Number	Vendor Name	Transaction Amount
10/28/2022	V711044	EMILY J PETTWAY	\$69.63
10/28/2022	V711045	PSI AFFILIATES INC.	\$17,643.37
10/28/2022	V711046	REINHARDT SUPPLY COMPANY	\$5,306.52
10/28/2022	V711047	SHAYNA MICHELLE SAMOSKY	\$131.25
10/28/2022	V711048	SCHOOL SPECIALTY, LLC.	\$701.82
10/28/2022	V711049	SENDERO THERAPIES INC.	\$75,235.16
10/28/2022	V711050	SPORTSWORLD	\$5,617.75
10/28/2022	V711051	TRACI N SWANTEK	\$98.00
10/28/2022	V711052	TARA LOCHER	\$260.00
10/28/2022	V711053	TOTAL EDUCATION SOLUTIONS, INC.	\$8,323.70
10/28/2022	V711054	US AWARDS INC	\$2,707.14
<b>10/28/2022 - Total</b>			<b>\$661,827.67</b>
10/31/2022	711114	SUPERIOR PRINTING INC	\$415.84
10/31/2022	V711115	MEMO - A&M ENDEAVORS LLC	\$54.95
10/31/2022	V711116	MEMO - WESTFIELD BANK	\$778.03
10/31/2022	V711117	MEMO - BUREAU WORK COMP	\$13,081.18
10/31/2022	V711118	MEMO - MEDICAL MUTUAL	\$216,971.62
10/31/2022	V711119	OHIO DEPT OF ED - MEMO CK	\$13,910.13
10/31/2022	V711120	MEMO MET LIFE INSURANCE	\$25.52
10/31/2022	V711121	MEMO MET LIFE INSURANCE	\$50,847.61
10/31/2022	V711122	MEMO - P & A ADMINISTRATIVE	\$781.61
10/31/2022	V711128	MEMO - P & A ADMINISTRATIVE	\$22,089.49
<b>10/31/2022 - Total</b>			<b>\$318,955.98</b>
<b>Overall - Total</b>			<b>\$6,372,266.53</b>

Fiscal Year	Fund - Expended	Function First Two Digits	Fiscal Year Budgeted Amount	% Expended	Fiscal Year Expense Amount	Fiscal Year Encumbrance Amount	Balance
23	0010000	1100	\$1,471,981.85	0.0030757	\$4,527.38	\$2,375.00	\$1,465,079.47
23	0010000	1100	\$18,114,016.63	0.31240232	\$5,658,860.74	\$48,572.61	\$12,406,583.28
23	0010000	1100	\$8,666,117.72	0.46558872	\$4,034,846.68	\$30,746.39	\$4,600,524.65
23	0010000	1100	\$10,684,977.50	0.36175456	\$3,865,339.35	\$137,227.38	\$8,682,410.77
23	0010000	1100	\$50,358.76	0.1576121	\$7,937.15	\$22,421.61	\$20,000.00
23	0010000	1100	\$137,339.00	0.23765784	\$32,639.69	\$62,661.26	\$42,038.05
23	0010000	1100	\$52,184.00	0.15160451	\$7,911.33	\$17,785.16	\$26,487.51
23	0010000	1200	\$510,157.00	0.43175297	\$220,281.80	\$6,744.59	\$283,150.61
23	0010000	1200	\$60,000.00	0.16368333	\$9,821.00	\$2,634.40	\$47,544.60
23	0010000	1200	\$711,748.00	0.49252116	\$350,550.95	\$0.00	\$361,197.05
23	0010000	1200	\$463,439.00	0.41836524	\$192,959.89	\$0.00	\$270,479.11
23	0010000	1200	\$0.00		\$0.00	\$0.00	\$0.00
23	0010000	1200	\$2,302,445.61	0.42519237	\$978,982.30	\$0.00	\$1,323,463.31
23	0010000	1200	\$205,165.00	0	\$0.00	\$0.00	\$205,165.00
23	0010000	1200	\$2,548,981.63	0.07717986	\$196,730.04	\$0.00	\$2,352,251.59
23	0010000	1200	\$689,962.00	0.30711336	\$211,896.55	\$0.00	\$478,065.45
23	0010000	1200	\$1,000.00	0	\$0.00	\$0.00	\$1,000.00
23	0010000	1200	\$413,556.00	0.51553678	\$213,203.33	\$0.00	\$200,352.67
23	0010000	1200	\$0.00		\$0.00	\$0.00	\$0.00
23	0010000	1200	\$1,941,142.00	0.40205797	\$780,451.62	\$0.00	\$1,160,690.38
23	0010000	1200	\$25,000.00	0	\$0.00	\$0.00	\$25,000.00
23	0010000	1200	\$212,633.00	0.43448872	\$92,386.64	\$900.00	\$119,346.36
23	0010000	1200	\$308,169.00	0.49730937	\$153,255.33	\$0.00	\$154,913.67
23	0010000	1200	\$527,357.00	0.38422573	\$202,624.13	\$594.96	\$324,137.91
23	0010000	1200	\$3,484,369.81	0.32945614	\$1,147,947.02	\$488,757.69	\$1,847,665.10
23	0010000	1300	\$289,731.00	0.34003859	\$98,519.72	\$52,200.00	\$139,011.28
23	0010000	1300	\$22,557.00	0	\$0.00	\$0.00	\$22,557.00
23	0010000	1900	\$264,170.00	0	\$0.00	\$0.00	\$264,170.00
23	0010000	1900	\$147,019.95	0.19678812	\$28,931.78	\$10,400.00	\$107,688.17
23	0010000	1900	\$4,847,865.98	0.08279932	\$401,400.00	\$227,168.24	\$4,219,297.44
23	0010000	2100	\$643,634.08	0.40927095	\$263,420.73	\$12,491.63	\$367,721.72
23	0010000	2100	\$1,440,700.00	0.46801414	\$674,267.97	\$200.00	\$766,232.03
23	0010000	2100	\$31,325.00	2.10412642	\$65,911.76	\$0.00	(\$34,586.76)
23	0010000	2100	\$397,273.31	0.06119968	\$24,313.00	\$78,687.00	\$294,273.31
23	0010000	2100	\$897,828.00	0.42647856	\$382,904.39	\$0.00	\$514,923.61
23	0010000	2100	\$5,254.00	0.5943091	\$3,122.50	\$2,100.00	\$31.50
23	0010000	2100	\$1,043,218.00	0.31054294	\$323,963.98	\$85,131.25	\$634,122.77
23	0010000	2100	\$599,928.77	0.27049648	\$162,279.82	\$219,041.27	\$218,607.68
23	0010000	2100	\$394,093.24	0.14827263	\$58,433.32	\$139,843.62	\$195,816.30
23	0010000	2100	\$22,505.00	0.18535881	\$4,171.50	\$0.00	\$18,333.50
23	0010000	2100	\$6,596.00	0	\$0.00	\$0.00	\$6,596.00
23	0010000	2200	\$0.00		\$0.00	\$0.00	\$0.00
23	0010000	2200	\$668,951.63	0.35530442	\$237,881.47	\$13,000.00	\$418,270.16
23	0010000	2200	\$49,640.65	0.0342145	\$1,698.43	\$16,835.00	\$31,107.22
23	0010000	2200	\$4,137.00	0	\$0.00	\$0.00	\$4,137.00
23	0010000	2200	\$682,252.55	0.38955771	\$265,776.74	\$19,112.73	\$397,363.08
23	0010000	2300	\$185,697.00	0.85007598	\$157,856.56	\$16,800.00	\$11,040.44
23	0010000	2400	\$346,541.60	0.41591437	\$144,131.63	\$6,097.17	\$196,312.80
23	0010000	2400	\$722,780.00	0.26802809	\$193,725.34	\$0.00	\$529,054.66
23	0010000	2400	\$0.00		\$0.00	\$0.00	\$0.00
23	0010000	2400	\$749,936.26	0.35860818	\$266,933.28	\$122,641.50	\$356,361.48
23	0010000	2400	\$4,231,213.02	0.38682781	\$1,636,750.85	\$56,162.25	\$2,538,299.92
23	0010000	2400	\$1,000.00	0.09595	\$95.95	\$904.05	\$0.00
23	0010000	2400	\$1,500.00	0.34533333	\$518.00	\$600.00	\$382.00
23	0010000	2400	\$45,800.00	0.34237991	\$15,681.00	\$7,219.00	\$22,900.00
23	0010000	2500	\$1,625,834.83	0.37144277	\$603,904.59	\$25,243.34	\$996,686.90
23	0010000	2500	\$69,034.00	0.18218559	\$12,577.00	\$46,145.00	\$10,312.00
23	0010000	2600	\$399,421.42	0.39169404	\$156,450.99	\$57,427.86	\$185,542.57
23	0010000	2600	\$398.00	0	\$0.00	\$0.00	\$398.00
23	0010000	2600	\$25,847.65	0.08382696	\$2,166.73	\$19,581.29	\$4,099.63
23	0010000	2700	\$4,311,012.12	0.38036303	\$1,639,749.63	\$804,202.82	\$1,867,059.67
23	0010000	2700	\$2,961,787.00	0.41072319	\$1,216,474.60	\$0.00	\$1,745,312.40
23	0010000	2700	\$2,595.00	0.73171484	\$1,898.80	\$348.90	\$347.30
23	0010000	2800	\$0.00		\$0.00	\$0.00	\$0.00
23	0010000	2800	\$0.00		\$0.00	\$0.00	\$0.00
23	0010000	2800	\$4,536.00	0.02771384	\$125.71	\$0.00	\$4,410.29
23	0010000	2800	\$0.00		\$0.00	\$0.00	\$0.00
23	0010000	2800	\$0.00		\$0.00	\$0.00	\$0.00
23	0010000	2900	\$206,721.66	0.26806635	\$55,415.12	\$1,299.40	\$150,007.14
23	0010000	2900	\$400.00	0.125	\$50.00	\$100.00	\$250.00
23	0010000	2900	\$467,213.53	0.20916933	\$97,726.74	\$0.00	\$369,486.79
23	0010000	2900	\$12,513.00	0.66408215	\$8,309.66	\$1,626.87	\$2,576.47
23	0010000	3200	\$48,132.00	0.21916563	\$10,548.88	\$0.00	\$37,583.12
23	0010000	3200	\$6,687.25	0.0179446	\$120.00	\$13,953.18	(\$7,385.93)
23	0010000	3200	\$0.00		\$0.00	\$0.00	\$0.00
23	0010000	4100	\$1,551.00	0.11992908	\$186.01	\$0.00	\$1,364.99
23	0010000	4100	\$4,991.00	0	\$0.00	\$0.00	\$4,991.00
23	0010000	4100	\$5,486.00	0	\$0.00	\$0.00	\$5,486.00
23	0010000	4100	\$23,271.00	0	\$0.00	\$0.00	\$23,271.00
23	0010000	4100	\$83,233.00	0.35292408	\$29,374.93	\$1,705.26	\$52,152.81
23	0010000	4100	\$15,559.00	0.03409024	\$530.41	\$0.00	\$15,028.59
23	0010000	4100	\$4,815.00	0.39825545	\$1,917.60	\$0.00	\$2,897.40
23	0010000	4100	\$38,027.00	0.15517369	\$5,900.79	\$0.00	\$32,126.21
23	0010000	4100	\$31,933.00	0.0762747	\$2,435.68	\$0.00	\$29,497.32
23	0010000	4500	\$67,179.00	0.14234255	\$9,562.43	\$0.00	\$57,616.57
23	0010000	4500	\$11,327.00	0	\$0.00	\$0.00	\$11,327.00
23	0010000	4500	\$23,549.00	0	\$0.00	\$0.00	\$23,549.00
23	0010000	4500	\$18,499.00	0	\$0.00	\$0.00	\$18,499.00
23	0010000	4500	\$119,084.00	0.08017752	\$9,547.86	\$0.00	\$109,536.14
23	0010000	4500	\$29,723.00	0	\$0.00	\$0.00	\$29,723.00
23	0010000	4500	\$31,636.00	0.99284075	\$31,409.51	\$0.00	\$226.49
23	0010000	4500	\$27,086.00	0.21069667	\$5,706.93	\$0.00	\$21,379.07
23	0010000	4500	\$16,989.00	0	\$0.00	\$0.00	\$16,989.00
23	0010000	4500	\$10,258.00	0	\$0.00	\$0.00	\$10,258.00
23	0010000	4500	\$108,794.00	0	\$0.00	\$0.00	\$108,794.00
23	0010000	4500	\$41,147.00	0	\$0.00	\$0.00	\$41,147.00
23	0010000	4500	\$0.00		\$0.00	\$0.00	\$0.00
23	0010000	4500	\$50,140.00	0	\$0.00	\$0.00	\$50,140.00
23	0010000	4500	\$34,296.00	0	\$0.00	\$0.00	\$34,296.00
23	0010000	4500	\$32,273.00	0	\$0.00	\$0.00	\$32,273.00

Fiscal Year	Fund - Expedger	Function First Two Digits	Fiscal Year Budgeted Amount	% Expended	Fiscal Year Expense Amount	Fiscal Year Encumbrance Amount	Balance
23	0010000	4500	\$34,775.00	0.26580273	\$9,938.79	\$0.00	\$24,836.21
23	0010000	4500	\$21,077.00	0	\$0.00	\$0.00	\$21,077.00
23	0010000	4500	\$11,921.00	0	\$0.00	\$0.00	\$11,921.00
23	0010000	4500	\$27,939.00	0.20408783	\$5,702.01	\$0.00	\$22,236.99
23	0010000	4500	\$14,870.00	0	\$0.00	\$0.00	\$14,870.00
23	0010000	4500	\$15,127.00	0	\$0.00	\$0.00	\$15,127.00
23	0010000	4500	\$28,737.00	0.70476459	\$20,252.82	\$0.00	\$8,484.18
23	0010000	4500	\$11,431.00	0	\$0.00	\$0.00	\$11,431.00
23	0010000	4500	\$347,859.00	0.38090639	\$132,466.93	\$4,700.00	\$210,692.07
23	0010000	4500	\$29,271.00	0.17083086	\$5,000.39	\$0.00	\$24,270.61
23	0010000	4500	\$17,033.00	0.15323196	\$2,610.00	\$0.00	\$14,423.00
23	0010000	4600	\$13,761.00	0.28697842	\$3,949.11	\$0.00	\$9,811.89
23	0010000	4600	\$4,356.00	0	\$0.00	\$0.00	\$4,356.00
23	0010000	4600	\$11,774.00	0	\$0.00	\$0.00	\$11,774.00
23	0010000	4600	\$31,722.00	0.13488116	\$4,278.70	\$0.00	\$27,443.30
23	0010000	4600	\$11,216.00	0.06279601	\$704.32	\$0.00	\$10,511.68
23	0010000	4600	\$1,511.00	0	\$0.00	\$0.00	\$1,511.00
23	0010000	4600	\$10,184.00	0.09814808	\$999.54	\$0.00	\$9,184.46
23	0010000	5800	\$261,422.00	0	\$0.00	\$0.00	\$261,422.00
23	0010000	7200	\$460,888.00	0.02169725	\$10,000.00	\$0.00	\$450,888.00
23	0010000	7400	\$400,000.00	0	\$0.00	\$0.00	\$400,000.00
23	0010000	7500	\$0.00	0.34753243	\$6,005.00	\$0.00	(\$6,005.00)
23	0029000	2500	\$70,000.00	0.34753243	\$24,327.27	\$0.00	\$45,672.73
23	0029000	6100	\$4,385,768.76	0	\$0.00	\$0.00	\$4,385,768.76
23	0029012	2500	\$1,500.00	0	\$0.00	\$1,250.00	\$250.00
23	0029012	6100	\$1,730,512.50	0	\$0.00	\$0.00	\$1,730,512.50
23	0029014	6100	\$344,675.00	0.99999997	\$344,674.99	\$0.00	\$0.01
23	0030000	2700	\$0.00	0	\$0.00	\$0.00	\$0.00
23	0039000	2700	\$0.00	0	\$0.00	\$0.00	\$0.00
23	0039001	2700	\$810,000.00	0.02500635	\$20,255.14	\$50,521.16	\$739,223.70
23	0060000	3100	\$171,352.09	0.41622871	\$71,321.66	\$800.00	\$99,230.43
23	0060000	3100	\$1,375,568.30	0.37460111	\$515,289.41	\$43,894.50	\$816,384.39
23	0060000	7400	\$0.00	0	\$0.00	\$0.00	\$0.00
23	0069006	3100	\$2,135,183.70	0.13288197	\$283,727.41	\$296,561.94	\$1,554,894.35
23	0069022	3100	\$3,063.00	0	\$0.00	\$0.00	\$3,063.00
23	0069023	3100	\$3,135.00	0	\$0.00	\$0.00	\$3,135.00
23	0079004	3200	\$20,000.00	0	\$0.00	\$20,000.00	\$0.00
23	0079111	3200	\$500.00	0	\$0.00	\$0.00	\$500.00
23	0079333	3200	\$5,000.00	0	\$0.00	\$0.00	\$5,000.00
23	0089002	3200	\$250.00	0	\$0.00	\$0.00	\$250.00
23	0089003	3200	\$50,000.00	0	\$0.00	\$0.00	\$50,000.00
23	0089112	3200	\$500.00	0	\$0.00	\$0.00	\$500.00
23	0099000	1100	\$28,974.00	-0.99854283	(\$28,931.78)	\$0.00	\$57,905.78
23	0099000	1100	\$6,345.00	0	\$0.00	\$0.00	\$6,345.00
23	0099110	1100	\$8,017.00	0.34369121	\$2,067.99	\$984.45	\$2,964.56
23	0099120	1100	\$10,533.00	0.61506313	\$6,478.46	\$1,994.90	\$2,059.64
23	0099130	1100	\$11,706.00	0.74777208	\$8,753.42	\$1,250.00	\$1,702.58
23	0099140	1100	\$10,082.00	0.59017953	\$5,950.19	\$1,595.17	\$2,536.64
23	0099160	1100	\$12,319.00	0.56849095	\$7,003.24	\$1,568.82	\$3,746.94
23	0099170	1100	\$13,871.00	0.61639031	\$8,549.95	\$2,000.00	\$3,321.05
23	0099180	1100	\$12,458.00	0.63481056	\$7,908.47	\$2,319.12	\$2,230.41
23	0099200	1100	\$23,620.50	0.5887496	\$13,906.56	\$6,442.49	\$3,271.45
23	0099210	1100	\$22,255.50	0.46021029	\$10,242.21	\$9,248.74	\$2,764.55
23	0099300	1100	\$99,821.12	0.31773446	\$31,716.61	\$43,408.63	\$24,695.88
23	0099300	2400	\$72,000.00	-0.00120833	(\$87.00)	\$72,415.00	(\$328.00)
23	0099301	2400	\$10,500.00	0	\$0.00	\$10,500.00	\$0.00
23	0149016	1100	\$258,699.00	0.4217145	\$109,097.12	\$0.00	\$149,601.88
23	0149016	2100	\$0.00	0	\$0.00	\$0.00	\$0.00
23	0149016	2400	\$90,966.00	0.1805169	\$16,420.90	\$0.00	\$74,545.10
23	0149016	2400	\$719.00	0	\$0.00	\$0.00	\$719.00
23	0149016	7200	\$0.00	0	\$0.00	\$0.00	\$0.00
23	0149016	7400	\$0.00	0	\$0.00	\$0.00	\$0.00
23	0149116	1200	\$253,004.00	0.39502826	\$99,943.73	\$0.00	\$153,060.27
23	0149116	1200	\$216,080.00	0.39075588	\$84,434.53	\$0.00	\$131,645.47
23	0149116	1200	\$54,000.00	0.01115648	\$602.45	\$7,071.92	\$46,325.63
23	0149116	2100	\$17,089.00	0.38584041	\$6,585.91	\$0.00	\$10,483.09
23	0149116	2100	\$100,000.00	0.1403244	\$14,032.44	\$14,000.00	\$71,967.56
23	0149116	2100	\$300,000.00	0.35566027	\$106,698.08	\$106,000.00	\$87,301.92
23	0149116	2200	\$4,000.00	0	\$0.00	\$2,549.00	\$1,451.00
23	0149116	2400	\$85,991.00	0.36072554	\$31,019.15	\$0.00	\$54,971.85
23	0149116	2400	\$158,224.86	0.38615089	\$61,098.67	\$1,554.12	\$95,572.07
23	0149116	2700	\$137.81	0.2708802	\$37.33	\$24.68	\$75.80
23	0149116	4100	\$6,000.00	0	\$0.00	\$1,500.00	\$4,500.00
23	0149116	7400	\$0.00	0	\$0.00	\$0.00	\$0.00
23	0160000	1100	\$3,873,124.00	0.3416241	\$1,323,152.49	\$0.00	\$2,549,971.51
23	0160000	1100	\$171,335.00	0.39835095	\$68,251.46	\$0.00	\$103,083.54
23	0160000	1100	\$139,699.00	1.4896811	\$208,106.96	\$0.00	(\$68,407.96)
23	0160000	1200	\$282,763.00	0	\$0.00	\$0.00	\$282,763.00
23	0160000	1200	\$177,140.00	0.763633	\$135,269.95	\$0.00	\$41,870.05
23	0160000	1200	\$47,319.00	0.34461865	\$16,307.01	\$0.00	\$31,011.99
23	0160000	1200	\$130,027.00	0.79608589	\$103,512.66	\$0.00	\$26,514.34
23	0160000	1200	\$0.00	0	\$3,391.44	\$0.00	(\$3,391.44)
23	0160000	1200	\$42.00	0	\$0.00	\$0.00	\$42.00
23	0160000	1900	\$35,540.00	0	\$0.00	\$0.00	\$35,540.00
23	0160000	2100	\$2,473.00	2.14778002	\$5,311.46	\$0.00	(\$2,838.46)
23	0160000	2400	\$0.00	0	\$2,852.59	\$0.00	(\$2,852.59)
23	0160000	2400	\$0.00	0	\$1,298.29	\$0.00	(\$1,298.29)
23	0160000	2400	\$44,000.00	0.28044295	\$12,339.49	\$16,663.25	\$14,997.26
23	0160000	2400	\$7,495.00	0	\$0.00	\$0.00	\$7,495.00
23	0160000	2400	\$2,215.00	0	\$0.00	\$0.00	\$2,215.00
23	0160000	2500	\$110,100.00	0.37644487	\$41,446.58	\$0.00	\$68,653.42
23	0160000	2700	\$1,500.00	1	\$1,500.00	\$0.00	\$0.00
23	0160000	2800	\$383,620.00	0.27296564	\$104,715.08	\$0.00	\$278,904.92
23	0160000	2800	\$776,209.23	0.25511548	\$198,022.99	\$99,078.81	\$479,107.43
23	0160000	2800	\$1,790,815.00	0.40788173	\$730,082.56	\$0.00	\$1,060,732.44
23	0160000	2800	\$1,134,641.63	0.45363297	\$514,710.85	\$369,732.13	\$250,196.65
23	0160000	2800	\$356,821.00	0.30087557	\$107,358.72	\$0.00	\$249,462.28
23	0160000	4100	\$5,853.00	0	\$0.00	\$0.00	\$5,853.00
23	0160410	2100	\$86,204.00	0.58835634	\$50,718.67	\$0.00	\$35,485.33
23	0161000	1100	\$302,635.00	0.43080232	\$130,375.86	\$0.00	\$172,259.14

Fiscal Year	Fund - Expledger	Function First Two Digits	Fiscal Year Budgeted Amount	% Expensed	Fiscal Year Expense Amount	Fiscal Year Encumbrance Amount	Balance
23	0161000	1100	\$8,362.00	0	\$0.00	\$0.00	\$8,362.00
23	0161000	1200	\$293,651.00	0.41563499	\$122,051.63	\$0.00	\$171,599.37
23	0161000	2100	\$14,019.00	0	\$0.00	\$0.00	\$14,019.00
23	0180000	2600	\$0.00		\$0.00	\$0.00	\$0.00
23	0189000	2400	\$0.00		\$0.00	\$0.00	\$0.00
23	0189110	1100	\$500.00	0	\$0.00	\$200.00	\$300.00
23	0189110	2400	\$13,750.12	0.28095537	\$3,863.17	\$4,382.27	\$5,504.68
23	0189110	7200	\$0.00		\$0.00	\$0.00	\$0.00
23	0189111	1200	\$0.00		\$0.00	\$0.00	\$0.00
23	0189111	7200	\$0.00		\$0.00	\$0.00	\$0.00
23	0189113	2200	\$3,500.00	0.01913714	\$66.98	\$3,433.00	\$0.02
23	0189120	2400	\$15,759.01	0.11782593	\$1,856.82	\$5,844.20	\$8,057.99
23	0189120	7200	\$0.00		\$0.00	\$0.00	\$0.00
23	0189123	2200	\$5,000.00	0	\$0.00	\$5,000.00	\$0.00
23	0189130	1100	\$5,900.00	0.08252373	\$486.89	\$1,822.90	\$3,590.21
23	0189130	2400	\$23,176.10	0.1951601	\$4,523.05	\$4,481.75	\$14,171.30
23	0189130	7200	\$0.00		\$0.00	\$0.00	\$0.00
23	0189133	2200	\$150.00	0.33333333	\$50.00	\$0.00	\$100.00
23	0189135	4500	\$0.00		\$0.00	\$0.00	\$0.00
23	0189140	1100	\$8,000.00	0.1965475	\$1,572.38	\$487.12	\$5,940.50
23	0189140	2400	\$22,041.62	0.01814658	\$399.98	\$1,648.80	\$19,992.84
23	0189143	2200	\$6,000.00	0	\$0.00	\$0.00	\$6,000.00
23	0189160	1100	\$0.00		\$0.00	\$0.00	\$0.00
23	0189160	2400	\$23,042.42	0.59596475	\$13,732.47	\$2,407.31	\$6,902.64
23	0189160	7200	\$0.00		\$0.00	\$0.00	\$0.00
23	0189161	2200	\$4,000.00	0.3099375	\$1,239.75	\$0.00	\$2,760.25
23	0189163	2200	\$11,000.00	0.10240909	\$1,126.50	\$8,500.00	\$1,373.50
23	0189170	1100	\$20,000.00	0.045681	\$913.62	\$5,000.00	\$14,086.38
23	0189170	2400	\$24,500.00	0.16228082	\$3,975.88	\$4,711.80	\$15,812.32
23	0189170	7200	\$0.00		\$0.00	\$0.00	\$0.00
23	0189171	2400	\$0.00		\$0.00	\$0.00	\$0.00
23	0189171	7200	\$2,000.00	1.115145	\$2,230.29	\$0.00	(\$230.29)
23	0189173	2200	\$0.00		\$0.00	\$0.00	\$0.00
23	0189180	1100	\$0.00		\$1,239.75	\$0.00	(\$1,239.75)
23	0189180	2400	\$35,114.60	0.10279798	\$3,609.71	\$5,076.00	\$26,428.89
23	0189180	7200	\$0.00		\$0.00	\$0.00	\$0.00
23	0189181	1200	\$0.00		\$0.00	\$0.00	\$0.00
23	0189183	2200	\$15,103.00	0.33787989	\$5,103.00	\$0.00	\$10,000.00
23	0189200	2400	\$32,654.96	0.30867991	\$10,079.93	\$10,947.25	\$11,627.78
23	0189200	7200	\$0.00		\$0.00	\$0.00	\$0.00
23	0189203	2200	\$3,200.00	0	\$0.00	\$0.00	\$3,200.00
23	0189210	1100	\$0.00		\$0.00	\$0.00	\$0.00
23	0189210	2400	\$23,361.04	0.12618317	\$2,947.77	\$8,878.23	\$11,535.04
23	0189211	2200	\$0.00		\$50.00	\$0.00	(\$50.00)
23	0189300	2400	\$42,293.36	0.2491008	\$10,535.31	\$30,650.53	\$1,107.52
23	0189300	7200	\$2,895.00	0	\$0.00	\$0.00	\$2,895.00
23	0189301	2200	\$0.00		\$0.00	\$0.00	\$0.00
23	0189302	1100	\$47,000.00	0.12137085	\$5,704.43	\$30,061.57	\$11,234.00
23	0189303	0000	\$0.00		\$1,928.24	\$0.00	(\$1,928.24)
23	0189303	3200	\$95,405.87	0.20842722	\$19,885.18	\$63,994.27	\$11,526.42
23	0189304	4300	\$33,102.96	0.10629019	\$3,518.52	\$10,931.24	\$18,653.20
23	0189305	1100	\$0.00		\$0.00	\$0.00	\$0.00
23	0189306	2400	\$13,900.00	0.01920719	\$266.98	\$7,633.02	\$6,000.00
23	0189307	1100	\$3,909.00	0.09127654	\$356.80	\$2,813.10	\$739.10
23	0189308	2100	\$3,150.00	0.1116127	\$351.58	\$2,798.42	\$0.00
23	0189900	2200	\$0.00		\$0.00	\$0.00	\$0.00
23	0189901	1100	\$0.00		\$0.00	\$0.00	\$0.00
23	0189901	1900	\$0.00		\$0.00	\$0.00	\$0.00
23	0189901	2200	\$0.00		\$0.00	\$0.00	\$0.00
23	0189901	2200	\$0.00		\$0.00	\$0.00	\$0.00
23	0189901	7200	\$0.00		\$0.00	\$0.00	\$0.00
23	0189902	2200	\$0.00		\$0.00	\$0.00	\$0.00
23	0189902	2300	\$0.00		\$0.00	\$0.00	\$0.00
23	0189902	2400	\$0.00		\$0.00	\$0.00	\$0.00
23	0189903	2300	\$0.00		\$0.00	\$0.00	\$0.00
23	0189904	2400	\$0.00		\$0.00	\$0.00	\$0.00
23	0189905	2100	\$0.00		\$0.00	\$0.00	\$0.00
23	0189905	2100	\$0.00		\$0.00	\$0.00	\$0.00
23	0189906	2900	\$0.00		\$0.00	\$0.00	\$0.00
23	0189906	7200	\$0.00		\$0.00	\$0.00	\$0.00
23	0189907	1900	\$2,790.16	3.05026952	\$8,510.74	\$0.00	(\$5,720.58)
23	0189908	2100	\$30,000.00	0	\$0.00	\$0.00	\$30,000.00
23	0189910	2700	\$0.00		\$0.00	\$0.00	\$0.00
23	0189914	2900	\$1,000.00	0.16113	\$161.13	\$0.00	\$838.87
23	0189915	2900	\$5,000.00	0	\$0.00	\$0.00	\$5,000.00
23	0189916	2900	\$8,300.00	0.32049277	\$2,660.09	\$0.00	\$5,639.91
23	0189917	2900	\$14,000.00	0	\$0.00	\$2,000.00	\$12,000.00
23	0189918	3200	\$0.00		\$0.00	\$0.00	\$0.00
23	0189919	2900	\$1,000.00	0	\$0.00	\$0.00	\$1,000.00
23	0189920	2800	\$205.73	0	\$0.00	\$0.00	\$205.73
23	0189922	2100	\$0.00		\$0.00	\$0.00	\$0.00
23	0189930	2200	\$0.00		\$0.00	\$0.00	\$0.00
23	0199000	2100	\$6,041.00	0.1650389	\$997.00	\$503.00	\$4,541.00
23	0199009	2100	\$62.00	0	\$0.00	\$0.00	\$62.00
23	0199017	2100	\$12,595.00	0	\$0.00	\$0.00	\$12,595.00
23	0199121	2100	\$0.00		\$0.00	\$0.00	\$0.00
23	0199180	4100	\$0.00		\$0.00	\$0.00	\$0.00
23	0199181	1100	\$0.00		\$0.00	\$0.00	\$0.00
23	0199213	4100	\$0.00		\$0.00	\$0.00	\$0.00
23	0199301	4300	\$0.00		\$0.00	\$0.00	\$0.00
23	0199513	1100	\$0.00		\$0.00	\$0.00	\$0.00
23	0199715	1100	\$0.00		\$0.00	\$0.00	\$0.00
23	0199920	2200	\$0.00		\$0.00	\$0.00	\$0.00
23	0209001	2800	\$12,973.94	0.16313857	\$2,116.55	\$10,000.00	\$857.39
23	0209001	7200	\$0.00		\$0.00	\$0.00	\$0.00
23	0229000	7900	\$10,000.00	0.006611	\$68.11	\$4,933.89	\$5,000.00
23	0229300	4500	\$21,328.00	0.25924981	\$5,529.28	\$0.00	\$15,798.72
23	0249001	2900	\$11,693,661.00	0.30065901	\$3,515,804.57	\$881,146.77	\$7,296,709.66
23	0249002	0000	\$626.00	0	\$0.00	\$0.00	\$626.00
23	0249002	2900	\$675,000.00	0.36064837	\$243,437.65	\$96,483.35	\$335,079.00

Fiscal Year	Fund - Expended	Function First Two Digits	Fiscal Year Budgeted Amount	% Expended	Fiscal Year Expense Amount	Fiscal Year Encumbrance Amount	Balance
23	0249094	2900	\$173,967.62	0.26774063	\$46,578.20	\$125,901.32	\$1,488.10
23	0270000	2900	\$191,626.86	0.15930919	\$30,527.92	\$146,106.00	\$14,992.94
23	0719013	2700	\$3,248,178.47	0.53233001	\$1,729,102.87	\$481,625.15	\$1,037,550.45
23	0719013	2800	\$120,000.00	0.28213658	\$33,856.39	\$27,568.12	\$58,575.49
23	0719013	5100	\$0.00		\$0.00	\$0.00	\$0.00
23	0719013	7200	\$1,782,012.50	0	\$0.00	\$0.00	\$1,782,012.50
23	2009110	4600	\$350.00	0	\$0.00	\$350.00	\$0.00
23	2009121	4600	\$234.00	0	\$0.00	\$0.00	\$234.00
23	2009185	4600	\$1,000.00	0	\$0.00	\$500.00	\$500.00
23	2009201	4300	\$375.00	0	\$0.00	\$0.00	\$375.00
23	2009202	4600	\$5,000.00	0	\$0.00	\$0.00	\$5,000.00
23	2009205	4600	\$250.00	0	\$0.00	\$0.00	\$250.00
23	2009209	4100	\$7,098.11	0	\$0.00	\$2,000.00	\$5,098.11
23	2009251	4300	\$375.00	0	\$0.00	\$375.00	\$0.00
23	2009253	4300	\$2,000.00	0	\$0.00	\$2,000.00	\$0.00
23	2009254	4100	\$3,000.00	0.12833333	\$385.00	\$1,615.00	\$1,000.00
23	2009256	4100	\$4,500.00	0	\$0.00	\$2,000.00	\$2,500.00
23	2009258	4600	\$2,050.00	0	\$0.00	\$1,500.00	\$550.00
23	2009301	4600	\$0.00		\$0.00	\$0.00	\$0.00
23	2009302	4100	\$500.00	0	\$0.00	\$500.00	\$0.00
23	2009303	4100	\$0.00		\$0.00	\$0.00	\$0.00
23	2009304	7200	\$0.00		\$0.00	\$0.00	\$0.00
23	2009305	4100	\$0.00		\$0.00	\$0.00	\$0.00
23	2009307	4100	\$38,023.00	0.24148463	\$9,181.97	\$28,818.03	\$23.00
23	2009309	4600	\$600.00	0	\$0.00	\$600.00	\$0.00
23	2009312	4100	\$17,131.00	0.22844551	\$3,913.50	\$10,086.50	\$3,131.00
23	2009314	4600	\$450.00	0	\$0.00	\$450.00	\$0.00
23	2009315	4600	\$340.00	0	\$0.00	\$340.00	\$0.00
23	2009318	4100	\$3,100.00	0	\$0.00	\$3,100.00	\$0.00
23	2009321	4600	\$10,000.00	0	\$0.00	\$10,000.00	\$0.00
23	2009323	4600	\$3,980.00	0	\$0.00	\$1,763.70	\$2,216.30
23	2009324	4600	\$11,000.00	0.02797	\$307.67	\$10,928.63	(\$236.30)
23	2009325	4100	\$25,418.00	0	\$0.00	\$21,000.00	\$4,418.00
23	2009326	4100	\$3,500.00	0.13914286	\$487.00	\$3,013.00	\$0.00
23	2009327	4100	\$5,471.17	0	\$0.00	\$3,000.00	\$2,471.17
23	2009330	4100	\$2,150.00	0.17861395	\$384.02	\$1,765.98	\$0.00
23	2009330	7200	\$0.00		\$0.00	\$0.00	\$0.00
23	2009331	4600	\$0.00		\$0.00	\$0.00	\$0.00
23	2009332	4100	\$6,500.00	0.13655538	\$887.61	\$5,612.39	\$0.00
23	2009333	4600	\$60,000.00	0.18907967	\$11,344.78	\$48,719.30	(\$64.08)
23	2009335	4100	\$5,000.00	0.01705	\$85.25	\$4,914.75	\$0.00
23	2009336	4100	\$1,250.00	0.043168	\$53.96	\$1,196.04	\$0.00
23	2009337	4100	\$310.00	0	\$0.00	\$310.00	\$0.00
23	2009339	4100	\$28,500.00	0.04231579	\$1,206.00	\$27,294.00	\$0.00
23	2009340	4100	\$1,000.00	0.13998	\$139.98	\$860.02	\$0.00
23	2009346	4100	\$600.00	0	\$0.00	\$600.00	\$0.00
23	2009350	4300	\$2,000.00	0.295435	\$590.87	\$1,409.13	\$0.00
23	2009352	4100	\$10,794.05	0	\$0.00	\$5,000.00	\$5,794.05
23	2009353	4600	\$100.00	0	\$0.00	\$100.00	\$0.00
23	2009355	4600	\$800.00	0	\$0.00	\$800.00	\$0.00
23	2009380	4600	\$11,000.00	0.09090909	\$1,000.00	\$10,000.00	\$0.00
23	2009420	4600	\$215.69	1.00190088	\$216.10	\$0.00	(\$0.41)
23	2009421	4600	\$896.05	1.00932984	\$904.41	\$0.00	(\$8.36)
23	2009422	4600	\$1,054.49	0.87671765	\$924.49	\$130.00	\$0.00
23	2009423	4600	\$9,600.00	0.09745313	\$935.55	\$8,600.37	\$64.08
23	2009424	4600	\$48,000.00	0.00204667	\$98.24	\$47,901.76	\$0.00
23	2009425	4600	\$2,200.00	0	\$0.00	\$2,200.00	\$0.00
23	2009426	4600	\$2,200.00	0.01685455	\$37.08	\$2,162.92	\$0.00
23	3003000	4500	\$44,950.00	0.88987764	\$40,000.00	\$0.00	\$4,950.00
23	3003000	4500	\$10,000.00	0	\$0.00	\$0.00	\$10,000.00
23	3003000	4500	\$295,115.96	0.59079478	\$174,352.97	\$53,669.61	\$67,093.38
23	3009110	4100	\$11,500.00	0.05942609	\$683.40	\$4,000.00	\$6,816.60
23	3009120	4100	\$7,008.95	0	\$0.00	\$0.00	\$7,008.95
23	3009130	4100	\$14,000.00	-0.03357143	(\$470.00)	\$320.00	\$14,150.00
23	3009140	4100	\$8,194.84	0	\$0.00	\$0.00	\$8,194.84
23	3009160	4100	\$9,000.00	0	\$0.00	\$400.00	\$8,600.00
23	3009170	4100	\$20,000.00	0.02865	\$573.00	\$0.00	\$19,427.00
23	3009180	4100	\$8,000.00	0.00380875	\$30.47	\$619.53	\$7,350.00
23	3009201	4100	\$40,032.76	0.1061001	\$4,247.48	\$35,140.00	\$645.28
23	3009202	4100	\$0.00		\$0.00	\$0.00	\$0.00
23	3009204	4100	\$0.00		\$0.00	\$0.00	\$0.00
23	3009250	4100	\$23,556.00	0.06248217	\$1,471.83	\$18,353.80	\$5,730.37
23	3009251	4100	\$0.00		\$0.00	\$0.00	\$0.00
23	3009253	4300	\$0.00		\$148.45	\$51.45	(\$199.90)
23	3009253	7200	\$0.00		\$0.00	\$0.00	\$0.00
23	3009258	4100	\$128,517.00	0.85356801	\$109,698.00	\$6,067.00	\$12,752.00
23	3009301	4500	\$0.00		\$0.00	\$0.00	\$0.00
23	3009302	4500	\$10,520.00	0.03802281	\$400.00	\$10,000.00	\$120.00
23	3009303	4600	\$3,500.00	0.02799429	\$97.98	\$3,402.02	\$0.00
23	3009304	4600	\$4,265.00	0.69040094	\$2,944.56	\$1,895.44	(\$575.00)
23	3009313	4100	\$23,221.00	0.27431764	\$6,369.93	\$15,630.07	\$1,221.00
23	3009325	4100	\$338.00	0	\$0.00	\$0.00	\$338.00
23	3009334	4300	\$22,843.00	0.00209123	\$47.77	\$17,152.23	\$5,643.00
23	3009390	4600	\$0.00		\$0.00	\$0.00	\$0.00
23	3009410	4500	\$1,873.21	0.33606483	\$629.52	\$1,195.42	\$48.27
23	4019011	3200	\$0.00		\$0.00	\$0.00	\$0.00
23	4019011	7500	\$0.00		\$0.00	\$0.00	\$0.00
23	4019012	3200	\$10,983.55	0.69074889	\$7,573.06	\$0.00	\$3,390.49
23	4019013	3200	\$312,640.96	0.07234817	\$22,619.00	\$84,782.03	\$205,239.93
23	4019021	3200	\$0.00		\$0.00	\$0.00	\$0.00
23	4019021	7500	\$0.00		\$0.00	\$0.00	\$0.00
23	4019022	3200	\$0.00		\$0.00	\$0.00	\$0.00
23	4019023	3200	\$9,415.20	0.02867703	\$270.00	\$0.00	\$9,145.20
23	4019031	3200	\$0.00		\$0.00	\$0.00	\$0.00
23	4019031	7500	\$0.00		\$0.00	\$0.00	\$0.00
23	4019032	3200	\$8,648.02	0.20350554	\$1,759.92	\$6,277.98	\$610.12
23	4019032	7200	\$0.00		\$0.00	\$0.00	\$0.00
23	4019033	3200	\$409,561.20	0.41240677	\$168,905.81	\$35,703.20	\$204,952.19
23	4019041	3200	\$0.00		\$0.00	\$0.00	\$0.00
23	4019041	7500	\$0.00		\$0.00	\$0.00	\$0.00

Fiscal Year	Fund - Expended	Function First Two Digits	Fiscal Year Budgeted Amount	% Expended	Fiscal Year Expense Amount	Fiscal Year Encumbrance Amount	Balance
23	4519012	2900	\$24,511.20	0	\$0.00	\$0.00	\$24,511.20
23	4679020	2100	\$89,259.11	0	\$0.00	\$0.00	\$89,259.11
23	4679021	2100	\$208,322.32	0.43506481	\$90,633.71	\$0.00	\$117,688.61
23	4679021	2100	\$0.00		\$0.00	\$0.00	\$0.00
23	4679021	2200	\$8,500.00	1	\$8,500.00	\$0.00	\$0.00
23	4999019	2400	\$0.00		\$0.00	\$0.00	\$0.00
23	5079021	1100	\$0.00		\$0.00	\$0.00	\$0.00
23	5079021	2200	\$0.00		\$0.00	\$0.00	\$0.00
23	5079021	3200	\$0.00		\$0.00	\$0.00	\$0.00
23	5079022	1100	\$579,080.71	0.38524956	\$223,090.59	\$28,366.34	\$327,623.78
23	5079022	1900	\$22,522.49	0	\$0.00	\$0.00	\$22,522.49
23	5079022	2100	\$552,000.00	0	\$0.00	\$0.00	\$552,000.00
23	5079022	2700	\$1,868,274.54	0.13662221	\$255,247.79	\$1,359,694.04	\$253,332.71
23	5079121	1100	\$773.57	0	\$0.00	\$0.00	\$773.57
23	5079121	1900	\$27,563.54	0	\$0.00	\$0.00	\$27,563.54
23	5079121	1900	\$94,532.05	0.1432676	\$13,543.38	\$0.00	\$80,988.67
23	5079121	2200	\$0.00		\$13,066.38	\$0.00	(\$13,066.38)
23	5079121	2700	\$706,874.83	0.07982277	\$56,424.71	\$982.40	\$649,467.72
23	5079222	2100	\$15,384.31	0	\$0.00	\$0.00	\$15,384.31
23	5169021	1200	\$0.00		\$0.00	\$0.00	\$0.00
23	5169021	1200	\$0.00		\$0.00	\$0.00	\$0.00
23	5169021	1200	\$0.00		\$0.00	\$0.00	\$0.00
23	5169021	1200	\$0.00		\$0.00	\$0.00	\$0.00
23	5169021	1200	\$0.00		\$0.00	\$0.00	\$0.00
23	5169021	2100	\$0.00		\$0.00	\$0.00	\$0.00
23	5169021	2100	\$0.00		\$0.00	\$0.00	\$0.00
23	5169021	2100	\$0.00		\$0.00	\$0.00	\$0.00
23	5169021	2100	\$0.00		\$0.00	\$0.00	\$0.00
23	5169021	2400	\$0.00		\$0.00	\$0.00	\$0.00
23	5169021	2400	\$0.00		\$0.00	\$0.00	\$0.00
23	5169021	3200	\$0.00		\$0.00	\$0.00	\$0.00
23	5169022	1200	\$81,824.61	1.42838003	\$116,712.99	\$0.00	(\$34,888.38)
23	5169022	1200	\$32,375.15	1.34779113	\$43,634.94	\$0.00	(\$11,259.79)
23	5169022	1200	\$17,567.95	1.2722526	\$22,350.87	\$0.00	(\$4,782.92)
23	5169022	1200	\$9,207.49	0	\$0.00	\$0.00	\$9,207.49
23	5169022	2100	\$194,620.90	0.12416262	\$24,164.64	\$0.00	\$170,456.26
23	5169022	2100	\$4,558.40	1	\$4,558.40	\$0.00	\$0.00
23	5169022	2200	\$25,689.00	0	\$0.00	\$0.00	\$25,689.00
23	5169022	2400	(\$5,541.64)	-3.51550804	\$19,481.68	\$0.00	(\$25,023.32)
23	5169022	2400	\$9,938.73	1.17490263	\$11,677.04	\$0.00	(\$1,738.31)
23	5169022	3200	(\$35.61)	0	\$0.00	\$0.00	(\$35.61)
23	5169023	1200	\$650,327.87	0.2216654	\$144,155.19	\$0.00	\$506,172.68
23	5169023	1200	\$358,483.47	0.14863067	\$53,281.64	\$0.00	\$305,201.83
23	5169023	1200	\$121,632.09	0.22654457	\$27,555.09	\$0.00	\$94,077.00
23	5169023	1200	\$10,000.00	0.639272	\$6,392.72	\$2,313.28	\$1,294.00
23	5169023	2100	\$105,803.40	0	\$0.00	\$0.00	\$105,903.40
23	5169023	2100	\$8,000.00	3.480655	\$27,845.24	\$1,865.08	(\$21,710.32)
23	5169023	2100	\$18,480.00	0	\$0.00	\$0.00	\$18,480.00
23	5169023	2100	\$0.00		\$0.00	\$0.00	\$0.00
23	5169023	2100	\$0.00		\$0.00	\$0.00	\$0.00
23	5169023	2200	\$72,000.00	0.07155083	\$5,151.66	\$15,848.34	\$51,000.00
23	5169023	2400	\$96,673.32	0.34322055	\$33,180.27	\$0.00	\$63,493.05
23	5169023	2400	\$49,860.51	0.13110556	\$6,536.99	\$0.00	\$43,323.52
23	5169023	2400	\$0.00		\$0.00	\$0.00	\$0.00
23	5169023	2400	\$0.00		\$0.00	\$0.00	\$0.00
23	5169023	3200	\$25,223.86	0.98743214	\$24,906.85	\$317.01	\$0.00
23	5169122	1200	\$248,308.53	0	\$0.00	\$0.00	\$248,308.53
23	5169122	1200	\$24,719.67	0.13301674	\$3,288.13	\$0.00	\$21,431.54
23	5169122	2200	\$45,000.00	0	\$0.00	\$0.00	\$45,000.00
23	5169122	3200	\$2,257.56	0.59139956	\$1,335.12	\$0.00	\$922.44
23	5519121	1200	\$0.00		\$0.00	\$0.00	\$0.00
23	5519121	2200	\$0.00		\$0.00	\$0.00	\$0.00
23	5519122	1200	\$761.55	1.2100453	\$921.51	\$0.00	(\$159.96)
23	5519123	1200	\$6,902.42	0	\$0.00	\$0.00	\$6,902.42
23	5729021	1200	\$0.00		\$0.00	\$0.00	\$0.00
23	5729021	2200	\$0.00		\$0.00	\$0.00	\$0.00
23	5729021	3200	\$0.00		\$0.00	\$0.00	\$0.00
23	5729021	3200	\$0.00		\$0.00	\$0.00	\$0.00
23	5729022	1200	\$57,260.44	1.44042204	\$82,479.20	\$0.00	(\$25,218.76)
23	5729022	2200	\$15,816.77	0	\$0.00	\$0.00	\$15,816.77
23	5729022	3200	\$0.00		\$0.00	\$0.00	\$0.00
23	5729022	3200	\$175.52	0.30480857	\$53.50	\$0.00	\$122.02
23	5729023	1200	\$517,586.58	0.2089623	\$108,156.08	\$0.00	\$409,430.50
23	5729023	3200	\$5,300.00	0.02263396	\$119.96	\$3,680.04	\$1,500.00
23	5729121	1100	\$0.00		\$0.00	\$0.00	\$0.00
23	5729122	1100	\$183,652.42	0.44173603	\$81,125.89	\$0.00	\$102,526.53
23	5729123	1100	\$80,046.45	0.13249519	\$10,605.77	\$10,632.91	\$58,807.77
23	5729221	1100	\$0.00		\$0.00	\$0.00	\$0.00
23	5729221	2200	\$0.00		\$0.00	\$0.00	\$0.00
23	5849022	1100	\$30,773.37	0.63250954	\$19,464.45	\$0.00	\$11,308.92
23	5849022	2200	\$10,631.07	0.05636498	\$599.22	\$0.00	\$10,031.85
23	5849022	3200	\$412.30	0.44651952	\$184.10	\$0.00	\$228.20
23	5849023	1100	\$13,108.80	0	\$0.00	\$13,108.80	\$0.00
23	5849023	2200	\$19,870.90	0.46911061	\$9,321.65	\$0.00	\$10,549.25
23	5849023	3200	\$3,737.13	0.10700457	\$399.89	\$3,337.23	\$0.01
23	5879021	1200	\$0.00		\$0.00	\$0.00	\$0.00
23	5879022	1200	\$4,549.04	1.8306258	\$8,327.59	\$0.00	(\$3,778.55)
23	5879023	1100	\$0.00		\$0.00	\$0.00	\$0.00
23	5879023	1200	\$43,045.21	0.1989097	\$8,562.11	\$556.32	\$33,926.78
23	5879121	1200	\$0.00		\$0.00	\$0.00	\$0.00
23	5879121	2200	\$0.00		\$0.00	\$0.00	\$0.00
23	5879122	1200	\$16,204.57	0	\$0.00	\$0.00	\$16,204.57
23	5879122	1200	\$2,500.00	0	\$0.00	\$0.00	\$2,500.00
23	5879122	2200	\$5,326.44	0	\$0.00	\$0.00	\$5,326.44
23	5909021	2200	\$0.00		\$0.00	\$0.00	\$0.00
23	5909021	3200	\$0.00		\$0.00	\$0.00	\$0.00
23	5909021	7400	\$0.00		\$0.00	\$0.00	\$0.00
23	5909022	1200	\$14,864.71	1.49291174	\$22,191.70	\$0.00	(\$7,326.99)
23	5909022	2200	\$34,597.75	0.94094182	\$32,554.47	\$0.00	\$2,043.28
23	5909022	3200	\$2,928.92	0	\$0.00	\$0.00	\$2,928.92
23	5909023	2200	\$119,150.90	0.43219825	\$51,496.81	\$24,497.82	\$43,156.27

Fiscal Year	Fund - Expended	Function First Two Digits	Fiscal Year Budgeted Amount	% Expended	Fiscal Year Expense Amount	Fiscal Year Encumbrance Amount	Balance
23	5909023	3200	\$13,501.72	0.11109696	\$1,500.00	\$11,001.72	\$1,000.00
23	5999021	1100	\$0.00		\$0.00	\$0.00	\$0.00
23	5999021	2200	\$0.00		\$0.00	\$0.00	\$0.00
23	5999021	3200	\$0.00		\$0.00	\$0.00	\$0.00
23	5999022	3100	\$128,700.00	0.84451158	\$108,688.64	\$18,691.26	\$1,320.10
23	5999023	2700	\$550,000.00	0.17942473	\$98,683.60	\$260,535.40	\$190,781.00
TOTALS			\$136,848,543.17				



# GENERAL FUND-TRUE DAYS CASH

Includes Substitute Levy

