

Medina City Schools

General Fund Analysis

October 31, 2019

	2019-2020 Original Estimate (1)	Y-T-D Actual July 2019 - June 2020 (2)	Percent	Variance (3)
Beginning Balance - July 1, 2019		57,996,699.51		0.00
General Fund	37,069,600.65			
Other Funds - Substitute Levy	20,927,098.86			
Revenue	<u>78,343,863.00</u>	<u>34,195,892.93</u>	<u>43.6%</u>	<u>44,147,970.07</u>
	78,343,863.00	34,195,892.93		44,147,970.07
Expenditures	84,834,389.00	28,695,097.25	33.8%	56,139,291.75
Encumbrance	<u>851,800.00</u>	<u>2,654,835.06</u>		<u>-1,803,035.06</u>
	85,686,189.00	31,349,932.31		54,336,256.69
Ending Balance - June 30, 2020	<u>50,654,373.51</u>	<u>60,842,660.13</u>		<u>-10,188,286.62</u>

Original Estimate revenue, expenditure and encumbrance taken from May 2019 five-year forecast
Includes May 2018 Substitute Levy

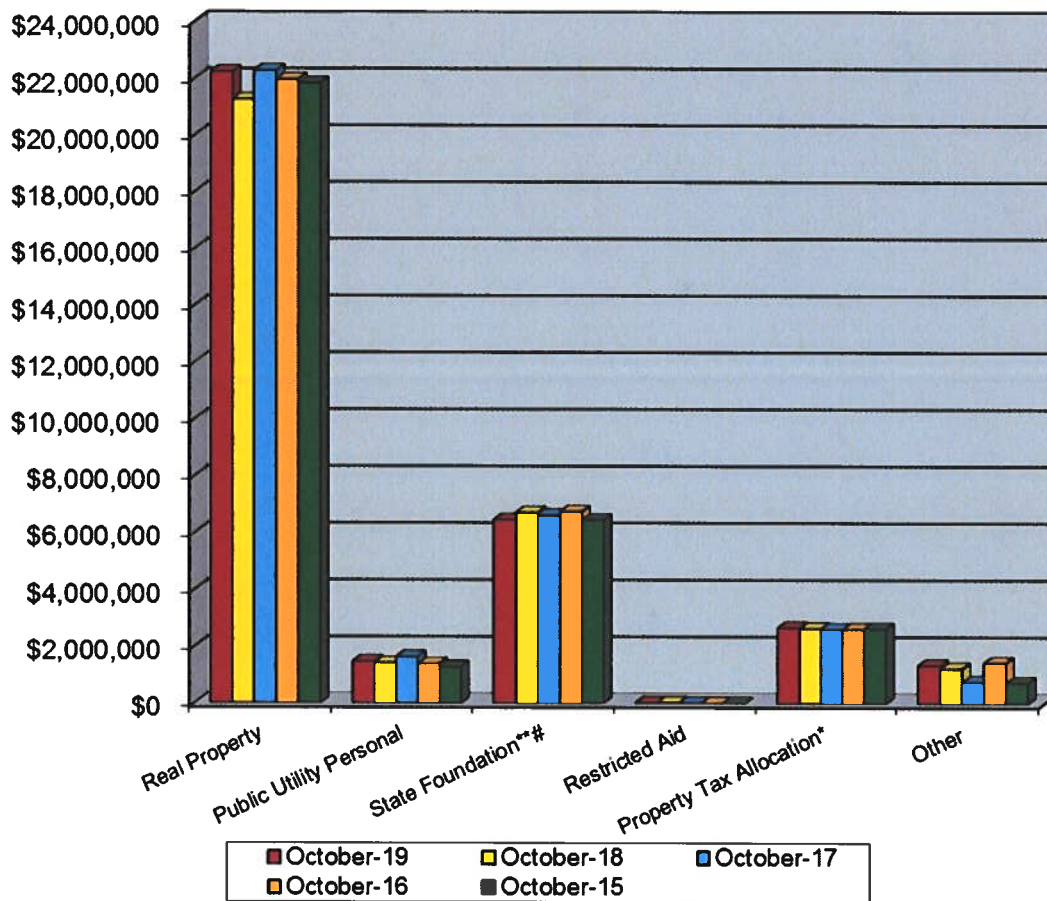
General Fund Summary

October 2019

Revenues

1. Real Property Taxes – Total Real Property Taxes received from the beginning of the fiscal year until October 31, 2019 is \$22,230,758.98. This is an increase of 4.6% above last year's taxes received at this time. \$-0- was collected in October and receipted into Public Utility Personal Property Taxes.
2. Public Utility Personal Property Taxes – Total Public Utility Personal Property Taxes received from the beginning of the fiscal year until October 31, 2019 is \$1,474,378.09. These monies are distributed upon settlement from the County Auditor. This amount is listed in a separate line for State and five-year forecasting purposes. \$-0- had been transferred in October.
3. State Foundation – State Foundation monies received from the State of Ohio from the beginning of the fiscal year until October 31, 2019 total \$6,457,417.71. This is a decrease of 3.8% below last year's foundation money received at this time. \$1,562,279.42 was collected in October.
4. Restricted Aid – Restricted Aid monies are for Career Tech funding and Economically Disadvantaged Students. Monies received from the beginning of the fiscal year until October 31, 2019 total \$27,622.92. \$6,905.02 was collected in October.
5. Homestead and Rollback – Monies received from the State of Ohio from the beginning of the fiscal year until October 31, 2019 total \$2,662,506.69. Receipts are based upon the real property taxes collected and Homestead filings with the County Auditor. \$2,662,506.69 was collected in October.
6. Other – Other monies received from the beginning of the fiscal year until October 31, 2019 total \$1,343,208.54. This is an increase of 9.3% above last year at this time and is due to Tuition, Investment Earnings, Miscellaneous Revenues, 2016-2017 Medicare Settlement, and Other Miscellaneous Revenues. \$231,244.05 was collected in October.

General Fund Revenue



	October-19	October-18	October-17	October-16	October-15	Current Forecast
Real Property	\$22,230,759	\$21,260,827	\$22,284,894	\$21,963,304	\$21,829,340	\$48,113,481
Public Utility Personal	\$1,474,378	\$1,422,880	\$1,633,842	\$1,384,942	\$1,278,953	\$3,057,809
State Foundation**#	\$6,457,418	\$6,712,235	\$6,623,112	\$6,743,329	\$6,444,571	\$18,601,732
Restricted Aid	\$27,623	\$28,015	\$9,493	\$4,912	\$2,135	\$87,295
Property Tax Allocation*	\$2,662,507	\$2,636,374	\$2,609,196	\$2,610,704	\$2,621,863	\$5,352,064
Other	\$1,343,209	\$1,229,122	\$765,955	\$1,434,291	\$723,024	\$3,215,215
Total	\$34,195,893	\$33,289,453	\$33,926,491	\$34,141,482	\$32,899,885	\$78,427,596
State %	26.8%	28.2%	27.2%	27.4%	27.6%	

† Includes Homestead/Rollback, Tangible Personal Property Tax Fixed Rate Loss Reimbursement and Electric Deregulation.

* Includes Casino Revenue in State Foundation beginning January 2013 and Economic Disadvantaged Funding in November 2013.

‡ Includes a one time Hold Harmless on TPP in May 2016

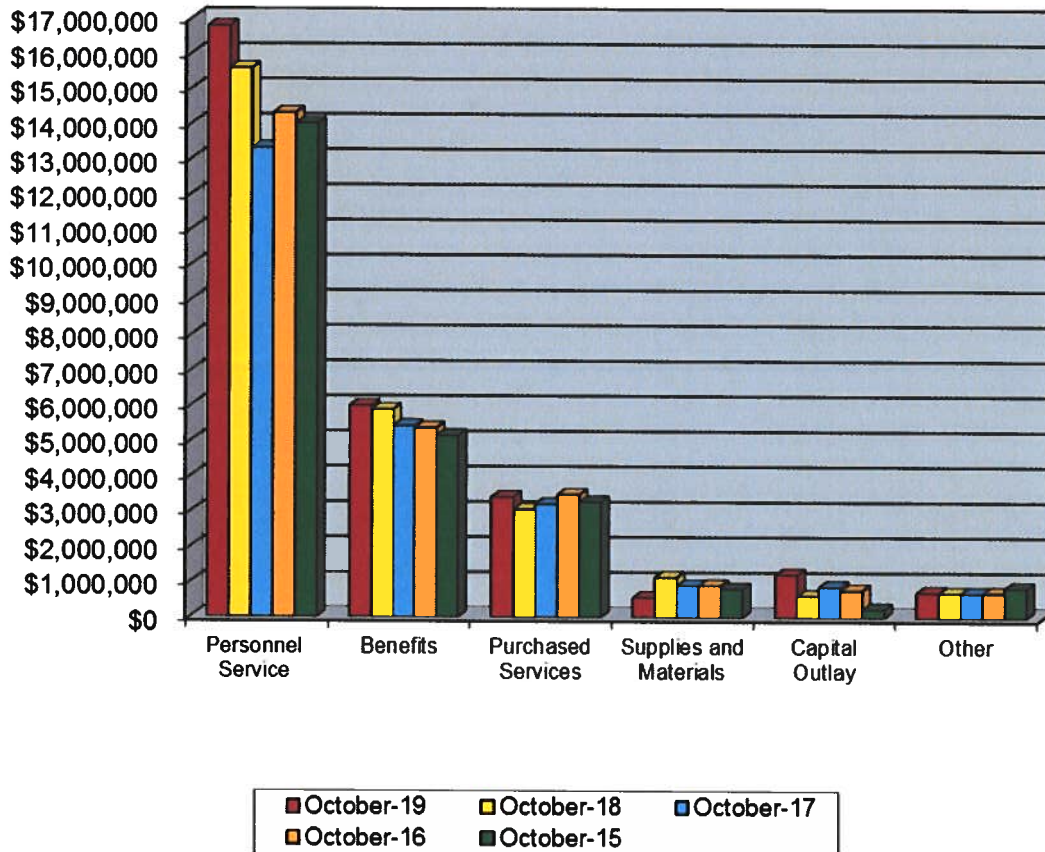
General Fund Summary

October 2019

Expenditures

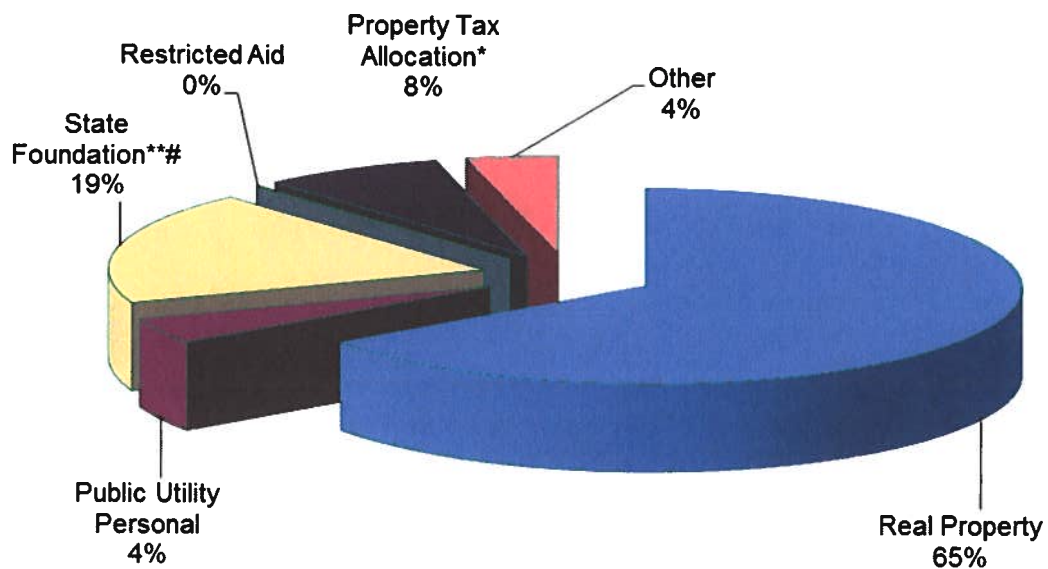
1. **Personnel Services**– The costs for personnel services for the School District from the beginning of the fiscal year until October 31, 2019 was \$16,781,539.22. This was an increase of 7.7% above last year at this time. \$3,813,866.23 was spent in October.
2. **Benefits** – The cost for benefits for the School District from the beginning of the fiscal year until October 31, 2019 was \$6,000,206.11. This was an increase of 1.9% above last year at this time. \$1,438,557.37 was spent in October.
3. **Purchased Services** – The cost for purchased services for the district from the beginning of the fiscal year until October 31, 2019 total \$3,405,976.31. This was a 11.2% increase above last year at this time and is due to General Services, Legal Services, Repair Services, Garbage Removal, Travel, Advertising, Electricity, Other Tuition, Open Enrollment, and Community Schools. \$684,451.56 was spent in October.
4. **Supplies and Materials** – The cost for supplies and materials for the district from the beginning of the fiscal year until October 31, 2019 total \$562,300.09. This was a 50.4% decrease below last year at this time. Office Supplies, Nursing Supplies, Textbooks, Media Supplies, Electronic Subscriptions, and Custodial/Maintenance Supplies account for this decrease. \$93,575.75 was spent in October.
5. **Capital Outlay** – The cost for capital outlay for the district from the beginning of the fiscal year until October 31, 2019 total \$1,224,124.89. This was a 99.0% increase above last year at this time and was mainly due to New Equipment, Technology Equipment, and Transportation Equipment. \$12,953.20 was spent in October.
6. **Other** – The cost of other expenditures excluding transfers for the district was \$721,000.63 for the fiscal year until October 31, 2019. This was a 2.7% increase above last year at this time. \$79,855.56 was spent in October. Dues and Fees, District Audit, and Awards and Prizes make up the majority of this increase.

General Fund Expenditures

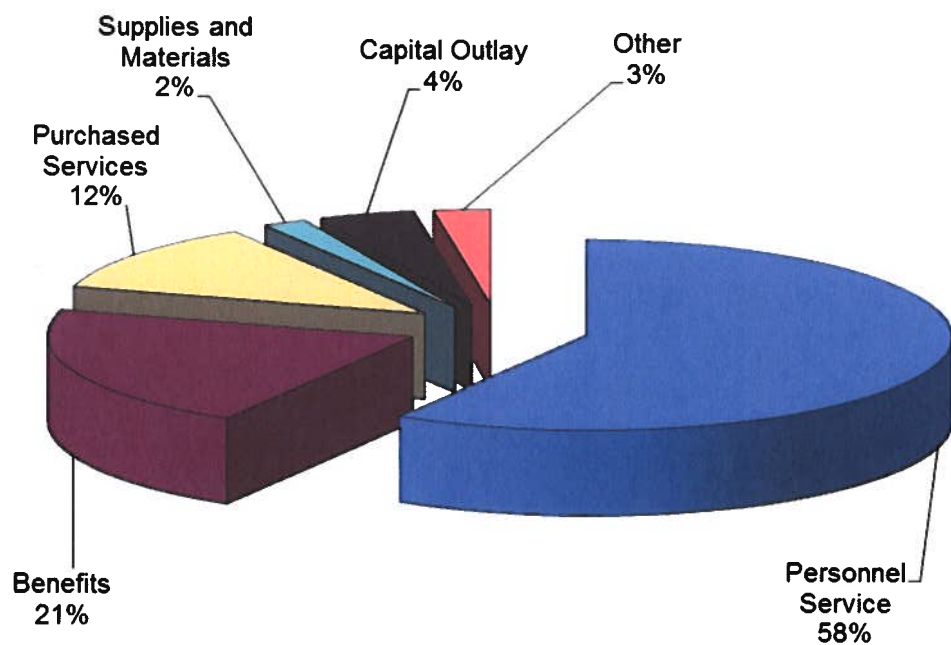


	October-19	October-18	October-17	October-16	October-15	Current Forecast
Personnel Service	\$16,781,539	\$15,586,597	\$13,330,143	\$14,318,120	\$14,016,231	\$49,441,440
Benefits	\$6,000,206	\$5,888,578	\$5,434,991	\$5,372,828	\$5,156,988	\$17,907,008
Purchased Services	\$3,405,976	\$3,061,939	\$3,214,006	\$3,480,551	\$3,270,900	\$9,932,420
Supplies and Materials	\$562,300	\$1,133,044	\$899,145	\$904,217	\$818,218	\$2,337,698
Capital Outlay	\$1,224,125	\$615,041	\$870,850	\$778,587	\$243,570	\$2,085,000
Other	\$721,001	\$701,705	\$693,551	\$712,156	\$844,941	\$1,879,097
Transfers and Adv., Etc.	(\$50)	\$1,000	\$0	\$50	\$0	\$855,706
Other than Debt						
Total	\$28,695,097	\$26,987,904	\$24,442,686	\$25,566,509	\$24,350,848	\$84,438,366

Current General Fund Revenue



Current General Fund Expenditures



October 2019

		Balance
Bank Balance - Regular Account		3,324,948.05
Petty Cash	0.00	
Financial Checks Outstanding	373,343.09	
Worker Comp Outstanding	0.00	
Payroll Checks Outstanding	92,304.59	
	465,647.68	2,859,300.37
Huntington/Flex Spending	20,145.94	
Flex O/S Checks	1,136.08	19,009.86
JPMorgan/Metlife Claims	26,239.20	26,239.20
Investments:		
Redtree Investments	23,433,682.42	
T. Rowe - Collins	300,469.31	
T. Rowe - Bushman	0.00	
Scudder -Collins	324,034.68	
Scudder - Bushman	5,616.66	
Kanehl Stocks	2,862.18	
Star Ohio (22923)	31,380,778.61	
Multi-Bank Securities	15,081,000.00	
Multi-Bank Money Market	40.00	
Fifth Third Securities	10,137,299.30	
Fifth Third Money Market	7,177.81	
Total	80,672,960.97	83,577,510.40
Adjustments		
Deposits in Transit	31,602.61	
Expenses not posted	(3,342.40)	
Total	28,260.21	83,605,770.61
		(28,260.21)
MCSD Balance		83,605,770.61
Difference Between Bank vs. Book		0.00

Medina City School District

Sales Tax Update

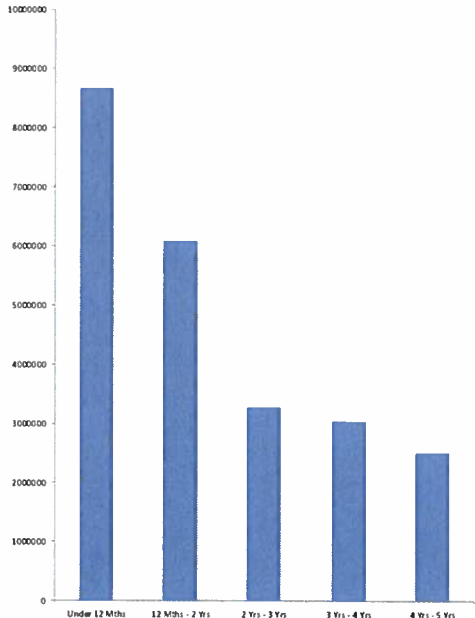
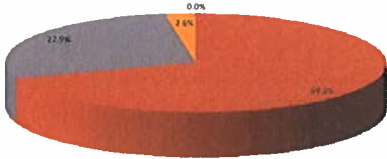
Date	Sales Tax Description	Receipts	Expenditures	Balance
July 1, 2019	Beginning Balance (071) Sales Tax and (002-9012) Bond			\$3,195,842.70
July	6-Month Asbestos Surveillance Inspection and Reports		\$525.00	\$3,195,317.70
	Ella Canavan Roof Replacement		\$75,240.00	\$3,120,077.70
	Sales Tax Distribution	\$766,235.16		\$3,886,312.86
	Fleet Master Lease Agreement		\$11,022.02	\$3,875,290.84
	Balance Due on Root Locker Bay Conversion Project		\$10,720.00	\$3,864,570.84
	Ella Canavan Roof Replacement Consulting and Supervision		\$2,560.00	\$3,862,010.84
	Additional Charges for Tennis Court Repairs and Improvements		\$67,441.22	\$3,794,569.62
August	Claggett Middle School Choral Risers with Side Rails		\$14,723.25	\$3,779,846.37
	Summer Paving Program		\$14,378.00	\$3,765,468.37
	Ella Canavan Roof Replacement		\$13,380.00	\$3,752,088.37
	Various District Paving		\$260,795.55	\$3,491,292.82
	Fleet Master Lease Agreement		\$39.68	\$3,491,253.14
	Northrop Connector Trail Consulting		\$3,132.00	\$3,488,121.14
	Asphalt Removal, Installation of Footpath/Sidewalk Between EVOLVE and Garfield		\$6,608.00	\$3,481,513.14
	Stamped, Colored Concrete at Front Doors/Sign at Garfield		\$5,250.00	\$3,476,263.14
	Fenn Flooring Refinish/Repair in Boys/Girls Bathroom		\$3,390.00	\$3,472,873.14
	Claggett Gymnasium Floor Improvements		\$17,355.00	\$3,455,518.14
	Claggett Replacement Gym Seating		\$83,759.71	\$3,371,758.43
	Concrete Addition to Picnic Area at Root Middle School		\$11,375.00	\$3,360,383.43
September	Blake PTO/Digital Msg	\$4,000.00		\$3,364,383.43
	Digital Messaging Center to be Installed in Existing Brick Structure		\$9,555.96	\$3,354,827.47
	Ella Canavan Elementary Roof Replacement Consulting and Supervision		\$1,174.00	\$3,353,653.47
	Ella Canavan Roof Replacement Project		\$10,380.00	\$3,343,273.47
	Installation of Sliding Glass Window in Fenn Cafeteria		\$4,838.00	\$3,338,435.47
	Fleet Master Lease Agreement		\$11,287.85	\$3,327,147.62
	Temporary Cooling Equipment Rental at Claggett		\$10,055.00	\$3,317,092.62
	Northrop Connector Trail Consulting Work		\$2,488.59	\$3,314,604.03
	Summer Paving Program		\$2,558.50	\$3,312,045.53
	Transportation/Post Construction		\$950.00	\$3,311,095.53
	Bowan House Powerwashing		\$500.00	\$3,310,595.53
October	Materials and Labor to Replace Three Windows at MHS		\$1,877.77	\$3,308,717.76
	Additional Charges associated with Tennis Court Repairs		\$12,330.45	\$3,296,387.31
	Temporary Cooling Equipment at Claggett		\$2,905.00	\$3,293,482.31
	Sales Tax Distribution	\$871,168.69		\$4,164,651.00
	Various District Paving		\$13,870.57	\$4,150,780.43
	Fleet Master Lease Agreement		\$11,287.85	\$4,139,492.58
	Northrop Connector Trail Consulting Work and Land Survey		\$3,595.07	\$4,135,897.51
	Materials and Labor to Replace Twelve Windows at Blake		\$8,044.79	\$4,127,852.72
	Labor and Materials Windows at Root		\$6,406.20	\$4,121,446.52
	Waite Elementary Access Drive Repair		\$14,587.63	\$4,106,858.89
	Post Construction Costs Associated with the Tennis Courts/Transportation		\$375.00	\$4,106,483.89
	Fiscal Year Totals	\$1,641,403.85	\$730,762.66	

Medina City School District
Recreation Center Update

Date	Description	District Revenue	District Expenses	City Reimbursements	Total Balance
July 1, 2019	Beginning Balance (003-9001)				\$ 381,679.90
07/08/19	Donation - Partner Mktg	\$1,450.93			\$ 383,130.83
07/10/19	Roof Replacement Project - Payment #2		\$ 249,300.00		\$ 133,830.83
07/19/19	Consulting Services for MCRC Roof Replacement		\$12,045.20		\$ 121,785.63
08/09/19	Butterfly Valves for Surge Tanks		\$4,132.73		\$ 117,652.90
08/09/19	Tile Repair		\$1,178.43		\$ 116,474.47
08/09/19	Consulting Services for MCRC Roof Replacement		\$6,788.90		\$ 109,685.57
08/09/19	Roof Replacement Project - Payment #3		\$137,993.40		\$ (28,307.83)
08/20/19	Summer Paving of Specified Areas		\$26,928.70		\$ (55,236.53)
09/10/19	Consulting Services for		\$3,394.45		\$ (58,630.98)
09/23/19	3 Projectors and Large Screen Displays for Conference			\$1,744.35	\$ (56,886.63)
09/23/19	Roof Replacement Project - Payment #1			\$111,150.00	\$ 54,263.37
09/23/19	Roof Replacement Project - Payment #2			\$124,650.00	\$ 178,913.37
09/27/19	Roof Replacement Project - Payment #4		\$233,400.60		\$ (54,487.23)
10/03/19	Butterfly Valves for Surge Tanks			\$2,066.37	\$ (52,420.86)
10/03/19	Tile Repair			\$589.22	\$ (51,831.64)
10/03/19	Roof Replacement Project - Payment #3			\$68,996.70	\$ 17,165.06
10/10/19	Dome Cameras and Ethernet Lines, Warrenty		\$47,626.00		\$ (30,460.94)
10/10/19	Additional Ethernet Drop		\$5,975.00		\$ (36,435.94)
10/21/19	Roof Replacement Project - Payment #4			\$116,700.30	\$ 80,264.36
10/21/19	Dome Cameras and Ethernet Lines, Warrenty			\$23,813.00	\$ 104,077.36
10/21/19	Additional Ethernet Drop			\$2,987.50	\$ 107,064.86
10/23/19	Summer Paving of Specified Areas		\$285.00		\$ 106,779.86
10/23/19	Consulting Services for MCRC Roof Replacement		\$1,697.00		\$ 105,082.86
10/31/19	Donation - Partner Mktg	\$145.35			\$ 105,228.21
Total Revenues, Expenditures and Reimbursements		\$ 1,596.28	\$ 730,745.41	\$ 452,697.44	

Monthly Investment Summary
Medina City School District
US Bank Custodian Acct Ending x70982
 October 31, 2019

Monthly Cash Flow Activity		Market Value Summary				
From 09-30-19 through 10-31-19		Security Type	Market Value	Pct. Assets	Avg Yield at Cost	Wght Avg Mat
Beginning Book Value	23,406,036.96	Money Market Fund				
Contributions	0.00	MONEY MARKET FUND	8,082.75	0.0	1.69	0.00
Withdrawals	0.00	Fixed Income				
Realized Gains/Losses	1,068.48	U.S. GOVERNMENT AGENCY NOTES	16,301,130.50	69.2	1.95	2.34
Gross Interest Earnings	26,576.98	U.S. TREASURY BILLS	618,543.62	2.6	2.07	0.16
Ending Book Value	23,433,682.42	U.S. TREASURY NOTES	6,540,793.21	27.8	2.13	0.78
		Accrued Interest	91,808.79	0.4		
		TOTAL PORTFOLIO	23,560,358.88	100.0	2.01	1.85

Maturity Distribution		Security Type Allocation	
Distribution by Maturity 			

Disclosures:

RedTree's internal accounting system is used as the source of the market value of this account. Although obtained from a source believed to be reliable, we cannot guarantee its accuracy. You should review all account statements provided by the custodian and compare with the statements provided by RedTree.

Questions? Call 888.596.2293 or email info@redtreeinv.com

Portfolio Holdings Report
Medina City School District
US Bank Custodian Acct Ending x70982
 October 31, 2019

Quantity	Cusip	Security Description	Moody's	S&P	Cost Basis	Market Value	Yield at Cost	Wtd Maturity	Purchase Date
U.S. GOVERNMENT AGENCY NOTES									
1,270,000	3136G3J71	Federal Natl Mtg Assoc 1.420% Due 07-27-20	Aaa	AA+	1,270,000.00	1,267,306.36	1.42	0.73	07-27-16
1,520,000	3136G35C5	Federal Natl Mtg Assoc 1.400% Due 08-28-20	Aaa	AA+	1,520,000.00	1,516,966.92	1.40	0.82	08-30-16
2,130,000	3136G4AL7	Federal Natl Mtg Assoc 1.500% Due 09-30-20	Aaa	AA+	2,130,000.00	2,126,248.56	1.50	0.91	09-30-16
1,070,000	3135G0F73	Federal Natl Mtg Assoc 1.500% Due 11-30-20	Aaa	AA+	1,063,023.60	1,068,920.81	2.00	1.06	08-01-19
1,545,000	3136G34Y8	Federal Natl Mtg Assoc 1.600% Due 08-24-21	Aaa	AA+	1,545,000.00	1,544,077.96	1.60	1.78	08-30-16
1,000,000	3130AGYJ8	Federal Home Ln Bank 2.000% Due 08-26-22	Aaa	AA+	1,000,000.00	998,515.90	2.00	2.72	10-07-19
1,000,000	3130AH5R0	Federal Home Ln Bank 2.000% Due 09-26-22	Aaa	AA+	999,950.00	996,906.35	2.00	2.80	10-01-19
1,275,000	3130AHGS6	Federal Home Ln Bank 2.000% Due 10-28-22	Aaa	AA+	1,275,000.00	1,275,739.64	2.00	2.89	10-30-19
2,000,000	3134GS6V2	Federal Home Ln Mtg 2.750% Due 12-27-22	Aaa	AA+	2,000,000.00	2,002,472.90	2.75	2.98	03-27-19
1,000,000	3133EKRJ7	Federal Farm Credit Bank 2.400% Due 06-19-23	Aaa	AA+	1,000,000.00	1,002,803.45	2.40	3.43	06-28-19
1,000,000	3134GUBQ2	Federal Home Ln Mtg 2.100% Due 09-23-24	Aaa	AA+	999,500.00	1,000,911.65	2.11	4.62	09-23-19
1,500,000	3134GUBV1	Federal Home Ln Mtg 2.350% Due 09-27-24	Aaa	AA+	1,500,000.00	1,500,260.01	2.35	4.60	09-27-19
Accrued Interest						61,322.43			
					16,302,473.60	16,362,452.93	1.95	2.34	
U.S. TREASURY NOTES									
1,440,000	912828G61	US Treasury Note 1.500% Due 11-30-19	Aaa	AA+	1,431,562.51	1,439,588.16	2.48	0.08	04-23-19
1,345,000	912828G95	US Treasury Note 1.625% Due 12-31-19	Aaa	AA+	1,333,021.09	1,344,573.63	2.60	0.17	01-24-19
320,000	912828W63	US Treasury Note 1.625% Due 03-15-20	Aaa	AA+	318,125.00	319,987.52	2.37	0.37	05-30-19
1,200,000	912828M98	US Treasury Note 1.625% Due 11-30-20	Aaa	AA+	1,197,187.50	1,200,140.40	1.83	1.06	09-30-19
1,250,000	912828Q37	US Treasury Note 1.250% Due 03-31-21	Aaa	AA+	1,242,382.81	1,244,042.50	1.69	1.39	10-30-19
1,000,000	912828S27	US Treasury Note 1.125% Due 06-30-21	Aaa	AA+	987,226.56	992,461.00	1.86	1.64	09-17-19
Accrued Interest						30,486.36			
					6,509,505.47	6,571,279.57	2.13	0.78	
U.S. TREASURY BILLS									
620,000	912796SY6	US Treasury Bill 0.000% Due 12-26-19	P-1	A-1+	613,620.60	618,543.62	2.07	0.16	06-28-19
MONEY MARKET FUND									
	USBMMF	First American Treasury Obligations Fund			8,082.75	8,082.75	1.69		
TOTAL PORTFOLIO					23,433,682.42	23,560,358.88	2.01	1.85	

Disclosures:

RedTree's internal accounting system is used as the source of the market value of this account. Although obtained from a source believed to be reliable, we cannot guarantee its accuracy. You should review all account statements provided by the custodian and compare with the statements provided by RedTree.

Questions? Call 888.596.2293 or email info@redtreeinv.com

Monthly Activity Reports
Medina City School District
US Bank Custodian Acct Ending x70982
 From 10-01-19 Through 10-31-19

GROSS INTEREST INCOME

Ex-Date	Pay-Date	Security	Amount
U.S. GOVERNMENT AGENCY NOTES			
10-01-19	10-01-19	Federal Home Ln Bank 2.000% Due 09-26-22	-277.78
10-01-19	10-01-19	Federal Home Ln Mtg 2.550% Due 07-01-24	6,375.00
10-07-19	10-07-19	Federal Home Ln Bank 2.000% Due 08-26-22	-2,166.67
10-04-19	10-07-19	Federal Farm Credit Bank 2.280% Due 06-27-22	6,713.33
10-29-19	10-29-19	Federal Natl Mtg Assoc 1.400% Due 10-29-19	16,940.00
			<hr/> 27,583.88
U.S. TREASURY NOTES			
10-29-19	10-30-19	US Treasury Note 1.250% Due 03-31-21	-1,280.74
MONEY MARKET FUND			
10-01-19	10-01-19	First American Treasury Obligations Fund	273.84
GROSS INCOME			<hr/> 26,576.98

Disclosures:

RedTree's internal accounting system is used as the source of the market value of this account. Although obtained from a source believed to be reliable, we cannot guarantee its accuracy. You should review all account statements provided by the custodian and compare with the statements provided by RedTree.

Questions? Call 888.596.2293 or email info@redtreeinv.com

Purchase and Sale
Medina City School District
US Bank Custodian Acct Ending x70982
 From 10-01-19 Through 10-31-19

Trade Date	Settle Date	Quantity	Security	Unit Price	Amount
PURCHASES					
10-01-2019	10-01-2019	1,000,000	Federal Home Ln Bank 2.000% Due 09-26-22	99.99	999,950.00
10-07-2019	10-07-2019	1,000,000	Federal Home Ln Bank 2.000% Due 08-26-22	100.00	1,000,000.00
10-29-2019	10-30-2019	1,275,000	Federal Home Ln Bank 2.000% Due 10-28-22	100.00	1,275,000.00
10-29-2019	10-30-2019	1,250,000	US Treasury Note 1.250% Due 03-31-21	99.39	1,242,382.81
					4,517,332.81
SALES					
10-04-2019	10-07-2019	1,060,000	Federal Farm Credit Bank 2.280% Due 06-27-22	100.00	1,060,008.48
10-01-2019	10-01-2019	1,000,000	Federal Home Ln Mtg 2.550% Due 07-01-24	100.00	1,000,000.00
10-29-2019	10-29-2019	2,420,000	Federal Natl Mtg Assoc 1.400% Due 10-29-19	100.00	2,420,000.00
					4,480,008.48

Disclosures:

RedTree's internal accounting system is used as the source of the market value of this account. Although obtained from a source believed to be reliable, we cannot guarantee its accuracy. You should review all account statements provided by the custodian and compare with the statements provided by RedTree.

Questions? Call 888.596.2293 or email info@redtreeinv.com

Realized Gains/Losses
Medina City School District
US Bank Custodian Acct Ending x70982
 From 10-01-19 Through 10-31-19

Open Date	Close Date	Quantity	Security	Cost Basis	Proceeds	Gain Or Loss	
						Short Term	Long Term
07-08-2019	10-01-2019	1,000,000	Federal Home Ln Mtg 2.550% Due 07-01-24	1,000,000.00	1,000,000.00	0.00	
06-28-2019	10-07-2019	1,060,000	Federal Farm Credit Bank 2.280% Due 06-27-22	1,058,940.00	1,060,008.48	1,068.48	
10-29-2015	10-29-2019	2,420,000	Federal Natl Mtg Assoc 1.400% Due 10-29-19	2,420,000.00	2,420,000.00		0.00
TOTAL GAINS						1,068.48	0.00
TOTAL LOSSES						0.00	0.00
TOTAL REALIZED GAIN/LOSS				4,478,940.00	4,480,008.48	1,068.48	0.00

Disclosures:

RedTree's internal accounting system is used as the source of the market value of this account. Although obtained from a source believed to be reliable, we cannot guarantee its accuracy. You should review all account statements provided by the custodian and compare with the statements provided by RedTree.

Questions? Call 888.596.2293 or email info@redtreeinv.com

ENV# CEBHPRPZBBJPDRF_BBBBB
FIFTH THIRD SECURITIES, INC.
MD 1M0B2A
5050 KINGSLEY DRIVE
CINCINNATI, OH 45263



MEDINA CITY SCHOOLS
DAVID CHAMBERS
739 WEYMOUTH RD
MEDINA OH 44256

STATEMENT FOR THE PERIOD OCTOBER 1, 2019 TO OCTOBER 31, 2019

MEDINA CITY SCHOOLS - Corporation
Account Number: [REDACTED]

By the courtesy of:
CARTER/SAVAGE


For questions about your accounts:
Local: 614 744 5496
In-State: 614 744 7074
National: 888 889 1025

TOTAL VALUE OF YOUR PORTFOLIO **\$10,203,444.02**

FOR YOUR INFORMATION

Fifth Third Securities, Inc. Investments offered through Fifth Third Securities, Inc., member
FINRA/SIPC

CHANGE IN VALUE OF YOUR PORTFOLIO



Change In Value Of Your Portfolio information can be found in Miscellaneous Footnotes at the end of this statement.

Account carried with National Financial Services LLC, Member
NYSE, SIPC

Fifth Third Securities, Inc.

MN _CEBHPRPZBBJPDRF_BBBBB 20191031

Statement for the Period October 1, 2019 to October 31, 2019

MEDINA CITY SCHOOLS - Corporation

Account Number: [REDACTED]



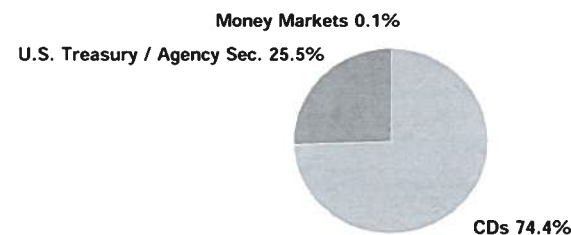
**Fifth Third
Securities**

Account Overview

CHANGE IN ACCOUNT VALUE	<i>Current Period</i>	<i>Year-to-Date</i>
BEGINNING VALUE	\$10,200,022.83	\$10,317,544.71
Additions and Withdrawals	(\$14,485.25)	(\$483,996.44)
Income	\$14,485.25	\$203,310.36
Taxes, Fees and Expenses	\$0.00	\$0.00
Change in Value	\$3,421.19	\$166,585.39
ENDING VALUE (AS OF 10/31/19)	\$10,203,444.02	\$10,203,444.02

Refer to Miscellaneous Footnotes for more information on Change in Value.

ACCOUNT ALLOCATION



	<i>Percent</i>	<i>Prior Period</i>	<i>Current Period</i>
Money Markets	0.1 %	\$1,197,177.81	\$7,177.81
CDs	74.4	\$7,104,227.02	\$7,596,203.21
U.S. Treasury / Agency Sec.	25.5	\$1,898,618.00	\$2,600,063.00
TOTAL	100.0 %	\$10,200,022.83	\$10,203,444.02

Account Allocation shows the percentage that each asset class represents of your total account value. Account Allocation for equities, fixed income, and other categories may include mutual funds and may be net of short positions. NFS has made assumptions concerning how certain mutual funds are allocated. Closed-end mutual funds and Exchange Traded Products (ETPs) listed on an exchange may be included in the equity allocation. The chart may not reflect your actual portfolio allocation. Consult your broker/dealer prior to making investment decisions.

Statement for the Period October 1, 2019 to October 31, 2019

MEDINA CITY SCHOOLS - Corporation

Account Number: [REDACTED]



Account Overview *continued*

INCOME

TAXABLE	<i>Current Period</i>	<i>Year-to-Date</i>
Taxable Dividends	\$711.52	\$7,344.82
Taxable Interest	\$13,773.73	\$195,965.54
TOTAL TAXABLE	\$14,485.25	\$203,310.36
TOTAL INCOME	\$14,485.25	\$203,310.36

Taxable income is determined based on information available to NFS at the time the statement was prepared, and is subject to change. Final information on taxation of interest and dividends is available on Form 1099-Div, which is mailed in February of the subsequent year.

REALIZED GAIN (LOSS)

	<i>Current Period</i>	<i>Year-to-Date</i>
Short Term Gain	\$0.00	\$3,750.00
Short Term Loss	\$0.00	\$0.00
Disallowed Short Term Loss	\$0.00	\$0.00
TOTAL SHORT TERM GAIN (LOSS)	\$0.00	\$3,750.00

Long Term Gain	\$0.00	\$11,586.00
Long Term Loss	\$0.00	\$0.00
Disallowed Long Term Loss	\$0.00	\$0.00
TOTAL LONG TERM GAIN (LOSS)	\$0.00	\$11,586.00

NFS-provided cost basis, realized gain (loss) and holding period information may not reflect all adjustments necessary for your tax reporting purposes. Please refer to Footnotes and Cost Basis Information at the end of this statement for more information.

Fifth Third Securities, Inc.

MN_CEBHPRPZBBJPDRF_BBBBBB 20191031

Account carried with National Financial Services LLC, Member
NYSE, SIPC

Statement for the Period October 1, 2019 to October 31, 2019

MEDINA CITY SCHOOLS - Corporation
Account Number: [REDACTED]



Account Overview *continued*

MESSAGES AND ALERTS

Customers wishing to learn more about their investment professional can contact the FINRA BrokerCheck Hotline Number at 1-800-289-9999 or visit the FINRA Regulation website www.finra.org. Customers can also obtain an investor brochure that includes information describing the FINRA BrokerCheck program by contacting Brokerage Operations 1-888-889-1025.

Statement for the Period October 1, 2019 to October 31, 2019

MEDINA CITY SCHOOLS - Corporation

Account Number: [REDACTED]



Holdings

NFS-provided cost basis, realized gain (loss) and holding period information may not reflect all adjustments necessary for tax purposes. Please refer to Footnotes and Cost Basis Information at the end of this statement for more information.

For additional information regarding your holdings, please refer to the footnotes at the end of the statement.

CASH AND CASH EQUIVALENTS - 0.07% of Total Account Value

Description	Symbol/Cusip Account Type	Quantity	Price on 10/31/19	Current Market Value	Estimated Annual Income
Money Markets					
FEDERATED TREASURY OBLIGATIONS IS	TOIXX	7,177.81	\$1.00	\$7,177.81	
7 DAY YIELD 1.70%	CASH				
Dividend Option Cash					
Capital Gain Option Cash					
Total Cash and Cash Equivalents				\$7,177.81	

Statement for the Period October 1, 2019 to October 31, 2019

MEDINA CITY SCHOOLS - Corporation

Account Number: [REDACTED]



HOLDINGS > FIXED INCOME - 99.93% of Total Account Value

ALERT: You have a fixed income position due to mature within the next 90 days.

For an explanation of fixed income pricing, please see the last page. Redemption schedule(s), bond rating(s), and other information are provided where available. If information does not appear regarding a particular investment, it is not available. The ratings on this statement are provided by Standard & Poor's and/or Moody's to rate the quality based on the respective rating agency's assessment. Ratings information from Standard & Poor's ("S&P") may not be reproduced. S&P credit ratings are statements of opinion and are not statements of fact or recommendations to purchase, hold, or sell securities, nor do they address the suitability of securities for investment purposes, and should not be relied on as investment advice. S&P does not guarantee the accuracy, completeness, timeliness or availability of any information, including ratings, and is not responsible for errors or omissions (negligent or otherwise). S&P gives no express or implied warranties, including but not limited to any warranties of merchantability or fitness for a particular purpose or use. S&P shall not be liable for any direct, indirect, incidental, exemplary, compensatory, punitive, special or consequential damages, costs, expenses, legal fees, or losses (including lost income or profits and opportunity costs) in connection with any use of ratings.

Description	Symbol/Cusip Account Type	Quantity	Estimated Price on 10/31/19	Estimated Current Market Value	Estimated Annual Income	Original/Adjusted Cost Basis	Unrealized Gain (Loss)
CDs							
<p>Certificates of Deposit (CDs), including Market Indexed CDs and Market Linked CDs (collectively, MCDs) are generally shown at estimated market prices based upon a matrix or model pricing method that may not represent the actual price if sold prior to maturity. However, CDs and MCDs may be shown at face value for up to seven calendar days from date of issue if estimated market prices have not been received from a third party pricing vendor. The actual value of CDs and MCDs may be different from their purchase price. CDs and MCDs are subject to interest rate risk. The estimated market price reflected for MCDs may not be based on the actual closing value of the linked market index on the final maturity date and the market value of MCDs may not correspond directly to increases or decreases in the underlying linked market index. You may sell CDs or MCDs in the secondary market subject to market conditions. The secondary market for CDs and MCDs is generally illiquid. If sold prior to maturity, the value of MCDs may be less than the purchase amount or face value. The sale or redemption of any fixed income security prior to maturity may result in a substantial gain or loss, and an early withdrawal penalty may apply. Certain MCDs may only be redeemed on pre-specified liquidation dates and may have call features that allow the issuer to call the MCD prior to maturity. Certain Step Rate CDs are also subject to reinvestment risk if call provisions are exercised by the issuer and if a CD with a comparable rate is not available.</p> <p>See sales materials or contact your broker/dealer for additional information.</p>							
SUMMIT CMNTY BK MOOREFIELD WV CD 1.45000% 11/08/2019 FDIC INSURED CPN PMT MONTHLY Next Interest Payable: 11/08/19 Estimated Yield 1.45% Accrued Interest \$238.36 Average Unit Cost \$1.00 Adjusted Cost Basis	86604XLJ3 CASH	250,000	\$0.99998	\$249,995.00	\$3,625.00	\$250,000.00	
						\$250,000.00	D (\$5.00)
YADKIN VY BK & TR CO ELKIN N C CD 1.50000% 01/24/2020 FDIC INSURED CPN PMT MONTHLY Next Interest Payable: 11/25/19 Estimated Yield 1.50% Accrued Interest \$71.92 Average Unit Cost \$1.00 Adjusted Cost Basis	984308ET9 CASH	250,000	\$0.99987	\$249,967.50	\$3,750.00	\$250,000.00	
						\$250,000.00	D (\$32.50)
WORLDS FOREMOST BK SYDNEY NEB CD 1.75000% 01/27/2020 FDIC INSURED CPN PMT MONTHLY Next Interest Payable: 11/26/19	981571CX8 CASH	200,000	\$1.00048	\$200,096.00	\$3,500.00	\$200,000.00	

Fifth Third Securities, Inc.

Account carried with National Financial Services LLC, Member
NYSE, SIPC

MN_CEBHPRPZBBJPDRF_BBBBBB 20191031

Statement for the Period October 1, 2019 to October 31, 2019

MEDINA CITY SCHOOLS - Corporation

Account Number: [REDACTED]



Fifth Third
Securities

HOLDINGS > FIXED INCOME *continued*

Description	Symbol/Cusip Account Type	Quantity	Estimated Price on 10/31/19	Estimated Current Market Value	Estimated Annual Income	Original/Adjusted Cost Basis	Unrealized Gain (Loss)
WORLDS FOREMOST BK SYDNEY NEB CD	981571CX8	<i>continued</i>					
Estimated Yield 1.74%							
Accrued Interest \$57.53							
Average Unit Cost \$1.00							
Adjusted Cost Basis						\$200,000.00 D	\$96.00
WELLS FARGO BANK NATL ASSN CD 1.75000%	949763EG7	250,000	\$1.00051	\$250,127.50	\$4,375.00	\$250,000.00	
02/03/2020 FDIC INSURED	CASH						
CPN PMT MONTHLY							
Next Interest Payable: 11/01/19							
Estimated Yield 1.74%							
Accrued Interest \$371.58							
Average Unit Cost \$1.00							
Adjusted Cost Basis						\$250,000.00 D	\$127.50
TIAA FSB JACKSONVILLE FLA 1.95000%	87270LAW3	247,000	\$1.00257	\$247,634.79	\$4,816.50	\$247,000.00	
11/23/2020 CD FDIC INSURED	CASH						
CPN PMT SEMI-ANNUAL							
ON MAY 21, NOV 21							
Next Interest Payable: 11/21/19							
Estimated Yield 1.94%							
Accrued Interest \$2164.13							
Average Unit Cost \$1.00							
Adjusted Cost Basis						\$247,000.00 D	\$634.79
ALLY BK MIDVALE UTAH CD 2.50000%	02007GAU7	245,000	\$1.00968	\$247,371.60	\$6,125.00	\$245,000.00	
02/01/2021 FDIC INSURED	CASH						
CPN PMT SEMI-ANNUAL							
ON AUG 01, FEB 01							
Next Interest Payable: 02/01/20							
Estimated Yield 2.47%							
Accrued Interest \$1543.84							
Average Unit Cost \$1.00							
Adjusted Cost Basis						\$245,000.00 D	\$2,371.60
PRIME ALLIANCE BK UTAH CD 2.30000%	74160NFW5	245,000	\$1.0078	\$246,911.00	\$5,635.00	\$245,000.00	
03/15/2021 FDIC INSURED	CASH						
CPN PMT MONTHLY							
Next Interest Payable: 11/13/19							
Estimated Yield 2.28%							
Accrued Interest \$293.33							
Average Unit Cost \$1.00							

Fifth Third Securities, Inc.

Account carried with National Financial Services LLC, Member
NYSE, SIPC

MN_CEBHPRPZBBJPDRF_BBBBB 20191031

Statement for the Period October 1, 2019 to October 31, 2019

MEDINA CITY SCHOOLS - Corporation

Account Number: [REDACTED]



HOLDINGS > FIXED INCOME *continued*

Description	Symbol/Cusip Account Type	Quantity	Estimated Price on 10/31/19	Estimated Current Market Value	Estimated Annual Income	Original/Adjusted Cost Basis	Unrealized Gain (Loss)
PRIME ALLIANCE BK UTAH CD 2.30000%	74160NFW5	<i>continued</i>					
Adjusted Cost Basis						\$245,000.00 D	\$1,911.00
CAPITAL ONE BK USA NATL ASSN CD 2.25000%	1404202B5	245,000	\$1.00299	\$245,732.55	\$5,512.50	\$243,858.30	
04/19/2021 FDIC INSURED	CASH						
CPN PMT SEMI-ANNUAL							
ON OCT 19, APR 19							
Next Interest Payable: 04/19/20							
Estimated Yield 2.24%							
Accrued Interest \$196.34							
Average Unit Cost \$1.00							
Adjusted Cost Basis						\$243,858.30 D	\$1,874.25
THIRD FED SVGS & LN ASSN OF CD 2.50000%	88413QBZ0	245,000	\$1.01178	\$247,886.10	\$6,125.00	\$245,000.00	
05/28/2021 FDIC INSURED	CASH						
CPN PMT SEMI-ANNUAL							
ON AUG 28, FEB 28							
Next Interest Payable: 02/28/20							
Estimated Yield 2.47%							
Accrued Interest \$1090.75							
Average Unit Cost \$1.00							
Adjusted Cost Basis						\$245,000.00 D	\$2,886.10
KS STATEBANK MANHATTAN KS CD 2.50000%	50116CBX6	245,000	\$1.01222	\$247,993.90	\$6,125.00	\$245,000.00	
06/21/2021 FDIC INSURED	CASH						
CPN PMT MONTHLY							
Next Interest Payable: 11/21/19							
Estimated Yield 2.47%							
Accrued Interest \$184.59							
Average Unit Cost \$1.00							
Adjusted Cost Basis						\$245,000.00 D	\$2,993.90
FIRST CHOICE BK CERRITOS CALIF CD	319461BJ7	250,000	\$1.00059	\$250,147.50	\$5,625.00	\$250,000.00	
2.25000% 06/30/2021 FDIC INSURED	CASH						
CPN PMT MONTHLY							
Next Interest Payable: 11/30/19							
CALLABLE ON 11/30/2019 @ 100.0000							
STEP COUPON							
RESET FREQUENCY TERM MODE							
NEXT RESET 06/29/2020 @ 2.50000							
Estimated Yield 2.24%							
Accrued Interest \$15.41							

Fifth Third Securities, Inc.

Account carried with National Financial Services LLC, Member
NYSE, SIPC

MN_CEBHPRPZBBJPDRF_BBBBB 20191031

Statement for the Period October 1, 2019 to October 31, 2019

MEDINA CITY SCHOOLS - Corporation
Account Number: [REDACTED]



HOLDINGS > FIXED INCOME *continued*

Description	Symbol/Cusip Account Type	Quantity	Estimated Price on 10/31/19	Estimated Current Market Value	Estimated Annual Income	Original/Adjusted Cost Basis	Unrealized Gain (Loss)
FIRST CHOICE BK CERRITOS CALIF CD	319461BJ7	continued					
Average Unit Cost \$1.00							
Adjusted Cost Basis						\$250,000.00 D	\$147.50
NORTHPOINTE BK GRAND RAPIDS MI CD	666613GN8	245,000	\$1.01354	\$248,317.30	\$6,247.50	\$245,000.00	
2.55000% 07/19/2021 FDIC INSURED	CASH						
CPN PMT MONTHLY							
Next Interest Payable: 11/19/19							
Estimated Yield 2.51%							
Accrued Interest \$222.51							
Average Unit Cost \$1.00							
Adjusted Cost Basis						\$245,000.00 D	\$3,317.30
SECURITY FED BK AIKEN S C CD 2.40000%	81423LCE0	245,000	\$1.00243	\$245,595.35	\$5,880.00	\$245,000.00	
08/09/2021 FDIC INSURED	CASH						
CPN PMT MONTHLY							
Next Interest Payable: 11/07/19							
CALLABLE ON 11/07/2019 @ 100.0000							
Estimated Yield 2.39%							
Accrued Interest \$402.74							
Average Unit Cost \$1.00							
Adjusted Cost Basis						\$245,000.00 D	\$595.35
CELTIC BK SALT LAKE CITY UTAH CD	15118RPT8	245,000	\$1.01953	\$249,784.85	\$6,982.50	\$245,000.00	
2.85000% 08/24/2021 FDIC INSURED	CASH						
CPN PMT MONTHLY							
Next Interest Payable: 11/24/19							
Estimated Yield 2.79%							
Accrued Interest \$153.04							
Average Unit Cost \$1.00							
Adjusted Cost Basis						\$245,000.00 D	\$4,784.85
FIRSTTRUST SVGS BK PA CD 2.55000%	337630BJ5	245,000	\$1.0145	\$248,552.50	\$6,247.50	\$245,000.00	
09/13/2021 FDIC INSURED	CASH						
CPN PMT MONTHLY							
Next Interest Payable: 11/12/19							
Estimated Yield 2.51%							
Accrued Interest \$342.33							
Average Unit Cost \$1.00							
Adjusted Cost Basis						\$245,000.00 D	\$3,552.50
MEDALLION BK UTAH CD 2.45000% 02/16/2022	58404DBD2	245,000	\$1.01441	\$248,530.45	\$6,002.50	\$245,000.00	

Fifth Third Securities, Inc.

Account carried with National Financial Services LLC, Member
NYSE, SIPC

MN_CEBHPRPZBBJPDRF_BBBBBB 20191031

Statement for the Period October 1, 2019 to October 31, 2019

MEDINA CITY SCHOOLS - Corporation
Account Number: [REDACTED]



HOLDINGS > FIXED INCOME *continued*

Description	Symbol/Cusip Account Type	Quantity	Estimated Price on 10/31/19	Estimated Current Market Value	Estimated Annual Income	Original/Adjusted Cost Basis	Unrealized Gain (Loss)
MEDALLION BK UTAH CD 2.45000% 02/16/2022	58404DBD2	<i>continued</i>					
FDIC INSURED	CASH						
CPN PMT MONTHLY							
Next Interest Payable: 11/16/19							
Estimated Yield 2.41%							
Accrued Interest \$263.12							
Average Unit Cost \$1.00							
Adjusted Cost Basis						\$245,000.00	D \$3,530.45
NORTHFIELD BK STATEN ISLAND NY CD	66612ACG1	245,000	\$1.01443	\$248,535.35	\$6,002.50	\$245,000.00	
2.45000% 02/22/2022 FDIC INSURED	CASH						
CPN PMT SEMI-ANNUAL							
ON AUG 21, FEB 21							
Next Interest Payable: 02/21/20							
Estimated Yield 2.41%							
Accrued Interest \$1184.05							
Average Unit Cost \$1.00							
Adjusted Cost Basis						\$245,000.00	D \$3,535.35
SB ONE BK FRANKLIN NEW JERSEY CD	78414TBD3	245,000	\$1.00131	\$245,320.95	\$4,900.00	\$245,000.00	
2.00000% 02/28/2022 FDIC INSURED	CASH						
CPN PMT SEMI-ANNUAL							
ON FEB 28, AUG 28							
1ST CPN DTE 02/28/2020							
Next Interest Payable: 02/28/20							
Estimated Yield 1.99%							
Accrued Interest \$872.60							
Average Unit Cost \$1.00							
Adjusted Cost Basis						\$245,000.00	D \$320.95
PENN CMNTY BK PERKASIE PA CD 2.35000%	707312AN4	240,000	\$1.0009	\$240,216.00	\$5,640.00	\$240,000.00	
06/21/2022 FDIC INSURED	CASH						
CPN PMT SEMI-ANNUAL							
ON DEC 21, JUN 21							
1ST CPN DTE 12/21/2019							
Next Interest Payable: 12/21/19							
CALLABLE ON 12/21/2019 @ 100.0000							
Estimated Yield 2.34%							
Accrued Interest \$2055.12							
Average Unit Cost \$1.00							
Adjusted Cost Basis						\$240,000.00	D \$216.00

Fifth Third Securities, Inc.

Account carried with National Financial Services LLC, Member
NYSE, SIPC

MN_CEBHPRPZBBJPDRF_BBBBB 20191031

Statement for the Period October 1, 2019 to October 31, 2019

MEDINA CITY SCHOOLS - Corporation
Account Number: [REDACTED]



HOLDINGS > FIXED INCOME *continued*

Description	Symbol/Cusip Account Type	Quantity	Estimated Price on 10/31/19	Estimated Current Market Value	Estimated Annual Income	Original/Adjusted Cost Basis	Unrealized Gain (Loss)
BANKERS BK KANS NA CD 2.35000% 06/28/2022 FDIC INSURED CPN PMT MONTHLY Next Interest Payable: 11/28/19 CALLABLE ON 12/28/2019 @ 100.0000 Estimated Yield 2.34% Accrued Interest \$61.81 Average Unit Cost \$1.00 Adjusted Cost Basis	06610PCA9 CASH	240,000	\$1.00125	\$240,300.00	\$5,640.00	\$240,000.00	
						\$240,000.00 D	\$300.00
JPMORGAN CHASE BK CD 2.00000% 08/16/2022 FDIC INSURED CPN PMT SEMI-ANNUAL ON FEB 16, AUG 16 Next Interest Payable: 02/16/20 CALLABLE ON 02/16/2020 @ 100.0000 STEP COUPON RESET FREQUENCY TERM MODE NEXT RESET 08/16/2021 @ 4.00000 Estimated Yield 1.99% Accrued Interest \$1032.77 Average Unit Cost \$1.00 Adjusted Cost Basis	48126YDE0 CASH	248,000	\$1.00119	\$248,295.12	\$4,960.00	\$248,000.00	
						\$248,000.00 D	\$295.12
FIRST KEYSTONE CMNTY BK BERWIC CD 1.90000% 10/23/2023 FDIC INSURED CPN PMT MONTHLY 1ST CPN DTE 11/23/2019 Next Interest Payable: 11/23/19 CALLABLE ON 01/23/2020 @ 100.0000 Estimated Yield 1.90% Accrued Interest \$114.78 Average Unit Cost \$1.00 Adjusted Cost Basis	32065RAF2 CASH	245,000	\$0.99979	\$244,948.55	\$4,655.00	\$245,000.00	
						\$245,000.00 D	(\$51.45)
CFBANK FAIRLAWN OHIO CD 2.80000% 03/15/2024 FDIC INSURED CPN PMT MONTHLY Next Interest Payable: 11/15/19 Estimated Yield 2.70% Accrued Interest \$306.47	15721UCY3 CASH	235,000	\$1.03696	\$243,685.60	\$6,580.00	\$235,000.00	

Fifth Third Securities, Inc.

Account carried with National Financial Services LLC, Member
NYSE, SIPC

MN_CEBHPRPZBBJPDRF_BBBBB 20191031

Statement for the Period October 1, 2019 to October 31, 2019

MEDINA CITY SCHOOLS - Corporation

Account Number: [REDACTED]



**Fifth Third
Securities**

HOLDINGS > FIXED INCOME *continued*

Description	Symbol/Cusip Account Type	Quantity	Estimated Price on 10/31/19	Estimated Current Market Value	Estimated Annual Income	Original/Adjusted Cost Basis	Unrealized Gain (Loss)
CFBANK FAIRLAWN OHIO CD 2.80000%	15721UCY3	<i>continued</i>					
Average Unit Cost \$1.00							
Adjusted Cost Basis						\$235,000.00 D	\$8,685.60
FIRST & FMRS BK PORTLAND ND CD 2.40000%	31860PAL2	245,000	\$1.02065	\$250,059.25	\$5,880.00	\$245,000.00	
05/30/2024 FDIC INSURED	CASH						
CPN PMT MONTHLY							
Next Interest Payable: 11/30/19							
Estimated Yield 2.35%							
Accrued Interest \$32.22							
Average Unit Cost \$1.00							
Adjusted Cost Basis						\$245,000.00 D	\$5,059.25
CRESCOM BK MYRTLE BEACH S C CD 2.55000%	225862ED9	240,000	\$1.00066	\$240,158.40	\$6,120.00	\$240,000.00	
06/26/2024 FDIC INSURED	CASH						
CPN PMT MONTHLY							
Next Interest Payable: 11/26/19							
CALLABLE ON 11/26/2019 @ 100.0000							
Estimated Yield 2.54%							
Accrued Interest \$100.60							
Average Unit Cost \$1.00							
Adjusted Cost Basis						\$240,000.00 D	\$158.40
STATE BK REESEVILLE WIS CD 2.25000%	856487AX1	240,000	\$1.01412	\$243,388.80	\$5,400.00	\$240,000.00	
06/28/2024 FDIC INSURED	CASH						
CPN PMT MONTHLY							
Next Interest Payable: 11/28/19							
Estimated Yield 2.21%							
Accrued Interest \$59.18							
Average Unit Cost \$1.00							
Adjusted Cost Basis						\$240,000.00 D	\$3,388.80
POPPY BK SANTA ROSA CALIF CD 1.95000%	73319FAA7	245,000	\$1.00051	\$245,124.95	\$4,777.50	\$245,000.00	
08/21/2024 FDIC INSURED	CASH						
CPN PMT MONTHLY							
Next Interest Payable: 11/21/19							
CALLABLE ON 08/21/2020 @ 100.0000							
Estimated Yield 1.94%							
Accrued Interest \$143.98							
Average Unit Cost \$1.00							
Adjusted Cost Basis						\$245,000.00 D	\$124.95

Fifth Third Securities, Inc.

Account carried with National Financial Services LLC, Member
NYSE, SIPC

MN_CEBHPRPZBBJPDRF_BBBBB 20191031

Statement for the Period October 1, 2019 to October 31, 2019

MEDINA CITY SCHOOLS - Corporation
Account Number: [REDACTED]



HOLDINGS > FIXED INCOME *continued*

Description	Symbol/Cusip Account Type	Quantity	Estimated Price on 10/31/19	Estimated Current Market Value	Estimated Annual Income	Original/Adjusted Cost Basis	Unrealized Gain (Loss)
RAYMOND JAMES BK NATL ASSN CD 2.00000% 08/23/2024 FDIC INSURED CPN PMT SEMI-ANNUAL ON FEB 23, AUG 23 1ST CPN DTE 02/23/2020 Next Interest Payable: 02/23/20 Estimated Yield 1.99% Accrued Interest \$939.73 Average Unit Cost \$1.00 Adjusted Cost Basis	75472RAE1 CASH	245,000	\$1.00271	\$245,663.95	\$4,900.00	\$245,000.00	
						\$245,000.00 D	\$663.95
BANKGLOUCESTER CD 2.00000% 08/26/2024 FDIC INSURED CPN PMT SEMI-ANNUAL ON FEB 26, AUG 26 1ST CPN DTE 02/26/2020 Next Interest Payable: 02/26/20 Estimated Yield 1.99% Accrued Interest \$899.45 Average Unit Cost \$1.00 Adjusted Cost Basis	06644RAC3 CASH	245,000	\$1.00136	\$245,333.20	\$4,900.00	\$245,000.00	
						\$245,000.00 D	\$333.20
FIRST UTD BK &TR COMPANY CD 2.10000% 08/30/2024 FDIC INSURED CPN PMT MONTHLY Next Interest Payable: 11/30/19 CALLABLE ON 02/28/2020 @ 100.0000 Estimated Yield 2.09% Accrued Interest \$28.19 Average Unit Cost \$1.00 Adjusted Cost Basis	33742CAM9 CASH	245,000	\$1.00199	\$245,487.55	\$5,145.00	\$245,000.00	
						\$245,000.00 D	\$487.55
GRANT CNTY BK ULYSSES KANS CD 1.95000% 10/16/2024 FDIC INSURED CPN PMT MONTHLY 1ST CPN DTE 11/16/2019 Next Interest Payable: 11/16/19 CALLABLE ON 01/16/2020 @ 100.0000 Estimated Yield 1.95% Accrued Interest \$209.42 Average Unit Cost \$1.00	38762PCP5 CASH	245,000	\$1.00017	\$245,041.65	\$4,777.50	\$245,000.00	

Fifth Third Securities, Inc.

MN _CEBHPRPZBBJPDRF_BBBBB 20191031

Account carried with National Financial Services LLC, Member
NYSE, SIPC

Statement for the Period October 1, 2019 to October 31, 2019

MEDINA CITY SCHOOLS - Corporation

Account Number: [REDACTED]



**Fifth Third
Securities**

HOLDINGS > FIXED INCOME *continued*

Description	Symbol/Cusip Account Type	Quantity	Estimated Price on 10/31/19	Estimated Current Market Value	Estimated Annual Income	Original/Adjusted Cost Basis	Unrealized Gain (Loss)
GRANT CNTY BK ULYSSES KANS CD 1.95000%	38762PCP5	continued					
Adjusted Cost Basis						\$245,000.00 D	\$41.65
Total CDs		7,545,000		\$7,596,203.21	\$166,851.50	\$7,543,858.30	\$52,344.91
U.S. Treasury / Agency Securities							
FEDERAL HOME LOAN BANKS BOND 2.15000%	3130ADEZ1	400,000	\$100.007	\$400,028.00	\$8,600.00	\$399,416.00	
08/07/2020	CASH						
MOODY'S Aaa /S&P AA+							
CPN PMT SEMI-ANNUAL							
ON AUG 07, FEB 07							
Next Interest Payable: 02/07/20							
CALLABLE ON 11/07/2019 @ 100.0000							
Accrued Interest \$2006.67							
Average Unit Cost \$99.85							
Adjusted Cost Basis						\$399,416.00 D	\$612.00
FEDERAL HOME LN MTG CORP MTN 2.00000%	3134GBP48	500,000	\$100.036	\$500,180.00	\$10,000.00	\$494,025.00	
10/05/2022	CASH						
MOODY'S Aaa /S&P AA+							
CPN PMT QUARTERLY							
ON JAN 05, APR 05, JUL 05, OCT 05							
Next Interest Payable: 01/05/20							
CALLABLE ON 01/05/2020 @ 100.0000							
STEP COUPON							
RESET FREQUENCY TERM MODE							
NEXT RESET 07/05/2020 @ 2.25000							
Accrued Interest \$722.22							
Average Unit Cost \$98.81							
Adjusted Cost Basis						\$494,025.00 D	\$6,155.00
Unrealized Market Discount Income	\$1,128.52 Q						
FEDERAL FARM CR BKS BOND 1.94000%	3133EK2W5	700,000	\$99.985	\$699,895.00	\$13,580.00	\$700,000.00	
04/17/2023	CASH						
MOODY'S Aaa /S&P AA+							
CPN PMT SEMI-ANNUAL							
ON APR 17, OCT 17							
1ST CPN DTE 04/17/2020							
Next Interest Payable: 04/17/20							
CONTINUOUSLY CALLABLE FROM 04/17/2020							
CALLABLE ON 04/17/2020 @ 100.0000							

Fifth Third Securities, Inc.

Account carried with National Financial Services LLC, Member
NYSE, SIPC

MN_CEBHPRPZBBJPDRF_BBBBBB 20191031

Statement for the Period October 1, 2019 to October 31, 2019

MEDINA CITY SCHOOLS - Corporation
Account Number: [REDACTED]



HOLDINGS > FIXED INCOME *continued*

Description	Symbol/Cusip Account Type	Quantity	Estimated Price on 10/31/19	Estimated Current Market Value	Estimated Annual Income	Original/Adjusted Cost Basis	Unrealized Gain (Loss)
FEDERAL FARM CR BKS BOND 1.94000%	3133EK2W5	continued					
Accrued Interest	\$565.83						
Average Unit Cost	\$100.00						
Adjusted Cost Basis						\$700,000.00 D	(\$105.00)
FEDL HOME LN MTG CRP MTN 2.00000%	3134GT7C1	1,000,000	\$99.996	\$999,960.00	\$20,000.00	\$1,000,000.00	
09/11/2024	CASH						
MOODY'S Aaa							
CPN PMT SEMI-ANNUAL							
ON MAR 11, SEP 11							
1ST CPN DTE 03/11/2020							
Next Interest Payable: 03/11/20							
CALLABLE ON 03/11/2020 @ 100.0000							
Accrued Interest	\$2777.78						
Average Unit Cost	\$100.00						
Adjusted Cost Basis						\$1,000,000.00 D	(\$40.00)
Total U.S. Treasury / Agency Securities		2,600,000		\$2,600,063.00	\$52,180.00	\$2,593,441.00	\$6,622.00
Total Fixed Income		10,145,000		\$10,196,266.21	\$219,031.50	\$10,137,299.30	\$58,966.91
Total Securities				\$10,196,266.21	\$219,031.50	\$10,137,299.30	\$58,966.91
TOTAL PORTFOLIO VALUE				\$10,203,444.02	\$219,031.50	\$10,137,299.30	\$58,966.91

Activity

NFS-provided cost basis, realized gain (loss) and holding period information may not reflect all adjustments necessary for tax purposes. Please refer to Footnotes and Cost Basis Information at the end of this statement for more information.

PURCHASES, SALES, AND REDEMPTIONS

Settlement Date	Account Type	Transaction	Description	Quantity	Amount	Total Cost Basis	Realized Gain (Loss)
--------------------	-----------------	-------------	-------------	----------	--------	---------------------	-------------------------

Securities Purchased

Fifth Third Securities, Inc.

MN_CEBHPRPZBBJPDRF_BBBBB 20191031

Account carried with National Financial Services LLC, Member
NYSE, SIPC

Statement for the Period October 1, 2019 to October 31, 2019

MEDINA CITY SCHOOLS - Corporation
Account Number: [REDACTED]



PURCHASES, SALES, AND REDEMPTIONS *continued*

Settlement Date	Account Type	Transaction	Description	Quantity	Amount	Total Cost Basis	Realized Gain (Loss)
10/16/19	CASH	YOU BOUGHT	GRANT CNTY BK ULYSSES KANS CD 1.95000% 10/16/2024 FACT SHEET TO FOLLOW SOLICITED ORDER @ 100	245,000	(\$245,000.00)	\$245,000.00	
10/17/19	CASH	YOU BOUGHT	FEDERAL FARM CR BKS BOND 1.94000% 04/17/2023 PROSPECTUS UNDER SEPARATE COVER SOLICITED ORDER @ 100	700,000	(\$700,000.00)	\$700,000.00	
10/23/19	CASH	YOU BOUGHT	FIRST KEYSTONE CMNTY BK BERWIC CD 1.90000% 10/23/2023 FACT SHEET TO FOLLOW SOLICITED ORDER @ 100	245,000	(\$245,000.00)	\$245,000.00	
Total Securities Purchased					(\$1,190,000.00)		

ACTIVITY > CORE FUND ACTIVITY

For more information about the operation of your core account, please refer to your Customer Agreement.

Settlement Date	Account Type	Transaction	Description	Quantity	Amount
10/01/19	CASH	YOU BOUGHT	FEDERATED TREASURY OBLIGATIONS IS @ 1	1,071.11	(\$1,071.11)
10/07/19	CASH	YOU BOUGHT	FEDERATED TREASURY OBLIGATIONS IS @ 1	2,983.29	(\$2,983.29)
10/08/19	CASH	YOU BOUGHT	FEDERATED TREASURY OBLIGATIONS IS @ 1	297.95	(\$297.95)
10/14/19	CASH	YOU BOUGHT	FEDERATED TREASURY OBLIGATIONS IS @ 1	976.64	(\$976.64)
10/15/19	CASH	YOU BOUGHT	FEDERATED TREASURY OBLIGATIONS IS @ 1	540.82	(\$540.82)
10/16/19	CASH	YOU SOLD	FEDERATED TREASURY OBLIGATIONS IS @ 1	(244,506.64)	\$244,506.64

Fifth Third Securities, Inc.

MN_CEBHPRPZBBJPDRF_BBBBBB 20191031

Account carried with National Financial Services LLC, Member
NYSE, SIPC

Statement for the Period October 1, 2019 to October 31, 2019

MEDINA CITY SCHOOLS - Corporation

Account Number: [REDACTED]



ACTIVITY > CORE FUND ACTIVITY *continued*

Settlement Date	Account Type	Transaction	Description	Quantity	Amount
10/17/19	CASH	YOU SOLD	FEDERATED TREASURY OBLIGATIONS IS @ 1	(700,000)	\$700,000.00
10/21/19	CASH	YOU BOUGHT	FEDERATED TREASURY OBLIGATIONS IS @ 1	4,173.38	(\$4,173.38)
10/23/19	CASH	YOU SOLD	FEDERATED TREASURY OBLIGATIONS IS @ 1	(245,000)	\$245,000.00
10/24/19	CASH	YOU BOUGHT	FEDERATED TREASURY OBLIGATIONS IS @ 1	573.9	(\$573.90)
10/25/19	CASH	YOU BOUGHT	FEDERATED TREASURY OBLIGATIONS IS @ 1	308.22	(\$308.22)
10/28/19	CASH	YOU BOUGHT	FEDERATED TREASURY OBLIGATIONS IS @ 1	1,698.08	(\$1,698.08)
10/30/19	CASH	YOU BOUGHT	FEDERATED TREASURY OBLIGATIONS IS @ 1	1,368.5	(\$1,368.50)
10/31/19	CASH	YOU SOLD	FEDERATED TREASURY OBLIGATIONS IS @ 1	(14,485.25)	\$14,485.25
TOTAL CORE FUND ACTIVITY					\$1,190,000.00

ACTIVITY > ADDITIONS AND WITHDRAWALS > OTHER ADDITIONS AND WITHDRAWALS

Date	Account Type	Transaction	Description	Quantity	Amount
Other Additions and Withdrawals					
10/31/19	CASH	WIRE TRANS TO BANK	WD59103065 THE HUNTINGTON NATIONAL BANK [REDACTED]		(\$14,485.25)
Total Other Additions and Withdrawals					(\$14,485.25)

Fifth Third Securities, Inc.

MN_CEBHPRPZBBJPDRF_BBBBB 20191031

Account carried with National Financial Services LLC, Member
NYSE, SIPC

Statement for the Period October 1, 2019 to October 31, 2019

MEDINA CITY SCHOOLS - Corporation
Account Number: [REDACTED]



ACTIVITY *continued*

	Amount
TOTAL ADDITIONS AND WITHDRAWALS	(\$14,485.25)

ACTIVITY > INCOME > TAXABLE INCOME

Settlement Date	Account Type	Transaction	Description	Quantity	Amount
Taxable Dividends					
09/30/19	CASH	DIVIDEND RECEIVED	FEDERATED TREASURY OBLIGATIONS IS DIVIDEND RECEIVED		\$711.52
Total Taxable Dividends					\$711.52
Taxable Interest					
10/01/19	CASH	INTEREST	WELLS FARGO BANK NATL ASSN CD 1.75000% 02/03/2020		\$359.59
10/07/19	CASH	INTEREST	FEDERAL HOME LN MTG CORP MTN 2.00000% 10/05/2022		\$2,500.00
10/07/19	CASH	INTEREST	SECURITY FED BK AIKEN S C CD 2.40000% 08/09/2021		\$483.29
10/08/19	CASH	INTEREST	SUMMIT CMNTY BK MOOREFIELD WV CD 1.45000% 11/08/2019		\$297.95
10/12/19	CASH	INTEREST	FIRSTTRUST SVGS BK PA CD 2.55000% 09/13/2021		\$513.49
10/13/19	CASH	INTEREST	PRIME ALLIANCE BK UTAH CD 2.30000% 03/15/2021		\$463.15
10/15/19	CASH	INTEREST	CFBANK FAIRLAWN OHIO CD 2.80000% 03/15/2024		\$540.82
10/16/19	CASH	INTEREST	MEDALLION BK UTAH CD 2.45000% 02/16/2022		\$493.36
10/19/19	CASH	INTEREST	CAPITAL ONE BK USA NATL ASSN CD 2.25000% 04/19/2021		\$2,763.80

Fifth Third Securities, Inc.

MN_CEBHPRPZBBJPDRF_BBBBB 20191031

Account carried with National Financial Services LLC, Member
NYSE, SIPC

Statement for the Period October 1, 2019 to October 31, 2019

MEDINA CITY SCHOOLS - Corporation

Account Number: [REDACTED]



ACTIVITY > INCOME > TAXABLE INCOME *continued*

Settlement Date	Account Type	Transaction	Description	Quantity	Amount
10/19/19	CASH	INTEREST	NORTHPOINTE BK GRAND RAPIDS MI CD 2.55000% 07/19/2021		\$513.49
10/21/19	CASH	INTEREST	KS STATEBANK MANHATTAN KS CD 2.50000% 06/21/2021		\$503.42
10/21/19	CASH	INTEREST	POPPY BK SANTA ROSA CALIF CD 1.95000% 08/21/2024		\$392.67
10/24/19	CASH	INTEREST	CELTIC BK SALT LAKE CITY UTAH CD 2.85000% 08/24/2021		\$573.90
10/25/19	CASH	INTEREST	YADKIN VY BK & TR CO ELKIN N C CD 1.50000% 01/24/2020		\$308.22
10/26/19	CASH	INTEREST	CRESKOM BK MYRTLE BEACH S C CD 2.55000% 06/26/2024		\$503.01
10/26/19	CASH	INTEREST	WORLDS FOREMOST BK SYDNEY NEB CD 1.75000% 01/27/2020		\$287.67
10/28/19	CASH	INTEREST	BANKERS BK KANS NA CD 2.35000% 06/28/2022		\$463.56
10/28/19	CASH	INTEREST	STATE BK REESEVILLE WIS CD 2.25000% 06/28/2024		\$443.84
10/30/19	CASH	INTEREST	FIRST & FMRS BK PORTLAND ND CD 2.40000% 05/30/2024		\$483.29
10/30/19	CASH	INTEREST	FIRST CHOICE BK CERRITOS CALIF CD 2.25000% 06/30/2021		\$462.33
10/30/19	CASH	INTEREST	FIRST UTD BK & TR COMPANY CD 2.10000% 08/30/2024		\$422.88
Total Taxable Interest					\$13,773.73
Total Taxable Income					\$14,485.25
TOTAL INCOME					\$14,485.25

Fifth Third Securities, Inc.

MN_CEBHPRPZBBJPDRF_BBBBB 20191031

Account carried with National Financial Services LLC, Member NYSE, SIPC

Brokerage

Account Statement

October 1, 2019 - October 31, 2019

Account Number: [REDACTED]

MEDINA CITY SCHOOLS
739 WEYMOUTH RD
MEDINA OH 44256-2037

Portfolio at a Glance

	This Period
BEGINNING ACCOUNT VALUE	\$14,933,297.58
Deposits (Cash & Securities)	496,000.00
Withdrawals (Cash & Securities)	-284,652.38
Dividends, Interest and Other Income	26,873.14
Net Change in Portfolio¹	4,070.49
ENDING ACCOUNT VALUE	\$15,175,588.83
Estimated Annual Income	\$366,931.50

¹ Net Change in Portfolio is the difference between the ending account value and beginning account value after activity.

Asset Summary

Percent	Asset Type	Last Period	This Period
1%	Cash, Money Funds, and Bank Deposits	9,819.24	40.00
99%	Fixed Income	14,923,478.34	15,175,548.83
100%	Account Total	\$14,933,297.58	\$15,175,588.83

Please review your allocation periodically with your Account Executive.

Client Service Information

Your Account Executive: ATT
ANDREW CARDINALI**Contact Information****E-Mail Address:**
customerservice@mbssecurities.com**Client Service Information****Service Hours:** Weekdays 09:00 a.m. - 05:00 p.m. (EST)
Client Service Telephone Number: (800) 967-9045
Web Site: WWW.MBSSECURITIES.COM

Your Account Information

INVESTMENT OBJECTIVE

Investment Objective: NONE SPECIFIED

Please discuss your investment objective with your Account Executive.

TAX LOT DEFAULT DISPOSITION METHOD

Default Method for Mutual Funds: First In First Out

Default Method for Stocks in a Dividend Reinvestment Plan: First In First Out

Default Method for all Other Securities: First In First Out

BOND AMORTIZATION ELECTIONS

Amortize premium on taxable bonds based on Constant Yield Method: Yes

Accrual market discount method for all other bond types: Constant Yield Method

Include market discount in income annually: No

ELECTRONIC DELIVERY

Your electronic delivery selections for account communications are listed below:

Electronic Delivery

Enrollment	Communication
------------	---------------

- | | |
|-------------------------------------|----------------------------------|
| <input checked="" type="checkbox"/> | Statements and Reports |
| <input checked="" type="checkbox"/> | Trade Confirmations |
| <input checked="" type="checkbox"/> | Tax Documents |
| <input checked="" type="checkbox"/> | Notifications |
| <input checked="" type="checkbox"/> | Prospectus |
| <input checked="" type="checkbox"/> | Proxy/Shareholder Communications |

You have not enrolled any of the above documents for electronic delivery. Please log in to your account or contact your Account Executive to make any changes to your electronic delivery preferences.

Income and Expense Summary

	Current Period		Year-to-Date	
	Taxable	Non Taxable	Taxable	Non Taxable
Interest Income				
Other Interest	26,873.14	0.00	318,409.84	0.00
Total Dividends, Interest, Income and Expenses	\$26,873.14	\$0.00	\$318,409.84	\$0.00

Accrued Interest Summary

	Current Period		Year-to-Date	
	Taxable	Non Taxable	Taxable	Non Taxable
Accrued Interest Paid				
Other Accrued Interest	0.00	0.00	-178.94	0.00
Total Accrued Interest Paid	\$0.00	\$0.00	-\$178.94	\$0.00



October 1, 2019 - October 31, 2019
MEDINA CITY SCHOOLS

Portfolio Holdings

Description	Quantity	Opening Balance	Closing Balance	Accrued Income	30-Day Yield
CASH, MONEY FUNDS, AND BANK DEPOSITS 1.00% of Portfolio					
Cash Balance		9,819.24	40.00		
TOTAL CASH, MONEY FUNDS, AND BANK DEPOSITS		\$9,819.24	\$40.00	\$0.00	

Description	Quantity	Market Price	Market Value	Accrued Interest	Estimated Annual Income	Estimated Yield
FIXED INCOME 99.00% of Portfolio (In Maturity Date Sequence)						
Certificates of Deposit						
¹ BELMONT BK & TR CO CHICAGO IL CTF DEP ACT/365 MONTHLY 1.700% 11/06/19 B/E DTD 11/06/17 ACT/365 Security Identifier: 08016PCP2	248,000.000	100.0030	248,007.44	288.77	4,216.00	1.69%
¹ KEARNY BK NEW JERSEY CTF DEP ACT/365 SEMI-ANNUALLY 1.700% 11/15/19 B/E DTD 11/15/17 ACT/365 Security Identifier: 48714LAE9	247,000.000	100.0060	247,014.82	1,944.19	4,199.00	1.69%
¹ UMPQUA BK ROSEBURG ORE CTF DEP ACT/365 SEMIANNUAL 2.500% 11/25/19 B/E DTD 05/25/18 ACT/365 Security Identifier: 90421MCF8	246,000.000	100.0650	246,159.90	2,679.04	6,150.00	2.49%
¹ KENNEBEC SVGS BK AUGUSTA ME CTF DEP ACT/365 SEMI-ANNUALLY 1.700% 11/29/19 B/E DTD 11/28/17 Security Identifier: 489265AW8	247,000.000	100.0120	247,029.64	1,794.64	4,199.00	1.69%
PINNACLE BK NASHVILLE TENN CTF DEP ACT/365 MONTHLY 2.550% 12/16/19 B/E DTD 06/15/18 ACT/365 Security Identifier: 72345SGZ8	248,000.000	100.1260	248,312.48	277.22	6,324.00	2.54%
NATIONWIDE BK COLUMBUS OHIO CTF DEP ACT/365 MONTHLY 1.850% 02/28/20 B/E DTD 11/30/17 ACT/365 Security Identifier: 63861NAK1	248,000.000	100.0930	248,230.64	12.57	4,588.00	1.84%

Portfolio Holdings (continued)

Description	Quantity	Market Price	Market Value	Accrued Interest	Estimated Annual Income	Estimated Yield
FIXED INCOME (continued)						
Certificates of Deposit (continued)						
LIVE OAK BKG CO WILMINGTON N C CTF DEP ACT/365 2.400% 03/09/20 B/E DTD 03/09/18 ACT/365 Security Identifier: 538036DK7	248,000.000	100.2960	248,734.08	489.21	5,952.00	2.39%
STATE BK INDIA LOS ANGELES CALIF CTF DEP ACT/365 SEMI-ANNUALLY 2.500% 03/20/20 B/E DTD 03/21/18 Security Identifier: 85628YBG2	246,000.000	100.3570	246,878.22	673.97	6,150.00	2.49%
STIFEL BK & TR ST LOUIS MO CTF DEP ACT/365 2.550% 03/30/20 B/E DTD 03/29/18 ACT/365 Security Identifier: 86063QAD7	248,000.000	100.4010	248,994.48	34.65	6,324.00	2.53%
WEBBANK SALT LAKE CITY UTAH CTF DEP ACT/365 MONTHLY 1.850% 03/30/20 B/E DTD 09/28/17 ACT/365 Security Identifier: 947547JQ9	248,000.000	100.0470	248,116.56	37.71	4,588.00	1.84%
ISRAEL DISC BK NEW YORK N Y CTF DEP ACT/365 SEMI-ANNUALLY 2.700% 05/04/20 DTD 05/04/18 Security Identifier: 465076KG1	246,000.000	100.5580	247,372.68	3,275.51	6,642.00	2.68%
MERCANTILE BK MICH GRAND RAPIDS CTF DEP ACT/365 SEMI-ANNUALLY 2.750% 06/01/20 B/E DTD 06/01/18 Security Identifier: 58740XZM5	246,000.000	100.6670	247,640.82	2,817.21	6,765.00	2.73%
ALLEGIANCE BK HOUSTON TEX CTF DEP ACT/365 SEMI-ANNUALLY 2.800% 06/15/20 B/E DTD 06/13/18 Security Identifier: 01748DBC9	246,000.000	100.7420	247,825.32	2,641.97	6,888.00	2.77%
ENTERPRISE BK & TR CLAYTON MO CTF DEP ACT/365 2.800% 06/22/20 B/E DTD 06/22/18 ACT/365 Security Identifier: 29367SHX5	248,000.000	100.7690	249,907.12	171.22	6,944.00	2.77%
FIRST FINL BK CINCINNATI OH CTF DEP ACT/365 SEMI-ANNUALLY 2.900% 06/26/20 B/E DTD 12/26/18 Security Identifier: 32021SFP6	246,000.000	100.8430	248,073.78	2,482.24	7,134.00	2.87%



October 1, 2019 - October 31, 2019
 MEDINA CITY SCHOOLS

Portfolio Holdings (continued)

Description	Quantity	Market Price	Market Value	Accrued Interest	Estimated Annual Income	Estimated Yield
FIXED INCOME (continued)						
Certificates of Deposit (continued)						
FIRST REP BK SAN FRANCISCO CALIF NEW CTF DEP ACT/365 2.750% 07/27/20 B/E DTD 07/27/18 ACT/365 Security Identifier: 33616CAZ3	246,000.000	100.8460	248,081.16	1,779.29	6,765.00	2.72%
MORGAN STANLEY BK N A SALT LAKE CITY UTAH CTF DEP ACT/365 SEMI-ANNUALLY 2.750% 08/03/20 B/E DTD 08/02/18 Security Identifier: 61747M4K4	248,000.000	100.8630	250,140.24	1,681.64	6,820.00	2.72%
BANK AMER NA CHARLOTTE NC CTF DEP ACT/365 SEMI-ANNUALLY 2.750% 08/17/20 DTD 08/15/18 Security Identifier: 06051VB70	246,000.000	100.8950	248,201.70	1,427.14	6,765.00	2.72%
ORIENTAL BK BROKERED INSTL CTF DEP ACT/365 2.800% 09/14/20 B/E DTD 09/12/18 ACT/365 Security Identifier: 68621KCC3	246,000.000	100.9930	248,442.78	924.69	6,888.00	2.77%
CONNECTONE BK ENGLEWOOD CLIFFS N J CTF DEP ACT/365 MONTHLY 2.800% 09/18/20 B/E DTD 09/19/18 Security Identifier: 20786ACJ2	248,000.000	101.0070	250,497.36	228.30	6,944.00	2.77%
BARCLAYS BK DEL RETAIL CTF DEP 3A2 PROGRAM BOOK ENTRY INSTL CTF DEP 1.950% 09/21/20 B/E DTD 09/20/17 Security Identifier: 06740KKUO	247,000.000	100.2580	247,637.26	541.03	4,816.50	1.94%
MAIN STR BK BINGHAM FARMS MI CTF DEP ACT/365 2.900% 10/05/20 B/E DTD 10/04/18 ACT/365 Security Identifier: 56035BBN5	248,000.000	101.1320	250,807.36	532.01	7,192.00	2.86%
WEX BK MIDVALE UTAH CTF DEP ACT/365 SEMI-ANNUALLY 2.000% 10/19/20 B/E DTD 10/18/17 ACT/365 Security Identifier: 92937CGB8	247,000.000	100.3010	247,743.47	175.95	4,940.00	1.99%

Portfolio Holdings (continued)

Description	Quantity	Market Price	Market Value	Accrued Interest	Estimated Annual Income	Estimated Yield
FIXED INCOME (continued)						
Certificates of Deposit (continued)						
GOLDMAN SACHS BK USA NEW YORK CTF DEP ACT/365 SEMI-ANNUALLY 2.050% 11/23/20 B/E DTD 11/22/17 Security Identifier: 38148PTD9	247,000.000	100.3620	247,894.14	2,247.36	5,063.50	2.04%
MERCANTIL BK NATL ASSN CORAL GABLES FLA CTF DEP ACT/365 MONTHLY 2.200% 12/29/20 B/E DTD 12/29/17 Security Identifier: 58733AES4	248,000.000	100.5630	249,396.24	29.90	5,456.00	2.18%
DISCOVER BK GEENWOOD DEL CTF DEP ACT/365 2.500% 02/01/21 B/E DTD 01/31/18 ACT/365 1ST CPN DTE 07/31/18 Security Identifier: 254673LX2	246,000.000	100.9680	248,381.28	1,550.14	6,150.00	2.47%
FIRST NATL BK MCGREGOR TEX CTF DEP ACT/365 MONTHLY 2.650% 02/01/21 B/E DTD 01/31/19 ACT/365 Security Identifier: 32112UCU3	245,000.000	101.1550	247,829.75	0.00	6,492.50	2.61%
CAPITAL BK N A ROCKVILLE MD CTF DEP ACT/365 2.600% 03/12/21 B/E DTD 03/13/19 ACT/365 Security Identifier: 139805AQ8	248,000.000	101.1760	250,916.48	317.98	6,448.00	2.56%
CITIBANK NATL ASSN SIOUX FALLS S D CTF DEP ACT/365 SEMI-ANNUALLY 2.700% 03/29/21 B/E DTD 03/29/18 Security Identifier: 17312QH77	246,000.000	101.3530	249,328.38	582.31	6,642.00	2.66%
SYNCHRONY BK RETAIL CTF DEP PROGRAM BOOK ENTRY FIDELITY INSTL CTF DEP 2.700% 04/13/21 B/E DTD 04/13/18 Security Identifier: 87165FUN2	246,000.000	101.3880	249,414.48	291.16	6,642.00	2.66%
TOWNEBANK PORTSMOUTH VA CTF DEP ACT/365 SEMI-ANNUALLY 2.800% 04/30/21 B/E DTD 04/30/18 ACT/365 Security Identifier: 89214PBL2	246,000.000	101.5760	249,876.96	18.87	6,888.00	2.75%
FEDERAL SVGS BK CHICAGO IL CTF DEP ACT/365 MONTHLY 2.500% 05/28/21 B/E DTD 05/30/19 ACT/365 Security Identifier: 313812DA4	248,000.000	101.1820	250,931.36	0.00	6,200.00	2.47%



October 1, 2019 - October 31, 2019
MEDINA CITY SCHOOLS

Portfolio Holdings (continued)

Description	Quantity	Market Price	Market Value	Accrued Interest	Estimated Annual Income	Estimated Yield
FIXED INCOME (continued)						
Certificates of Deposit (continued)						
CTBC BK CORP USA LOS ANGELES CALIF CTF DEP ACT/365 3.000% 06/15/21 B/E DTD 06/15/18 ACT/365 Security Identifier: 12651HAB5	246,000.000	102.0030	250,927.38	2,790.25	7,380.00	2.94%
HERITAGE BK HOPKINSVILLE KY CTF DEP ACT/365 MONTHLY 3.000% 06/21/21 B/E DTD 06/19/18 ACT/365 Security Identifier: 42724JEG6	248,000.000	102.0300	253,034.40	244.60	7,440.00	2.94%
FIRST BK HIGHLAND PK ILL CTF DEP ACT/365 SEMI-ANNUALLY 3.100% 06/29/21 B/E DTD 06/29/18 ACT/365 Security Identifier: 31914KT3	246,000.000	100.2290	246,563.34	2,590.75	7,626.00	3.09%
CHIPPEWA VY BK WINTER WIS CTF DEP ACT/365 MONTHLY 3.000% 07/06/21 B/E DTD 07/06/18 ACT/365 Security Identifier: 169894AP7	248,000.000	102.0760	253,148.48	509.59	7,440.00	2.93%
BMW BK NORTH AMER SALT LAKE CITY UTAH CTF DEP ACT/365 SEMI-ANNUALLY 3.000% 07/13/21 B/E DTD 07/13/18 Security Identifier: 05580ANK6	246,000.000	102.0920	251,146.32	2,224.11	7,380.00	2.93%
MORGAN STANLEY PRIVATE BK NATL ASSN PUR N Y CTF DEP ACT/365 2.100% 08/09/21 B/E DTD 08/08/19 Security Identifier: 61760AS83	248,000.000	100.6030	249,495.44	1,198.55	5,208.00	2.08%
UNITED BANKERS BK BLOOMINGTON MINN CTF DEP ACT/365 MONTHLY 3.250% 12/20/21 B/E DTD 12/19/18 ACT/365 Security Identifier: 909557JA9	248,000.000	100.2260	248,560.48	264.99	8,060.00	3.24%
BANCO POPULAR NORTH AMER INSTL CTF DEP PROGRAM 2.150% 01/31/22 B/E DTD 07/31/19 ACT/365 Security Identifier: 05970EAQ7	248,000.000	100.1410	248,349.68	0.00	5,332.00	2.14%



Portfolio Holdings (continued)

Description	Quantity	Market Price	Market Value	Accrued Interest	Estimated Annual Income	Estimated Yield
FIXED INCOME (continued)						
Certificates of Deposit (continued)						
MAIN STR BK CORP WHEELING WV CTF DEP ACT/365 2.950% 02/01/22 B/E DTD 02/01/19 ACT/365 Security Identifier: 56034WAS0	248,000.000	102.5260	254,264.48	1,823.99	7,316.00	2.87%
WASHINGTON SVGS BK LOWELL MA CTF DEP ACT/365 MONTHLY 2.750% 03/14/22 B/E DTD 03/14/19 ACT/365 Security Identifier: 939693AK3	248,000.000	100.4460	249,106.08	317.64	6,820.00	2.73%
BAR HBR BK & TR ME CTF DEP ACT/365 MONTHLY 2.700% 03/29/22 B/E DTD 03/29/19 ACT/365 Security Identifier: 066851WM4	248,000.000	100.4590	249,138.32	36.69	6,696.00	2.68%
SECURITY FIRST BK LINCOLN NEB CTF DEP ACT/365 2.500% 04/25/22 B/E DTD 04/24/19 ACT/365 Security Identifier: 81425PAY7	248,000.000	100.4300	249,066.40	118.90	6,200.00	2.48%
FRONTIER BK ROCK RAPIDS IOWA CTF DEP ACT/365 2.100% 07/19/22 B/E DTD 07/19/19 ACT/365 Security Identifier: 359067CZ6	248,000.000	100.0250	248,062.00	171.22	5,208.00	2.09%
FRANKLIN SYNERGY BK TENN CTF DEP ACT/365 MONTHLY 2.150% 07/29/22 B/E DTD 07/30/19 ACT/365 Security Identifier: 35471TFE7	248,000.000	100.0460	248,114.08	14.61	5,332.00	2.14%
CAPITAL ONE NATL ASSN MCLEAN VA CTF DEP 2.050% 08/15/22 B/E DTD 08/14/19 ACT/365 Security Identifier: 14042RMX6	248,000.000	100.4800	249,190.40	1,086.44	5,084.00	2.04%
SALLIE MAE BK SALT LAKE CITY UT CTF DEP ACT/365 SEMI-ANNUALLY 2.650% 01/31/23 B/E DTD 01/31/18 Security Identifier: 795450J71	246,000.000	102.3550	251,793.30	1,643.15	6,519.00	2.58%
SILVERGATE BK LA JOLLA CALIF CTF DEP ACT/365 2.700% 05/15/23 B/E DTD 05/15/19 ACT/365 Security Identifier: 828373GB0	248,000.000	100.0440	248,109.12	293.52	6,696.00	2.69%



October 1, 2019 - October 31, 2019
 MEDINA CITY SCHOOLS

Portfolio Holdings (continued)

Description	Quantity	Market Price	Market Value	Accrued Interest	Estimated Annual Income	Estimated Yield
FIXED INCOME (continued)						
Certificates of Deposit (continued)						
CALPRIVATE BK LA JOLLA CALIF CTF DEP ACT/365 2.200% 08/16/23 B/E DTD 08/16/19 ACT/365 Security Identifier: 13135NAG5	248,000.000	100.2020	248,500.96	224.22	5,456.00	2.19%
MERIDAN BK PAOLI PA CTF DEP ACT/365 2.000% 10/30/23 B/E DTD 10/28/19 ACT/365 CALLABLE 01/28/20 Security Identifier: 58958PGK4	248,000.000	100.1100	248,272.80	40.77	4,960.00	1.99%
STATE BK INDIA CHICAGO ILL CTF DEP ACT/365 2.650% 07/12/24 B/E DTD 07/12/19 ACT/365 Security Identifier: 856283J64	246,000.000	100.1930	246,474.78	1,982.49	6,519.00	2.64%
BMO HARRIS BK NATL ASSN CHICAGO ILL CTF DEP 2.000% 08/14/24 B/E DTD 08/14/19 ACT/365 Security Identifier: 05581WZ24	245,000.000	100.1290	245,316.05	1,047.12	4,900.00	1.99%
COMMERCE BK GENEVA MINN CTF DEP 1.900% 09/03/24 B/E DTD 09/03/19 ACT/365 CALLABLE 10/03/20 Security Identifier: 20056QSBO	248,000.000	99.8160	247,543.68	361.47	4,712.00	1.90%
INTERAUDI BK NEW YORK NY CTF DEP ACT/365 2.000% 09/09/24 B/E DTD 09/09/19 ACT/365 Security Identifier: 45842PAZ4	248,000.000	100.0500	248,124.00	298.96	4,960.00	1.99%
FIRST NATL BK SYRACUSE JOHNSON KANS CTF DEP 1.950% 09/18/24 B/E DTD 09/18/19 ACT/365 Security Identifier: 334342CF7	248,000.000	100.0340	248,084.32	172.24	4,836.00	1.94%
ANCHOR D BK TEXHOMA OKLA CTF DEP ACT/365 1.950% 09/30/24 B/E DTD 09/30/19 ACT/365 CALLABLE 12/30/19 Security Identifier: 033034AJ8	248,000.000	100.0220	248,054.56	13.25	4,836.00	1.94%



Portfolio Holdings (continued)

Description	Quantity	Market Price	Market Value	Accrued Interest	Estimated Annual Income	Estimated Yield
FIXED INCOME (continued)						
Certificates of Deposit (continued)						
CITIZENS DEP BK ARLINGTON KY CTF DEP ACT/365 2.000% 10/03/24 B/E DTD 10/03/19 ACT/365 Security Identifier: 17453FCK6	248,000.000	100.1880	248,466.24	380.49	4,960.00	1.99%
FIRST UTD BK & TRCOMPANY DURANT OK CTF DEP ACT/365 2.050% 10/11/24 B/E DTD 10/11/19 ACT/365 Security Identifier: 33742CAR8	248,000.000	100.2160	248,535.68	278.58	5,084.00	2.04%
LEA CNTY ST BK HOBBS N MEX CTF DEP 2.000% 10/28/24 B/E DTD 10/28/19 ACT/365 CALLABLE 01/28/20 Security Identifier: 523744AU4	248,000.000	100.1130	248,280.24	40.77	4,960.00	1.99%
FIRST FED BK FLA LAKE CITY CTF DEP 1.950% 10/30/24 B/E DTD 10/30/19 ACT/365 CALLABLE 01/30/20 Security Identifier: 32022WBB1	248,000.000	100.0030	248,007.44	13.25	4,836.00	1.94%
Total Certificates of Deposit:	15,081,000.000		\$15,175,548.83	\$52,130.50	\$366,931.50	
TOTAL FIXED INCOME	15,081,000.000		\$15,175,548.83	\$52,130.50	\$366,931.50	
			Market Value	Accrued Interest	Estimated Annual Income	
Total Portfolio Holdings			\$15,175,588.83	\$52,130.50	\$366,931.50	

¹ This bond is maturing.

Portfolio Holdings Disclosures

Pricing

This section includes the net market value of the securities in your account on a settlement date basis, including short positions, at the close of the statement period. The market prices, unless otherwise noted, have been obtained from independent vendor services, which we believe to be reliable. Market prices do not constitute a bid or an offer, and may differ from the actual sale price. Securities for which a price is not available are marked "N/A" and are omitted from the Total. THE AS OF PRICE DATE ONLY APPEARS WHEN THE PRICE DATE DOES NOT EQUAL THE STATEMENT DATE.

Estimated Annual Figures

The estimated annual income (EAI) and estimated annual yield (EAY) figures are estimates and for informational purposes only. These figures are not considered to be a forecast or guarantee of future results. These figures are computed using information from providers believed to be reliable; however, no assurance can be made as to the accuracy. Since interest and dividend rates are subject to change at any time, and may be affected by current and future economic, political, and business conditions, they should not be relied on for making

October 1, 2019 - October 31, 2019
MEDINA CITY SCHOOLS**Portfolio Holdings Disclosures (continued)****Estimated Annual Figures (continued)**

investment, trading, or tax decisions. These figures assume that the position quantities, interest and dividend rates, and prices remain constant. A capital gain or return of principal may be included in the figures for certain securities, thereby overstating them. Refer to www.pershing.com/disclosures for specific details as to formulas used to calculate the figures. Accrued interest represents interest earned but not yet received.

Reinvestment

The dollar amount of Mutual Fund distributions, Money Market Fund dividend income, Bank Deposit interest income, or dividends for other securities shown on your statement may have been reinvested. You will not receive confirmation of these reinvestments. Upon written request to your financial institution, information pertaining to these transactions, including the time of execution and the name of the person from whom your security was purchased, may be obtained. In dividend reinvestment transactions, Pershing acts as your agent and receives payment for order flow.

Option Disclosure

Information with respect to commissions and other charges incurred in connection with the execution of option transactions has been included in confirmations previously furnished to you. A summary of this information is available to you promptly upon your written request directed to your introducing firm. In order to assist your introducing firm in maintaining current background and financial information concerning your option accounts, please promptly advise them in writing of any material change in your investment objectives or financial situation. Expiring options which are valuable are exercised automatically pursuant to the exercise by exception procedure of the Options Clearing Corporation. Additional information regarding this procedure is available upon written request to your introducing firm.

Certificates of Deposit

Certificates of Deposit acquired through the Certificate of Deposit Account Registry Service ("CDARS") and held in your brokerage account are subject to Securities Investor Protection Corporation (SIPC) coverage. Please see additional information about SIPC under Important Information and Disclosures on this statement.

Please be advised that the secondary market for CDs is generally illiquid; the actual value of CDs may be different from their purchase price; and a significant loss of principal could result if your CDs are sold prior to maturity. In the event that the CDs listed above do not indicate a market valuation, an accurate market value could not be determined. In the event that a price is listed above for your CDs, Pershing has obtained a price from sources deemed to be reliable or has priced your CDs using a matrix formula. Prices are estimates and the actual value you may obtain for your CD may be different if you elect to sell your CD in the secondary market.

Foreign Currency Transactions

Pershing will execute foreign currency transactions as principal for your account. Pershing may automatically convert foreign currency to or from U.S. dollars for dividends and similar corporate action transactions unless you instruct your financial organization otherwise. Pershing's currency conversion rate will not exceed the highest interbank conversion rate identified from customary banking sources on the conversion date or the prior business day, increased by up to 1%, unless a particular rate is required by applicable law. Your financial organization may also increase the currency conversion rate. This conversion rate may differ from rates in effect on the date you executed a transaction, incurred a charge, or received a credit. Transactions converted by agents (such as depositories) will be billed at the rates such agents use.

Proxy Vote

Securities not fully paid for in your margin account may be lent by Pershing to itself or others in accordance with the terms outlined in the Margin Agreement. The right to vote your shares held on margin may be reduced by the amount of shares on loan. The Proxy Voting Instruction Form sent to you may reflect a smaller number of shares entitled to vote than the number of shares in your margin account.

Activity Summary (All amounts shown are in base currency)

	Credits This Period	Debits This Period	Net This Period	Credits Year-to-Date	Debits Year-to-Date	Net Year-to-Date
Securities						
Securities Bought	0.00	-1,240,000.00	-1,240,000.00	0.00	-7,180,806.94	-7,180,806.94
Total Securities	\$0.00	-\$1,240,000.00	-\$1,240,000.00	\$0.00	-\$7,180,806.94	-\$7,180,806.94
Dividends and Interest	\$26,873.14	\$0.00	\$26,873.14	\$319,501.47	-\$1,091.63	\$318,409.84
Distributions	\$992,000.00	\$0.00	\$992,000.00	\$8,419,000.00	\$0.00	\$8,419,000.00
Cash						
Withdrawals	0.00	-284,652.38	-284,652.38	0.00	-5,026,753.35	-5,026,753.35
Deposits	496,000.00	0.00	496,000.00	3,470,178.94	0.00	3,470,178.94
Total Cash	\$496,000.00	-\$284,652.38	\$211,347.62	\$3,470,178.94	-\$5,026,753.35	-\$1,556,574.41
Totals	\$1,514,873.14	-\$1,524,652.38	-\$9,779.24	\$12,208,680.41	-\$12,208,651.92	\$28.49

Transactions by Type of Activity

Process/ Settlement Date	Trade/ Transaction Date	Activity Type	Description	Quantity	Price	Accrued Interest	Amount	Currency
Securities Bought and Sold								
10/03/19	09/13/19	PURCHASED 17453FCK6	CITIZENS DEP BK ARLINGTON KY CTF DEP ACT/365 2.000% 10/03/24 B/E DTD 10/03/19 CLB YLD 2.000 TO PAR	248,000.000	100.0000		-248,000.00	USD
10/11/19	09/17/19	PURCHASED 33742CAR8	FIRST UTD BK & TRCOMPANY DURANT OK CTF DEP ACT/365 2.050% 10/11/24 B/E DTD 10/11/19 YLD 2.050 TO PAR	248,000.000	100.0000		-248,000.00	USD
10/28/19	10/04/19	PURCHASED 58958PGK4	MERIDAN BK PAOLI PA CTF DEP ACT/365 2.000% 10/30/23 B/E DTD 10/28/19 YLD 2.000 TO PAR	248,000.000	100.0000		-248,000.00	USD
10/28/19	10/09/19	PURCHASED 523744AU4	LEA CNTY ST BK HOBBS N MEX CTF DEP 2.000% 10/28/24 B/E DTD 10/28/19 YLD 2.000 TO PAR	248,000.000	100.0000		-248,000.00	USD
10/30/19	10/25/19	PURCHASED 32022WBB1	FIRST FED BK FLA LAKE CITY CTF DEP 1.950% 10/30/24 B/E DTD 10/30/19 CLB YLD 1.950 TO PAR	248,000.000	100.0000		-248,000.00	USD
Total Securities Bought and Sold						\$0.00	-\$1,240,000.00	USD
Dividends and Interest								
10/01/19		BOND INTEREST RECEIVED 538036DK7	248000 LIVE OAK BKG CO WILMINGTON N C CTF DEP ACT/365 2.400% 03/09/20 B/E DTD 03/09/18 RD 09/16 PD 10/01/19				489.21	USD
10/03/19		BOND INTEREST RECEIVED 20056QSB0	248000 COMMERCE BK GENEVA MINN CTF DEP 1.900% 09/03/24 B/E DTD 09/03/19 RD 10/02 PD 10/03/19				387.29	USD
10/04/19		BOND INTEREST RECEIVED 56035BBN5	248000 MAIN STR BK BINGHAM FARMS MI CTF DEP ACT/365 2.900% 10/05/20 B/E DTD 10/04/18 RD 09/19 PD 10/04/19				591.12	USD

October 1, 2019 - October 31, 2019
MEDINA CITY SCHOOLS

Transactions by Type of Activity (continued)

Process/ Settlement Date	Trade/ Transaction Date	Activity Type	Description	Quantity	Price	Accrued Interest	Amount	Currency
Dividends and Interest (continued)								
10/07/19		BOND INTEREST RECEIVED 08016PCP2	248000 BELMONT BK & TR CO CHICAGO IL CTF DEP ACT/365 MONTHLY 1.700% 11/06/19 B/E DTD 11/06/17 RD 09/21 PD 10/06/19				346.52	USD
10/07/19		BOND INTEREST RECEIVED 169894AP7	248000 CHIPPEWA VY BK WINTER WIS CTF DEP ACT/365 MONTHLY 3.000% 07/06/21 B/E DTD 07/06/18 RD 09/21 PD 10/06/19				611.51	USD
10/09/19		BOND INTEREST RECEIVED 45842PAZ4	248000 INTERAUDI BK NEW YORK NY CTF DEP ACT/365 2.000% 09/09/24 B/E DTD 09/09/19 CLB RD 09/24 PD 10/09/19				407.67	USD
10/11/19		BOND INTEREST RECEIVED 559582AA9	248000 MAGNOLIA BK INC KY CTF DEP ACT/365 MONTHLY 1.750% 10/11/19 B/E DTD 10/12/17 CLB RD 09/27 PD 10/11/19				344.82	USD
10/15/19		BOND INTEREST RECEIVED 139805AQ8	248000 CAPITAL BK N A ROCKVILLE MD CTF DEP ACT/365 2.600% 03/12/21 B/E DTD 03/13/19 RD 09/28 PD 10/13/19				529.97	USD
10/15/19		BOND INTEREST RECEIVED 72345SGZ8	248000 PINNACLE BK NASHVILLE TENN CTF DEP ACT/365 MONTHLY 2.550% 12/16/19 B/E DTD 06/15/18 RD 09/30 PD 10/15/19				519.78	USD
10/15/19		BOND INTEREST RECEIVED 828373GB0	248000 SILVERGATE BK LA JOLLA CALIF CTF DEP ACT/365 2.700% 05/15/23 B/E DTD 05/15/19 CLB RD 09/30 PD 10/15/19				550.36	USD
10/15/19		BOND INTEREST RECEIVED 87165FUN2	246000 SYNCHRONY BK RETAIL CTF DEP PROGRAM BOOK ENTRY FIDELITY INSTL CTF DEP 2.700% 04/13/21 B/E DTD 04/13/18 RD 10/04 PD 10/15/19				3,330.10	USD
10/15/19		BOND INTEREST RECEIVED 939693AK3	248000 WASHINGTON SVGS BK LOWELL MA CTF DEP ACT/365 MONTHLY 2.750% 03/14/22 B/E DTD 03/14/19 CLB RD 09/29 PD 10/14/19				560.55	USD
10/16/19		BOND INTEREST RECEIVED 13135NAG5	248000 CALPRIVATE BK LA JOLLA CALIF CTF DEP ACT/365 2.200% 08/16/23 B/E DTD 08/16/19 CLB RD 10/01 PD 10/16/19				448.44	USD
10/18/19		BOND INTEREST RECEIVED 334342CF7	248000 FIRST NATL BK SYRACUSE JOHNSON KANS CTF DEP 1.950% 09/18/24 B/E DTD 09/18/19 RD 10/03 PD 10/18/19				397.48	USD

Transactions by Type of Activity (continued)

Process/ Settlement Date	Trade/ Transaction Date	Activity Type	Description	Quantity	Price	Accrued Interest	Amount	Currency
Dividends and Interest (continued)								
10/18/19		BOND INTEREST RECEIVED 92937CGB8	247000 WEX BK MIDVALE UTAH CTF DEP ACT/365 SEMI-ANNUALLY 2.000% 10/19/20 B/E DTD 10/18/17 RD 10/03 PD 10/18/19				2,476.77	USD
10/21/19		BOND INTEREST RECEIVED 20786ACJ2	248000 CONNECTONE BK ENGLEWOOD CLIFFS N J CTF DEP ACT/365 MONTHLY 2.800% 09/18/20 B/E DTD 09/19/18 RD 10/04 PD 10/19/19				570.74	USD
10/21/19		BOND INTEREST RECEIVED 359067CZ6	248000 FRONTIER BK ROCK RAPIDS IOWA CTF DEP ACT/365 2.100% 07/19/22 B/E DTD 07/19/19 CLB RD 10/04 PD 10/19/19				428.05	USD
10/21/19		BOND INTEREST RECEIVED 42724JEG6	248000 HERITAGE BK HOPKINSVILLE KY CTF DEP ACT/365 MONTHLY 3.000% 06/21/21 B/E DTD 06/19/18 RD 10/04 PD 10/19/19				611.51	USD
10/21/19		BOND INTEREST RECEIVED 909557JA9	248000 UNITED BANKERS BK BLOOMINGTON MINN CTF DEP ACT/365 MONTHLY 3.250% 12/20/21 B/E DTD 12/19/18 CLB RD 10/04 PD 10/19/19				662.47	USD
10/22/19		BOND INTEREST RECEIVED 29367SHX5	248000 ENTERPRISE BK & TR CLAYTON MO CTF DEP ACT/365 2.800% 06/22/20 B/E DTD 06/22/18 RD 10/07 PD 10/22/19				570.74	USD
10/24/19		BOND INTEREST RECEIVED 81425PAY7	248000 SECURITY FIRST BK LINCOLN NEB CTF DEP ACT/365 2.500% 04/25/22 B/E DTD 04/24/19 CLB RD 10/09 PD 10/24/19				1,562.74	USD
10/25/19		BOND INTEREST RECEIVED 32117BCM8	248000 FIRST NATL BK DAMARISCOTTA ME CTF DEP ACT/365 3.150% 10/25/21 B/E DTD 10/25/18 CLB RD 10/10 PD 10/25/19				642.08	USD
10/28/19		BOND INTEREST RECEIVED 947547JQ9	248000 WEBBANK SALT LAKE CITY UTAH CTF DEP ACT/365 MONTHLY 1.850% 03/30/20 B/E DTD 09/28/17 CLB RD 10/13 PD 10/28/19				377.10	USD
10/29/19		BOND INTEREST RECEIVED 066851WM4	248000 BAR HBR BK & TR ME CTF DEP ACT/365 MONTHLY 2.700% 03/29/22 B/E DTD 03/29/19 CLB RD 10/14 PD 10/29/19				550.36	USD
10/29/19		BOND INTEREST RECEIVED 58733AES4	248000 MERCANTIL BK NATL ASSN CORAL GABLES FLA CTF DEP ACT/365 MONTHLY 2.200% 12/29/20 B/E DTD 12/29/17 RD 10/14 PD 10/29/19				448.44	USD
10/29/19		BOND INTEREST RECEIVED 86063QAD7	248000 STIFEL BK & TR ST LOUIS MO CTF DEP ACT/365 2.550% 03/30/20 B/E DTD 03/29/18 RD 10/14 PD 10/29/19				519.78	USD
10/29/19		BOND INTEREST RECEIVED 92834KAV6	248000 VIST BK WYOMISSING PA CTF DEP ACT/365 MONTHLY 2.550% 04/29/22 B/E DTD 04/29/19 CLB RD 10/14 PD 10/29/19				519.78	USD



October 1, 2019 - October 31, 2019
MEDINA CITY SCHOOLS

Transactions by Type of Activity (continued)

Process/ Settlement Date	Trade/ Transaction Date	Activity Type	Description	Quantity	Price	Accrued Interest	Amount	Currency
Dividends and Interest (continued)								
10/30/19		BOND INTEREST RECEIVED 033034AJ8	248000 ANCHOR D BK TEXHOMA OKLA CTF DEP ACT/365 1.950% 09/30/24 B/E DTD 09/30/19 CLB RD 10/15 PD 10/30/19				397.48	USD
10/30/19		BOND INTEREST RECEIVED 313812DA4	248000 FEDERAL SVGS BK CHICAGO IL CTF DEP ACT/365 MONTHLY 2.500% 05/28/21 B/E DTD 05/30/19 RD 10/15 PD 10/30/19				509.59	USD
10/30/19		BOND INTEREST RECEIVED 35471TFE7	248000 FRANKLIN SYNERGY BK TENN CTF DEP ACT/365 MONTHLY 2.150% 07/29/22 B/E DTD 07/30/19 CLB RD 10/15 PD 10/30/19				438.25	USD
10/30/19		BOND INTEREST RECEIVED 59013JD22	248000 MERRICK BK SOUTH JORDAN UTAH CTF DEP ACT/365 MONTHLY 1.700% 10/30/19 B/E DTD 10/30/17 RD 10/15 PD 10/30/19				346.52	USD
10/30/19		BOND INTEREST RECEIVED 63861NAK1	248000 NATIONWIDE BK COLUMBUS OHIO CTF DEP ACT/365 MONTHLY 1.850% 02/28/20 B/E DTD 11/30/17 RD 10/15 PD 10/30/19				377.10	USD
10/31/19		BOND INTEREST RECEIVED 05970EAQ7	248000 BANCO POPULAR NORTH AMER INSTL CTF DEP PROGRAM 2.150% 01/31/22 B/E DTD 07/31/19 CLB RD 10/24 PD 10/31/19				1,343.96	USD
10/31/19		BOND INTEREST RECEIVED 32112UCU3	245000 FIRST NATL BK MCGREGOR TEX CTF DEP ACT/365 MONTHLY 2.650% 02/01/21 B/E DTD 01/31/19 RD 10/30 PD 10/31/19				551.42	USD
10/31/19		BOND INTEREST RECEIVED 89214PBL2	246000 TOWNEBANK PORTSMOUTH VA CTF DEP ACT/365 SEMI-ANNUALLY 2.800% 04/30/21 B/E DTD 04/30/18 RD 10/30 PD 10/31/19				3,453.44	USD
Total Dividends and Interest						\$0.00	\$26,873.14	USD
Distributions								
10/11/19		SECURITY REDEEMED 559582AA9	MAGNOLIA BK INC KY CTF DEP ACT/365 MONTHLY 1.750% 10/11/19 B/E DTD 10/12/17 CLB ACCOUNT REDEMPTION	-248,000.000			248,000.00	USD
10/25/19		SECURITY REDEEMED 32117BCM8	FIRST NATL BK DAMARISCOTTA ME CTF DEP ACT/365 3.150% 10/25/21 B/E DTD 10/25/18 CLB	-248,000.000			248,000.00	USD

Transactions by Type of Activity (continued)

Process/ Settlement Date	Trade/ Transaction Date	Activity Type	Description	Quantity	Price	Accrued Interest	Amount	Currency
Distributions (continued)								
10/29/19		SECURITY REDEEMED 92834KAV6	VIST BK WYOMISSING PA CTF DEP ACT/365 MONTHLY 2.550% 04/29/22 B/E DTD 04/29/19 CLB	-248,000.000			248,000.00	USD
10/30/19		SECURITY REDEEMED 59013JD22	MERRICK BK SOUTH JORDAN UTAH CTF DEP ACT/365 MONTHLY 1.700% 10/30/19 B/E DTD 10/30/17 ACCOUNT REDEMPTION	-248,000.000			248,000.00	USD
Total Distributions						\$0.00	\$992,000.00	USD
Cash Withdrawals and Deposits								
10/01/19		ELECTRONIC TRANSACTION USD999997	SEND TO BANK FOR ACH ACH HUNTINGTON NATIONAL BANK				-10,268.45	USD
10/03/19		ELECTRONIC DEPOSIT USD999997	RECV FR BANK FOR ACH ACH HUNTINGTON NATIONAL BANK				248,000.00	USD
10/07/19		ELECTRONIC TRANSACTION USD999997	SEND TO BANK FOR ACH ACH HUNTINGTON NATIONAL BANK				-1,936.44	USD
10/15/19		ELECTRONIC TRANSACTION USD999997	SEND TO BANK FOR ACH ACH HUNTINGTON NATIONAL BANK				-6,243.25	USD
10/18/19		ELECTRONIC TRANSACTION USD999997	SEND TO BANK FOR ACH ACH HUNTINGTON NATIONAL BANK				-3,322.69	USD
10/22/19		ELECTRONIC TRANSACTION USD999997	SEND TO BANK FOR ACH ACH HUNTINGTON NATIONAL BANK				-2,843.51	USD
10/24/19		ELECTRONIC TRANSACTION USD999997	SEND TO BANK FOR ACH ACH HUNTINGTON NATIONAL BANK				-1,562.74	USD
10/28/19		ELECTRONIC DEPOSIT USD999997	RECV FR BANK FOR ACH ACH HUNTINGTON NATIONAL BANK				248,000.00	USD
10/29/19		ELECTRONIC TRANSACTION USD999997	SEND TO BANK FOR ACH ACH HUNTINGTON NATIONAL BANK				-248,000.00	USD
10/31/19		ELECTRONIC TRANSACTION USD999997	SEND TO BANK FOR ACH ACH HUNTINGTON NATIONAL BANK				-10,475.30	USD
Total Cash Withdrawals and Deposits						\$0.00	\$211,347.62	USD
Total Value of Transactions						\$0.00	-\$9,779.24	USD

The price and quantity displayed may have been rounded.

October 1, 2019 - October 31, 2019
MEDINA CITY SCHOOLS

Fixed Income Analysis

Bond Quality

Bond Quality	Market Value	% of Bond Market Value
Not Rated	15,175,548.83	100%
Total	15,175,548.83	100%

Bond Maturity Schedule



Bond Maturity	Market Value	% of Bond Market Value
Within 1 month	988,211.80	7%
1 to 6 months	1,489,266.46	10%
7 to 12 months	3,232,371.05	21%
1 to 5 years	9,465,699.52	62%
Total	15,175,548.83	100%

Percentages of bond market values are rounded to the nearest whole percentage.

Bond quality ratings reflect Moody's or Standard and Poor's ratings. Bonds may be rated by other services. Bonds that are in default are not included. Please refer to your Portfolio Holdings section.

You are 100% invested in bonds with a bond quality of Not Rated.

Called Bonds

Call Date	Security Description	Eligible Quantity	Called Quantity	Call Price	Type of Call	Redemption Proceeds
11/15/2019	SILVERGATE BK LA JOLLA CALIF CTF DEP ACT/365 2.700% 05/15/23 B/E DTD 05/15/19 ACT/365	248,000.000	248,000.000	100.0000	Full	248,000.00

Pershing LLC receives the called bond information from several information sources which Pershing believes are reliable. Pershing does not guarantee the accuracy of the information. For callable options that are available to you please contact your Account Executive.

Trades Not Settled

Settlement Date	Trade Date	Activity Type	Description	Quantity	Price	Accrued Interest	Settlement Amount
11/15/19	10/21/19	Buy	SILVERGATE BK LA JOLLA CALIF CTF DEP 2.000% 11/15/23 B/E DTD 11/15/19 YLD 2.000 TO	248,000.000	100.0000	0.00	-248,000.00
11/04/19	10/29/19	Buy	HSBC BK USA NATL ASSOCIATION INSTL CTF ACT/365 2.125% 11/04/24 B/E DTD 11/04/19 CLB YLD 2.125 TO	248,000.000	100.0000	0.00	-248,000.00
Total Amount of Trades Not Settled							-\$496,000.00

Messages

Although a money market mutual fund seeks to preserve the value of your investment at \$1 per share, it is possible to lose money by investing in a money market mutual fund. Shares of a money market mutual fund or the balance of a bank deposit product held in your brokerage account may be liquidated upon request with the proceeds credited to your brokerage account. Please see the money market mutual fund's prospectus or the bank deposit product's disclosure document or contact your advisor for additional information. Pursuant to SEC Rule 10b-10(b)(1) confirmations are not sent for purchases into money market mutual funds processed on the sweep platform.

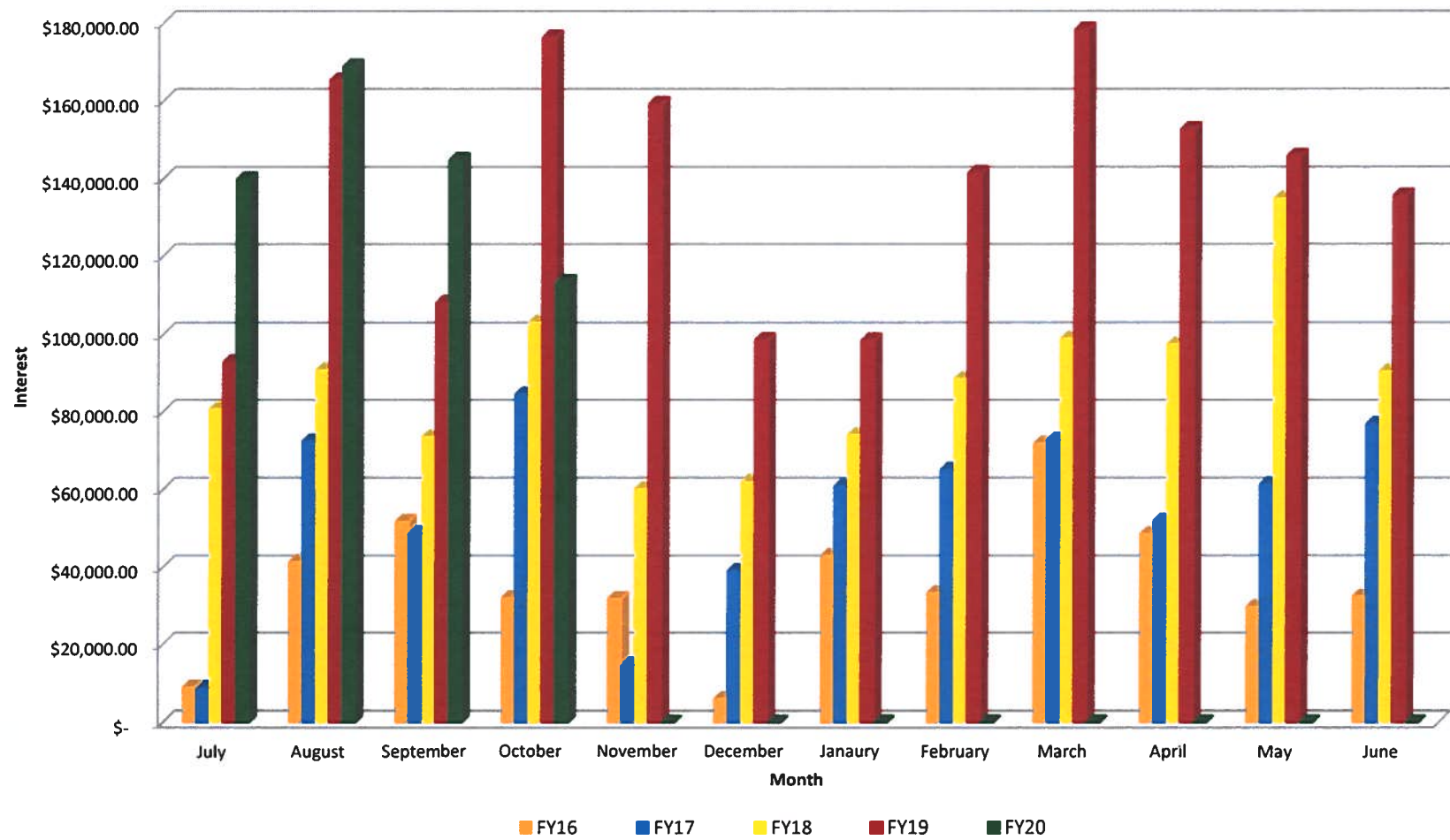
Cash Not Yet Received

Security	Record Date	Payable Date	Quantity Held	Rate	Dividend Option	Amount of Payment
Interest						
BELMONT BK & TR CO CHICAGO IL CTF DEP ACT/365 MONTHLY	10/22/19	11/06/19	248,000.000	0.001444	Cash	358.07
CAPITAL BK N A ROCKVILLE MD CTF DEP ACT/365	10/29/19	11/13/19	248,000.000	0.002208	Cash	547.64
CHIPPEWA VY BK WINTER WIS CTF DEP ACT/365 MONTHLY	10/22/19	11/06/19	248,000.000	0.002548	Cash	631.89
CITIZENS DEP BK ARLINGTON KY CTF DEP ACT/365	10/19/19	11/03/19	248,000.000	0.001699	Cash	421.26
FIRST UTD BK & TRCOMPANY DURANT OK CTF DEP ACT/365	10/27/19	11/11/19	248,000.000	0.001741	Cash	431.79
INTERAUDI BK NEW YORK NY CTF DEP ACT/365	10/25/19	11/09/19	248,000.000	0.001699	Cash	421.26
ISRAEL DISC BK NEW YORK N Y CTF DEP ACT/365	10/20/19	11/04/19	246,000.000	0.013611	Cash	3,348.30
KEARNY BK NEW JERSEY CTF DEP ACT/365 SEMI-ANNUALLY	10/31/19	11/15/19	247,000.000	0.008570	Cash	2,116.76
MAIN STR BK BINGHAM FARMS MI CTF DEP ACT/365	10/20/19	11/04/19	248,000.000	0.002463	Cash	610.83
PINNACLE BK NASHVILLE TENN CTF DEP ACT/365 MONTHLY	10/31/19	11/15/19	248,000.000	0.002166	Cash	537.11
SILVERGATE BK LA JOLLA CALIF CTF DEP ACT/365	10/31/19	11/15/19	248,000.000	0.002293	Cash	568.70
WASHINGTON SVGS BK LOWELL MA CTF DEP ACT/365 MONTHLY	10/30/19	11/14/19	248,000.000	0.002336	Cash	579.23
Total Cash Not Yet Received						\$10,572.84

Assets shown here are not reflected in your account. This information has been received from sources we believe to be reliable. Pershing does not guarantee the accuracy of the information.



Total Monthly Interest Earnings



FINANCIAL SUMMARY REPORT
Processing Month: October 2019
MEDINA CITY SCHOOL DISTRICT

Fnd	Scc	Description	Beginning Balance	MTD Revenues	FYTD Revenues	MTD Expenditures	FYTD Expenditures	Current Available Balance
001	0000	GENERAL FUND	37,069,600.65	4,400,686.69	30,932,423.60	5,661,650.84	27,016,625.18	40,985,399.07
002	9000	BOND RETIREMENT - NEW ELE	3,605,991.55	213,395.36	1,790,714.12	172.15	23,123.49	5,373,582.18
002	9014	CONSOLIDATION - ENERGY &	.00	.00	.00	327,806.23	327,806.23	327,806.23-
003	0000	PERMANENT IMPROVEMENT FUN	125,994.61	.00	.00	.00	.00	125,994.61
003	9000	PERMANENT IMPROVEMENT FUN	13,601.14	.00	.00	.00	.00	13,601.14
003	9001	MEDINA CITY REC CENTER-PE	381,679.90	145.35	1,596.28	159,570.09-	278,047.97	105,228.21
006	0000	LUNCHROOM FUND	25,153.72	333,312.39	704,652.84	231,860.56	764,017.84	34,211.28-
007	9004	COLLINS SCHOLARSHIP/POST-	537.70	1.49	6.78	.00	.00	544.48
007	9110	ART TRUST - GARFIELD	10,697.53	29.60	134.87	.00	.00	10,832.40
007	9111	CHARLES STANGEL SCHOLARSH	500.00	1.37	1.37	.00	.00	501.37
007	9333	RIOS STUDENT LEADER SCHOL	27,721.50	76.69	349.49	.00	.00	28,070.99
007	9901	BIXLER SCHOLARSHIP FUND	125.00	.00	.00	.00	.00	125.00
008	9002	KANEHL MUSIC TRUST	27,351.83	67.75	308.75	.00	.00	27,660.58
008	9003	RICHARD HOFFMAN COLLINS M	634,861.74	.00	.00	.00	.00	634,861.74
008	9112	ELAINE BUSHMAN FUND	18,211.77	34.85	158.80	.00	.00	18,370.57
009	9000	STAR	124.35	2,192.50	20,243.35	.00	.00	20,367.70
009	9110	UNIFORM SUPPLIES GARFIELD	10,554.36	375.00	2,452.80	331.33	3,945.80	9,061.36
009	9120	UNIFORM SUPPLIES - CANAVA	11,649.87	465.00	7,073.00	.00	7,099.49	11,623.38
009	9130	UNIFORM SUPPLIES - FENN	16,923.63	947.00	7,443.25	1,588.47	11,010.88	13,356.00
009	9140	UNIFORM SUPPLIES - HERITA	7,879.42	300.00	7,681.50	177.16	6,760.18	8,800.74
009	9160	UNIFORM SUPPLIES - BLAKE	5,501.82	169.00	9,456.25	369.85	9,641.84	5,316.23
009	9170	UNIFORM SUPPLIES - RALPH	18,425.55	1,870.00	13,224.50	537.06	9,553.49	22,096.56
009	9180	UNIFORM SUPPLIES - ELIZA	10,990.20	770.00	8,483.50	171.15	3,127.73	16,345.97
009	9200	UNIFORM SUPPLIES - CLAGGE	41,244.63	5,137.00	19,370.06	266.07	22,415.35	38,199.34
009	9210	UNIFORM SUPPLIES - A.I. R	7,484.92	3,143.00	21,680.80	92.04	9,075.37	20,090.35
009	9300	UNIFORM SUPPLIES - SENIOR	6,652.06	31,749.00	83,386.09	3,570.74	31,696.96	58,341.19
009	9304	AVIATION/PHOTOGRAPHY	3.87	.00	.00	.00	.00	3.87
014	9016	MEDINA CNTY JUV DET CNTR	81,724.29	14,225.00	96,593.66	23,320.96	102,177.15	76,140.80
014	9111	CFIT FY11	5,550.01	.00	.00	.00	.00	5,550.01
014	9116	EVOLVE	319,058.86	104,960.00	261,415.00	70,334.17	278,564.90	301,908.96
016	0000	EMERGENCY LEVY	20,927,098.86	62,248.49	3,263,469.33	461,608.83	1,678,472.07	22,512,096.12
018	0000	PRINT SHOP	6,683.33	.00	.00	.00	.00	6,683.33
018	9000	PUBLIC SCHOOL SUPPORT - S	16.70	.00	.00	.00	.00	16.70
018	9110	PRINCIPAL'S FUND - GARFIE	32,772.64	.00	100.00	2,702.38	3,224.65	29,647.99
018	9111	GARFIELD SCHOOL STORE	49.99	.00	.00	.00	.00	49.99
018	9113	GARFIELD MEDIA CENTER	835.41	.00	.00	.00	.00	835.41
018	9120	PRINCIPAL - CANAVAN	41,489.84	100.00	285.00	2,311.60-	349.12	41,425.72
018	9122	CANAVAN SCHOOL STORE	586.69	.00	.00	.00	.00	586.69
018	9123	BOOK FAIR - CANAVAN	433.42	4,828.81	4,828.81	.00	382.02	4,880.21
018	9130	PRINCIPAL - FENN	28,308.61	288.25	1,447.25	1,029.50	4,151.21	25,604.65
018	9132	FENN SCHOOL STORE	1,460.83	.00	.00	.00	.00	1,460.83
018	9133	BOOK FAIR - FENN	825.96	47.48	77.43	.00	.00	903.39
018	9135	MEDINA SKI TEAM - DISTRIC	1,916.34	660.00	660.00	.00	.00	2,576.34
018	9140	PRINCIPAL'S FUND - HERITA	38,900.87	4,578.25	4,778.25	195.44	1,507.21	42,171.91
018	9143	HERITAGE MEDIA CENTER	4,535.23	4,509.38	4,509.38	4,489.36	4,489.36	4,555.25
018	9160	PRINCIPAL'S FUND - H G BL	43,492.65	2,194.00	3,396.00	1,074.43	1,761.74	45,126.91

F I N A N C I A L S U M M A R Y R E P O R T
Processing Month: October 2019
MEDINA CITY SCHOOL DISTRICT

Fnd	Scc	Description	Beginning Balance	MTD Revenues	FYTD Revenues	MTD Expenditures	FYTD Expenditures	Current Available Balance
018	9161	PBIS - BLAKE	7,394.06	.00	.00	193.63	1,179.20	6,214.86
018	9163	BLAKE MEDIA CENTER	13,142.11	5,093.96	5,093.96	.00	50.00	18,186.07
018	9170	PRINCIPALS FUND - RALPH W	73,551.06	.00	763.65	788.24	1,480.70	72,834.01
018	9171	WAITE SCHOOL STORE	50.00	.00	.00	.00	.00	50.00
018	9173	MEDIA CENTER RALPH WAITE	4,223.50	5.00	15.00	.00	.00	4,238.50
018	9174	FIELD TRIPS RALPH WAITE E	15,209.72	.00	.00	.00	.00	15,209.72
018	9180	PRINCIPALS FUND ELIZA NOR	51,553.12	330.00	381.74	1,037.58	3,497.78	48,437.08
018	9181	NORTHROP ELEMENTARY SCHOO	1,631.19	.00	.00	.00	.00	1,631.19
018	9183	MEDIA CENTER ELIZA NORTHR	7,013.75	6,368.90	6,368.90	.00	50.00	13,332.65
018	9184	FIELD TRIPS ELIZA NORTHR	146.00	.00	.00	.00	.00	146.00
018	9200	PRINCIPAL'S FUND - CLAGGE	78,661.94	1,737.00	3,957.00	192.79	5,344.51	77,274.43
018	9203	CLAGGETT M.S. MEDIA CENTE	5,491.13	1,997.90	2,004.89	.00	.00	7,496.02
018	9210	PRINCIPAL'S FUND - ROOT M	33,051.07	2,351.22	3,657.47	1,588.61	4,540.19	32,168.35
018	9211	ROOT M.S. MEDIA CENTER	10,214.36	2,727.92	2,727.92	.00	50.00	12,892.28
018	9212	ROOT M.S. - WASHINGTON TR	355.00	.00	.00	.00	.00	355.00
018	9213	SPECIAL FUNDRAISER - ROOT	.02	.00	.00	.00	.00	.02
018	9300	PRINCIPAL'S FUND - SENIOR	36,762.67	2,475.61	5,981.11	1,762.05	9,126.24	33,617.54
018	9301	MEDIA CENTER FUND	1,381.50	.00	.00	.00	.00	1,381.50
018	9302	SPECIAL FUNDRAISER - SENI	37,086.18	.00	.00	.00	.00	37,086.18
018	9303	PERFORMING ARTS	92,707.30	938.00	8,830.00	1,171.52	8,469.63	93,067.67
018	9304	BUZZ	16,759.64	1,695.75	2,853.03	979.54	2,947.68	16,664.99
018	9305	FLEXIBLE CREDIT FUND	7,834.56	.00	50.00	.00	.00	7,884.56
018	9306	FEED THE BEES	1,004.05	.00	.00	17.00	17.00	987.05
018	9884	FACILITY RENTAL	27,476.82	7,301.00	15,306.00	.00	.00	42,782.82
018	9900	INSERVICE - CENTRAL	3,702.01	.00	.00	.00	.00	3,702.01
018	9901	PUBLIC SCHOOL SUPPORT - I	2,229.77	.00	.00	.00	508.91	1,720.86
018	9902	INSERVICE - SUPERINTENDEN	24,720.92	.00	.00	11,842.00	12,485.00	12,235.92
018	9903	BOARD/STUDENT DEVELOPMENT	2,800.00	.00	.00	.00	.00	2,800.00
018	9904	WELLNESS FUND	502.00	.00	.00	.00	.00	502.00
018	9905	PUBLIC SCHOOL SUPPORT/STU	51,248.39	.00	.00	.00	.00	51,248.39
018	9906	COMMUNICATIONS - PUBLIC S	315.27	.00	1,418.00	.00	1,460.37	272.90
018	9907	STEAM - SUMMER ENRICHMENT	7,777.17	.00	1,891.75	.00	7,193.52	2,475.40
018	9910	MAINTENANCE DEPARTMENT	3,902.36	.00	.00	.00	.00	3,902.36
018	9914	END OF YEAR	7.13	.00	.00	.00	.00	7.13
018	9915	BIKE TO SCHOOL	53.00	.00	250.00	.00	.00	303.00
018	9916	SPIRIT NIGHT	2,127.48	.00	2,000.00	113.00	2,194.50	1,932.98
018	9919	STUDENT ART SHOW	221.53	.00	38.37	.00	259.90	.00
018	9920	TRSP FUND	2,384.81	.00	261.50	.00	.00	2,646.31
018	9930	Resource Connection	1,500.00	.00	.00	.00	.00	1,500.00
019	9000	ADAMH GRANT	504.00	.00	6,000.00	690.00	1,725.00	4,779.00
019	9001	ADAMH HOPE GRANT	.00	.00	17,000.00	.00	17,000.00	.00
019	9009	MCDAC GRANT FY19	.00	.00	.00	37,641.44-	.00	.00
019	9018	LOWE'S LIGHT UP GARFIELD	48.08	.00	.00	.00	.00	48.08
019	9020	RIF PROGRAM GRANT - NORTH	400.73	.00	.00	.00	.00	400.73
019	9021	JENNINGS - BLAKE - BRYNIA	.82	.00	.00	.00	.00	.82
019	9023	PUBLIC EDUCATION LEADERSH	.01	.00	.00	.00	.00	.01

F I N A N C I A L S U M M A R Y R E P O R T
Processing Month: October 2019
MEDINA CITY SCHOOL DISTRICT

Fnd	Scc	Description	Beginning Balance	MTD Revenues	FYTD Revenues	MTD Expenditures	FYTD Expenditures	Current Available Balance
019	9029	MARTHA HOLDEN JENNINGS GR	6.82	.00	.00	.00	.00	6.82
019	9030	PERFORMANCE BASED ASSESSM	79.76	.00	.00	.00	.00	79.76
019	9031	PBA FY11	256.96	.00	.00	.00	.00	256.96
019	9113	ACS-HACH CHEMISTRY GRANT	96.34	.00	.00	.00	.00	96.34
019	9180	PPG INNOVATIVE CLASSROOM	15.31	.00	.00	.00	.00	15.31
019	9181	FIRST ENERGY GRANT	.16	.00	.00	.00	.00	.16
019	9213	VIDEO CLUB GRANT - MHS	2.82	.00	.00	.00	.00	2.82
019	9313	JENNINGS - NORTHROP - MIL	13.86	.00	.00	.00	.00	13.86
019	9413	3M AND OTHER GRANT	152.03	.00	.00	.00	.00	152.03
019	9513	NEA STUDENT ACHIEVEMENT G	191.88	.00	.00	.00	.00	191.88
019	9715	FUEL UP - BLAKE	23.82	.00	.00	.00	.00	23.82
020	9001	TRANSPORTATION ENTERPRISE	76,186.08	4,070.30	7,078.54	233.84	2,042.74	81,221.88
022	9000	Unclaimed funds	36,045.95	.00	.00	.00	.00	36,045.95
022	9093	DIVERSION PROGRAM FED MON	1,000.00	.00	.00	.00	.00	1,000.00
022	9094	DIVERSION PROGRAM - FED.	1,000.00	.00	.00	.00	.00	1,000.00
022	9300	OH HIGH SCHOOL ATH ASSOC	1,874.53	16,917.50	16,917.50	.00	.00	18,792.03
024	9001	MEDICAL AND DRUG/SELF INS	7,125,787.05	753,088.98	2,967,461.21	771,821.36	3,031,542.79	7,061,705.47
024	9002	DENTAL SELF INSURANCE FUN	354,382.97	56,958.40	225,320.09	42,467.86	171,435.84	408,267.22
024	9094	FLEX PRO	63,543.51	24,368.80	24,368.80	25,527.02	58,574.85	29,337.46
027	0000	WORKMANS COMP.-SELF INS	80,731.98	40,608.17	179,472.76	10,830.62	36,827.78	223,376.96
071	9013	LOCAL SALES TAX PERMANENT	3,195,842.70	871,168.69	1,637,403.85	75,280.33	726,762.66	4,106,483.89
200	9110	GARFIELD STUDENT COUNCIL/	654.60	1.81	8.26	.00	.00	662.86
200	9121	ELLA CANAVAN STUDENT COUN	1,198.30	3.33	18.94	.00	.00	1,217.24
200	9134	FENN STUDENT BUSINESS	9.02	.02	.11	.00	.00	9.13
200	9140	STUDENT COUNCIL - HERITAG	157.02	.43	1.98	.00	.00	159.00
200	9184	NORTHROP ELEMENTARY STUDE	50.25	.14	.63	.00	.00	50.88
200	9185	K-KIDS KIWANIS ACTIVITY C	8,353.95	254.58	1,281.39	.00	.00	9,635.34
200	9202	CLAGGETT MIDDLE SCH. STUD	749.45	248.39	2,622.94	2,579.79	2,679.79	692.60
200	9204	CLAGGETT MIDDLE SCHOOL CH	504.60	1.40	6.37	.00	.00	510.97
200	9205	CLAGGETT MIDDLE SCH. BUIL	2,573.95	7.64	223.83	.00	.00	2,797.78
200	9209	CLAGGETT MIDDLE SCHOOL DR	22,959.08	63.52	289.46	.00	.00	23,248.54
200	9252	CHEERLEADERS - ROOT M.S.	43.08	.12	.55	.00	.00	43.63
200	9253	BUILDERS' CLUB - ROOT M.S	4,570.11	12.64	57.61	.00	.00	4,627.72
200	9254	HONORS ACADEMY - ROOT	4,561.18	298.60	338.15	.00	652.07	4,247.26
200	9256	DRAMA CLUB - ROOT M.S.	5,808.27	16.07	73.23	.00	.00	5,881.50
200	9258	STUDENT COUNCIL - ROOT M.	3,352.15	53.99	86.81	.00	50.00	3,388.96
200	9301	YOUNG AMERICANS FOR FREED	51.20	.14	.65	.00	.00	51.85
200	9302	ART CLUB	192.04	.53	2.42	.00	.00	194.46
200	9303	CULTURAL EXPLORATION	189.25	.52	2.38	.00	.00	191.63
200	9304	CAREER ASSOCIATION	.37	.00	.00	.00	.00	.37
200	9305	CHEMCLUB	1,512.02	4.18	19.06	.00	.00	1,531.08
200	9307	CHOIR	43,795.64	3,757.62	4,892.72	4,238.80	7,835.29	40,853.07
200	9309	IMPROV CLUB	287.15	.79	3.62	.00	.00	290.77
200	9310	DELTA EPSILON PHI - NAT'L	.45	.00	.00	.00	.00	.45
200	9312	DRAMA CLUB	32,744.35	1,376.81	1,693.94	1,715.45	3,215.45	31,222.84
200	9314	MEDINA OUTDOORS CLUB	151.61	15.93	188.01	.00	.00	339.62

F I N A N C I A L S U M M A R Y R E P O R T
Processing Month: October 2019
MEDINA CITY SCHOOL DISTRICT

Fnd	Scs	Description	Beginning Balance	MTD Revenues	FYTD Revenues	MTD Expenditures	FYTD Expenditures	Current Available Balance
200	9315	FELLOWSHIP OF CHRISTIAN A	1.65	.90	327.02	.00	.00	328.67
200	9318	GIRLS LEADERSHIP CLUB	6,206.33	259.05	1,263.33	498.00	498.00	6,971.66
200	9321	KEY CLUB	48,211.56	481.06	1,587.64	.00	.00	49,799.20
200	9323	MEDINAMITE	1,554.12	124.63	139.93	.00	.00	1,694.05
200	9324	MEDINIAN	39,857.54	3,966.72	5,696.97	192.92	6,494.63	39,059.88
200	9325	MHS BAND	18,625.42	72.56	5,792.68	.00	6,643.60	17,774.50
200	9326	NATIONAL HONOR SOCIETY	11,398.02	31.53	143.69	.00	.00	11,541.71
200	9327	ORCHESTRA	28,825.40	79.77	371.96	.00	.00	29,197.36
200	9330	SCIENCE OLYMPIAD CLUB	2,038.78	2.63	21.08	621.00	1,096.00	963.86
200	9331	SKI CLUB	3.09	.01	.04	.00	.00	3.13
200	9332	SPANISH CLUB	11,811.28	724.85	3,348.67	316.93	572.73	14,587.22
200	9333	STUDENT COUNCIL	28,707.92	22,013.71	23,728.81	4,946.79	15,031.25	37,405.48
200	9335	LATIN CLUB	1,966.00	95.37	731.41	.00	.00	2,697.41
200	9337	AMERICAN SIGN LANGUAGE CL	235.50	20.76	43.14	.00	.00	278.64
200	9339	SPEECH/DEBATE CLUB	19,883.43	1,065.11	8,913.50	2,788.85	4,967.06	23,829.87
200	9340	S. A. D. D.	1,865.34	281.89	300.24	.00	.00	2,165.58
200	9346	PENGUIN BOWL/NOSB	211.89	.59	2.67	.00	.00	214.56
200	9350	TECHNOLOGY CLUB	632.83	3.01	1,360.79	295.43	892.43	1,101.19
200	9352	VIDEO CLUB - SR HI	7,672.76	17.40	1,759.31	.00	3,061.67	6,370.40
200	9353	CHINESE CLUB	961.43	2.66	12.13	.00	.00	973.56
200	9355	GENDER AND SEXUALITY ALLI	1,095.96	3.03	13.81	.00	.00	1,109.77
200	9380	V O F T	17,711.12	375.17	1,019.05	.00	.00	18,730.17
200	9419	CLASS OF 2019	3,253.33	9.00	41.01	.00	.00	3,294.34
200	9420	CLASS OF 2020	11,497.68	870.17	2,531.21	389.60	788.37	13,240.52
200	9421	CLASS OF 2021	3,421.61	240.17	760.72	.00	105.84	4,076.49
200	9422	CLASS OF 2022	1,674.16	4.63	21.11	.00	.00	1,695.27
200	9999	GENERIC STUDENT ACTIV. FD	.01	.00	.00	.00	.00	.01
300	0000	ATHLETIC FUND	170,034.16	47,892.38	137,444.29	36,582.76	143,283.51	164,194.94
300	9110	GARFIELD FIELD TRIPS	366.34	1,630.00	1,900.00	917.45-	1,038.12-	3,304.46
300	9120	CANAVAN FIELD TRIP	915.00	324.00	4,660.00	5,801.14	6,208.10	633.10-
300	9121	WORLD WATCHER'S CLUB	7,362.04	.00	.00	.00	.00	7,362.04
300	9130	FENN FIELD TRIPS	237.09	342.00	5,187.00	.00	4,845.00	579.09
300	9140	HERITAGE FIELD TRIPS	479.21	2,402.00	4,314.50	4,505.00	4,505.00	288.71
300	9160	BLAKE FIELD TRIPS	785.58	665.00	665.00	580.66	1,048.66	401.92
300	9170	WAITE FIELD TRIPS	.00	610.00	7,988.00	1,197.00	7,487.00	501.00
300	9180	NORTHROP FIELD TRIPS	1,500.00	1,100.32	8,486.32	2,257.32	2,257.32	7,729.00
300	9201	CLAGGETT MIDDLE SCH. BAND	26,251.65	12,572.00	12,817.00	7,031.33	7,089.56	31,979.09
300	9202	CLAGGETT MIDDLE SCH. ORCH	258.00	.00	.00	.00	.00	258.00
300	9203	CLAGGETT MIDDLE SCHOOL LI	370.00	.00	.00	.00	.00	370.00
300	9204	CLAGGETT M.S. CHOIR FUND	634.10	.00	.00	.00	.00	634.10
300	9208	CLAGGETT - 6TH GRADE TRIP	20,913.82	3,738.00-	83,226.30	101,696.00	101,696.00	2,444.12
300	9250	ROOT M.S. BAND FUND	17,149.72	12,442.50	12,442.50	6,975.16	7,350.46	22,241.76
300	9251	ROOT M.S. ORCHESTRA FUND	1,246.65	.00	.00	.00	.00	1,246.65
300	9252	ROOT M.S. CHOIR FUND	3,270.15	.00	.00	.00	.00	3,270.15
300	9253	ROOT M.S. BEEHIVE	1,060.80	153.60	266.35	.00	90.70	1,236.45
300	9258	ROOT - DISTRICT SUPERVISE	119,680.13	221.00-	3,757.00	6,226.00	121,926.00	1,511.13

F I N A N C I A L S U M M A R Y R E P O R T
Processing Month: October 2019
MEDINA CITY SCHOOL DISTRICT

Fnd	Scc	Description	Beginning Balance	MTD Revenues	FYTD Revenues	MTD Expenditures	FYTD Expenditures	Current Available Balance
300	9302	MENS VOLLEYBALL	7,993.06	.00	.00	.00	573.00-	8,566.06
300	9303	HUDDLE/SHUDDLE	2,185.20	.00	1,650.00	270.28	336.81	3,498.39
300	9304	LINK CREW	3,212.64	3.00	868.00	1,052.25	1,052.25	3,028.39
300	9313	MUSICAL	6,979.31	.00	.00	.00	.00	6,979.31
300	9325	MHS BAND TRIP	7,171.20	.00	.00	.00	.00	7,171.20
300	9334	BEEHIVE CAFE	20,072.08	2,574.00	3,837.75	1,361.80	3,836.25	20,073.58
300	9410	SPARKLE CHEERLEADING	2,577.99	.00	900.00	210.42	299.78	3,178.21
401	9010	AUXILIARY FUNDS/ST FRANCI	.00	115.44	95,804.03	44,679.04	53,552.04	42,251.99
401	9017	AUXILIARY FUNDS/ST FRANCI	37.41	.00	.00	.00	.00	37.41
401	9019	AUXILIARY FUNDS/ST FRANCI	78,595.95	.00	187.16	392.51	70,990.76	7,792.35
401	9020	AUX FUNDS NURTURY	.00	.00	3,473.10	.00	.00	3,473.10
401	9027	AUX FUNDS NURTURY	72.90	.00	.00	.00	.00	72.90
401	9030	AUX FUNDS MCA	.00	.00	47,002.62	23,659.01	82,035.85	35,033.23-
401	9039	AUX FUNDS MCA	18,511.09	.00	24.66	.00	17,025.84	1,509.91
401	9040	AUX FUNDS KIDS COUNTRY	.00	8.27	3,028.52	.00	.00	3,028.52
401	9049	AUX FUNDS KIDS COUNTRY	10,268.70	.00	28.80	.00	10,047.87	249.63
401	9066	SM WONDERS	1,644.12	.00	.00	.00	.00	1,644.12
432	9097	MANAGE. INFO. SYS. FUND	.80	.00	.00	.00	.00	.80
450	9008	SCHOOLNET PLUS FY2008: GR	1.00	.00	.00	.00	.00	1.00
451	9013	CONNECTIVITY 2013	800.00	.00	.00	.00	.00	800.00
451	9018	CONNECTIVITY FY18	564.00	.00	.00	.00	.00	564.00
451	9019	CONNECTIVITY	19,800.00	.00	.00	.00	19,680.00	120.00
452	9008	SCHOOLNET PROFESSIONAL DE	66.15	.00	.00	.00	.00	66.15
467	9020	FOUNDATION - STUDENT WELL	.00	192,581.42	192,581.42	.00	.00	192,581.42
499	9012	INTERN PSYCH FY12	45.81	.00	.00	.00	.00	45.81
499	9013	INTERN PSYCH FY13	39.97	.00	.00	.00	.00	39.97
499	9019	SCHOOL SAFETY	37,148.75	.00	.00	.00	37,148.75	.00
499	9024	LOCAL GOVERNMENT INNOVATI	7,750.00	.00	.00	.00	.00	7,750.00
499	9039	INTERN PSYCHOLOGIST GRANT	2.20	.00	.00	.00	.00	2.20
499	9112	E-TECH BLENDED LEARNING G	321.71	.00	.00	.00	.00	321.71
506	9014	RESIDENT EDUCATOR GRANT	950.00	.00	.00	.00	.00	950.00
516	9015	TITLE VI-B	2,690.82	.00	.00	.00	.00	2,690.82
516	9016	TITLE VI-B	229.90	.00	.00	.00	.00	229.90
516	9019	TITLE VI-B	6,410.04	103,374.81	272,672.29	.00	203,985.26	75,097.07
516	9020	TITLE VI-B	.00	.00	.00	116,550.45	287,943.18	287,943.18-
572	9019	TITLE I	302.23	46,900.47	111,350.41	.00	86,421.63	25,231.01
572	9020	TITLE I	.00	.00	.00	40,159.45	94,046.48	94,046.48-
572	9116	TITLE I-D	2.83	.00	.00	.00	.00	2.83
572	9119	TITLE I-D	9,526.19	13,724.88	25,402.15	.00	20,470.47	14,457.87
572	9120	TITLE I-D	.00	.00	.00	683.58	6,869.99	6,869.99-
587	9019	PRESCHOOL	131.48	5,249.61	5,249.61	.00	3,009.77	2,371.32
587	9020	PRESCHOOL	.00	.00	.00	3,978.01	8,086.91	8,086.91-
590	9019	TITLE II-A	41,141.13	23,548.71	35,071.94	.00	31,560.82	44,652.25
590	9020	TITLE II-A	.00	.00	.00	9,821.29	13,874.47	13,874.47-
599	9019	TITLE IV-A STUDENT SUPPOR	15,509.72	10,277.28	10,277.28	.00	9,013.04	16,773.96
599	9020	TITLE IV-A STUDENT SUPPOR	.00	.00	.00	2,606.22	6,619.59	6,619.59-

Date: 11/08/19

FINANCIAL SUMMARY REPORT
Processing Month: October 2019
MEDINA CITY SCHOOL DISTRICT

Page: 6
(FINSUM)

Fnd	Sc	Description	Beginning Balance	MTD Revenues	FYTD Revenues	MTD Expenditures	FYTD Expenditures	Current Available Balance
		Grand Total All Funds	76,258,648.68	7,505,110.07	43581,584.13	7,976,305.37	36234,462.20	83605,770.61
		Total Invested Funds	.00					

Check#	Check Date	Org Sta	Vendor Paid	Check Amount	Status Date
008805	10/07/2019	M/M	MEMO - U.S. BANK PURCHASE CARD	31,975.84	
008806	10/03/2019	M/M	MEMO - MEDICAL MUTUAL	71,650.86	
008807	10/07/2019	M/M	MEMO - MEDICAL MUTUAL	257,596.32	
008808	10/01/2019	M/M	MEMO - HUNTINGTON NAT'L BANK	327,806.23	
008809	10/16/2019	M/M	MEMO - MEDICAL MUTUAL	125,498.81	
008810	10/11/2019	M/M	OHIO DEPT OF ED - MEMO CK	86,036.26	
008811	10/02/2019	M/M	GORDON FOOD SERVICE	4,502.28	
008812	10/02/2019	M/M	GORDON FOOD SERVICE	236.21	
008813	10/09/2019	M/M	GORDON FOOD SERVICE	5,296.87	
008814	10/09/2019	M/M	GORDON FOOD SERVICE	138.09	
008815	10/11/2019	M/M	MEMO --S T R S	83,179.50	
008816	10/11/2019	M/M	MEMO --S E R S	4,240.32	
008817	10/11/2019	M/M	MEMO -MEDINA CITY SCHOOLS	327,920.24	
008818	10/11/2019	M/M	MEMO - HUNTINGTON NAT'L BANK	30,271.38	
008819	10/11/2019	M/M	MEMO - BUREAU WORK COMP	20,056.64	
008820	10/17/2019	M/M	GORDON FOOD SERVICE	4,596.39	
008821	10/17/2019	M/M	GORDON FOOD SERVICE	138.10	
008822	10/21/2019	M/M	MEMO - MEDICAL MUTUAL	214,781.00	
008823	10/15/2019	M/M	MEMO MET LIFE INSURANCE	3,570.00	
008824	10/25/2019	M/M	OHIO DEPT OF ED - MEMO CK	79,352.19	
008825	10/11/2019	M/M	MEMO MET LIFE INSURANCE	4,893.12	
008826	10/24/2019	M/M	GORDON FOOD SERVICE	7,676.36	
008827	10/24/2019	M/M	GORDON FOOD SERVICE	106.06	
008828	10/29/2019	M/M	MEMO - MEDICAL MUTUAL	102,294.37	
008829	10/25/2019	M/M	SYSCO CLEVELAND INC	46,282.39	
008830	10/25/2019	M/M	SYSCO CLEVELAND INC	1,730.26	
008831	10/25/2019	M/M	MEMO --S T R S	83,469.76	
008832	10/25/2019	M/M	MEMO --S E R S	4,228.29	
008833	10/25/2019	M/M	MEMO -MEDINA CITY SCHOOLS	329,020.48	
008834	10/25/2019	M/M	MEMO - HUNTINGTON NAT'L BANK	30,658.42	
008835	10/25/2019	M/M	MEMO - BUREAU WORK COMP	20,551.53	
008836	10/30/2019	M/M	GORDON FOOD SERVICE	3,522.81	
008837	10/30/2019	M/M	GORDON FOOD SERVICE	49.50	
008838	10/31/2019	M/M	MEMO - BUREAU WORK COMP	10,830.62	
008839	10/31/2019	M/M	STRS	473,266.00	
008840	10/31/2019	M/M	SERS - MEMO	126,408.00	
008841	10/31/2019	M/M	MEMO - P & A ADMINISTRATIVE	21,747.37	
008842	10/31/2019	M/M	MEMO - P & A ADMINISTRATIVE	3,341.25	
008843	10/31/2019	M/M	MEMO MET LIFE INSURANCE	38,897.86	
630154	10/10/2019	W/W	ABBY CURTIS	28.50	
630155	10/10/2019	W/R	ABC THERAPY, LTD	17,234.00	10/11/2019
630156	10/10/2019	W/R	ABIGAIL FABICH	119.42	10/15/2019
630157	10/10/2019	W/R	ACDC LEADERSHIP & CONSULTING	560.00	10/16/2019
630158	10/10/2019	W/W	ACHIEVEMENT ADVANTAGE	1,300.00	
630159	10/10/2019	W/R	ADLER TEAM SPORTS	3,523.25	10/23/2019
630160	10/10/2019	W/R	ADVANCE AUTO PARTS	128.35	10/15/2019
630161	10/10/2019	W/R	ALBRIGHT SECURITY CENTER, INC.	18.75	10/21/2019
630162	10/10/2019	W/R	ALLIED 100 LLC	327.95	10/15/2019
630163	10/10/2019	W/R	AMY BUSBY	74.70	10/15/2019
630164	10/10/2019	W/R	ANDERSON'S	534.99	10/16/2019
630165	10/10/2019	W/R	ANDREW BRENNER	235.02	10/15/2019
630166	10/10/2019	W/R	ANGELA NUCKOLS	87.50	10/15/2019

Date: 11/08/2019

C H E C K R E G I S T E R
Processing Month: October 2019
MEDINA CITY SCHOOL DISTRICT

Page: 2
(CHKREG)

Check#	Check Date	Org Sta	Vendor Paid	Check Amount	Status Date
630167	10/10/2019	W/R	ANTHONY BELSITO	189.00	10/15/2019
630168	10/10/2019	W/R	APPLIED MSS	863.23	10/17/2019
630169	10/10/2019	W/R	ARDENT PIANO	450.00	10/21/2019
630170	10/10/2019	W/R	ARLISS MICHELLE EIERDAM	24.71	10/15/2019
630171	10/10/2019	W/R	ARMSTRONG	588.14	10/15/2019
630172	10/10/2019	W/R	ARMSTRONG CABLE	59.95	10/16/2019
630173	10/10/2019	W/R	B & C COMMUNICATIONS	36.54	10/15/2019
630174	10/10/2019	W/R	BAUMSPAGE.COM, LLC	152.10	10/22/2019
630175	10/10/2019	W/R	BLICK ART MATERIALS LLC	1,246.84	10/15/2019
630176	10/10/2019	W/R	DAIRYMENS	2,340.67	10/15/2019
630177	10/10/2019	W/R	BOYERT GREENHOUSE & FARM	1,876.00	10/21/2019
630178	10/10/2019	W/R	BSN SPORTS LLC	5,076.49	10/15/2019
630179	10/10/2019	W/R	BUEHLER'S MARKETS	553.36	10/15/2019
630180	10/10/2019	W/R	BUZZARD TOOLS LLC	230.99	10/21/2019
630181	10/10/2019	W/R	C MARTIN TRUCKING	1,262.02	10/16/2019
630182	10/10/2019	W/R	CAROLINA BIOLOGICAL SUPPLY CO.	227.19	10/16/2019
630183	10/10/2019	W/R	DOMINIC'S PIZZA	111.96	10/18/2019
630184	10/10/2019	W/R	CAMP CHRISTOPHER	5,525.00	10/28/2019
630185	10/10/2019	W/R	CDWG	5,422.66	10/15/2019
630186	10/10/2019	W/R	CENTERRA CO-OP	19,233.01	10/16/2019
630187	10/10/2019	W/R	CENTRAL INSTRUMENT CO.	250.00	10/15/2019
630188	10/10/2019	W/R	CHARLOTTE KOLKE	80.57	10/15/2019
630189	10/10/2019	W/R	QUEEN BEE'S CLOSET	200.00	10/16/2019
630190	10/10/2019	W/R	CHURCH PARTNER	827.80	10/15/2019
630191	10/10/2019	W/R	CINTAS CORPORATION	962.08	10/15/2019
630192	10/10/2019	W/R	CITY OF MEDINA	15,272.99	10/15/2019
630193	10/10/2019	W/R	CLEVELAND PLUMBING	82.76	10/15/2019
630194	10/10/2019	W/R	COCA COLA BOTTLING CO CSLDT	397.50	10/15/2019
630195	10/10/2019	W/R	CRITCHFIELD, CRITCHFIELD	200.00	10/15/2019
630196	10/10/2019	W/R	CROWN TROPHY OF MEDINA	1,927.27	10/18/2019
630197	10/10/2019	W/R	DAVID KILPATRICK, INC	500.00	10/17/2019
630198	10/10/2019	W/R	DAVID L ARBOGAST	105.00	10/15/2019
630199	10/10/2019	W/R	DEBRA NELSEN	31.78	10/15/2019
630200	10/10/2019	W/R	DOUGLAS BAKER	52.27	10/15/2019
630201	10/10/2019	W/R	DYSLEXIA COACH OF NJ LLC	1,040.00	10/15/2019
630202	10/10/2019	W/R	EASY ENGLISH NEWS	105.00	10/15/2019
630203	10/10/2019	W/R	EASY GRAPHICS CORP	15.49	10/21/2019
630204	10/10/2019	W/R	EDUCATION ALTERNATIVES	9,280.00	10/18/2019
630205	10/10/2019	W/R	ESC OF MEDINA COUNTY	4,812.50	10/15/2019
630206	10/10/2019	W/R	ETIENNE MASSICOTTE	263.76	10/18/2019
630207	10/10/2019	W/R	FASTENAL COMPANY	16.10	10/15/2019
630208	10/10/2019	W/W	FBN SYSTEMS, INC.	3,657.00	
630209	10/10/2019	W/R	OASBO - FIVE COUNTY	30.00	10/22/2019
630210	10/10/2019	W/R	FLINN SCIENTIFIC, INC.	44.47	10/15/2019
630211	10/10/2019	W/R	FREEDOM FLIGHT MODELS	256.00	10/21/2019
630212	10/10/2019	W/R	G&L SUPPLY CO	231.82	10/15/2019
630213	10/10/2019	W/R	GABRIELLA SPANGLER	23.79	10/16/2019
630214	10/10/2019	W/W	GARDINER SERVICE COMPANY	778.60	
630215	10/10/2019	W/R	GIONINO'S PIZZERIA	84.00	10/22/2019
630216	10/10/2019	W/R	GOODWILL INDUSTRIES AKRON INC	3,822.00	10/11/2019
630217	10/10/2019	W/R	GORDON FOOD SERVICE	570.27	10/15/2019
630218	10/10/2019	W/R	GORDON FOOD SERVICE	64.56	10/15/2019

Date: 11/08/2019

C H E C K R E G I S T E R
Processing Month: October 2019
MEDINA CITY SCHOOL DISTRICT

Page: 3
(CHKREG)

Check#	Check Date	Org Sta	Vendor Paid	Check Amount	Status Date
630219	10/10/2019	W/R	GREATER MEDINA CHAMBER	36.00	10/23/2019
630220	10/10/2019	W/R	GREGORY C RISTOW	250.00	10/24/2019
630221	10/10/2019	W/R	GUNTON CORPORATION DBA	1,877.77	10/17/2019
630222	10/10/2019	W/R	HEALTHCARE BILLING SERVICES	23.65	10/16/2019
630223	10/10/2019	W/R	HERSHEY CREAMERY CO	1,529.16	10/18/2019
630224	10/10/2019	W/R	HOUSE OF FLOWERS & GIFTS LLC	249.50	10/31/2019
630225	10/10/2019	W/R	INNOVATIVE SOLUTIONS	1,975.00	10/21/2019
630226	10/10/2019	W/R	JANINA HIGGINS	24.71	10/15/2019
630227	10/10/2019	W/R	JASON T. STURM	59.78	10/15/2019
630228	10/10/2019	W/R	JESSICA WYATT	24.25	10/15/2019
630229	10/10/2019	W/R	JOHNSON CONTROLS, INC.	2,567.50	10/16/2019
630230	10/10/2019	W/R	JOHNSTONE SUPPLY INC.	1,304.84	10/15/2019
630231	10/10/2019	W/R	JOSHEN PAPER & PACKAGING	1,458.23	10/17/2019
630232	10/10/2019	W/R	KERILYN O'BRIEN	40.71	10/15/2019
630233	10/10/2019	W/R	LANGUAGE LEARNING ASSOCIATES	33,051.00	10/11/2019
630234	10/10/2019	W/R	LARRY LAIRD	24.78	10/15/2019
630235	10/10/2019	W/R	LINDA CORNELL	24.48	10/15/2019
630236	10/10/2019	W/R	LODI LUMBER CO	54.24	10/15/2019
630237	10/10/2019	W/R	MARS ELECTRIC CO.	107.64	10/15/2019
630238	10/10/2019	W/R	MARY BETH ELIAS	27.84	10/15/2019
630239	10/10/2019	W/R	MASON HARPER	233.51	10/15/2019
630240	10/10/2019	W/R	MASTER TEACHER INC	30.90	10/15/2019
630241	10/10/2019	W/R	MATH LEARNING CENTER	155.15	10/18/2019
630242	10/10/2019	W/R	MCS FOOD SERVICE DEPT.	102.30	10/11/2019
630243	10/10/2019	W/R	MCSCRT	75.00	10/25/2019
630244	10/10/2019	W/R	MEDINA CITY SCHOOLS	63,860.48	10/11/2019
630245	10/10/2019	W/R	MEDINA COUNTRY CLUB LLC	792.00	10/18/2019
630246	10/10/2019	W/R	MEDINA COUNTY SANITARY	12,556.97	10/16/2019
630247	10/10/2019	W/R	MEDINA CREATIVE ACCESSIBILITY	1,300.00	10/11/2019
630248	10/10/2019	W/R	MEDINA HARDWARE, INC	345.77	10/17/2019
630249	10/10/2019	W/R	MELISSA ALICE COTTAGE	344.25	10/15/2019
630250	10/10/2019	W/R	MENTOR SCIENCE OLYMPIAD	180.00	10/16/2019
630251	10/10/2019	W/R	MICHIGAN COMPANY INC	77.56	10/15/2019
630252	10/10/2019	W/R	MIDLAND HARDWARE COMPANY	34.41	10/15/2019
630253	10/10/2019	W/R	MINDAN ALT	48.44	10/15/2019
630254	10/10/2019	W/R	MNJ TECHNOLOGIES DIRECT INC	312.00	10/15/2019
630255	10/10/2019	W/R	MONTVILLE POLICE DEPARTMENT	1,691.75	10/22/2019
630256	10/10/2019	W/R	MORGAN AMEND	2,263.50	10/16/2019
630257	10/10/2019	W/R	MUSIC IN MOTION	410.91	10/17/2019
630258	10/10/2019	W/R	MUSIC THERAPY ENRICHMENT	1,004.00	10/15/2019
630259	10/10/2019	W/R	NANCY MYERS	167.87	10/15/2019
630260	10/10/2019	W/R	NASCO	7.84	10/15/2019
630261	10/10/2019	W/R	NEOASPA	75.00	10/21/2019
630262	10/10/2019	W/R	THE M CONLEY COMPANY	122.91	10/16/2019
630263	10/10/2019	W/R	NEW ENGLAND DANCING MASTERS	136.00	10/21/2019
630264	10/10/2019	W/R	NICHOLS PAPER & SUPPLY CO.	307.21	10/15/2019
630265	10/10/2019	W/R	NICKLES BAKERY	448.65	10/16/2019
630266	10/10/2019	W/W	OHIO ASSOC OF STUDENT COUNCILS	2,400.00	
630267	10/10/2019	W/R	OHIO EDISON COMPANY	27,422.88	10/15/2019
630268	10/10/2019	W/R	OHIO STATE UNIVERSITY	200.00	10/23/2019
630269	10/10/2019	W/R	OHIO STATE UNIVERSITY	300.00	10/21/2019
630270	10/10/2019	W/R	OLIVER SIGNS & GRAPHICS, LTD	1,380.00	10/24/2019

Check#	Check Date	Org Sta	Vendor Paid	Check Amount	Status Date
630271	10/10/2019	W/R	ORLO AUTO PARTS INC	367.32	10/15/2019
630272	10/10/2019	W/R	OTC BRANDS INC	558.66	10/15/2019
630273	10/10/2019	W/R	P & A ADMINISTRATIVE SERVICES	24.00	10/16/2019
630274	10/10/2019	W/R	PAUL WORSENCROFT	53.12	10/15/2019
630275	10/10/2019	W/R	PEARSON ASSESSMENTS	745.18	10/15/2019
630276	10/10/2019	W/R	CAFETERIA-PEPSI COLA ORDERS	1,746.82	10/16/2019
630277	10/10/2019	W/R	PERRIN ASPHALT COMPANY, INC	12,330.45	10/15/2019
630278	10/10/2019	W/R	RESOURCES FOR READING	49.50	10/16/2019
630279	10/10/2019	W/R	PITNEY BOWES GLOBAL FINANCIAL	1,838.40	10/17/2019
630280	10/10/2019	W/R	POINT SPRING & DRIVESHAFT CO	962.08	10/17/2019
630281	10/10/2019	W/R	PRAXAIR	26.64	10/18/2019
630282	10/10/2019	W/R	QUILL CORPORATION	318.43	10/18/2019
630283	10/10/2019	W/R	REALLY GOOD STUFF LLC	75.98	10/17/2019
630284	10/10/2019	W/R	REDTREE INVESTMENT GROUP	1,567.00	10/11/2019
630285	10/10/2019	W/R	REINHARDT SUPPLY COMPANY	499.00	10/17/2019
630286	10/10/2019	W/R	ROJEN COMPANY	73.32	10/15/2019
630287	10/10/2019	W/R	SANDRA DEBNAR	73.08	10/15/2019
630288	10/10/2019	W/R	SATOR SPORTS, INC	3,650.64	10/15/2019
630289	10/10/2019	W/R	SC STRATEGIC SOLUTIONS LLC	171.00	10/15/2019
630290	10/10/2019	W/R	SCHOLASTIC BOOK CLUBS, INC	109.50	10/15/2019
630291	10/10/2019	W/R	SCHOLASTIC MAGAZINES	158.13	10/15/2019
630292	10/10/2019	W/R	SCHOOL SPECIALTY, INC	547.77	10/15/2019
630293	10/10/2019	W/R	SCRUBBER CITY INC	371.48	10/18/2019
630294	10/10/2019	W/R	SEARLE ENTERPRISES INC	395.00	10/16/2019
630295	10/10/2019	W/R	SHARON OLTERSDORF	77.61	10/15/2019
630296	10/10/2019	W/R	SHELLEY MACK	560.00	10/15/2019
630297	10/10/2019	W/R	SMETZER'S TIRE CENTER, INC.	831.50	10/15/2019
630298	10/10/2019	W/R	STACY M FARRENHOLZ	456.25	10/15/2019
630299	10/10/2019	W/R	STANDARD WELDING & STEEL	42.70	10/16/2019
630300	10/10/2019	W/R	STAPLES INC	576.11	10/17/2019
630301	10/10/2019	W/R	STEPS ACADEMY	8,062.50	10/16/2019
630302	10/10/2019	W/R	STERLING PAPER CO	310.80	10/15/2019
630303	10/10/2019	W/R	SUE SUTHERS	56.47	10/15/2019
630304	10/10/2019	W/R	SUNBELT RENTALS INC	2,905.00	10/15/2019
630305	10/10/2019	W/W	SUSTAIN ED	559.28	
630306	10/10/2019	W/R	MOVIE LICENSING USA	519.00	10/15/2019
630307	10/10/2019	W/R	SYDNI TAYLOR	38.24	10/18/2019
630308	10/10/2019	W/R	TALBERT'S COMMERCIAL PRODUCTS	985.43	10/17/2019
630309	10/10/2019	W/R	TEACHERS PAY TEACHERS	26.99	10/16/2019
630310	10/10/2019	W/R	TECHNOLOGY ENGINEERING	53,601.00	10/11/2019
630311	10/10/2019	W/R	THERAPY SHOPPE, INC.	68.96	10/18/2019
630312	10/10/2019	W/R	TODD HODKEY	368.07	10/15/2019
630313	10/10/2019	W/R	TRACI SWANTEK	150.17	10/15/2019
630314	10/10/2019	W/R	TRACY MACHALEC	42.63	10/15/2019
630315	10/10/2019	W/R	TRANSPORTATION ACCESSORIES	320.01	10/16/2019
630316	10/10/2019	W/R	AUDITOR OF STATE'S OFFICE	9,141.00	10/21/2019
630317	10/10/2019	W/R	US AWARDS INC	558.80	10/15/2019
630318	10/10/2019	W/R	VINSON GROUP, LLC	1,666.66	10/15/2019
630319	10/10/2019	W/R	W.B. MASON CO., INC.	287.68	10/15/2019
630320	10/10/2019	W/R	ERIC JACKSON IDEA	75.00	10/17/2019
630321	10/10/2019	W/R	WEST MUSIC COMPANY INC	1,933.71	10/15/2019
630322	10/10/2019	W/W	WESTLAKE HIGH SCHOOL	85.00	

Date: 11/08/2019

C H E C K R E G I S T E R
Processing Month: October 2019
MEDINA CITY SCHOOL DISTRICT

Page: 5
(CHKREG)

Check#	Check Date	Org Sta	Vendor Paid	Check Amount	Status Date
630323	10/10/2019	W/R	WHITE HOUSE ARTESIAN SPRINGS	28.75	10/17/2019
630324	10/10/2019	W/R	WILLIAM COLATRUGLIO	32.12	10/15/2019
630325	10/10/2019	W/R	WOLFF BROS. SUPPLY, INC.	378.97	10/15/2019
630326	10/10/2019	W/R	WOODWIND AND BRASSWIND INC	199.50	10/17/2019
630327	10/14/2019	B/R	ANN MATIAS	65.00	10/22/2019
630328	10/14/2019	B/R	LINDSAY PALINCHIK	81.00	10/18/2019
630329	10/14/2019	B/B	DANIELLE HUMPHRIES	10.00	
630330	10/14/2019	B/R	HOSAM MARSTANY	30.00	10/18/2019
630331	10/14/2019	B/R	JANIE HOLLIK	15.00	10/21/2019
630332	10/14/2019	B/B	MARIA CORNEJO	15.00	
630333	10/14/2019	B/B	FRANK E GAUTHIER	15.00	
630334	10/14/2019	B/B	MATTHEW MCAUSLAND	15.00	
630335	10/14/2019	B/R	SAULI WASHINGTON	15.00	10/22/2019
630336	10/14/2019	B/R	KATHERINE OREN	84.00	10/21/2019
630337	10/14/2019	B/R	IRENA DOWNEY	15.00	10/21/2019
630338	10/14/2019	B/B	JOY BOYLAND	30.00	
630339	10/14/2019	B/R	TERESA ONDI	12.50	10/22/2019
630340	10/14/2019	B/R	DEANNA PIATAK	27.00	10/21/2019
630341	10/14/2019	B/B	BRIAN WALLICK	15.00	
630342	10/14/2019	B/R	SHARON TERRION	27.00	10/16/2019
630343	10/14/2019	B/B	CONNIE SMITH	27.00	
630344	10/14/2019	B/B	SHEILA BARCO	28.00	
630345	10/14/2019	B/R	AUDRA / RANDY BOBBS	27.00	10/21/2019
630346	10/14/2019	B/R	SUSAN / KEVIN ALEXANDER	15.00	10/22/2019
630347	10/14/2019	B/R	KRISTYNE / STEVE KACZMAREK	27.00	10/21/2019
630348	10/14/2019	B/R	HEATHER / SCOTT DEIGHTON	27.00	10/24/2019
630349	10/14/2019	B/R	KARRA / JAMES WEIL	27.00	10/21/2019
630350	10/14/2019	B/R	SUSAN / PATRICK SIEMBOR	27.00	10/18/2019
630351	10/14/2019	B/R	HEIDI / DANIEL SCHULTZ	27.00	10/21/2019
630352	10/14/2019	B/R	HEATHER/MATTHEW RILEY	27.00	10/18/2019
630353	10/14/2019	B/B	VANESSA/JOHN PILARSKI	27.00	
630354	10/14/2019	B/R	CASSANDRA/KEN JOHNSON	27.00	10/21/2019
630355	10/14/2019	B/R	KIMBERLY/DANIEL JOHNSON	27.00	10/21/2019
630356	10/14/2019	B/B	LORA/JAMES HITCHCOCK	27.00	
630357	10/14/2019	B/R	EMILY/ZACHARY HOLDRIDGE	27.00	10/18/2019
630358	10/14/2019	B/B	JENNIFER/DANIEL HILLER	27.00	
630359	10/14/2019	B/B	BRENDA/SCOTT HAZELWOOD	27.00	
630360	10/14/2019	B/B	KENNETH GILLESPIE	27.00	
630361	10/14/2019	B/R	DAWN BENNETT-GASKINS	27.00	10/28/2019
630362	10/14/2019	B/B	HEATHER/CHAD FERNLUND	27.00	
630363	10/14/2019	B/R	FELICIA DOLATA/MATTHEW BUSCH	27.00	10/21/2019
630364	10/14/2019	B/R	CAROL/JOE BORAK	27.00	10/31/2019
630365	10/14/2019	B/R	TRICIA GLAUNER	27.00	10/21/2019
630366	10/14/2019	B/R	TRICIA GLAUNER	27.00	10/21/2019
630367	10/14/2019	B/R	JILL TRAMPUSH	27.00	10/29/2019
630368	10/14/2019	B/R	CHRISSY PODOLAK	27.00	10/21/2019
630369	10/14/2019	B/B	KRISTINE L NEATE	27.00	
630370	10/14/2019	B/R	LAURA GESCHKE	27.00	10/21/2019
630371	10/14/2019	B/R	HOLLY CIFRANIC	27.00	10/24/2019
630372	10/14/2019	B/B	KRISTINE BRAND	27.00	
630373	10/14/2019	B/R	LORI BERGER	27.00	10/16/2019
630374	10/14/2019	B/R	JESSIE CASTILLIO	472.00	10/21/2019

Date: 11/08/2019

C H E C K R E G I S T E R
Processing Month: October 2019
MEDINA CITY SCHOOL DISTRICT

Page: 6
(CHKREG)

Check#	Check Date	Org Sta	Vendor Paid	Check Amount	Status Date
630375	10/14/2019	B/R	KAREN FAIRE	125.00	10/21/2019
630376	10/14/2019	B/R	BEVERLY ANDERHOLM	5.60	10/22/2019
630377	10/14/2019	B/R	SANDRA/HORATIO VELA	28.00	10/24/2019
630378	10/14/2019	B/R	KEVIN/JOANNE COLBERT	28.00	10/28/2019
630379	10/14/2019	B/B	SCOTT TIFFAN	28.00	
630380	10/14/2019	B/R	ROBERTA/TERENCE BURNETT	28.00	10/21/2019
630381	10/14/2019	B/B	CHRISTINE/ROBERT GILBERT	30.00	
630382	10/14/2019	B/R	JODIE HOMYK	30.00	10/24/2019
630383	10/14/2019	B/B	SARAH TOCHINSKY	85.00	
630384	10/14/2019	B/R	PAMELA PARKER	27.00	10/18/2019
630385	10/14/2019	B/R	CHRIS WEYANDT	27.00	10/25/2019
630386	10/23/2019	W/R	ACT, INC	30.00	10/28/2019
630387	10/23/2019	W/R	ZEP SALES & SERVICE	216.45	10/25/2019
630388	10/23/2019	W/R	ADVANCE AUTO PARTS	333.51	10/28/2019
630389	10/23/2019	W/R	AIRGAS USA, LLC	22.80	10/28/2019
630390	10/23/2019	W/R	ALAN T ROLAND	218.75	10/25/2019
630391	10/23/2019	W/R	ALEXANDRA MUSSELMAN	316.93	10/25/2019
630392	10/23/2019	W/R	ALTAWARE, INC.	1,260.00	10/29/2019
630393	10/23/2019	W/R	AMERICAN TIME & SIGNAL COMPANY	143.92	10/28/2019
630394	10/23/2019	W/R	ANGELA MORMAN	66.00	10/25/2019
630395	10/23/2019	W/R	ANGELA NUCKOLS	140.00	10/25/2019
630396	10/23/2019	W/R	ANGIE SELLARS	103.12	10/25/2019
630397	10/23/2019	W/R	ANTHONY BELSITO	549.00	10/25/2019
630398	10/23/2019	W/R	APOLLO PEST CONTROL COMPANY	1,023.00	10/29/2019
630399	10/23/2019	W/R	APPLIED MSS	547.60	10/29/2019
630400	10/23/2019	W/R	AQUACLEAR	31.85	10/28/2019
630401	10/23/2019	W/R	ARKAY FLORALS-FLOWER GALLERY	65.50	10/31/2019
630402	10/23/2019	W/R	ARLISS MICHELLE EIERDAM	338.50	10/25/2019
630403	10/23/2019	W/R	ARMSTRONG CABLE	149.95	10/29/2019
630404	10/23/2019	W/W	ASHLEY MEYERS	30.00	
630405	10/23/2019	W/R	B & B TROPHIES & AWARDS	10.00	10/28/2019
630406	10/23/2019	W/R	BARNES & NOBLE BOOKSELLERS,	230.83	10/29/2019
630407	10/23/2019	W/R	BARNES & NOBLE EDUCATION, INC	2,552.95	10/28/2019
630408	10/23/2019	W/R	BIGSIGNS.COM	1,935.00	10/29/2019
630409	10/23/2019	W/W	BLACK RIVER TEES LLC	304.00	
630410	10/23/2019	W/R	BLICK ART MATERIALS LLC	178.91	10/28/2019
630411	10/23/2019	W/R	DAIRYMENS	4,168.28	10/25/2019
630412	10/23/2019	W/R	BRIAN STONITSCH	52.50	10/25/2019
630413	10/23/2019	W/R	BUEHLER'S MARKETS	250.31	10/25/2019
630414	10/23/2019	W/R	BUZZARD TOOLS LLC	4,300.98	10/28/2019
630415	10/23/2019	W/R	CARDINAL BUS SALES &	1,920.83	10/25/2019
630416	10/23/2019	W/R	CAROLINA BIOLOGICAL SUPPLY CO.	507.17	10/29/2019
630417	10/23/2019	W/R	CAMP CHRISTOPHER	4,505.00	10/31/2019
630418	10/23/2019	W/V	CENTERRA CO-OP	72,460.99	10/29/2019
630419	10/23/2019	W/R	CENTRAL INSTRUMENT CO.	195.00	10/25/2019
630420	10/23/2019	W/R	CENTRAL RESTAURANT PRODUCTS	31.89	10/29/2019
630421	10/23/2019	W/W	CHERYLENE SEDLETZECK	200.00	
630422	10/23/2019	W/R	CHRISTOPHER BRINK	113.75	10/25/2019
630423	10/23/2019	W/R	CINTAS FIRST AID & SAFETY	191.37	10/28/2019
630424	10/23/2019	W/R	CINTAS CORPORATION	1,263.88	10/28/2019
630425	10/23/2019	W/R	CLARENCE CRUM	1,422.00	10/29/2019
630426	10/23/2019	W/W	CLEVELAND CLINIC ATWORK	75.00	

Check#	Check Date	Org Sta	Vendor Paid	Check Amount	Status Date
630427	10/23/2019	W/R	CLEVELAND CLINIC CENTER	29,396.36	10/25/2019
630428	10/23/2019	W/R	CLEVELAND PLUMBING	273.88	10/25/2019
630429	10/23/2019	W/R	COCA COLA BOTTLING CO CSLDT	955.00	10/28/2019
630430	10/23/2019	W/R	COLUMBIA GAS OF OHIO, INC	176.17	10/29/2019
630431	10/23/2019	W/W	CRANDALL COMPANY, INC	89.91	
630432	10/23/2019	W/R	CROSSROADS ASPHALT	14,155.57	10/25/2019
630433	10/23/2019	W/R	CROWN TROPHY OF MEDINA	41.55	10/25/2019
630434	10/23/2019	W/R	CUMMINS INTERSTATE POWER INC	2,677.99	10/28/2019
630435	10/23/2019	W/R	DAMON INDUSTRIES INC	538.30	10/25/2019
630436	10/23/2019	W/R	DANIEL SMITH	15.08	10/25/2019
630437	10/23/2019	W/R	DAVID L ARBOGAST	498.75	10/25/2019
630438	10/23/2019	W/R	DYNAMERICAN, INC.	1,200.00	10/25/2019
630439	10/23/2019	W/R	EDUCATIONAL SERVICE CENTER	42,046.00	10/25/2019
630440	10/23/2019	W/R	ELECTRICAL APPLIANCE REPAIR	1,463.97	10/29/2019
630441	10/23/2019	W/R	ENTERPRISE FLEET MGMT INC.	11,287.85	10/28/2019
630442	10/23/2019	W/R	ENVIRONMENTAL DESIGN GROUP LLC	3,595.07	10/28/2019
630443	10/23/2019	W/R	ESC OF MEDINA COUNTY	60,662.94	10/25/2019
630444	10/23/2019	W/W	NATIONAL GEOGRAPHIC EXPLORER	130.63	
630445	10/23/2019	W/R	FEDERAL EXPRESS CORP	11.75	10/28/2019
630446	10/23/2019	W/R	FOLLETT SCHOOL SOLUTIONS INC	629.29	10/25/2019
630447	10/23/2019	W/R	FOWLER COMPANY	4,824.15	10/29/2019
630448	10/23/2019	W/R	FRONTIER	749.45	10/28/2019
630449	10/23/2019	W/W	GABCA	30.00	
630450	10/23/2019	W/R	GORDON FOOD SERVICE	23.99	10/28/2019
630451	10/23/2019	W/R	GRAINGER SUPPLY CO	28.77	10/28/2019
630452	10/23/2019	W/R	GREAT LAKES BIOMEDICAL LTD	299.00	10/28/2019
630453	10/23/2019	W/W	GUITAR CENTER STORES INC	159.99	
630454	10/23/2019	W/R	HEINEMANN	138.55	10/25/2019
630455	10/23/2019	W/R	HOUGHTON MIFFLIN HARCOURT	1,158.32	10/31/2019
630456	10/23/2019	W/R	HUDL	1,600.00	10/28/2019
630457	10/23/2019	W/R	INSTITUTE FOR MULTI-SENSORY	1,967.16	10/25/2019
630458	10/23/2019	W/R	JEANNE SCHMIDT	492.58	10/31/2019
630459	10/23/2019	W/R	JEFF HARRISON	5.11	10/25/2019
630460	10/23/2019	W/R	JENNIFER POLLOCK	206.67	10/28/2019
630461	10/23/2019	W/R	JENNIFER ULMER	19.69	10/25/2019
630462	10/23/2019	W/R	JESSICA NIEMANTSVERDRIET	5.15	10/25/2019
630463	10/23/2019	W/R	JILL MILLER	6.61	10/25/2019
630464	10/23/2019	W/R	JOHN WESTFALL JR	15.08	10/25/2019
630465	10/23/2019	W/R	JOSHEN PAPER & PACKAGING	1,350.97	10/28/2019
630466	10/23/2019	W/R	JULIE WEYAND	69.95	10/25/2019
630467	10/23/2019	W/R	JW PEPPER & SON, INC.	221.48	10/28/2019
630468	10/23/2019	W/R	KAREN HATSZEGI	12.99	10/25/2019
630469	10/23/2019	W/R	KATHERINE HARTUNG	28.25	10/25/2019
630470	10/23/2019	W/R	KATIE BOBER	26.63	10/25/2019
630471	10/23/2019	W/R	KENNEDY COTTRELL RICHARDS LLC	3,000.00	10/28/2019
630472	10/23/2019	W/R	KIMBERLY ANN MARKWORTH	1,800.00	10/28/2019
630473	10/23/2019	W/R	KOKOSING MATERIALS, INC.	186.00	10/25/2019
630474	10/23/2019	W/R	LARRY LAIRD	36.71	10/25/2019
630475	10/23/2019	W/R	LAURA CALAIACOVO	194.82	10/25/2019
630476	10/23/2019	W/R	LEONARD J CONETSCO	338.50	10/25/2019
630477	10/23/2019	W/R	LINDA CORNELL	32.60	10/25/2019
630478	10/23/2019	W/R	LODI LUMBER CO	186.51	10/25/2019

Check#	Check Date	Org Sta	Vendor Paid	Check Amount	Status Date
630479	10/23/2019	W/R	LORI S KELLY	3,141.50	10/25/2019
630480	10/23/2019	W/R	M T SERVICES INC	1,050.00	10/28/2019
630481	10/23/2019	W/R	MAGNIFICAT HIGH SCHOOL	200.00	10/31/2019
630482	10/23/2019	W/R	MARS ELECTRIC CO.	196.66	10/25/2019
630483	10/23/2019	W/R	MATHEW FITZ	113.75	10/25/2019
630484	10/23/2019	W/R	McKINLEY MUSEUM OF HISTORY	672.00	10/28/2019
630485	10/23/2019	W/R	MCMMASTER-CARR	178.49	10/25/2019
630486	10/23/2019	W/R	MCS FOOD SERVICE DEPT.	775.99	10/24/2019
630487	10/23/2019	W/R	MEDINA CITY SCHOOLS	25,833.07	10/24/2019
630488	10/23/2019	W/R	MEDINA COUNTY BOARD OF	4,446.38	10/28/2019
630489	10/23/2019	W/W	MEDINA COUNTY PORT AUTHORITY	853.00	
630490	10/23/2019	W/R	MEDINA LIFE SUPPORT TEAM	1,126.25	10/31/2019
630491	10/23/2019	W/R	MEDINA SENIOR HIGH SCHOOL	25.00	10/29/2019
630492	10/23/2019	W/W	MEDINA SIGN POST INC	27.52	
630493	10/23/2019	W/R	MELISSA ALICE COTTAGE	543.15	10/25/2019
630494	10/23/2019	W/R	MERITECH, INC	2,500.00	10/25/2019
630495	10/23/2019	W/R	MICHAEL WESNER	708.75	10/25/2019
630496	10/23/2019	W/W	MIDLAND COUNCIL OF GOVERNMENTS	500.00	
630497	10/23/2019	W/R	MINUTEMAN PRESS	479.00	10/25/2019
630498	10/23/2019	W/R	MONTVILLE POLICE DEPARTMENT	47.25	10/31/2019
630499	10/23/2019	W/R	NASCO	13.98	10/28/2019
630500	10/23/2019	W/R	NORTHEAST OHIO NETWORK FOR TEC	728.00	10/28/2019
630501	10/23/2019	W/R	NICKLES BAKERY	899.81	10/28/2019
630502	10/23/2019	W/R	NOWAK TOUR & TRAVEL, INC.	101,696.00	10/25/2019
630503	10/23/2019	W/R	OHIO DEPT OF JOB &	167.33	10/31/2019
630504	10/23/2019	W/R	OHIO EDISON COMPANY	68,793.99	10/25/2019
630505	10/23/2019	W/R	OHIO EDUCATIONAL OUTREACH F.	125.00	10/25/2019
630506	10/23/2019	W/R	OHIO SCHOOL BOARDS ASSOC	4,675.00	10/31/2019
630507	10/23/2019	W/R	OHIO SCHOOLS COUNCIL- NAT GAS	14,033.00	10/29/2019
630508	10/23/2019	W/R	ORLO AUTO PARTS INC	34.50	10/25/2019
630509	10/23/2019	W/R	P & A ADMINISTRATIVE SERVICES	414.40	10/29/2019
630510	10/23/2019	W/R	PATRICIA ELAINE STONE	625.00	10/28/2019
630511	10/23/2019	W/R	PAYSCHOOLS	605.00	10/31/2019
630512	10/23/2019	W/R	PEARSON ASSESSMENTS	11,025.98	10/25/2019
630513	10/23/2019	W/R	PEARSON EDUCATION, INC.	5,200.66	10/25/2019
630514	10/23/2019	W/R	CAFETERIA-PEPSI COLA ORDERS	969.42	10/28/2019
630515	10/23/2019	W/R	PETERS KALAIL & MARKAKIS CO	1,315.00	10/25/2019
630516	10/23/2019	W/R	POINT SPRING & DRIVESHAFT CO	352.54	10/28/2019
630517	10/23/2019	W/R	QUILL CORPORATION	944.05	10/31/2019
630518	10/23/2019	W/R	RAMSEYER FARMS, LTD.	525.00	10/31/2019
630519	10/23/2019	W/R	REINHARDT SUPPLY COMPANY	944.90	10/31/2019
630520	10/23/2019	W/R	ROBERTS GRAPHICS	96.00	10/28/2019
630521	10/23/2019	W/W	ROOTSTOWN HIGH SCHOOL	100.00	
630522	10/23/2019	W/R	ROWLEYS WHOLESALE	2,208.05	10/28/2019
630523	10/23/2019	W/R	SARA SIMPSON	100.46	10/25/2019
630524	10/23/2019	W/R	SC STRATEGIC SOLUTIONS LLC	439.20	10/28/2019
630525	10/23/2019	W/R	SCHOOL SPECIALTY, INC	1,994.43	10/25/2019
630526	10/23/2019	W/R	SCRUBBER CITY INC	142.59	10/31/2019
630527	10/23/2019	W/R	SENDERO THERAPIES, INC.	52,471.46	10/25/2019
630528	10/23/2019	W/R	SHANIKA ANTHONY	625.00	10/28/2019
630529	10/23/2019	W/R	SHAYNA SAMOSKY	45.71	10/25/2019
630530	10/23/2019	W/R	SHERWIN WILLIAMS COMPANY	24.29	10/28/2019

Check#	Check Date	Org Sta	Vendor Paid	Check Amount	Status Date
630531	10/23/2019	W/R	SHERYL ALLEN	6.03	10/25/2019
630532	10/23/2019	W/R	SMETZER'S TIRE CENTER, INC.	393.00	10/28/2019
630533	10/23/2019	W/R	PHONAK LLC	1,205.09	10/28/2019
630534	10/23/2019	W/R	SPORTS EQUIPMENT SPECIALISTS	330.00	10/28/2019
630535	10/23/2019	W/R	SPORTSWORLD	377.00	10/31/2019
630536	10/23/2019	W/R	STACY M FARRENHOLZ	876.00	10/25/2019
630537	10/23/2019	W/R	STERLING PAPER CO	213.20	10/28/2019
630538	10/23/2019	W/R	STEVEN MISHLER	92.26	10/25/2019
630539	10/23/2019	W/R	SUPER DUPER PUBLICATIONS	186.54	10/29/2019
630540	10/23/2019	W/R	T & D FABRICATING, INC.	2,971.24	10/25/2019
630541	10/23/2019	W/R	TALBERT'S COMMERCIAL PRODUCTS	306.12	10/28/2019
630542	10/23/2019	W/R	TAYLOR CONSULTING GROUP	1,697.00	10/31/2019
630543	10/23/2019	W/R	TIMBERS-KOVAR & CO	360.00	10/25/2019
630544	10/23/2019	W/W	OHIO DEPARTMENT OF COMMERCE	668.50	
630545	10/23/2019	W/R	TRECA DIGITAL ACADEMY	8,624.86	10/31/2019
630546	10/23/2019	W/R	TREE MAINTENANCE SERVICE INC	2,800.00	10/29/2019
630547	10/23/2019	W/R	ULINE INC	227.62	10/28/2019
630548	10/23/2019	W/W	UNITED RENTALS (N AMERICA) INC	150.00	
630549	10/23/2019	W/R	USA MOBILE DRUG TESTING	381.00	10/28/2019
630550	10/23/2019	W/W	VARSIY SPIRIT FASHIONS	74.60	
630551	10/23/2019	W/R	VERIZON BUSINESS	962.74	10/28/2019
630552	10/23/2019	W/R	VERIZON WIRELESS	362.39	10/28/2019
630553	10/23/2019	W/R	VSA INC	11,842.00	10/28/2019
630554	10/23/2019	W/R	W W WILLIAMS COMPANY LLC	123.15	10/25/2019
630555	10/23/2019	W/R	W.B. MASON CO., INC.	15,528.63	10/25/2019
630556	10/23/2019	W/R	WENDY GOOD	336.06	10/25/2019
630557	10/23/2019	W/W	WEST MUSIC COMPANY INC	1,317.18	
630558	10/23/2019	W/R	MacGILL DISCOUNT NURSE SUPPLY	1,957.40	10/29/2019
630559	10/23/2019	W/R	WOLFF BROS. SUPPLY, INC.	337.05	10/28/2019
630560	10/23/2019	W/R	ZINKAN ENTERPRISES, INC.	2,496.00	10/28/2019
630561	10/30/2019	W/W	ADVANCE AUTO PARTS	25.93	
630562	10/30/2019	W/W	AG-PRO OHIO, LLC	51.55	
630563	10/30/2019	W/W	AKRON BEARING COMPANY, INC.	456.46	
630564	10/30/2019	W/W	ALTERNATIVE PATHS INC	196.00	
630565	10/30/2019	W/W	AMAZON.COM	12,085.90	
630566	10/30/2019	W/W	ANDREW BRENNER	128.76	
630567	10/30/2019	W/W	ANTHONY BELSITO	261.00	
630568	10/30/2019	W/W	AQUACLEAR	40.00	
630569	10/30/2019	W/W	BARBARA SEVER	324.00	
630570	10/30/2019	W/W	BLICK ART MATERIALS LLC	669.73	
630571	10/30/2019	W/W	BOILER SPECIALISTS INC	1,428.82	
630572	10/30/2019	W/W	DAIRYMENS	2,264.42	
630573	10/30/2019	W/W	BRYAN FARSON	60.00	
630574	10/30/2019	W/W	BUEHLER'S MARKETS	334.63	
630575	10/30/2019	W/W	C MARTIN TRUCKING	1,262.02	
630576	10/30/2019	W/W	CAPP USA, INC.	2,191.03	
630577	10/30/2019	W/W	CARDINAL BUS SALES &	183.94	
630578	10/30/2019	W/W	CASSIE L DANALS	300.00	
630579	10/30/2019	W/W	CAMP CHRISTOPHER	3,895.00	
630580	10/30/2019	W/W	CENTERRA CO-OP	18,843.99	
630581	10/30/2019	W/W	CFL VENDING MACHINE REPAIR LLC	75.00	
630582	10/30/2019	W/W	CHOICE LITERACY, INC.	99.00	

Date: 11/08/2019

C H E C K R E G I S T E R
Processing Month: October 2019
MEDINA CITY SCHOOL DISTRICT

Page: 10
(CHKREG)

Check#	Check Date	Org Sta	Vendor Paid	Check Amount	Status Date
630583	10/30/2019	W/W	CHUCK'S CUSTOM, LLC	7.25	
630584	10/30/2019	W/W	CINTAS CORPORATION	504.22	
630585	10/30/2019	W/W	CITY OF MEDINA	13,658.45	
630586	10/30/2019	W/W	CLEVELAND PLUMBING	772.06	
630587	10/30/2019	W/W	CLEVELAND SIGHT CENTER	2,100.00	
630588	10/30/2019	W/W	COCA COLA BOTTLING CO CSLDT	1,421.75	
630589	10/30/2019	W/W	COLLEEN WEHRLEY	32.83	
630590	10/30/2019	W/W	COLUMBIA GAS OF OHIO, INC	33.18	
630591	10/30/2019	W/W	CQ PRINTING	217.90	
630592	10/30/2019	W/W	CR & J SALES, INC	425.00	
630593	10/30/2019	W/W	CRANDALL COMPANY, INC	73.40	
630594	10/30/2019	W/W	CROSS THREAD SOLUTIONS LLC	262.76	
630595	10/30/2019	W/W	CROWN TROPHY OF MEDINA	183.60	
630596	10/30/2019	W/W	CUMMINS INTERSTATE POWER INC	208.86	
630597	10/30/2019	W/W	DATA RECOGNITION CORP.	1,743.25	
630598	10/30/2019	W/W	DESIGNS INK LTD	70.00	
630599	10/30/2019	W/W	DIAMOND FUNDRAISING	13,317.31	
630600	10/30/2019	W/W	EASY GRAPHICS CORP	2,188.09	
630601	10/30/2019	W/W	ELECTRICAL APPLIANCE REPAIR	127.30	
630602	10/30/2019	W/W	FASTENAL COMPANY	92.59	
630603	10/30/2019	W/W	FRONTIER	5,668.79	
630604	10/30/2019	W/W	GIONINO'S PIZZERIA	85.00	
630605	10/30/2019	W/W	GORDON FOOD SERVICE	294.34	
630606	10/30/2019	W/W	GORDON FOOD SERVICE	55.71	
630607	10/30/2019	W/W	GRAINGER SUPPLY CO	811.93	
630608	10/30/2019	W/W	GROVEPORT MADISON LOCAL SCHOOL	200.00	
630609	10/30/2019	W/W	GUNTON CORPORATION DBA	14,450.99	
630610	10/30/2019	W/W	HERSHEY CREAMERY CO	1,320.00	
630611	10/30/2019	W/W	ICANDI GRAPHICS	1,485.00	
630612	10/30/2019	W/W	INSTITUTE FOR MULTI-SENSORY	134.18	
630613	10/30/2019	W/W	JACOB CIULLA	63.00	
630614	10/30/2019	W/W	JEFF HARRISON	590.44	
630615	10/30/2019	W/W	JESSICA NIEMANTSVERDRIET	11.24	
630616	10/30/2019	W/W	JOHNSTONE SUPPLY INC.	303.00	
630617	10/30/2019	W/W	JON E BURKHART	328.11	
630618	10/30/2019	W/W	JONESY'S CLASSIC CLEANERS	1,333.00	
630619	10/30/2019	W/W	JOSHEN PAPER & PACKAGING	1,628.13	
630620	10/30/2019	W/W	JOSTENS INC	192.92	
630621	10/30/2019	W/W	JUDSON LAIPPLY	3,500.00	
630622	10/30/2019	W/W	JULIA ERHARD	200.00	
630623	10/30/2019	W/W	KAREN HATSZEGI	18.56	
630624	10/30/2019	W/W	KEITH HOLLIDAY	200.00	
630625	10/30/2019	W/W	KELE, INC.	50.51	
630626	10/30/2019	W/W	KENSTON HIGH SCHOOL	75.00	
630627	10/30/2019	W/W	LITERACY RESOURCES, INC.	256.77	
630628	10/30/2019	W/W	LODI LUMBER CO	158.84	
630629	10/30/2019	W/W	LORI S KELLY	2,775.50	
630630	10/30/2019	W/V	MAGICAL THEATRE COMPANY	850.00	10/31/2019
630631	10/30/2019	W/W	MARS ELECTRIC CO.	129.31	
630632	10/30/2019	W/W	MCS FOOD SERVICE DEPT.	294.80	
630633	10/30/2019	W/W	MEDINA ATHLETIC BOOSTER CLUB	78.32	
630634	10/30/2019	W/R	MEDINA CITY SCHOOLS	862.81	10/31/2019

Date: 11/08/2019

C H E C K R E G I S T E R
Processing Month: October 2019
MEDINA CITY SCHOOL DISTRICT

Page: 11
(CHKREG)

Check#	Check Date	Org Sta	Vendor Paid	Check Amount	Status Date
630635	10/30/2019	W/W	MEDINA COUNTY CAREER CENTER	630.00	
630636	10/30/2019	W/W	MEDINA SIGN POST INC	480.00	
630637	10/30/2019	W/W	MEGAN SNIDE	48.00	
630638	10/30/2019	W/W	MELISSA ALICE COTTAGE	344.25	
630639	10/30/2019	W/W	MELWAY PAVING CO INC	14,587.63	
630640	10/30/2019	W/W	MICHAEL WESNER	105.00	
630641	10/30/2019	W/W	MICHELLE STUMP	78.30	
630642	10/30/2019	W/W	MINUTEMAN PRESS	292.00	
630643	10/30/2019	W/W	MIRACLE RECREATION EQUIPMENT	739.00	
630644	10/30/2019	W/W	MT BUSINESS TECHNOLOGIES, INC.	1,063.61	
630645	10/30/2019	W/W	NASCO	14.88	
630646	10/30/2019	W/W	NATIONAL BUSINESS INSTITUTE	339.00	
630647	10/30/2019	W/W	NICHOLS PAPER & SUPPLY CO.	82.91	
630648	10/30/2019	W/W	NICKLES BAKERY	1,256.83	
630649	10/30/2019	W/W	OHIO EDISON COMPANY	21,696.56	
630650	10/30/2019	W/W	OHIO SCHOOL BOARDS ASSOC	1,054.92	
630651	10/30/2019	W/W	OHM ADVISORS	375.00	
630652	10/30/2019	W/W	ORLO AUTO PARTS INC	154.24	
630653	10/30/2019	W/W	OTC BRANDS INC	351.94	
630654	10/30/2019	W/W	PALOS SPORTS, INC.	149.25	
630655	10/30/2019	W/W	DARICE INC/PAT CATAN'S	122.95	
630656	10/30/2019	W/W	PEARSON ASSESSMENTS	53.50	
630657	10/30/2019	W/W	PEARSON EDUCATION, INC.	53.38	
630658	10/30/2019	W/W	CAFETERIA-PEPSI COLA ORDERS	1,574.54	
630659	10/30/2019	W/W	POINT SPRING & DRIVESHAFT CO	1,062.97	
630660	10/30/2019	W/W	PRAXAIR	27.45	
630661	10/30/2019	W/W	QPR INSTITUTE INC	990.00	
630662	10/30/2019	W/W	RACERS FOUNDATION	790.00	
630663	10/30/2019	W/W	REBECCA GIBSON	18.76	
630664	10/30/2019	W/W	REINHARDT SUPPLY COMPANY	5,444.28	
630665	10/30/2019	W/W	RJ VERNAK REFRIGERATION	1,094.88	
630666	10/30/2019	W/W	ROBOTZONE LLC	170.43	
630667	10/30/2019	W/W	ROJEN COMPANY	1,055.00	
630668	10/30/2019	W/W	RON KUNKEL	125.00	
630669	10/30/2019	W/W	SAMUEL FRENCH, INC.	1,265.45	
630670	10/30/2019	W/W	SARAH MILLER	200.00	
630671	10/30/2019	W/W	SC STRATEGIC SOLUTIONS LLC	3,922.32	
630672	10/30/2019	W/W	SCHOLASTIC BOOK FAIRS	4,489.36	
630673	10/30/2019	W/W	SCHOLASTIC INC	12.64	
630674	10/30/2019	W/W	SCHOOL SPECIALTY, INC	405.86	
630675	10/30/2019	W/W	SHERWIN WILLIAMS COMPANY	46.88	
630676	10/30/2019	W/W	SHERYL SCHRADER	19.60	
630677	10/30/2019	W/W	SPORTSWORLD	6,895.50	
630678	10/30/2019	W/W	STACY M FARRENHOLZ	456.25	
630679	10/30/2019	W/W	STACY WILSON	127.12	
630680	10/30/2019	W/W	STAGE PARTNERS	450.00	
630681	10/30/2019	W/W	STANTON'S SHEET MUSIC INC	361.60	
630682	10/30/2019	W/W	STAPLES INC	278.37	
630683	10/30/2019	W/W	SUBURBAN SCHOOL	53,617.00	
630684	10/30/2019	W/W	TALBERT'S COMMERCIAL PRODUCTS	106.94	
630685	10/30/2019	W/W	TEACHERS PAY TEACHERS	22.99	
630686	10/30/2019	W/W	TIMOTHY SARSANY	200.00	

Date: 11/08/2019

C H E C K R E G I S T E R
Processing Month: October 2019
MEDINA CITY SCHOOL DISTRICT

Page: 12
(CHKREG)

Check#	Check Date	Org Sta	Vendor Paid	Check Amount	Status Date
630687	10/30/2019	W/W	TRIPLETT PORTABLE WELDING	150.00	
630688	10/30/2019	W/W	TWO LITTLE HANDS	199.99	
630689	10/30/2019	W/W	UNITY SCHOOL BUS PARTS	297.00	
630690	10/30/2019	W/W	UNIVERSITY OF OREGON	700.00	
630691	10/30/2019	W/W	US BANK EQUIPMENT FINANCE	11,415.00	
630692	10/30/2019	W/W	VOYAGER SOPRIS LEARNING, INC	129.33	
630693	10/30/2019	W/W	W.B. MASON CO., INC.	11.42	
630694	10/30/2019	W/W	WARD'S SCIENCE	91.25	
630695	10/30/2019	W/W	WOLFF BROS. SUPPLY, INC.	454.23	
630697	10/30/2019	B/B	JENNIFER FITZGERALD	62.50	
630698	10/30/2019	B/B	KATHRYN WHITE	5.00	
630699	10/30/2019	B/B	JENNIFER RIDGWAY	5.00	
630700	10/30/2019	B/B	JULIA COPLEY	36.00	
630701	10/30/2019	B/B	ROYALE SUMLIN	31.00	
630702	10/30/2019	B/B	ROYALE SUMLIN	36.00	
630703	10/30/2019	B/B	RACHEL STEWART	31.00	
630704	10/30/2019	B/B	DEBBIE RICE-MARTIN	44.00	
630705	10/30/2019	B/V	CHRISTINA COSTANTINO	88.00	10/30/2019
630706	10/30/2019	B/B	ANGELIQUE JOY LIND	31.00	
630707	10/30/2019	B/B	ALISHA LYNN HOY	31.00	
630708	10/30/2019	B/B	ISMAEL MURILLO	44.00	
630709	10/30/2019	B/B	ANN MATIAS	21.00	
630710	10/30/2019	B/B	CHRISTINA COSTANTINO	44.00	
630711	10/31/2019	W/W	CINTAS CORPORATION	301.60	
630712	10/31/2019	W/W	FRONTIER	84.52	
630713	10/31/2019	W/W	GREAT LAKES BIOMEDICAL LTD	391.00	
630714	10/31/2019	W/W	HOUSE OF FLOWERS & GIFTS LLC	80.00	
630715	10/31/2019	W/W	JULIE WILLIAMS	4,413.76	
630716	10/31/2019	W/W	MEDINA CITY SCHOOLS	281.30	
630717	10/31/2019	W/W	PSI AFFILIATES, INC.	32,862.65	
630718	10/31/2019	W/W	SPORTSWORLD	1,052.25	
630719	10/31/2019	W/W	TRINITY HIGH SCHOOL ATHLETIC	260.00	
942426	10/11/2019	C/C	MEMO -MEDINA CITY SCHOOLS	2,011,965.95	
942483	10/25/2019	C/C	MEMO -MEDINA CITY SCHOOLS	2,061,062.25	
Total Checks Issued				\$ 8,422,329.45	

Date: 11/08/19
Time: 12:41 pm

MEDINA CITY SCHOOL DISTRICT
Appropriation Account Summary
SORTED BY FUND-SCC

Page: 1
(APPSUM)

FYTD Appropriated	Prior FY Carryover Encumbrances	FYTD Expendable	FYTD Actual Expenditures	MTD Actual Expenditures	Current Encumbrances	FYTD Unencumbered Balance	FYTD Percent Exp/Enc
*****TOTAL FOR FUND-SCC 001 0000 (GENERAL FUND):							
78,752,180.34	1,423,382.45	80,175,562.79	27,016,625.18	5,661,650.84	2,654,835.06	50,504,102.55	37.01
=====							
*****TOTAL FOR FUND-SCC 002 9000 (BOND RETIREMENT - NEW ELEM/SR HIGH):							
4,258,286.50	0.00	4,258,286.50	23,123.49	172.15	4,188,286.50	46,876.51	98.90
=====							
*****TOTAL FOR FUND-SCC 002 9012 (LOCAL SALES TAX RETIREMENT OF COPS):							
1,740,087.50	0.00	1,740,087.50	0.00	0.00	1,736,337.50	3,750.00	99.78
=====							
*****TOTAL FOR FUND-SCC 002 9014 (CONSOLIDATION - ENERGY & TRANSP NOTES):							
341,350.00	0.00	341,350.00	327,806.23	327,806.23	0.00	13,543.77	96.03
=====							
*****TOTAL FOR FUND-SCC 003 0000 (PERMANENT IMPROVEMENT FUND):							
125,994.61	0.00	125,994.61	0.00	0.00	0.00	125,994.61	0.00
=====							
*****TOTAL FOR FUND-SCC 003 9000 (PERMANENT IMPROVEMENT FUND):							
8,601.14	0.00	8,601.14	0.00	0.00	0.00	8,601.14	0.00
=====							
*****TOTAL FOR FUND-SCC 003 9001 (MEDINA CITY REC CENTER-PERMANENT IMPROV.):							
665,140.00	32,934.10	698,074.10	278,047.97	159,570.09-	15,898.42	404,127.71	42.11
=====							
*****TOTAL FOR FUND-SCC 006 0000 (LUNCHROOM FUND):							
2,644,131.00	1,816.27	2,645,947.27	764,017.84	231,860.56	206,190.05	1,675,739.38	36.67
=====							
*****TOTAL FOR FUND-SCC 007 9004 (COLLINS SCHOLARSHIP/POST-GRADUATE):							
20,000.00	0.00	20,000.00	0.00	0.00	20,000.00	0.00	100.00
=====							
*****TOTAL FOR FUND-SCC 007 9111 (CHARLES STANGEL SCHOLARSHIP FUND):							
500.00	0.00	500.00	0.00	0.00	0.00	500.00	0.00
=====							

Date: 11/08/19
Time: 12:41 pm

MEDINA CITY SCHOOL DISTRICT
Appropriation Account Summary
SORTED BY FUND-SCC

Page: 2
(APPSUM)

FYTD Appropriated	Prior FY Carryover Encumbrances	FYTD Expendable	FYTD Actual Expenditures	MTD Actual Expenditures	Current Encumbrances	FYTD Unencumbered Balance	FYTD Percent Exp/Enc
*****TOTAL FOR FUND-SCC 007 9333 (RIOS STUDENT LEADER SCHOLAR.):							
5,000.00	0.00	5,000.00	0.00	0.00	4,898.06	101.94	97.96
=====							
*****TOTAL FOR FUND-SCC 008 9002 (KANEHL MUSIC TRUST):							
250.00	0.00	250.00	0.00	0.00	250.00	0.00	100.00
=====							
*****TOTAL FOR FUND-SCC 008 9003 (RICHARD HOFFMAN COLLINS MEMORIAL SCHOLARSHIP):							
40,000.00	0.00	40,000.00	0.00	0.00	40,000.00	0.00	100.00
=====							
*****TOTAL FOR FUND-SCC 008 9112 (ELAINE BUSHMAN FUND):							
500.00	0.00	500.00	0.00	0.00	500.00	0.00	100.00
=====							
*****TOTAL FOR FUND-SCC 009 9000 (STAR):							
30,475.00	0.00	30,475.00	0.00	0.00	0.00	30,475.00	0.00
=====							
*****TOTAL FOR FUND-SCC 009 9110 (UNIFORM SUPPLIES GARFIELD):							
7,218.00	0.00	7,218.00	3,945.80	331.33	1,406.00	1,866.20	74.15
=====							
*****TOTAL FOR FUND-SCC 009 9120 (UNIFORM SUPPLIES - CANAVAN):							
11,384.00	1,775.98	13,159.98	7,099.49	0.00	2,000.00	4,060.49	69.15
=====							
*****TOTAL FOR FUND-SCC 009 9130 (UNIFORM SUPPLIES - FENN):							
15,814.08	157.30	15,971.38	11,010.88	1,588.47	3,163.63	1,796.87	88.75
=====							
*****TOTAL FOR FUND-SCC 009 9140 (UNIFORM SUPPLIES - HERITAGE):							
10,542.00	0.00	10,542.00	6,760.18	177.16	707.77	3,074.05	70.84
=====							
*****TOTAL FOR FUND-SCC 009 9160 (UNIFORM SUPPLIES - BLAKE):							
14,282.00	123.85	14,405.85	9,641.84	369.85	2,852.19	1,911.82	86.73
=====							

Date: 11/08/19
Time: 12:41 pm

MEDINA CITY SCHOOL DISTRICT
Appropriation Account Summary
SORTED BY FUND-SCC

Page: 3
(APPSUM)

FYTD Appropriated	Prior FY Carryover Encumbrances	FYTD Expendable	FYTD Actual Expenditures	MTD Actual Expenditures	Current Encumbrances	FYTD Unencumbered Balance	FYTD Percent Exp/Enc
*****TOTAL FOR FUND-SCC 009 9170 (UNIFORM SUPPLIES - RALPH WAITE ELEMENTARY):							
14,814.00	0.00	14,814.00	9,553.49	537.06	315.12	4,945.39	66.62
=====							
*****TOTAL FOR FUND-SCC 009 9180 (UNIFORM SUPPLIES - ELIZA NORTHROP ELEMENTARY):							
13,576.00	0.00	13,576.00	3,127.73	171.15	6,827.63	3,620.64	73.33
=====							
*****TOTAL FOR FUND-SCC 009 9200 (UNIFORM SUPPLIES - CLAGGETT MIDDLE SCHOOL):							
27,266.50	0.00	27,266.50	22,415.35	266.07	7,982.60	3,131.45	111.48
=====							
*****TOTAL FOR FUND-SCC 009 9210 (UNIFORM SUPPLIES - A.I. ROOT MIDDLE SCHOOL):							
27,453.50	133.90	27,587.40	9,075.37	92.04	15,346.50	3,165.53	88.53
=====							
*****TOTAL FOR FUND-SCC 009 9300 (UNIFORM SUPPLIES - SENIOR HIGH SCHOOL):							
198,900.00	1,273.75	200,173.75	31,696.96	3,570.74	91,006.36	77,470.43	61.30
=====							
*****TOTAL FOR FUND-SCC 014 9016 (MEDINA CNTY JUV DET CNTR):							
10,524.39	0.00	10,524.39	102,177.15	23,320.96	0.00	91,652.76	970.86
=====							
*****TOTAL FOR FUND-SCC 014 9116 (EVOLVE):							
1,041,483.00	3,034.69	1,044,517.69	278,564.90	70,334.17	133,293.83	632,658.96	39.43
=====							
*****TOTAL FOR FUND-SCC 016 0000 (EMERGENCY LEVY):							
5,364,066.23	32,071.27	5,396,137.50	1,678,472.07	461,608.83	272,311.77	3,445,353.66	36.15
=====							
*****TOTAL FOR FUND-SCC 018 9000 (PUBLIC SCHOOL SUPPORT - SUPERINTENDENT):							
16.70	0.00	16.70	0.00	0.00	0.00	16.70	0.00
=====							
*****TOTAL FOR FUND-SCC 018 9110 (PRINCIPAL'S FUND - GARFIELD):							
15,600.00	290.92	15,890.92	3,224.65	2,702.38	3,295.65	9,370.62	41.03
=====							

Date: 11/08/19
Time: 12:41 pm

MEDINA CITY SCHOOL DISTRICT
Appropriation Account Summary
SORTED BY FUND-SCC

Page: 4
(APPSUM)

FYTD Appropriated	Prior FY Carryover Encumbrances	FYTD Expendable	FYTD Actual Expenditures	MTD Actual Expenditures	Current Encumbrances	FYTD Unencumbered Balance	FYTD Percent Exp/Enc
*****TOTAL FOR FUND-SCC 018 9113 (GARFIELD MEDIA CENTER):							
3,500.00	0.00	3,500.00	0.00	0.00	0.00	3,500.00	0.00
=====							
*****TOTAL FOR FUND-SCC 018 9120 (PRINCIPAL - CANAVAN):							
16,820.00	1,138.38	17,958.38	349.12	2,311.60-	5,799.01	11,810.25	34.24
=====							
*****TOTAL FOR FUND-SCC 018 9123 (BOOK FAIR - CANAVAN):							
8,000.00	433.42	8,433.42	382.02	0.00	8,051.40	0.00	100.00
=====							
*****TOTAL FOR FUND-SCC 018 9130 (PRINCIPAL - FENN):							
29,450.00	0.00	29,450.00	4,151.21	1,029.50	7,972.79	17,326.00	41.17
=====							
*****TOTAL FOR FUND-SCC 018 9132 (FENN SCHOOL STORE):							
1,000.00	0.00	1,000.00	0.00	0.00	500.00	500.00	50.00
=====							
*****TOTAL FOR FUND-SCC 018 9133 (BOOK FAIR - FENN):							
250.00	0.00	250.00	0.00	0.00	200.00	50.00	80.00
=====							
*****TOTAL FOR FUND-SCC 018 9135 (MEDINA SKI TEAM - DISTRICTWIDE):							
9,500.00	0.00	9,500.00	0.00	0.00	0.00	9,500.00	0.00
=====							
*****TOTAL FOR FUND-SCC 018 9140 (PRINCIPAL'S FUND - HERITAGE):							
20,850.00	649.49	21,499.49	1,507.21	195.44	3,563.66	16,428.62	23.59
=====							
*****TOTAL FOR FUND-SCC 018 9143 (HERITAGE MEDIA CENTER):							
6,000.00	0.00	6,000.00	4,489.36	4,489.36	1,510.64	0.00	100.00
=====							
*****TOTAL FOR FUND-SCC 018 9160 (PRINCIPAL'S FUND - H G BLAKE):							
23,250.00	112.29	23,362.29	1,761.74	1,074.43	7,500.00	14,100.55	39.64
=====							

Date: 11/08/19
Time: 12:41 pm

MEDINA CITY SCHOOL DISTRICT
Appropriation Account Summary
SORTED BY FUND-SCC

Page: 5
(APPSUM)

FYTD Appropriated	Prior FY Carryover Encumbrances	FYTD Expendable	FYTD Actual Expenditures	MTD Actual Expenditures	Current Encumbrances	FYTD Unencumbered Balance	FYTD Percent Exp/Enc
*****TOTAL FOR FUND-SCC 018 9161 (PBIS - BLAKE):							
7,300.00	0.00	7,300.00	1,179.20	193.63	354.90	5,765.90	21.02
=====							
*****TOTAL FOR FUND-SCC 018 9163 (BLAKE MEDIA CENTER):							
10,000.00	0.00	10,000.00	50.00	0.00	5,056.05	4,893.95	51.06
=====							
*****TOTAL FOR FUND-SCC 018 9170 (PRINCIPALS FUND - RALPH WAITE ELEMENTARY):							
30,300.00	40.98	30,340.98	1,480.70	788.24	1,416.54	27,443.74	9.55
=====							
*****TOTAL FOR FUND-SCC 018 9171 (WAITE SCHOOL STORE):							
50.00	0.00	50.00	0.00	0.00	0.00	50.00	0.00
=====							
*****TOTAL FOR FUND-SCC 018 9173 (MEDIA CENTER RALPH WAITE ELEMENTARY):							
10,000.00	0.00	10,000.00	0.00	0.00	10,000.00	0.00	100.00
=====							
*****TOTAL FOR FUND-SCC 018 9180 (PRINCIPALS FUND ELIZA NORTHROP ELEMENTARY):							
24,100.00	3,478.49	27,578.49	3,497.78	1,037.58	3,253.68	20,827.03	24.48
=====							
*****TOTAL FOR FUND-SCC 018 9183 (MEDIA CENTER ELIZA NORTHROP ELEMENTARY):							
5,200.00	0.00	5,200.00	50.00	0.00	5,000.00	150.00	97.12
=====							
*****TOTAL FOR FUND-SCC 018 9200 (PRINCIPAL'S FUND - CLAGGETT M.S.):							
30,500.00	867.34	31,367.34	5,344.51	192.79	2,725.31	23,297.52	25.73
=====							
*****TOTAL FOR FUND-SCC 018 9203 (CLAGGETT M.S. MEDIA CENTER):							
3,200.00	0.00	3,200.00	0.00	0.00	2,939.24	260.76	91.85
=====							
*****TOTAL FOR FUND-SCC 018 9210 (PRINCIPAL'S FUND - ROOT M.S.):							
30,400.00	4,101.58	34,501.58	4,540.19	1,588.61	13,909.81	16,051.58	53.48
=====							

Date: 11/08/19
Time: 12:41 pm

MEDINA CITY SCHOOL DISTRICT
Appropriation Account Summary
SORTED BY FUND-SCC

Page: 6
(APPSUM)

FYTD Appropriated	Prior FY Carryover Encumbrances	FYTD Expendable	FYTD Actual Expenditures	MTD Actual Expenditures	Current Encumbrances	FYTD Unencumbered Balance	FYTD Percent Exp/Enc
*****TOTAL FOR FUND-SCC 018 9211 (ROOT M.S. MEDIA CENTER):							
5,100.00	0.00	5,100.00	50.00	0.00	2,727.92	2,322.08	54.47
=====							
*****TOTAL FOR FUND-SCC 018 9300 (PRINCIPAL'S FUND - SENIOR HIGH):							
42,640.00	511.00	43,151.00	9,126.24	1,762.05	33,045.01	979.75	97.73
=====							
*****TOTAL FOR FUND-SCC 018 9303 (PERFORMING ARTS):							
44,650.00	8,570.45	53,220.45	8,469.63	1,171.52	44,750.82	0.00	100.00
=====							
*****TOTAL FOR FUND-SCC 018 9304 (BUZZ):							
14,400.00	1,778.65	16,178.65	2,947.68	979.54	11,476.57	1,754.40	89.16
=====							
*****TOTAL FOR FUND-SCC 018 9306 (FEED THE BEES):							
3,985.00	17.52	4,002.52	17.00	17.00	3,968.00	17.52	99.56
=====							
*****TOTAL FOR FUND-SCC 018 9900 (INSERVICE - CENTRAL):							
3,702.01	0.00	3,702.01	0.00	0.00	0.00	3,702.01	0.00
=====							
*****TOTAL FOR FUND-SCC 018 9901 (PUBLIC SCHOOL SUPPORT - INSTRUCTION DEPT.):							
0.00	920.75	920.75	508.91	0.00	0.00	411.84	55.27
=====							
*****TOTAL FOR FUND-SCC 018 9902 (INSERVICE - SUPERINTENDENT):							
24,720.92	0.00	24,720.92	12,485.00	11,842.00	3,158.00	9,077.92	63.28
=====							
*****TOTAL FOR FUND-SCC 018 9903 (BOARD/STUDENT DEVELOPMENT):							
2,800.00	0.00	2,800.00	0.00	0.00	0.00	2,800.00	0.00
=====							
*****TOTAL FOR FUND-SCC 018 9904 (WELLNESS FUND):							
502.00	0.00	502.00	0.00	0.00	0.00	502.00	0.00
=====							

Date: 11/08/19
Time: 12:41 pm

MEDINA CITY SCHOOL DISTRICT
Appropriation Account Summary
SORTED BY FUND-SCC

Page: 7
(APPSUM)

FYTD Appropriated	Prior FY Carryover Encumbrances	FYTD Expendable	FYTD Actual Expenditures	MTD Actual Expenditures	Current Encumbrances	FYTD Unencumbered Balance	FYTD Percent Exp/Enc
*****TOTAL FOR FUND-SCC 018 9906 (COMMUNICATIONS - PUBLIC SCHOOL SUPPORT):							
3,000.00	0.00	3,000.00	1,460.37	0.00	0.00	1,539.63	48.68
=====							
*****TOTAL FOR FUND-SCC 018 9907 (STEAM - SUMMER ENRICHMENT):							
0.00	693.00	693.00	7,193.52	0.00	0.00	6,500.52-	0.00
=====							
*****TOTAL FOR FUND-SCC 018 9914 (END OF YEAR):							
2,500.00	0.00	2,500.00	0.00	0.00	0.00	2,500.00	0.00
=====							
*****TOTAL FOR FUND-SCC 018 9915 (BIKE TO SCHOOL):							
2,500.00	0.00	2,500.00	0.00	0.00	0.00	2,500.00	0.00
=====							
*****TOTAL FOR FUND-SCC 018 9916 (SPIRIT NIGHT):							
3,500.00	0.00	3,500.00	2,194.50	113.00	0.00	1,305.50	62.70
=====							
*****TOTAL FOR FUND-SCC 018 9918 (FAMILY FIRST):							
1,500.00	0.00	1,500.00	0.00	0.00	0.00	1,500.00	0.00
=====							
*****TOTAL FOR FUND-SCC 018 9919 (STUDENT ART SHOW):							
500.00	0.00	500.00	259.90	0.00	0.00	240.10	51.98
=====							
*****TOTAL FOR FUND-SCC 018 9920 (TRSP FUND):							
500.00	0.00	500.00	0.00	0.00	0.00	500.00	0.00
=====							
*****TOTAL FOR FUND-SCC 018 9930 (Resource Connection):							
1,500.00	0.00	1,500.00	0.00	0.00	0.00	1,500.00	0.00
=====							
*****TOTAL FOR FUND-SCC 019 9000 (ADAMH GRANT):							
6,504.00	0.00	6,504.00	1,725.00	690.00	3,779.00	1,000.00	84.62
=====							

Date: 11/08/19
Time: 12:41 pm

MEDINA CITY SCHOOL DISTRICT
Appropriation Account Summary
SORTED BY FUND-SCC

Page: 8
(APPSUM)

FYTD Appropriated	Prior FY Carryover Encumbrances	FYTD Expendable	FYTD Actual Expenditures	MTD Actual Expenditures	Current Encumbrances	FYTD Unencumbered Balance	FYTD Percent Exp/Enc
*****TOTAL FOR FUND-SCC 019 9001 (ADAMH HOPE GRANT):							
17,000.00	0.00	17,000.00	17,000.00	0.00	0.00	0.00	100.00
=====							
*****TOTAL FOR FUND-SCC 019 9009 (MCDAC GRANT FY19):							
0.00	0.00	0.00	0.00	37,641.44-	0.00	0.00	0.00
=====							
*****TOTAL FOR FUND-SCC 020 9001 (TRANSPORTATION ENTERPRISE):							
10,000.00	1,765.09	11,765.09	2,042.74	233.84	2,893.18	6,829.17	41.95
=====							
*****TOTAL FOR FUND-SCC 022 9000 (Unclaimed funds):							
10,000.00	3,692.30	13,692.30	0.00	0.00	0.00	13,692.30	0.00
=====							
*****TOTAL FOR FUND-SCC 022 9300 (OH HIGH SCHOOL ATH ASSOC FUND):							
30,000.00	0.00	30,000.00	0.00	0.00	0.00	30,000.00	0.00
=====							
*****TOTAL FOR FUND-SCC 024 9001 (MEDICAL AND DRUG/SELF INSURANCE FUNDS):							
8,231,000.00	171,203.21	8,402,203.21	3,031,542.79	771,821.36	2,156,386.66	3,214,273.76	61.74
=====							
*****TOTAL FOR FUND-SCC 024 9002 (DENTAL SELF INSURANCE FUNDS):							
705,000.00	0.00	705,000.00	171,435.84	42,467.86	266,171.27	267,392.89	62.07
=====							
*****TOTAL FOR FUND-SCC 024 9094 (FLEX PRO):							
215,363.00	0.00	215,363.00	58,574.85	25,527.02	156,788.15	0.00	100.00
=====							
*****TOTAL FOR FUND-SCC 027 0000 (WORKMANS COMP.-SELF INS):							
251,000.00	14,991.16	265,991.16	36,827.78	10,830.62	140,216.38	88,947.00	66.56
=====							
*****TOTAL FOR FUND-SCC 071 9013 (LOCAL SALES TAX PERMANENT IMPROVEMENTS):							
4,073,687.50	347,094.27	4,420,781.77	726,762.66	75,280.33	470,588.54	3,223,430.57	27.08
=====							

Date: 11/08/19
Time: 12:41 pm

MEDINA CITY SCHOOL DISTRICT
Appropriation Account Summary
SORTED BY FUND-SCC

Page: 9
(APPSUM)

FYTD Appropriated	Prior FY Carryover Encumbrances	FYTD Expendable	FYTD Actual Expenditures	MTD Actual Expenditures	Current Encumbrances	FYTD Unencumbered Balance	FYTD Percent Exp/Enc
*****TOTAL FOR FUND-SCC 200 9110 (GARFIELD STUDENT COUNCIL/K-KIDS CLUB):							
699.64	0.00	699.64	0.00	0.00	0.00	699.64	0.00
=====							
*****TOTAL FOR FUND-SCC 200 9111 (GARFIELD CHESS CLUB):							
200.00	0.00	200.00	0.00	0.00	0.00	200.00	0.00
=====							
*****TOTAL FOR FUND-SCC 200 9121 (ELLA CANAVAN STUDENT COUNCIL):							
390.00	0.00	390.00	0.00	0.00	200.00	190.00	51.28
=====							
*****TOTAL FOR FUND-SCC 200 9185 (K-KIDS KIWANIS ACTIVITY CLUB-NORTHROP):							
2,500.00	0.00	2,500.00	0.00	0.00	1,000.00	1,500.00	40.00
=====							
*****TOTAL FOR FUND-SCC 200 9202 (CLAGGETT MIDDLE SCH. STUDENT COUNCIL):							
5,000.00	0.00	5,000.00	2,679.79	2,579.79	1,220.21	1,100.00	78.00
=====							
*****TOTAL FOR FUND-SCC 200 9205 (CLAGGETT MIDDLE SCH. BUILDERS CLUB):							
250.00	0.00	250.00	0.00	0.00	0.00	250.00	0.00
=====							
*****TOTAL FOR FUND-SCC 200 9209 (CLAGGETT MIDDLE SCHOOL DRAMA CLUB):							
5,000.00	0.00	5,000.00	0.00	0.00	1,000.00	4,000.00	20.00
=====							
*****TOTAL FOR FUND-SCC 200 9253 (BUILDERS' CLUB - ROOT M.S.):							
1,500.00	183.56	1,683.56	0.00	0.00	750.00	933.56	44.55
=====							
*****TOTAL FOR FUND-SCC 200 9254 (HONORS ACADEMY - ROOT):							
4,000.00	267.07	4,267.07	652.07	0.00	1,615.00	2,000.00	53.13
=====							
*****TOTAL FOR FUND-SCC 200 9256 (DRAMA CLUB - ROOT M.S.):							
3,750.00	0.00	3,750.00	0.00	0.00	1,875.00	1,875.00	50.00
=====							

Date: 11/08/19
Time: 12:41 pm

MEDINA CITY SCHOOL DISTRICT
Appropriation Account Summary
SORTED BY FUND-SCC

Page: 10
(APPSUM)

FYTD Appropriated	Prior FY Carryover Encumbrances	FYTD Expendable	FYTD Actual Expenditures	MTD Actual Expenditures	Current Encumbrances	FYTD Unencumbered Balance	FYTD Percent Exp/Enc
*****TOTAL FOR FUND-SCC 200 9258 (STUDENT COUNCIL - ROOT M.S.):							
2,250.00	4.52	2,254.52	50.00	0.00	1,075.00	1,129.52	49.90
=====							
*****TOTAL FOR FUND-SCC 200 9302 (ART CLUB):							
800.00	0.00	800.00	0.00	0.00	800.00	0.00	100.00
=====							
*****TOTAL FOR FUND-SCC 200 9303 (CULTURAL EXPLORATION):							
60.00	0.00	60.00	0.00	0.00	60.00	0.00	100.00
=====							
*****TOTAL FOR FUND-SCC 200 9305 (CHEMCLUB):							
1,516.26	0.00	1,516.26	0.00	0.00	0.00	1,516.26	0.00
=====							
*****TOTAL FOR FUND-SCC 200 9307 (CHOIR):							
40,000.00	0.00	40,000.00	7,835.29	4,238.80	22,164.71	10,000.00	75.00
=====							
*****TOTAL FOR FUND-SCC 200 9309 (IMPROV CLUB):							
4,300.00	0.00	4,300.00	0.00	0.00	2,300.00	2,000.00	53.49
=====							
*****TOTAL FOR FUND-SCC 200 9312 (DRAMA CLUB):							
17,000.00	0.00	17,000.00	3,215.45	1,715.45	13,784.55	0.00	100.00
=====							
*****TOTAL FOR FUND-SCC 200 9314 (MEDINA OUTDOORS CLUB):							
450.00	0.00	450.00	0.00	0.00	450.00	0.00	100.00
=====							
*****TOTAL FOR FUND-SCC 200 9315 (FELLOWSHIP OF CHRISTIAN ATHLETES):							
325.00	0.00	325.00	0.00	0.00	325.00	0.00	100.00
=====							
*****TOTAL FOR FUND-SCC 200 9318 (GIRLS LEADERSHIP CLUB):							
2,000.00	0.00	2,000.00	498.00	498.00	1,502.00	0.00	100.00
=====							

Date: 11/08/19
Time: 12:41 pm

MEDINA CITY SCHOOL DISTRICT
Appropriation Account Summary
SORTED BY FUND-SCC

Page: 11
(APPSUM)

FYTD Appropriated	Prior FY Carryover Encumbrances	FYTD Expendable	FYTD Actual Expenditures	MTD Actual Expenditures	Current Encumbrances	FYTD Unencumbered Balance	FYTD Percent Exp/Enc
*****TOTAL FOR FUND-SCC 200 9321 (KEY CLUB):							
10,000.00	0.00	10,000.00	0.00	0.00	10,000.00	0.00	100.00
=====							
*****TOTAL FOR FUND-SCC 200 9323 (MEDINAMITE):							
2,000.00	0.00	2,000.00	0.00	0.00	2,000.00	0.00	100.00
=====							
*****TOTAL FOR FUND-SCC 200 9324 (MEDINIAN):							
11,000.00	0.00	11,000.00	6,494.63	192.92	4,500.54	4.83	99.96
=====							
*****TOTAL FOR FUND-SCC 200 9325 (MHS BAND):							
26,000.00	16,169.43	42,169.43	6,643.60	0.00	19,356.40	16,169.43	61.66
=====							
*****TOTAL FOR FUND-SCC 200 9326 (NATIONAL HONOR SOCIETY):							
3,500.00	0.00	3,500.00	0.00	0.00	3,500.00	0.00	100.00
=====							
*****TOTAL FOR FUND-SCC 200 9327 (ORCHESTRA):							
3,000.00	0.00	3,000.00	0.00	0.00	3,000.00	0.00	100.00
=====							
*****TOTAL FOR FUND-SCC 200 9330 (SCIENCE OLYMPIAD CLUB):							
6,120.00	0.00	6,120.00	1,096.00	621.00	5,024.00	0.00	100.00
=====							
*****TOTAL FOR FUND-SCC 200 9332 (SPANISH CLUB):							
5,280.00	0.00	5,280.00	572.73	316.93	4,707.27	0.00	100.00
=====							
*****TOTAL FOR FUND-SCC 200 9333 (STUDENT COUNCIL):							
40,000.00	0.00	40,000.00	15,031.25	4,946.79	24,968.75	0.00	100.00
=====							
*****TOTAL FOR FUND-SCC 200 9335 (LATIN CLUB):							
5,500.00	0.00	5,500.00	0.00	0.00	5,500.00	0.00	100.00
=====							

Date: 11/08/19
Time: 12:41 pm

MEDINA CITY SCHOOL DISTRICT
Appropriation Account Summary
SORTED BY FUND-SCC

Page: 12
(APPSUM)

FYTD Appropriated	Prior FY Carryover Encumbrances	FYTD Expendable	FYTD Actual Expenditures	MTD Actual Expenditures	Current Encumbrances	FYTD Unencumbered Balance	FYTD Percent Exp/Enc
*****TOTAL FOR FUND-SCC 200 9337 (AMERICAN SIGN LANGUAGE CLUB):							
150.00	0.00	150.00	0.00	0.00	150.00	0.00	100.00
=====							
*****TOTAL FOR FUND-SCC 200 9339 (SPEECH/DEBATE CLUB):							
29,000.00	17,017.44	46,017.44	4,967.06	2,788.85	25,667.80	15,382.58	66.57
=====							
*****TOTAL FOR FUND-SCC 200 9340 (S. A. D. D.):							
1,000.00	0.00	1,000.00	0.00	0.00	1,000.00	0.00	100.00
=====							
*****TOTAL FOR FUND-SCC 200 9346 (PENGUIN BOWL/NOSE):							
400.00	0.00	400.00	0.00	0.00	400.00	0.00	100.00
=====							
*****TOTAL FOR FUND-SCC 200 9350 (TECHNOLOGY CLUB):							
1,800.00	0.00	1,800.00	892.43	295.43	804.57	103.00	94.28
=====							
*****TOTAL FOR FUND-SCC 200 9352 (VIDEO CLUB - SR HI):							
6,000.00	5,725.45	11,725.45	3,061.67	0.00	0.00	8,663.78	26.11
=====							
*****TOTAL FOR FUND-SCC 200 9353 (CHINESE CLUB):							
100.00	100.00	200.00	0.00	0.00	100.00	100.00	50.00
=====							
*****TOTAL FOR FUND-SCC 200 9355 (GENDER AND SEXUALITY ALLIANCE):							
800.00	0.00	800.00	0.00	0.00	800.00	0.00	100.00
=====							
*****TOTAL FOR FUND-SCC 200 9380 (V O F T):							
8,000.00	0.00	8,000.00	0.00	0.00	8,000.00	0.00	100.00
=====							
*****TOTAL FOR FUND-SCC 200 9419 (CLASS OF 2019):							
3,253.33	0.00	3,253.33	0.00	0.00	3,253.33	0.00	100.00
=====							

Date: 11/08/19
Time: 12:41 pm

MEDINA CITY SCHOOL DISTRICT
Appropriation Account Summary
SORTED BY FUND-SCC

Page: 13
(APPSUM)

FYTD Appropriated	Prior FY Carryover Encumbrances	FYTD Expendable	FYTD Actual Expenditures	MTD Actual Expenditures	Current Encumbrances	FYTD Unencumbered Balance	FYTD Percent Exp/Enc
*****TOTAL FOR FUND-SCC 200 9420 (CLASS OF 2020):							
13,497.68	6,773.64	20,271.32	788.37	389.60	5,981.63	13,501.32	33.40
=====							
*****TOTAL FOR FUND-SCC 200 9421 (CLASS OF 2021):							
45,000.00	0.00	45,000.00	105.84	0.00	44,894.16	0.00	100.00
=====							
*****TOTAL FOR FUND-SCC 200 9422 (CLASS OF 2022):							
4,900.00	0.00	4,900.00	0.00	0.00	4,900.00	0.00	100.00
=====							
*****TOTAL FOR FUND-SCC 200 9423 (CLASS OF 2023):							
1,900.00	0.00	1,900.00	0.00	0.00	1,900.00	0.00	100.00
=====							
*****TOTAL FOR FUND-SCC 300 0000 (ATHLETIC FUND):							
401,200.00	21,201.51	422,401.51	143,283.51	36,582.76	97,300.97	181,817.03	56.96
=====							
*****TOTAL FOR FUND-SCC 300 9110 (GARFIELD FIELD TRIPS):							
10,000.00	366.34	10,366.34	1,038.12-	917.45-	500.00	10,904.46	5.19-
=====							
*****TOTAL FOR FUND-SCC 300 9120 (CANAVAN FIELD TRIP):							
10,695.00	915.00	11,610.00	6,208.10	5,801.14	450.00	4,951.90	57.35
=====							
*****TOTAL FOR FUND-SCC 300 9130 (FENN FIELD TRIPS):							
10,000.00	0.00	10,000.00	4,845.00	0.00	1,948.50	3,206.50	67.94
=====							
*****TOTAL FOR FUND-SCC 300 9140 (HERITAGE FIELD TRIPS):							
7,500.00	61.00	7,561.00	4,505.00	4,505.00	300.00	2,756.00	63.55
=====							
*****TOTAL FOR FUND-SCC 300 9160 (BLAKE FIELD TRIPS):							
11,000.00	396.00	11,396.00	1,048.66	580.66	693.52	9,653.82	15.29
=====							

Date: 11/08/19
Time: 12:41 pm

MEDINA CITY SCHOOL DISTRICT
Appropriation Account Summary
SORTED BY FUND-SCC

Page: 14
(APPSUM)

FYTD Appropriated	Prior FY Carryover Encumbrances	FYTD Expendable	FYTD Actual Expenditures	MTD Actual Expenditures	Current Encumbrances	FYTD Unencumbered Balance	FYTD Percent Exp/Enc
*****TOTAL FOR FUND-SCC 300 9170 (WAITE FIELD TRIPS):							
30,000.00	0.00	30,000.00	7,487.00	1,197.00	1,499.00	21,014.00	29.95
=====							
*****TOTAL FOR FUND-SCC 300 9180 (NORTHROP FIELD TRIPS):							
10,000.00	1,500.00	11,500.00	2,257.32	2,257.32	8,668.68	574.00	95.01
=====							
*****TOTAL FOR FUND-SCC 300 9201 (CLAGGETT MIDDLE SCH. BAND FUND):							
38,000.00	5,960.00	43,960.00	7,089.56	7,031.33	29,178.28	7,692.16	82.50
=====							
*****TOTAL FOR FUND-SCC 300 9208 (CLAGGETT - 6TH GRADE TRIPS):							
111,500.00	0.00	111,500.00	101,696.00	101,696.00	2,500.00	7,304.00	93.45
=====							
*****TOTAL FOR FUND-SCC 300 9250 (ROOT M.S. BAND FUND):							
35,150.00	0.00	35,150.00	7,350.46	6,975.16	25,979.86	1,819.68	94.82
=====							
*****TOTAL FOR FUND-SCC 300 9253 (ROOT M.S. BEEHIVE):							
850.00	0.00	850.00	90.70	0.00	109.30	650.00	23.53
=====							
*****TOTAL FOR FUND-SCC 300 9258 (ROOT - DISTRICT SUPERVISED ACTIVITIES):							
159,495.00	0.00	159,495.00	121,926.00	6,226.00	7,632.00	29,937.00	81.23
=====							
*****TOTAL FOR FUND-SCC 300 9301 (BOWLING CLUB):							
4,000.00	0.00	4,000.00	0.00	0.00	4,000.00	0.00	100.00
=====							
*****TOTAL FOR FUND-SCC 300 9302 (MENS VOLLEYBALL):							
7,600.00	0.00	7,600.00	573.00-	0.00	7,600.00	573.00	92.46
=====							
*****TOTAL FOR FUND-SCC 300 9303 (HUDDLE/SHUDDLE):							
2,700.00	1,700.00	4,400.00	336.81	270.28	2,429.72	1,633.47	62.88
=====							

Date: 11/08/19
Time: 12:41 pm

MEDINA CITY SCHOOL DISTRICT
Appropriation Account Summary
SORTED BY FUND-SCC

Page: 15
(APPSUM)

FYTD Appropriated	Prior FY Carryover Encumbrances	FYTD Expendable	FYTD Actual Expenditures	MTD Actual Expenditures	Current Encumbrances	FYTD Unencumbered Balance	FYTD Percent Exp/Enc
*****TOTAL FOR FUND-SCC 300 9304 (LINK CREW):							
5,250.00	0.00	5,250.00	1,052.25	1,052.25	4,197.75	0.00	100.00
=====							
*****TOTAL FOR FUND-SCC 300 9313 (MUSICAL):							
6,195.00	0.00	6,195.00	0.00	0.00	6,195.00	0.00	100.00
=====							
*****TOTAL FOR FUND-SCC 300 9334 (BEEHIVE CAFE):							
26,500.00	0.00	26,500.00	3,836.25	1,361.80	22,663.75	0.00	100.00
=====							
*****TOTAL FOR FUND-SCC 300 9410 (SPARKLE CHEERLEADING):							
8,850.00	0.00	8,850.00	299.78	210.42	4,200.22	4,350.00	50.85
=====							
*****TOTAL FOR FUND-SCC 401 9010 (AUXILIARY FUNDS/ST FRANCIS):							
381,577.92	0.00	381,577.92	53,552.04	44,679.04	5,906.97	322,118.91	15.58
=====							
*****TOTAL FOR FUND-SCC 401 9019 (AUXILIARY FUNDS/ST FRANCIS):							
26,369.44	51,073.24	77,442.68	70,990.76	392.51	0.00	6,451.92	91.67
=====							
*****TOTAL FOR FUND-SCC 401 9020 (AUX FUNDS NURTURY):							
13,892.24	0.00	13,892.24	0.00	0.00	0.00	13,892.24	0.00
=====							
*****TOTAL FOR FUND-SCC 401 9030 (AUX FUNDS MCA):							
188,010.48	0.00	188,010.48	82,035.85	23,659.01	20,609.02	85,365.61	54.60
=====							
*****TOTAL FOR FUND-SCC 401 9039 (AUX FUNDS MCA):							
0.00	18,012.09	18,012.09	17,025.84	0.00	0.00	986.25	94.52
=====							
*****TOTAL FOR FUND-SCC 401 9049 (AUX FUNDS KIDS COUNTRY):							
6.16	10,115.30	10,121.46	10,047.87	0.00	0.00	73.59	99.27
=====							

Date: 11/08/19
Time: 12:41 pm

MEDINA CITY SCHOOL DISTRICT
Appropriation Account Summary
SORTED BY FUND-SCC

Page: 16
(APPSUM)

FYTD Appropriated	Prior FY Carryover Encumbrances	FYTD Expendable	FYTD Actual Expenditures	MTD Actual Expenditures	Current Encumbrances	FYTD Unencumbered Balance	FYTD Percent Exp/Enc
*****TOTAL FOR FUND-SCC 451 9010 (CONNECTIVITY):							
19,800.00	0.00	19,800.00	0.00	0.00	0.00	19,800.00	0.00
=====							
*****TOTAL FOR FUND-SCC 451 9019 (CONNECTIVITY):							
0.00	19,680.00	19,680.00	19,680.00	0.00	0.00	0.00	100.00
=====							
*****TOTAL FOR FUND-SCC 467 9020 (FOUNDATION - STUDENT WELLNESS AND SUCCESS):							
385,856.00	0.00	385,856.00	0.00	0.00	0.00	385,856.00	0.00
=====							
*****TOTAL FOR FUND-SCC 499 9019 (SCHOOL SAFETY):							
37,148.75	0.00	37,148.75	37,148.75	0.00	0.00	0.00	100.00
=====							
*****TOTAL FOR FUND-SCC 516 9019 (TITLE VI-B):							
371,430.56	6,410.04	377,840.60	203,985.26	0.00	0.00	173,855.34	53.99
=====							
*****TOTAL FOR FUND-SCC 516 9020 (TITLE VI-B):							
1,537,872.16	0.00	1,537,872.16	287,943.18	116,550.45	82,251.68	1,167,677.30	24.07
=====							
*****TOTAL FOR FUND-SCC 551 9110 (TITLE III LEP):							
9,368.20	0.00	9,368.20	0.00	0.00	0.00	9,368.20	0.00
=====							
*****TOTAL FOR FUND-SCC 551 9120 (TITLE III LEP):							
8,468.20	0.00	8,468.20	0.00	0.00	0.00	8,468.20	0.00
=====							
*****TOTAL FOR FUND-SCC 572 9019 (TITLE I):							
200,082.08	302.23	200,384.31	86,421.63	0.00	0.00	113,962.68	43.13
=====							
*****TOTAL FOR FUND-SCC 572 9020 (TITLE I):							
564,664.84	0.00	564,664.84	94,046.48	40,159.45	3,738.27	466,880.09	17.32
=====							

Date: 11/08/19
Time: 12:41 pm

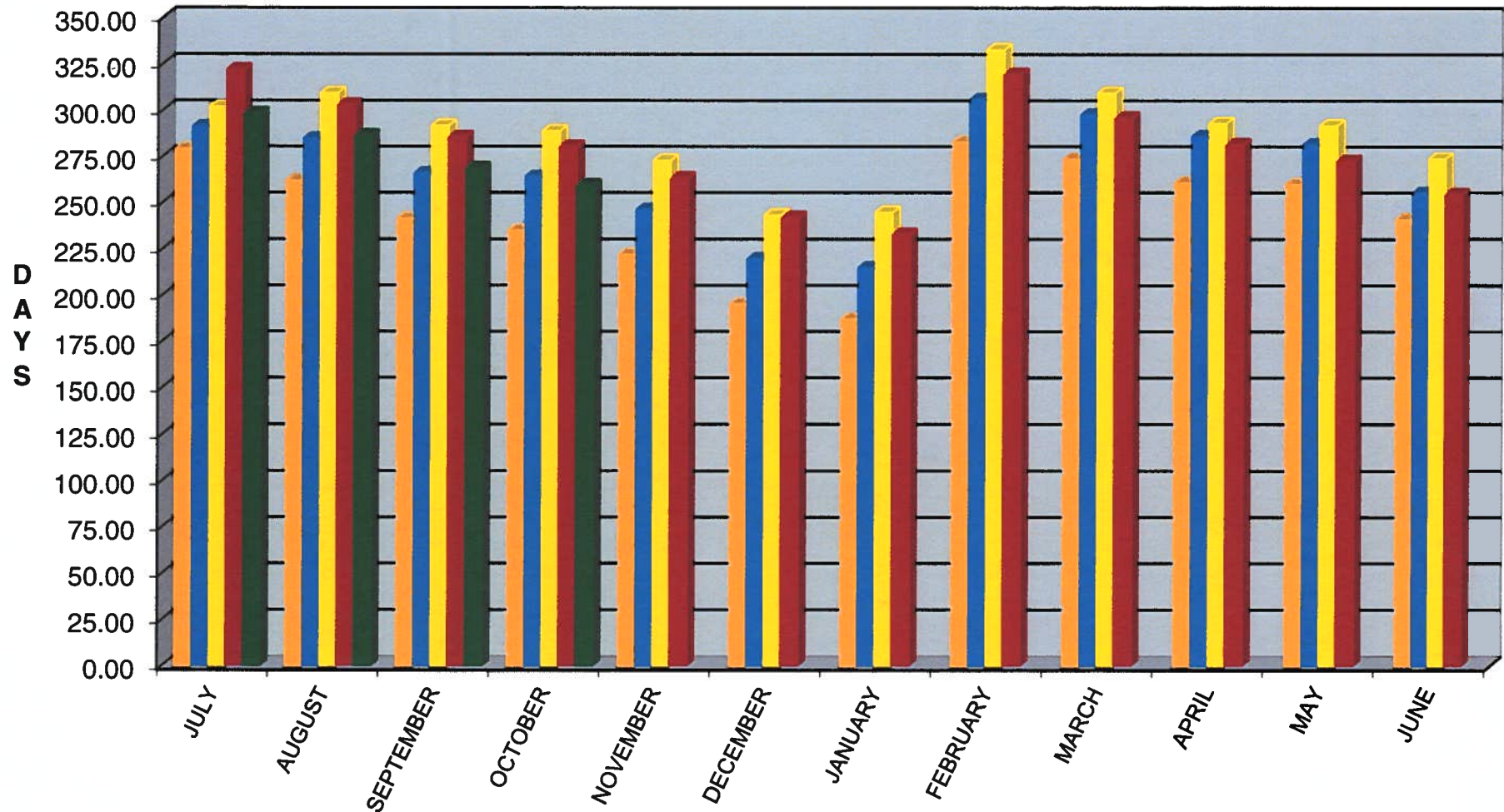
MEDINA CITY SCHOOL DISTRICT
Appropriation Account Summary
SORTED BY FUND-SCC

Page: 17
(APPSUM)

FYTD Appropriated	Prior FY Carryover Encumbrances	FYTD Expendable	FYTD Actual Expenditures	MTD Actual Expenditures	Current Encumbrances	FYTD Unencumbered Balance	FYTD Percent Exp/Enc
*****TOTAL FOR FUND-SCC 572 9119 (TITLE I-D):							
95,207.66	9,526.19	104,733.85	20,470.47	0.00	0.00	84,263.38	19.55
=====							
*****TOTAL FOR FUND-SCC 572 9120 (TITLE I-D):							
136,312.55	0.00	136,312.55	6,869.99	683.58	0.00	129,442.56	5.04
=====							
*****TOTAL FOR FUND-SCC 587 9019 (PRESCHOOL):							
5,382.83	131.48	5,514.31	3,009.77	0.00	0.00	2,504.54	54.58
=====							
*****TOTAL FOR FUND-SCC 587 9020 (PRESCHOOL):							
41,231.31	0.00	41,231.31	8,086.91	3,978.01	310.65	32,833.75	20.37
=====							
*****TOTAL FOR FUND-SCC 587 9120 (6B RESTORATION - PRESCHOOL RESTORATION):							
13,565.52	0.00	13,565.52	0.00	0.00	0.00	13,565.52	0.00
=====							
*****TOTAL FOR FUND-SCC 590 9019 (TITLE II-A):							
64,777.32	41,141.13	105,918.45	31,560.82	0.00	0.00	74,357.63	29.80
=====							
*****TOTAL FOR FUND-SCC 590 9020 (TITLE II-A):							
156,730.11	0.00	156,730.11	13,874.47	9,821.29	44,120.83	98,734.81	37.00
=====							
*****TOTAL FOR FUND-SCC 599 9019 (TITLE IV-A STUDENT SUPPORT AND ACADEMIC ENR):							
18,197.27	15,509.72	33,706.99	9,013.04	0.00	0.00	24,693.95	26.74
=====							
*****TOTAL FOR FUND-SCC 599 9020 (TITLE IV-A STUDENT SUPPORT AND ACADEMIC ENR):							
42,984.53	0.00	42,984.53	6,619.59	2,606.22	0.00	36,364.94	15.40
=====							
*****GRAND TOTALS:							
114,918,273.96	2,309,296.23	117,227,570.19	36,234,462.20	7,976,305.37	13,398,921.06	67,594,186.93	42.34
=====							

GENERAL FUND-TRUE DAYS CASH

Includes Emergency Levy



FY2016

FY2017

FY2018

FY2019

FY2020