

Medina City Schools

General Fund Analysis

October 31, 2015

	2015-2016 Original Estimate (1)	Y-T-D Actual July 2015 - June 2016 (2)	Percent	Variance (3)
Beginning Balance - July 1, 2015		39,987,169.11		0.00
General Fund	32,985,704.11			
Other Funds - Emergency Levy	7,001,465.00			
Revenue	<u>75,138,607.00</u>	<u>32,914,542.10</u>	<u>43.8%</u>	<u>42,224,064.90</u>
	75,138,607.00	32,914,542.10		42,224,064.90
Expenditures	71,374,149.00	24,699,579.47	34.6%	46,674,569.53
Encumbrance	600,000.00	2,246,960.58		-1,646,960.58
	<u>71,974,149.00</u>	<u>26,946,540.05</u>		<u>45,027,608.95</u>
Ending Balance - June 30, 2016	43,151,627.11	45,955,171.16		-2,803,544.05

Original Estimate revenue, expenditure and encumbrance taken from May 2015 five-year forecast.
Includes November 2013 Emergency Levy

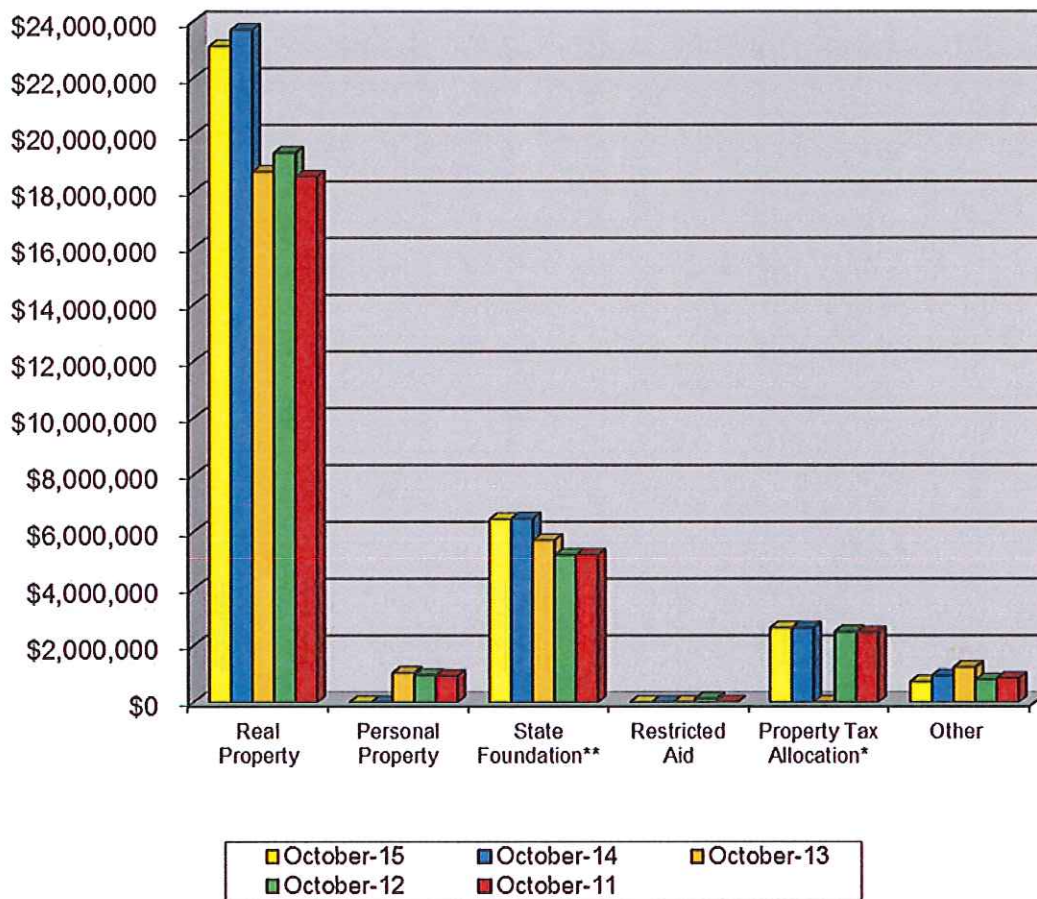
General Fund Summary

October 2015

Revenues

1. Real Property Taxes – Total Real Property Taxes received from the beginning of the fiscal year until October 31, 2015 is \$23,122,949.94. This is a decrease of 2.5% below last year's taxes received at this time and is mainly due to higher first half payments of taxes. (\$2,889.71) was collected in October. However, this amount will be credited back in November.
2. Personal Property Taxes – Total Personal Property Taxes received from the beginning of the fiscal year until October 31, 2015 is \$-0-. These monies were distributed in the past upon settlement from the County Auditor. These monies no longer exist except if the auditor collects on delinquencies. The monies listed over the prior years were Public Utility real property and are being listed with the real property receipts and are figured in the percentage over/under. The amounts listed are for purposes of maintaining the five-year history.
3. State Foundation – State Foundation monies received from the State of Ohio from the beginning of the fiscal year until October 31, 2015 total \$6,444,571.07. This is a decrease of 2.8% below last year's foundation money received at this time. This includes \$176,512.67 in Casino revenues for the year. The current decrease is due to payment based upon 14-15 funding formula and will be updated after the October count of Students is adjusted. \$1,634,839.94 was collected in October.
4. Restricted Aid – Restricted Aid monies are for Career Tech funding. Monies received from the beginning of the fiscal year until October 31, 2015 total \$2,134.60. These funds are based upon the 14-15 funding and will be updated following the October count of Students. \$584.09 was collected in October.
5. Homestead and Rollback – Monies received from the State of Ohio from the beginning of the fiscal year until October 31, 2015 total \$2,621,862.75. Receipts are based upon the real property taxes collected and Homestead filings with the County Auditor. These revenues also include monies for personal property tax loss reimbursement from the State. The State has again reduced the distribution of personal property tax loss reimbursement for the schools and will distribute these monies in November and May. \$2,621,862.75 was collected in October.
6. Other – Other monies received from the beginning of the fiscal year until October 31, 2015 total \$723,023.74. This is a decrease of 22.5% below last year at this time and is due to Kindergarten Tuition, Rent, Miscellaneous Revenues and Field Trip Revenue. \$106,594.68 was collected in October.

General Fund Revenue



	October-15	October-14	October-13	October-12	October-11	Current Forecast	
Real Property	\$23,122,950	\$23,705,250	\$18,693,602	\$19,361,158	\$18,513,796	\$48,562,736	
Personal Property	\$0	\$0	\$1,036,985	\$956,682	\$924,979	\$0	
State Foundation**	\$6,444,571	\$6,467,170	\$5,703,727	\$5,187,271	\$5,185,583	\$20,131,627	**
Restricted Aid	\$2,135	\$2,116	\$11,370	\$130,702	\$11,370	\$79,786	
Property Tax Allocation*	\$2,621,863	\$2,614,326	\$10,454	\$2,486,014	\$2,454,579	\$7,451,893	*
Other	\$723,024	\$933,518	\$1,232,319	\$791,928	\$843,817	\$1,957,363	
Total	\$32,914,542	\$33,722,380	\$26,688,457	\$28,913,755	\$27,934,124	\$78,183,405	
State %	27.6%	26.9%	21.5%	27.0%	27.4%		

* Includes Homestead/Rollback, Tangible Personal Property Tax Fixed Rate Loss Reimbursement and Electric Deregulation.

** Includes Casino Revenue in State Foundation beginning January 2013 and Economic Disadvantaged Funding in November 2013.

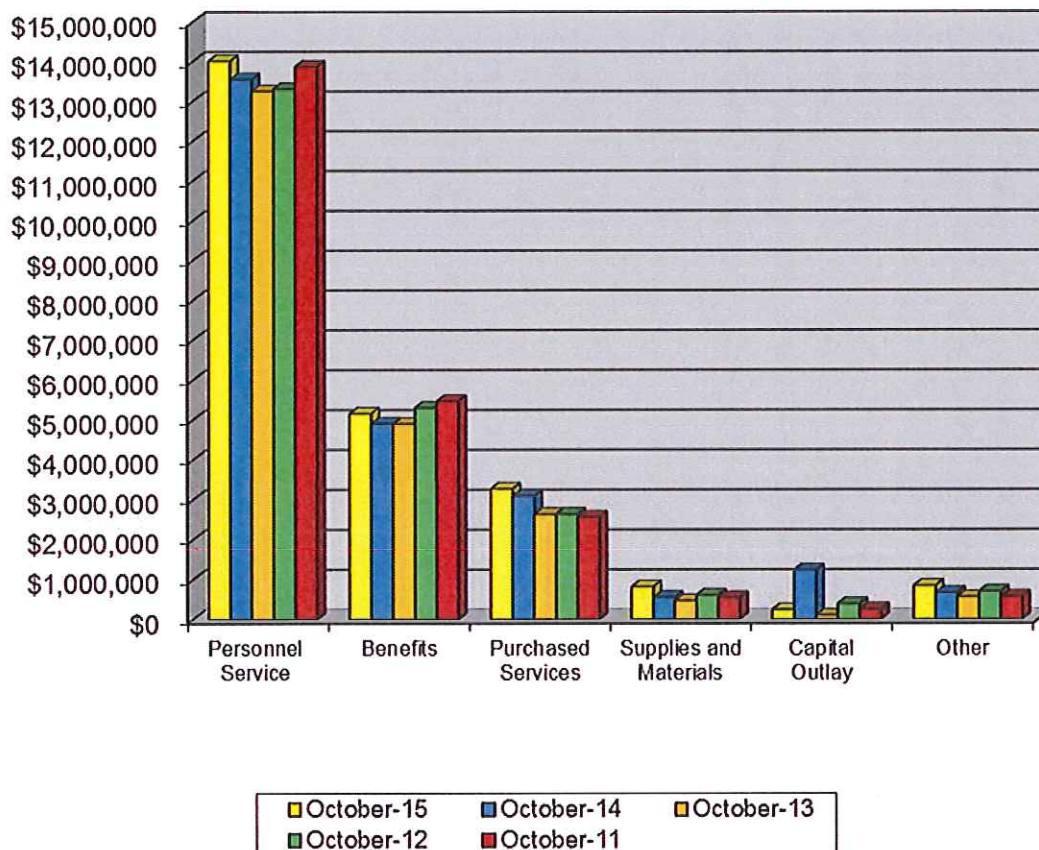
General Fund Summary

October 2015

Expenditures

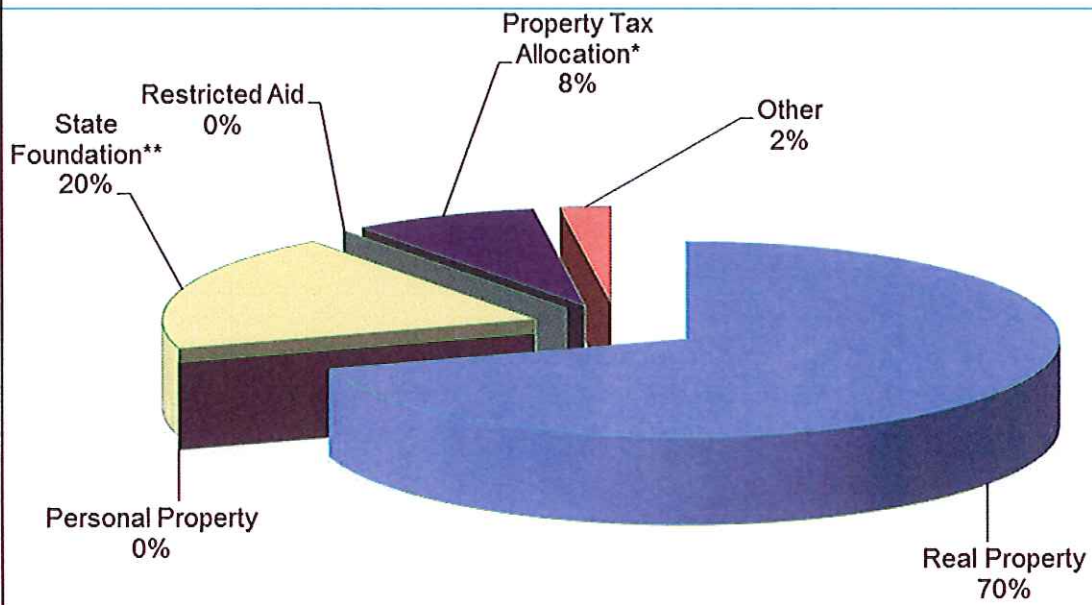
1. Personnel Services– The costs for personnel services for the School District from the beginning of the fiscal year until October 31, 2015 was \$14,016,230.86. This was an increase of 3.4% above last year at this time and is due personnel increases. \$3,146,447.65 was spent in October.
2. Benefits – The cost for benefits for the School District from the beginning of the fiscal year until October 31, 2015 was \$5,156,988.35. This was an increase of 5.1% above last year at this time and is also due to increase of personnel and prepayments as opposed to last year. \$1,237,083.48 was spent in October.
3. Purchased Services – The cost for purchased services for the district from the beginning of the fiscal year until October 31, 2015 total \$3,270,900.15. This was a 5.7% increase above last year at this time. \$697,140.90 was spent in October. Professional Services, Rental/Maintenance/Repair, Garbage Removal, Property and Fleet Insurance, Electricity, Tuition, Open Enrollment and Other Tuition account for the increase.
4. Supplies and Materials – The cost for supplies and materials for the district from the beginning of the fiscal year until October 31, 2015 total \$818,218.22. This was a 46.5% increase above last year at this time. \$185,878.56 was spent in October. Textbooks, Library Books, and Electronic Subscriptions accounted for this increase.
5. Capital Outlay – The cost for capital outlay for the district from the beginning of the fiscal year until October 31, 2015 total \$243,569.50. This was a 80.3% decrease below last year at this time and was mainly due to the purchase of computers and other instructional equipment in the prior year. \$18,812.68 was spent in October.
6. Other – The cost of other expenditures excluding transfers for the district was \$844,941.14 for the fiscal year until October 31, 2015. This was a 26.4% increase above last year at this time. \$159,410.83 was spent in October. Auditor/Treasurer Fees, Technology License Fees, and County Board Services make up the majority of this increase.

General Fund Expenditures

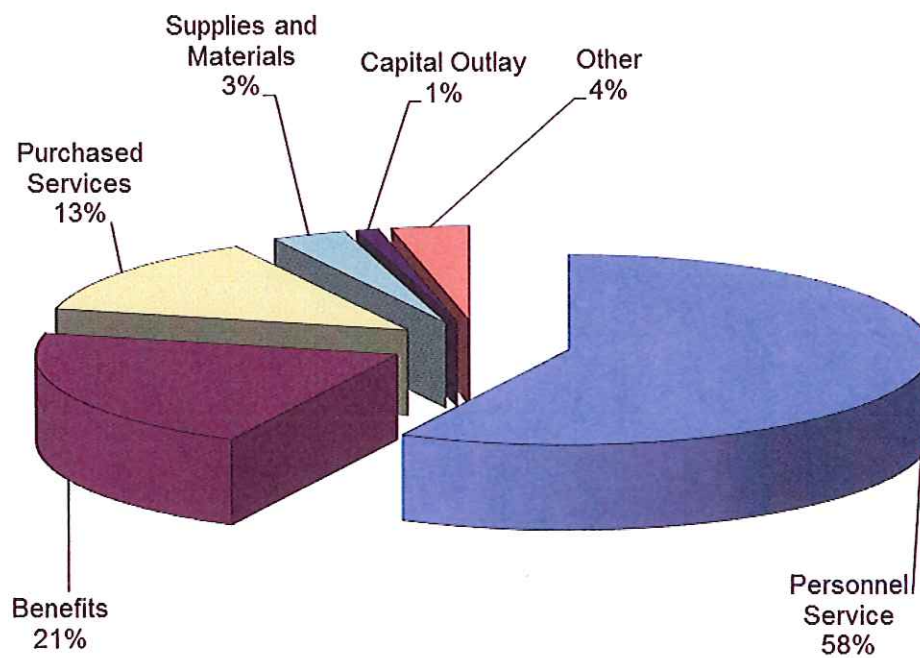


	October-15	October-14	October-13	October-12	October-11	Current Forecast
Personnel Service	\$14,016,231	\$13,559,502	\$13,257,892	\$13,312,054	\$13,870,554	\$41,785,546
Benefits	\$5,156,988	\$4,906,698	\$4,897,834	\$5,304,278	\$5,467,295	\$15,060,635
Purchased Services	\$3,270,900	\$3,095,918	\$2,634,583	\$2,638,966	\$2,565,245	\$8,297,013
Supplies and Materials	\$818,218	\$558,490	\$470,951	\$608,210	\$543,594	\$1,998,538
Capital Outlay	\$243,570	\$1,236,759	\$102,405	\$389,324	\$258,486	\$1,079,136
Other	\$844,941	\$668,337	\$560,492	\$700,583	\$571,297	\$1,754,324
Transfers and Adv., Etc.	\$348,731	\$307,538	\$0	\$0	\$1,500	\$496,731
Other than Debt						
Total	\$24,699,579	\$24,333,242	\$21,924,157	\$22,953,415	\$23,277,971	\$70,471,923

Current General Fund Revenue



Current General Fund Expenditures



				Balance
				3,304,779.19
Bank Balance - Regular Account				
Financial Checks Outstanding	356,221.68			
Petty Cash				
Worker Comp Outstanding	302.90			
Payroll Checks Outstanding	47,236.91			
	(403,761.49)			2,901,017.70
Investments:				
Sweep Account	1,270,000.00			
Redtree Investments	22,218,932.83			
T. Rowe - Collins	394,297.46		644,399.00	
T. Rowe - Bushman	0.00	394,297.46	4,873.30	
Seudder - Collins	250,101.54		649,272.30	
Seudder - Bushman	4,873.30	254,974.84		
Kenehl Stocks (reduced by \$11,637.50 - stock converted to cash)	7,112.28	649,272.30		
Star Ohio (22923)	6,798,200.20			
	0.00	6,798,200.20		
Star Plus 104791113939	23,562,226.69			
Fifth Third	10,000,000.00			
Total	64,505,744.30	64,505,744.30		67,406,762.00
Adjustments				
Deposits in Transit	3,255.53			
Expenses not posted	0.00			
Other adjustments (see below)	(6,316.25)			
Total	(3,060.72)			67,403,701.28
MCSD Balance				67,403,701.28
Difference Between Bank vs. Book				0.00

MEDINA CITY SCHOOLS

SALES TAX UPDATE

Date	Sales Tax Description	Receipts	Expenditures	Balance
July 1, 2015	Beginning Balance (071) Sales Tax and (002-9012) Bond			\$ 2,509,029.43
July	Annual Admin Fee for COPS 2008		\$1,250.00	\$ 2,507,779.43
	Blueprint Bids - Latex Track Resurfacing		(\$55.00)	\$ 2,507,834.43
	District Wide Phone System		\$136,298.59	\$ 2,371,535.84
	Root Gutter, Downspout and Masonry Repairs		\$115,425.00	\$ 2,256,110.84
	Sales Tax Distribution	\$659,303.65		\$ 2,915,414.49
	Memorial Stadium Ticket Booth Improvement		\$1,567.50	\$ 2,913,846.99
August	Five 71 Passenger Conventional Buses		\$386,000.00	\$ 2,527,846.99
	Ella Canavan Trane Chiller Repair		\$20,936.00	\$ 2,506,910.99
	COP's Refunding Estimate Returned	\$2,664.34		\$ 2,509,575.33
	Root Gutter, Downspout and Masonry Repairs		\$80,974.89	\$ 2,428,600.44
September	Blueprints for MHS Entry Renovation and Track Resurfacing		\$64.07	\$ 2,428,536.37
	Root Gutter, Downspout and Masonry Repairs		\$66,478.41	\$ 2,362,057.96
	Demo of Wheelchair Elevatory Lift at Grace Drake		\$9,870.00	\$ 2,352,187.96
	Memorial Stadium Ticket Boot Improvement		\$1,567.50	\$ 2,350,620.46
October	Telephone Paging Interface at Claggett		\$154.00	\$ 2,350,466.46
	CD Player with Bluetooth and MP3 Jack at Claggett		\$263.00	\$ 2,350,203.46
	Labor and Material For Install of All Call System at Claggett		\$8,181.00	\$ 2,342,022.46
	Removal/Replacement of Four Windows Claggett		\$3,643.00	\$ 2,338,379.46
	District Wide New Telephone System		\$31,008.87	\$ 2,307,370.59
	Sales Tax Distribution	\$781,359.94		\$ 3,088,730.53
	Fiscal Year Totals	\$1,443,327.93	\$863,626.83	



RedTree Investment Group
 Monthly Investment Report
 Medina City School District
 US Bank Acct #001050970982
 Attn: David Chambers
 October 31, 2015

Monthly Cash Flow Activity

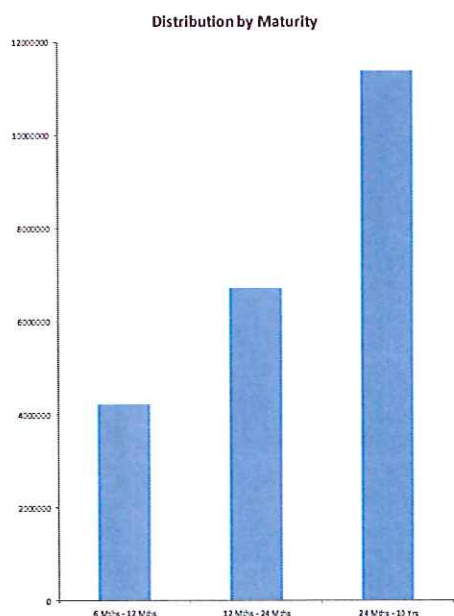
From 09-30-15 through 10-31-15

Beginning Book Value	22,191,755.95
Contributions	-
Withdrawals	-
Realized Gains/Losses	-
Gross Interest Earnings	27,176.88
Ending Book Value	22,218,932.83

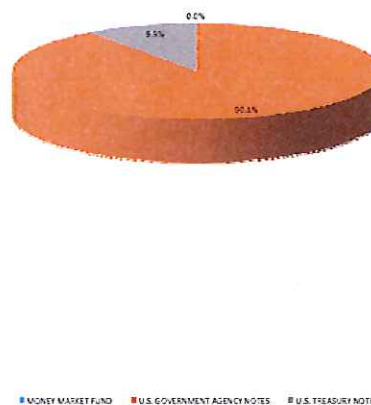
Market Value Summary

Security Type	Market Value	Pct. Assets	Avg Yield at Cost	Wght Avg Mat
Money Market Fund				
MONEY MARKET FUND	4,211.52	0.0	0.00	0.00
Fixed Income				
U.S. GOVERNMENT AGENCY NOTES	20,073,069.81	89.9	1.27	2.65
U.S. TREASURY NOTES	2,203,581.60	9.9	0.63	0.95
Accrued Interest	36,881.41	0.2		
TOTAL PORTFOLIO	22,317,744.34	100.0	1.21	2.48

Maturity Distribution



Security Type Allocation



Disclosures: RedTree's internal accounting system is used as the source of the market value of the information reported above. Although obtained from a source believed to be reliable, we cannot guarantee its accuracy. You should review all account statements provided by the custodian and compare with the statements provided by RedTree.

RedTree Investment Group
Portfolio Holdings Report
Medina City School District
US Bank Acct #001050970982
October 31, 2015



Quantity	Cusip	Security Description	Moody's	S&P	Cost Basis	Market Value	Yield at Cost	Wtd Maturity
U.S. GOVERNMENT AGENCY NOTES								
2,000,000	3130A2DK9	Federal Home Ln Bank 0.590% Due 09-12-16	Aaa	AA+	1,998,460.00	2,002,210.00	0.63	0.86
1,750,000	3133782N0	Federal Home Ln Bank 0.875% Due 03-10-17	Aaa	AA+	1,748,915.00	1,756,072.50	0.90	1.35
2,200,000	3135G0MZ3	Federal Natl Mtg Assoc 0.875% Due 08-28-17	Aaa	AA+	2,187,119.00	2,204,824.60	1.06	1.81
1,100,000	3135G0PH0	Federal Natl Mtg Assoc 1.000% Due 09-27-17	Aaa	AA+	1,099,560.00	1,099,045.20	1.02	1.88
1,650,000	3135G0PQ0	Federal Natl Mtg Assoc 0.875% Due 10-26-17	Aaa	AA+	1,642,657.50	1,652,412.30	1.03	1.97
1,655,000	3134G63H4	Federal Home Ln Mtg 1.000% Due 11-27-17	Aaa	AA+	1,655,000.00	1,658,750.23	1.00	2.04
2,025,000	3135G0TG8	Federal Natl Mtg Assoc 0.875% Due 02-08-18	Aaa	AA+	2,012,910.75	2,024,669.92	1.08	2.24
1,775,000	3136G0B75	Federal Natl Mtg Assoc 1.640% Due 09-26-19	Aaa	AA+	1,775,000.00	1,778,374.27	1.64	3.76
2,420,000	3136G2RQ2	Federal Natl Mtg Assoc 1.400% Due 10-29-19	Aaa	AA+	2,420,000.00	2,411,728.44	1.40	3.87
1,340,000	3136G2K30	Federal Natl Mtg Assoc 2.000% Due 05-27-20	Aaa	AA+	1,340,000.00	1,340,798.64	2.00	4.32
2,140,000	3134G7F48	Federal Home Ln Mtg 1.250% Due 09-30-20	Aaa	AA+	2,135,185.00	2,144,183.70	2.19	4.72
	Accrued Interest					36,242.75		
					20,014,807.25	20,109,312.56	1.27	2.65
U.S. TREASURY NOTES								
2,200,000	912828WA4	US Treasury Note 0.625% Due 10-15-16	Aaa	AA+	2,199,914.06	2,203,581.60	0.63	0.95
	Accrued Interest					638.66		
					2,199,914.06	2,204,220.26	0.63	0.95
MONEY MARKET FUND								
	USBMMF	First American Treasury Obligations Fund			4,211.52	4,211.52	0.00	
TOTAL PORTFOLIO					22,218,932.83	22,317,744.34	1.21	2.48



RedTree Investment Group
INCOME - SETTLED TRADES
Medina City School District
US Bank Acct #001050970982
Attn: David Chambers
From 10-01-15 Through 10-31-15

Ex-Date	Pay-Date	Security	Amount
U.S. GOVERNMENT AGENCY NOTES			
10-26-2015	10-26-2015	Federal Natl Mtg Assoc 0.875% Due 10-26-17	7,218.75
10-29-2015	10-29-2015	Federal Home Ln Mtg 1.700% Due 07-29-19	5,142.50
10-29-2015	10-29-2015	Federal Natl Mtg Assoc 1.375% Due 10-29-18	7,940.63
			20,301.88
U.S. TREASURY NOTES			
10-15-2015	10-15-2015	US Treasury Note 0.625% Due 10-15-16	6,875.00
			6,875.00
NET INCOME			27,176.88



RedTree Investment Group
PURCHASE AND SALE - SETTLED TRADES
Medina City School District
US Bank Acct #001050970982
Attn: David Chambers
From 10-01-15 To 10-31-15

Trade Date	Settle Date	Quantity	Security	Unit Price	Amount
PURCHASES					
10-27-2015	10-29-2015	2,420,000	Federal Natl Mtg Assoc 1.400% Due 10-29-19	100.00	2,420,000.00
					<hr/> 2,420,000.00
SALES					
10-29-2015	10-29-2015	1,210,000	Federal Home Ln Mtg 1.700% Due 07-29-19	100.00	1,210,000.00
10-29-2015	10-29-2015	1,155,000	Federal Natl Mtg Assoc 1.375% Due 10-29-18	100.00	1,155,000.00
					<hr/> 2,365,000.00



Open Date	Close Date	Quantity	Security	Cost Basis	Proceeds	Gain Or Loss	
						Short Term	Long Term
07-29-2015	10-29-2015	1,210,000	Federal Home Ln Mtg 1.700% Due 07-29-19	1,210,000.00	1,210,000.00	0.00	
04-29-2015	10-29-2015	1,155,000	Federal Natl Mtg Assoc 1.375% Due 10-29-18	1,155,000.00	1,155,000.00	0.00	
TOTAL GAINS						0.00	0.00
TOTAL LOSSES						0.00	0.00
				2,365,000.00	2,365,000.00	0.00	0.00
TOTAL REALIZED GAIN/LOSS		0.00					

ENV# CEBBNLSGBBFVNQW_BBBBB
FIFTH THIRD SECURITIES, INC.
MD 1M0B2A
5050 KINGSLEY DRIVE
CINCINNATI, OH 45263

MEDINA CITY SCHOOLS
DAVID CHAMBERS
739 WEYMOUTH RD
MEDINA OH 44256



STATEMENT FOR THE PERIOD OCTOBER 1, 2015 TO OCTOBER 31, 2015

MEDINA CITY SCHOOLS - Corporation
Account Number: 069-173415

By the courtesy of:
CARTER/SAVAGE/WEIS

For questions about your accounts:
Local: 614 744 5496
In-State: 614 744 7074
National: 888 889 1025

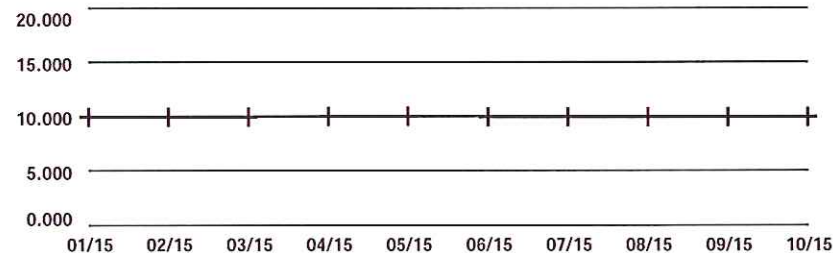
TOTAL VALUE OF YOUR PORTFOLIO **\$10,005,771.29**

FOR YOUR INFORMATION

Fifth Third Securities, Inc. Investments offered through Fifth Third Securities, Inc., member
FINRA/SIPC

CHANGE IN VALUE OF YOUR PORTFOLIO

\$ millions



Change In Value Of Your Portfolio information can be found in Miscellaneous Footnotes at the end of this statement.

Fifth Third Securities, Inc.

MN _CEBBNLSGBBFVNQW_BBBBB 20151030

Account carried with National Financial Services LLC, Member
NYSE, SIPC

Statement for the Period October 1, 2015 to October 31, 2015

MEDINA CITY SCHOOLS - Corporation
Account Number: 069-173415



Account Overview


CHANGE IN ACCOUNT VALUE	Current Period	Year-to-Date
BEGINNING VALUE	\$9,998,437.50	\$0.00
Additions and Withdrawals	\$0.00	\$9,964,514.97
Income	\$2,671.29	\$38,156.32
Taxes, Fees and Expenses	\$0.00	\$0.00
Change in Investment Value	\$4,662.50	\$3,100.00
ENDING VALUE (AS OF 10/31/15)	\$10,005,771.29	\$10,005,771.29

Refer to Miscellaneous Footnotes for more information on Change in Investment Value.

INCOME	Current Period	Year-to-Date
TAXABLE		
Taxable Dividends	\$0.04	\$53.36
Taxable Interest	\$2,671.25	\$38,102.96
TOTAL TAXABLE	\$2,671.29	\$38,156.32
TOTAL INCOME	\$2,671.29	\$38,156.32

Taxable income is determined based on information available to NFS at the time the statement was prepared, and is subject to change. Final information on taxation of interest and dividends is available on Form 1099-Div, which is mailed in February of the subsequent year.

ACCOUNT ALLOCATION



CDs 100.0%

	Percent	Prior Period	Current Period
Money Markets	0.0 %	\$0.00	\$2,671.29
CDs	100.0	\$9,998,437.50	\$10,003,100.00
TOTAL	100.0 %	\$9,998,437.50	\$10,005,771.29

Account Allocation shows the percentage that each asset class represents of your total account value. Account Allocation for equities, fixed income, and other categories may include mutual funds and may be net of short positions. NFS has made assumptions concerning how certain mutual funds are allocated. Closed-end mutual funds and Exchange Traded Products (ETPs) listed on an exchange may be included in the equity allocation. The chart may not reflect your actual portfolio allocation. Consult your broker/dealer prior to making investment decisions.

MESSAGES AND ALERTS

Please note that the FDIC insured deposit at Fifth Third Bank under the Fifth Third BD Program is not covered by SIPC. The FDIC insured deposit is eligible for FDIC insurance subject to FDIC coverage limits at the time funds are deposited at Fifth Third Bank. As referenced in the Fifth Third BD Program disclosure document, clients are responsible for monitoring their total assets at Fifth Third Bank to determine the extent of available FDIC coverage.

Statement for the Period October 1, 2015 to October 31, 2015

MEDINA CITY SCHOOLS - Corporation
Account Number: 069-173415



Holdings

NFS-provided cost basis, realized gain (loss) and holding period information may not reflect all adjustments necessary for tax purposes. Please refer to Footnotes and Cost Basis Information at the end of this statement for more information.

CASH AND CASH EQUIVALENTS - 0.03% of Total Account Value

Description	Symbol/Cusip Account Type	Quantity	Price on 10/31/15	Current Market Value	Estimated Annual Income
Money Markets					
FEDERATED US TREAS OBLIGATION INSTIT 7 DAY YIELD .01% Dividend Option Cash Capital Gain Option Cash	QTOIQ CASH	2,671.29	\$1.00	\$2,671.29	
Total Cash and Cash Equivalents				\$2,671.29	

HOLDINGS > FIXED INCOME - 99.97% of Total Account Value

ALERT: You have a fixed income position due to mature within the next 90 days.

For an explanation of fixed income pricing, please see the last page. Redemption schedule(s), bond rating(s), and other information are provided where available. If information does not appear regarding a particular investment, it is not available. The ratings on this statement are provided by Standard & Poor's and/or Moody's to rate the quality based on the respective rating agency's assessment. "Ratings information from Standard & Poor's ("S&P") may not be reproduced. S&P credit ratings are statements of opinion and are not statements of fact or recommendations to purchase, hold, or sell securities, nor do they address the suitability of securities for investment purposes, and should not be relied on as investment advice. S&P does not guarantee the accuracy, completeness, timeliness or availability of any information, including ratings, and is not responsible for errors or omissions (negligent or otherwise). S&P gives no express or implied warranties, including but not limited to any warranties of merchantability or fitness for a particular purpose or use. S&P shall not be liable for any direct, indirect, incidental, exemplary, compensatory, punitive, special or consequential damages, costs, expenses, legal fees, or losses (including lost income or profits and opportunity costs) in connection with any use of ratings."

Accrued Interest - Represents interest accumulated since the last coupon date on certain fixed income securities which may not yet have been paid by the issuer or received by NFS. There is no guarantee that the accrued interest will be paid by the issuer.

Description	Symbol/Cusip Account Type	Quantity	Estimated Price on 10/31/15	Estimated Current Market Value	Estimated Annual Income	Total Cost Basis	Unrealized Gain (Loss)
CDs							

Statement for the Period October 1, 2015 to October 31, 2015

MEDINA CITY SCHOOLS - Corporation
Account Number: 069-173415



HOLDINGS > FIXED INCOME *continued*

Description	Symbol/Cusip Account Type	Quantity	Estimated Price on 10/31/15	Estimated Current Market Value	Estimated Annual Income	Total Cost Basis	Unrealized Gain (Loss)
<p>Certificates of Deposit (CDs), including Market Indexed CDs and Market Linked CDs (collectively, MCDs) are generally shown at estimated market prices based upon a matrix or model pricing method that may not represent the actual price if sold prior to maturity. However, CDs and MCDs may be shown at face value for up to seven calendar days from date of issue if estimated market prices have not been received from a third party pricing vendor. The actual value of CDs and MCDs may be different from their purchase price. CDs and MCDs are subject to interest rate risk. The estimated market price reflected for MCDs may not be based on the actual closing value of the linked market index on the final maturity date and the market value of MCDs may not correspond directly to increases or decreases in the underlying linked market index. You may sell CDs or MCDs in the secondary market subject to market conditions. The secondary market for CDs and MCDs is generally illiquid. If sold prior to maturity, the value of MCDs may be less than the purchase amount or face value. The sale or redemption of any fixed income security prior to maturity may result in a substantial gain or loss, and an early withdrawal penalty may apply. Certain MCDs may only be redeemed on pre-specified liquidation dates and may have call features that allow the issuer to call the MCD prior to maturity. Certain Step Rate CDs are also subject to reinvestment risk if call provisions are exercised by the issuer and if a CD with a comparable rate is not available.</p> <p>See sales materials or contact your broker/dealer for additional information.</p>							
BANK INDIA NEW YORK N Y 0.35000% 01/27/2016 CD FDIC INSURED CPN PMT @ MATURITY ON JAN 27 1ST CPN DTE 01/27/2016	06278CM93 CASH	250,000	\$1.00026	\$250,065.00		\$250,000.00	\$65.00
BANK OF CHINA NY BR CD 0.35000% 01/28/2016 FDIC INSURED CPN PMT @ MATURITY ON JAN 28 1ST CPN DTE 01/28/2016	06426TCD9 CASH	250,000	\$1.00024	\$250,060.00		\$250,000.00	\$60.00
HORIZON FIN BK MUNICH ND 0.35000% 01/28/2016 CD FDIC INSURED CPN PMT @ MATURITY ON JAN 28 1ST CPN DTE 01/28/2016 Accrued Interest \$664.04	44043HAE9 CASH	250,000	\$1.00024	\$250,060.00		\$250,000.00	\$60.00
STANDARD BK & TR CO IL 0.35000% 01/28/2016 CD FDIC INSURED CPN PMT @ MATURITY ON JAN 28 1ST CPN DTE 01/28/2016 Accrued Interest \$664.04	853117PL7 CASH	250,000	\$1.00024	\$250,060.00		\$250,000.00	\$60.00

Fifth Third Securities, Inc.

Account carried with National Financial Services LLC, Member
NYSE, SIPC

MN _CEBBNLSGBBFVNQW_BBBBB 20151030

Statement for the Period October 1, 2015 to October 31, 2015

MEDINA CITY SCHOOLS - Corporation
Account Number: 069-173415



HOLDINGS > FIXED INCOME *continued*

Description	Symbol/Cusip Account Type	Quantity	Estimated Price on 10/31/15	Estimated Current Market Value	Estimated Annual Income	Total Cost Basis	Unrealized Gain (Loss)
SUMMIT CMNTY BK MOOREFIELD WV 0.30000% 01/28/2016 CD FDIC INSURED CPN PMT MONTHLY Next Interest Payable: 11/28/15 Estimated Yield 0.30% Accrued Interest \$8.22	86604XKF2 CASH	250,000	\$1.00012	\$250,030.00	\$750.00	\$250,000.00	\$30.00
FIRST MO ST BK CAPE CNTY CAPE 0.35000% 01/29/2016 CD FDIC INSURED CPN PMT @ MATURITY ON JAN 29 1ST CPN DTE 01/29/2016 Accrued Interest \$659.25	32100LAV7 CASH	250,000	\$1.00024	\$250,060.00		\$250,000.00	\$60.00
GUILFORD SAVINGS BANK 0.35000% 01/29/2016 CD FDIC INSURED CPN PMT @ MATURITY ON JAN 29 1ST CPN DTE 01/29/2016 Accrued Interest \$659.25	401834AC0 CASH	250,000	\$1.00024	\$250,060.00		\$250,000.00	\$60.00
MAHOPAC NATL BK N Y CD 0.35000% 01/29/2016 FDIC INSURED CPN PMT @ MATURITY ON JAN 29 1ST CPN DTE 01/29/2016 Accrued Interest \$659.25	560160AR4 CASH	250,000	\$1.00024	\$250,060.00		\$250,000.00	\$60.00
UNITED BK VERNON ROCKVILLE CT 0.35000% 02/02/2016 CD FDIC INSURED CPN PMT @ MATURITY ON FEB 02 1ST CPN DTE 02/02/2016 Accrued Interest \$652.05	909552AS0 CASH	250,000	\$1.00023	\$250,057.50		\$250,000.00	\$57.50
BANK BARODA NEW YORK N Y 0.40000% 02/03/2016 CD FDIC INSURED CPN PMT @ MATURITY ON FEB 03 1ST CPN DTE 02/03/2016	06062AH51 CASH	250,000	\$1.00035	\$250,087.50		\$250,000.00	\$87.50

Statement for the Period October 1, 2015 to October 31, 2015

MEDINA CITY SCHOOLS - Corporation
Account Number: 069-173415



HOLDINGS > FIXED INCOME *continued*

Description	Symbol/Cusip Account Type	Quantity	Estimated Price on 10/31/15	Estimated Current Market Value	Estimated Annual Income	Total Cost Basis	Unrealized Gain (Loss)
APPLE BK FOR SVGS N Y 0.35000% 02/04/2016 CD FDIC INSURED CPN PMT @ MATURITY ON FEB 04 1ST CPN DTE 02/04/2016 Accrued Interest \$647.26	03784JFC3 CASH	250,000	\$1.0003	\$250,075.00		\$250,000.00	\$75.00
ENTERPRISE BK & TR LOWELL MASS 0.40000% 02/04/2016 CD FDIC INSURED CPN PMT MONTHLY Next Interest Payable: 11/04/15 Estimated Yield 0.40% Accrued Interest \$76.71	29367ACU5 CASH	250,000	\$1.00035	\$250,087.50	\$1,000.00	\$250,000.00	\$87.50
SANTANDER BK NATL ASSN 0.50000% 02/04/2016 CD FDIC INSURED CPN PMT @ MATURITY ON FEB 04 1ST CPN DTE 02/04/2016 Accrued Interest \$924.66	80280JDH1 CASH	250,000	\$1.0006	\$250,150.00		\$250,000.00	\$150.00
BANK HOLLAND MICH CD 0.35000% 02/05/2016 FDIC INSURED CPN PMT MONTHLY Next Interest Payable: 11/06/15 Estimated Yield 0.35% Accrued Interest \$62.33	062649A65 CASH	250,000	\$1.00028	\$250,070.00	\$875.00	\$250,000.00	\$70.00
PACIFIC WESTN BK CA CD 0.25000% 02/05/2016 FDIC INSURED CPN PMT MONTHLY Next Interest Payable: 11/06/15 Estimated Yield 0.25% Accrued Interest \$44.52	69506YBU2 CASH	250,000	\$1.00028	\$250,070.00	\$625.00	\$250,000.00	\$70.00
HARDIN CNTY BK SAVANNAH TENN 0.35000% 02/12/2016 CD FDIC INSURED CPN PMT MONTHLY Next Interest Payable: 11/12/15 Estimated Yield 0.35% Accrued Interest \$47.95	411822BQ1 CASH	250,000	\$1.00029	\$250,072.50	\$875.00	\$250,000.00	\$72.50

Fifth Third Securities, Inc.

Account carried with National Financial Services LLC, Member
NYSE, SIPC

MN _CEBBNLSGBBFVNQW_BBBBB 20151030

Statement for the Period October 1, 2015 to October 31, 2015

MEDINA CITY SCHOOLS - Corporation
Account Number: 069-173415



HOLDINGS > FIXED INCOME *continued*

Description	Symbol/Cusip Account Type	Quantity	Estimated Price on 10/31/15	Estimated Current Market Value	Estimated Annual Income	Total Cost Basis	Unrealized Gain (Loss)
BANK RHODE IS PROVIDENCE RI 0.75000% 01/23/2017 CD FDIC INSURED CPN PMT MONTHLY Next Interest Payable: 11/23/15 Estimated Yield 0.74% Accrued Interest \$46.23 Adjusted Cost Basis	064577CB3 CASH	250,000	\$1.00339	\$250,847.50	\$1,875.00	\$250,000.00	
						\$250,000.00	D \$847.50
BROOKLINE BK MASS CD 0.75000% 01/23/2017 FDIC INSURED CPN PMT MONTHLY Next Interest Payable: 11/23/15 Estimated Yield 0.74% Accrued Interest \$46.23 Adjusted Cost Basis	11373QAS7 CASH	250,000	\$1.00339	\$250,847.50	\$1,875.00	\$250,000.00	
						\$250,000.00	D \$847.50
FIRST IPSWICH BANCORP 0.75000% 01/23/2017 CD FDIC INSURED CPN PMT MONTHLY Next Interest Payable: 11/23/15 Estimated Yield 0.74% Accrued Interest \$46.23 Adjusted Cost Basis	320637AF8 CASH	250,000	\$1.00303	\$250,757.50	\$1,875.00	\$250,000.00	
						\$250,000.00	D \$757.50
SOUTHWEST BK FT WORTH TEX 0.75000% 01/27/2017 CD FDIC INSURED CPN PMT MONTHLY Next Interest Payable: 11/27/15 Estimated Yield 0.74% Accrued Interest \$25.68 Adjusted Cost Basis	844772AZ6 CASH	250,000	\$1.00334	\$250,835.00	\$1,875.00	\$250,000.00	
						\$250,000.00	D \$835.00
BIDDEFORD SVGS BANK CD 0.70000% 01/30/2017 FDIC INSURED CPN PMT MONTHLY Next Interest Payable: 11/30/15 Estimated Yield 0.69% Accrued Interest \$19.18 Adjusted Cost Basis	08883AAS1 CASH	250,000	\$1.0033	\$250,825.00	\$1,750.00	\$250,000.00	
						\$250,000.00	D \$825.00

Fifth Third Securities, Inc.

Account carried with National Financial Services LLC, Member
NYSE, SIPC

MN _CEBBNLSGBBFVNQW_BBBBB 20151030

Statement for the Period October 1, 2015 to October 31, 2015

MEDINA CITY SCHOOLS - Corporation
Account Number: 069-173415



HOLDINGS > FIXED INCOME *continued*

Description	Symbol/Cusip Account Type	Quantity	Estimated Price on 10/31/15	Estimated Current Market Value	Estimated Annual Income	Total Cost Basis	Unrealized Gain (Loss)
FIRST NIAGARA BK N A NY 0.80000% 01/30/2017 CD FDIC INSURED CPN PMT SEMI-ANNUAL ON JUL 30, JAN 30 Next Interest Payable: 01/30/16 Estimated Yield 0.79% Accrued Interest \$515.07 Adjusted Cost Basis	33583CMP1 CASH	250,000	\$1.0028	\$250,700.00	\$2,000.00	\$250,000.00	
						\$250,000.00 D	\$700.00
MERRICK BK SOUTH JORDAN UTAH 0.75000% 01/30/2017 CD FDIC INSURED CPN PMT MONTHLY Next Interest Payable: 11/30/15 Estimated Yield 0.74% Accrued Interest \$20.55 Adjusted Cost Basis	59013JDA4 CASH	250,000	\$1.00269	\$250,672.50	\$1,875.00	\$250,000.00	
						\$250,000.00 D	\$672.50
PEOPLES UNITED BANK CD 0.75000% 01/30/2017 FDIC INSURED CPN PMT SEMI-ANNUAL ON JUL 28, JAN 28 Next Interest Payable: 01/28/16 Estimated Yield 0.74% Accrued Interest \$493.15 Adjusted Cost Basis	71270QLR5 CASH	250,000	\$1.00293	\$250,732.50	\$1,875.00	\$250,000.00	
						\$250,000.00 D	\$732.50
PLATINUM BK BRANDON FLA 0.70000% 02/06/2017 CD FDIC INSURED CPN PMT MONTHLY Next Interest Payable: 11/06/15 Estimated Yield 0.69% Accrued Interest \$124.66 Adjusted Cost Basis	72766HBM6 CASH	250,000	\$1.00296	\$250,740.00	\$1,750.00	\$250,000.00	
						\$250,000.00 D	\$740.00
WINTER HILL BANK FSB 0.70000% 02/10/2017 FDIC INSURED CPN PMT MONTHLY Next Interest Payable: 11/11/15 Estimated Yield 0.69% Accrued Interest \$100.68 Adjusted Cost Basis	975875AC9 CASH	250,000	\$1.0029	\$250,725.00	\$1,750.00	\$250,000.00	
						\$250,000.00 D	\$725.00

Fifth Third Securities, Inc.

Account carried with National Financial Services LLC, Member
NYSE, SIPC

MN _CEBBNLSGBBFVNQW_BBBBB 20151030

Statement for the Period October 1, 2015 to October 31, 2015

MEDINA CITY SCHOOLS - Corporation
Account Number: 069-173415



HOLDINGS > FIXED INCOME *continued*

Description	Symbol/Cusip Account Type	Quantity	Estimated Price on 10/31/15	Estimated Current Market Value	Estimated Annual Income	Total Cost Basis	Unrealized Gain (Loss)
WELCH ST BK OKLA CD 0.70000% 02/17/2017 FDIC INSURED CPN PMT MONTHLY Next Interest Payable: 11/18/15 Estimated Yield 0.69% Accrued Interest \$67.12 Adjusted Cost Basis	949095AR4 CASH	250,000	\$1.0028	\$250,700.00	\$1,750.00	\$250,000.00	
						\$250,000.00 D	\$700.00
BBCN BK LOS ANGELES CA 0.75000% 02/21/2017 CD FDIC INSURED CPN PMT MONTHLY Next Interest Payable: 11/20/15 Estimated Yield 0.74% Accrued Interest \$61.64 Adjusted Cost Basis	073296BL8 CASH	250,000	\$1.00312	\$250,780.00	\$1,875.00	\$250,000.00	
						\$250,000.00 D	\$780.00
ALLY BK MIDVALE UTAH CD 1.40000% 01/22/2018 FDIC INSURED CPN PMT SEMI-ANNUAL ON JUL 22, JAN 22 Next Interest Payable: 01/22/16 Estimated Yield 1.39% Accrued Interest \$978.08 Adjusted Cost Basis	02006LND1 CASH	250,000	\$1.00183	\$250,457.50	\$3,500.00	\$250,000.00	
						\$250,000.00 D	\$457.50
CAPITAL ONE BK USA NATL ASSN 1.25000% 01/22/2018 CD FDIC INSURED CPN PMT SEMI-ANNUAL ON JUL 22, JAN 22 Next Interest Payable: 01/22/16 Estimated Yield 1.25% Accrued Interest \$873.29 Adjusted Cost Basis	140420RH5 CASH	250,000	\$0.99857	\$249,642.50	\$3,125.00	\$250,000.00	
						\$250,000.00 D	(\$357.50)
GOLDMAN SACHS BK USA NY 1.40000% 01/22/2018 CD FDIC INSURED CPN PMT SEMI-ANNUAL ON JUL 21, JAN 21 Next Interest Payable: 01/21/16 Estimated Yield 1.39% Accrued Interest \$987.67 Adjusted Cost Basis	38148JHX2 CASH	250,000	\$1.00183	\$250,457.50	\$3,500.00	\$250,000.00	
						\$250,000.00 D	\$457.50

Fifth Third Securities, Inc.

Account carried with National Financial Services LLC, Member
NYSE, SIPC

MN _CEBBNLSGBBFVNQW_BBBBB 20151030

Statement for the Period October 1, 2015 to October 31, 2015

MEDINA CITY SCHOOLS - Corporation
Account Number: 069-173415



HOLDINGS > FIXED INCOME *continued*

Description	Symbol/Cusip Account Type	Quantity	Estimated Price on 10/31/15	Estimated Current Market Value	Estimated Annual Income	Total Cost Basis	Unrealized Gain (Loss)
BMW BK NORTH AMER SALT LAKE 1.35000% 01/23/2018 CD FDIC INSURED CPN PMT SEMI-ANNUAL ON JUL 23, JAN 23 Next Interest Payable: 01/23/16 Estimated Yield 1.34% Accrued Interest \$933.90 Adjusted Cost Basis	05580ABB9 CASH	250,000	\$1.00071	\$250,177.50	\$3,375.00	\$250,000.00	
						\$250,000.00	D \$177.50
DISCOVER BK CD 1.30000% 01/29/2018 FDIC INSURED CPN PMT SEMI-ANNUAL ON JUL 28, JAN 28 Next Interest Payable: 01/28/16 Estimated Yield 1.30% Accrued Interest \$854.79 Adjusted Cost Basis	254672GB8 CASH	250,000	\$0.99944	\$249,860.00	\$3,250.00	\$250,000.00	
						\$250,000.00	D (\$140.00)
SYNOVUS BK COLUMBUS GA 1.10000% 01/29/2018 CD FDIC INSURED CPN PMT SEMI-ANNUAL ON JUL 29, JAN 29 Next Interest Payable: 01/29/16 Estimated Yield 1.10% Accrued Interest \$715.75 Adjusted Cost Basis	87164DGM6 CASH	250,000	\$0.99505	\$248,762.50	\$2,750.00	\$250,000.00	
						\$250,000.00	D (\$1,237.50)
AMERICAN EXPRESS CENTRN 1.30000% 01/30/2018 CD FDIC INSURED CPN PMT SEMI-ANNUAL ON JUL 30, JAN 30 Next Interest Payable: 01/30/16 Estimated Yield 1.30% Accrued Interest \$836.99 Adjusted Cost Basis	02587DXC7 CASH	250,000	\$0.99941	\$249,852.50	\$3,250.00	\$250,000.00	
						\$250,000.00	D (\$147.50)

Statement for the Period October 1, 2015 to October 31, 2015

MEDINA CITY SCHOOLS - Corporation
Account Number: 069-173415



HOLDINGS > FIXED INCOME *continued*

Description	Symbol/Cusip Account Type	Quantity	Estimated Price on 10/31/15	Estimated Current Market Value	Estimated Annual Income	Total Cost Basis	Unrealized Gain (Loss)
CARDINAL BK NATL ASSN VA 1.10000% 01/30/2018 CD FDIC INSURED CPN PMT MONTHLY Next Interest Payable: 11/30/15 Estimated Yield 1.10% Accrued Interest \$30.14 Adjusted Cost Basis	14147VEK8 CASH	250,000	\$0.99501	\$248,752.50	\$2,750.00	\$250,000.00	
						\$250,000.00 D	(\$1,247.50)
CUSTOMERS BK PHOENIXVILLE PA 1.15000% 01/30/2018 CD FDIC INSURED CPN PMT MONTHLY Next Interest Payable: 11/30/15 Estimated Yield 1.15% Accrued Interest \$31.51 Adjusted Cost Basis	23204HCK2 CASH	250,000	\$0.99611	\$249,027.50	\$2,875.00	\$250,000.00	
						\$250,000.00 D	(\$972.50)
MEDALLION BK UTAH CD 1.15000% 01/30/2018 FDIC INSURED CPN PMT SEMI-ANNUAL ON JUL 30, JAN 30 Next Interest Payable: 01/30/16 Estimated Yield 1.15% Accrued Interest \$740.41 Adjusted Cost Basis	58403BU87 CASH	250,000	\$0.99611	\$249,027.50	\$2,875.00	\$250,000.00	
						\$250,000.00 D	(\$972.50)
FARM BUR BK FSB NV CD 1.05000% 02/02/2018 FDIC INSURED CPN PMT MONTHLY Next Interest Payable: 11/02/15 Estimated Yield 1.05% Accrued Interest \$215.75 Adjusted Cost Basis	307660JC5 CASH	250,000	\$0.9938	\$248,450.00	\$2,625.00	\$250,000.00	
						\$250,000.00 D	(\$1,550.00)
LANDMARK CMNTY BK TN CD 1.05000% 02/13/2018 FDIC INSURED CPN PMT MONTHLY Next Interest Payable: 11/13/15 Estimated Yield 1.05% Accrued Interest \$136.64 Adjusted Cost Basis	51507LAS3 CASH	250,000	\$0.99338	\$248,345.00	\$2,625.00	\$250,000.00	
						\$250,000.00 D	(\$1,655.00)

Fifth Third Securities, Inc.

Account carried with National Financial Services LLC, Member
NYSE, SIPC

MN _CEBBNLSGBBFVNQW_BBBBB 20151030

Page 11 of 18

Statement for the Period October 1, 2015 to October 31, 2015

MEDINA CITY SCHOOLS - Corporation
Account Number: 069-173415



HOLDINGS > FIXED INCOME *continued*

Description	Symbol/Cusip Account Type	Quantity	Estimated Price on 10/31/15	Estimated Current Market Value	Estimated Annual Income	Total Cost Basis	Unrealized Gain (Loss)
Total CDs		10,000,000		\$10,003,100.00	\$62,750.00	\$10,000,000.00	\$3,100.00
Total Fixed Income		10,000,000		\$10,003,100.00	\$62,750.00	\$10,000,000.00	\$3,100.00
Total Securities				\$10,003,100.00	\$62,750.00	\$10,000,000.00	\$3,100.00
TOTAL PORTFOLIO VALUE				\$10,005,771.29	\$62,750.00	\$10,000,000.00	\$3,100.00

Activity

CORE FUND ACTIVITY

Settlement Date	Account Type	Transaction	Description	Quantity	Amount
10/01/15	CASH	YOU BOUGHT	FEDERATED US TREAS OBLIGATION INSTIT @ 1	0.04	(\$0.04)
10/02/15	CASH	YOU BOUGHT	FEDERATED US TREAS OBLIGATION INSTIT @ 1	215.75	(\$215.75)
10/05/15	CASH	YOU BOUGHT	FEDERATED US TREAS OBLIGATION INSTIT @ 1	82.19	(\$82.19)
10/06/15	CASH	YOU BOUGHT	FEDERATED US TREAS OBLIGATION INSTIT @ 1	267.13	(\$267.13)
10/12/15	CASH	YOU BOUGHT	FEDERATED US TREAS OBLIGATION INSTIT @ 1	215.76	(\$215.76)
10/13/15	CASH	YOU BOUGHT	FEDERATED US TREAS OBLIGATION INSTIT @ 1	215.75	(\$215.75)

Fifth Third Securities, Inc.

MN _CEBBNLSGBBFVNQW_BBBBB 20151030

Account carried with National Financial Services LLC, Member
NYSE, SIPC

Statement for the Period October 1, 2015 to October 31, 2015

MEDINA CITY SCHOOLS - Corporation
Account Number: 069-173415



CORE FUND ACTIVITY *continued*

Settlement Date	Account Type	Transaction	Description	Quantity	Amount
10/19/15	CASH	YOU BOUGHT	FEDERATED US TREAS OBLIGATION INSTIT @ 1	143.84	(\$143.84)
10/20/15	CASH	YOU BOUGHT	FEDERATED US TREAS OBLIGATION INSTIT @ 1	154.11	(\$154.11)
10/23/15	CASH	YOU BOUGHT	FEDERATED US TREAS OBLIGATION INSTIT @ 1	462.33	(\$462.33)
10/27/15	CASH	YOU BOUGHT	FEDERATED US TREAS OBLIGATION INSTIT @ 1	154.11	(\$154.11)
10/30/15	CASH	YOU BOUGHT	FEDERATED US TREAS OBLIGATION INSTIT @ 1	760.28	(\$760.28)
TOTAL CORE FUND ACTIVITY					(\$2,671.29)

ACTIVITY > INCOME > TAXABLE INCOME

Settlement Date	Account Type	Transaction	Description	Quantity	Amount
Taxable Dividends					
09/30/15	CASH	DIVIDEND RECEIVED	FEDERATED US TREAS OBLIGATION INSTIT DIVIDEND RECEIVED		\$0.04
Total Taxable Dividends					\$0.04
Taxable Interest					
10/02/15	CASH	INTEREST	FARM BUR BK FSB NV CD 1.05000% 02/02/2018		\$215.75
10/04/15	CASH	INTEREST	ENTERPRISE BK & TR LOWELL MASS 0.40000% 02/04/2016 CD		\$82.19

Fifth Third Securities, Inc.

Account carried with National Financial Services LLC, Member
NYSE, SIPC

MN _CEBBNLSGBBFVNQW_BBBBB 20151030

Statement for the Period October 1, 2015 to October 31, 2015

MEDINA CITY SCHOOLS - Corporation
Account Number: 069-173415



ACTIVITY> INCOME > TAXABLE INCOME *continued*

Settlement Date	Account Type	Transaction	Description	Quantity	Amount
10/06/15	CASH	INTEREST	BANK HOLLAND MICH CD 0.35000% 02/05/2016		\$71.92
10/06/15	CASH	INTEREST	PACIFIC WESTN BK CA CD 0.25000% 02/05/2016		\$51.37
10/06/15	CASH	INTEREST	PLATINUM BK BRANDON FLA 0.70000% 02/06/2017 CD		\$143.84
10/11/15	CASH	INTEREST	WINTER HILL BANK FSB 0.70000% 02/10/2017		\$143.84
10/12/15	CASH	INTEREST	HARDIN CNTY BK SAVANNAH TENN 0.35000% 02/12/2016 CD		\$71.92
10/13/15	CASH	INTEREST	LANDMARK CMNTY BK TN CD 1.05000% 02/13/2018		\$215.75
10/18/15	CASH	INTEREST	WELCH ST BK OKLA CD 0.70000% 02/17/2017		\$143.84
10/20/15	CASH	INTEREST	BBCN BK LOS ANGELES CA 0.75000% 02/21/2017 CD		\$154.11
10/23/15	CASH	INTEREST	BANK RHODE IS PROVIDENCE RI 0.75000% 01/23/2017 CD		\$154.11
10/23/15	CASH	INTEREST	BROOKLINE BK MASS CD 0.75000% 01/23/2017		\$154.11
10/23/15	CASH	INTEREST	FIRST IPSWICH BANCORP 0.75000% 01/23/2017 CD		\$154.11

Fifth Third Securities, Inc.

MN _CEBBNLSGBBFVNQW_BBBBB 20151030

Account carried with National Financial Services LLC, Member
NYSE, SIPC

Statement for the Period October 1, 2015 to October 31, 2015

MEDINA CITY SCHOOLS - Corporation
Account Number: 069-173415



ACTIVITY > INCOME > TAXABLE INCOME *continued*

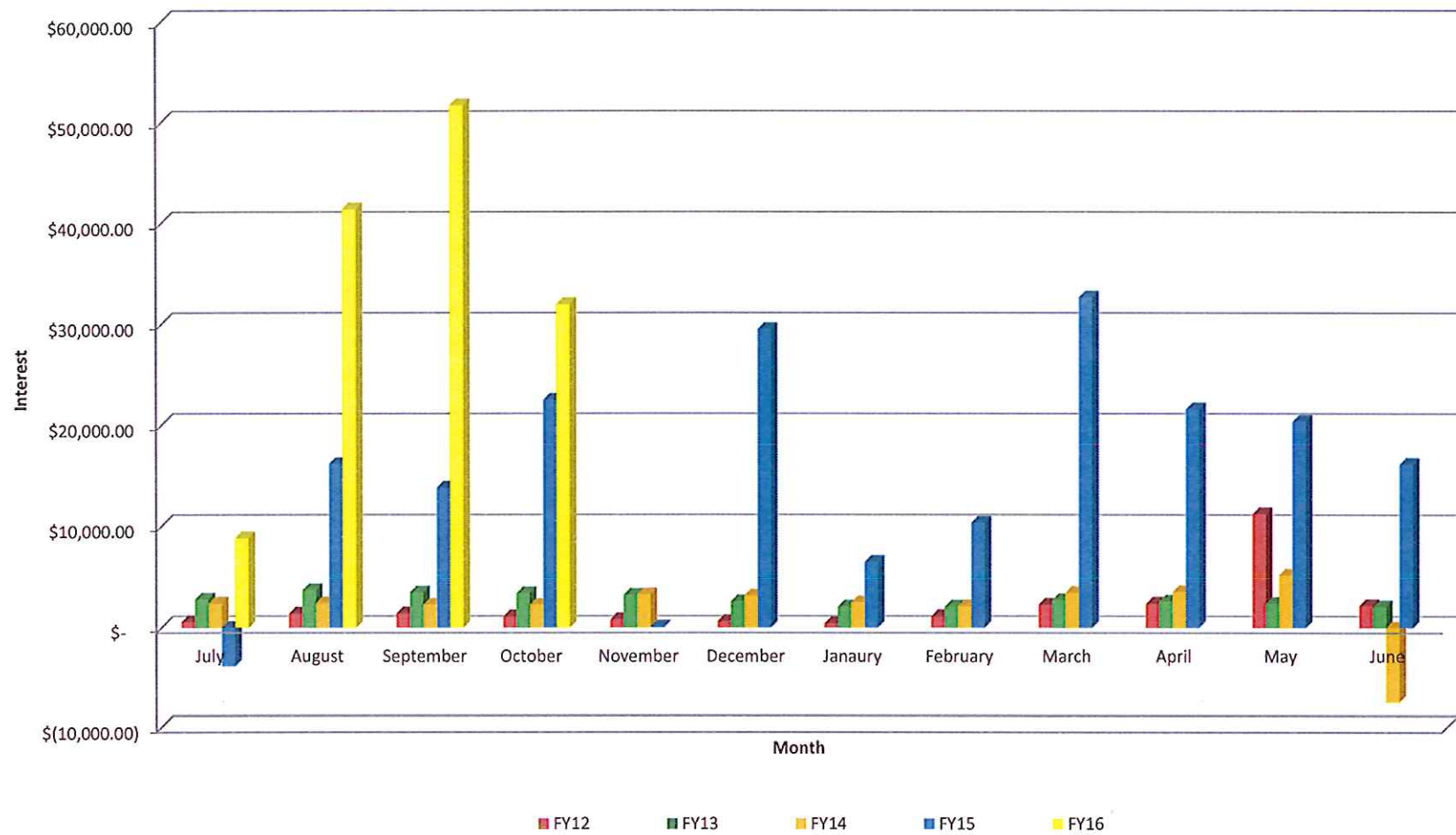
Settlement Date	Account Type	Transaction	Description	Quantity	Amount
10/27/15	CASH	INTEREST	SOUTHWEST BK FT WORTH TEX 0.75000% 01/27/2017 CD		\$154.11
10/30/15	CASH	INTEREST	BIDDEFORD SVGS BANK CD 0.70000% 01/30/2017		\$143.84
10/30/15	CASH	INTEREST	CARDINAL BK NATL ASSN VA 1.10000% 01/30/2018 CD		\$226.03
10/30/15	CASH	INTEREST	CUSTOMERS BK PHOENIXVILLE PA 1.15000% 01/30/2018 CD		\$236.30
10/30/15	CASH	INTEREST	MERRICK BK SOUTH JORDAN UTAH 0.75000% 01/30/2017 CD		\$154.11
Total Taxable Interest					\$2,671.25
Total Taxable Income					\$2,671.29
TOTAL INCOME					\$2,671.29

Footnotes and Cost Basis Information

Amortization, accretion and similar adjustments to cost basis have been provided for many fixed income securities (and some bond-like equities), however, they are not provided for certain types, such as short-term instruments, Unit Investment Trusts, foreign fixed income securities, or those that are subject to early prepayment of principal (pay downs). Where current year premium or acquisition premium amortization is provided, the prior years' cumulative amortization is reflected in the adjusted cost basis, but we cannot provide a breakdown or the total of such prior amortization amounts.

NFS is required to report certain cost basis and related information to the IRS on the Form 1099-B. Your official 1099-B forms for certain transactions will reflect which lots have been sold for tax purposes. To apply a specific identification cost basis method to 1099-B reporting, appropriate instructions must be on file with NFS or be received by NFS before the trade has settled. Absent such instructions, NFS determines cost basis at the time of sale based on its default methods of average cost for open-end mutual funds and first-in, first-out (FIFO) for all other (including ETFs) unless your broker dealer has elected to use another default method. NFS applies FIFO (or other disposal method, if applicable) based on its records, which may be different from yours. For transactions that are not subject to 1099-B cost basis reporting, you should refer to your trade confirmations and other applicable records to determine which lots were considered sold for tax purposes.

Total Monthly Interest Earnings



F I N A N C I A L S U M M A R Y R E P O R T
Processing Month: October 2015
MEDINA CITY SCHOOL DISTRICT

Fnd	Scc	Description	Beginning Balance	MTD Revenues	FYTD Revenues	MTD Expenditures	FYTD Expenditures	Current Available Balance
001	0000	GENERAL FUND	32,985,704.11	4,290,040.84	29,616,840.52	5,542,020.63	23,544,695.71	39,057,848.92
002	0000	BOND RETIREMENT	1,142,438.94	80,012.91	671,485.96	540.07	9,829.64	1,804,095.26
002	9000	BOND RETIREMENT - NEW ELE	3,755,170.16	233,370.13	1,958,492.52	1,575.21	28,669.17	5,684,993.51
002	9012	LOCAL SALES TAX RETIREMEN	516,013.06	.00	2,664.34	.00	1,250.00	517,427.40
002	9014	CONSOLIDATION - ENERGY &	.00	348,731.25	348,731.25	318,824.96	318,824.96	29,906.29
003	0000	PERMANENT IMPROVEMENT FUN	4,628.88	.00	.00	.00	.00	4,628.88
003	9000	PERMANENT IMPROVEMENT FUN	989.14	.00	.00	.00	.00	989.14
003	9001	MEDINA CITY REC CENTER-PE	335,565.38	.00	.00	.00	17,080.00	318,485.38
006	0000	LUNCHROOM FUND	82,888.99	280,778.22	539,120.04	252,603.72	658,604.51	36,595.48-
007	9004	COLLINS SCHOLARSHIP/POST-	2,000.97	.00	.00	.00	.00	2,000.97
007	9110	ART TRUST - GARFIELD	9,815.51	7.92	47.98	.00	.00	9,863.49
007	9333	RIOS STUDENT LEADER SCHOL	26,013.84	20.94	82.72	.00	.00	26,096.56
007	9901	BIXLER SCHOLARSHIP FUND	125.00	.00	.00	.00	.00	125.00
008	9002	KANEHL MUSIC TRUST	33,215.76	26.74	105.63	.00	.00	33,321.39
008	9003	RICHARD HOFFMAN COLLINS M	596,399.00	.00	.00	.00	.00	596,399.00
008	9112	ELAINE BUSHMAN FUND	17,183.92	.00	.00	.00	.00	17,183.92
009	9000	STAR	.00	930.50	9,604.25	.00	.00	9,604.25
009	9110	UNIFORM SUPPLIES GARFIELD	15,470.83	599.00	2,842.75	146.30	1,645.39	16,668.19
009	9120	UNIFORM SUPPLIES - CANAVA	15,163.54	796.00	8,591.75	9,062.44	10,584.76	13,170.53
009	9130	UNIFORM SUPPLIES - FENN	29,246.19	1,314.50	8,521.25	553.03	9,140.00	28,627.44
009	9140	UNIFORM SUPPLIES - HERITA	11,627.57	1,483.25	8,739.97	2,653.97	12,750.80	7,616.74
009	9160	UNIFORM SUPPLIES - BLAKE	2,577.72	1,551.00	11,602.25	1,376.94	12,836.62	1,343.35
009	9170	UNIFORM SUPPLIES - RALPH	10,591.78	2,308.00	14,929.57	3,584.32	14,168.55	11,352.80
009	9180	UNIFORM SUPPLIES - ELIZA	7,930.10	192.00	10,938.41	1,019.75	10,562.74	8,305.77
009	9200	UNIFORM SUPPLIES - CLAGGE	91,614.98	2,307.70	14,120.75	17,545.37	25,494.71	80,241.02
009	9210	UNIFORM SUPPLIES - A.I. R	38,239.36	1,820.00	18,756.94	1,104.03	33,952.96	23,043.34
009	9300	UNIFORM SUPPLIES - SENIOR	85,426.43	37,596.45	42,441.00	701.67	36,410.05	91,457.38
009	9304	AVIATION/PHOTOGRAPHY	3.87	.00	.00	.00	.00	3.87
014	9015	MEDINA CNTY JUV DET CNTR	57,622.71	.00	56,533.60	22,000.00	59,521.94	54,634.37
014	9016	MEDINA CNTY JUV DET CNTR	.00	14,630.00	14,630.00	21,130.15	54,355.45	39,725.45-
014	9111	CFIT FY11	5,550.01	.00	.00	.00	.00	5,550.01
014	9115	EVOLVE FY 15	240,778.90	.00	5,730.91	204.54	223,203.36	23,306.45
014	9116	EVOLVE FY 16	.00	81,700.00	290,199.34	36,519.55	98,084.63	192,114.71
016	0000	EMERGENCY LEVY	7,001,465.00	70,950.91	3,297,701.58	251,484.72	1,154,883.76	9,144,282.82
018	0000	PRINT SHOP	6,613.33	.00	70.00	.00	.00	6,683.33
018	9000	PUBLIC SCHOOL SUPPORT - S	16.70	.00	.00	.00	.00	16.70
018	9110	PRINCIPAL'S FUND - GARFIE	36,689.23	238.15	748.15	947.12	2,400.56	35,036.82
018	9111	GARFIELD SCHOOL STORE	1,034.70	.00	.00	.00	142.70	892.00
018	9113	GARFIELD MEDIA CENTER	741.60	.00	23.95	.00	.00	765.55
018	9120	PRINCIPAL - CANAVAN	53,473.21	446.00	591.40	1,367.89	3,529.72	50,534.89
018	9122	CANAVAN SCHOOL STORE	586.69	.00	.00	.00	.00	586.69
018	9123	BOOK FAIR - CANAVAN	10,140.97	2.50	5.64-	.00	343.27	9,792.06
018	9130	PRINCIPAL - FENN	36,499.52	480.50	619.20	1,361.42	1,430.59	35,688.13
018	9132	FENN SCHOOL STORE	465.46	170.17	281.63	173.80	421.30	325.79
018	9133	BOOK FAIR - FENN	7,985.13	.00	.00	.00	.00	7,985.13
018	9135	MEDINA SKI TEAM - DISTRIC	3,697.68	.00	.00	50.00-	50.00-	3,747.68

F I N A N C I A L S U M M A R Y R E P O R T
Processing Month: October 2015
MEDINA CITY SCHOOL DISTRICT

End	Sc	Description	Beginning Balance	MTD Revenues	FYTD Revenues	MTD Expenditures	FYTD Expenditures	Current Available Balance
018	9140	PRINCIPAL'S FUND - HERITA	33,209.13	12.00	341.99	716.70	10,421.34	23,129.78
018	9143	HERITAGE MEDIA CENTER	15,889.77	4,278.18	5,184.89	5,040.38	5,040.38	16,034.28
018	9160	PRINCIPAL'S FUND - H G BL	41,839.02	315.60	838.00	297.50	523.97	42,153.05
018	9163	BLAKE MEDIA CENTER	11,996.03	3,603.47	3,603.47	.00	.00	15,599.50
018	9164	FIELD TRIPS/BLAKE ELEMENT	.34	.00	.00	.00	.00	.34
018	9170	PRINCIPALS FUND - RALPH W	57,398.38	.00	75.20	278.41	21.59-	57,495.17
018	9171	WAITE SCHOOL STORE	50.00	.00	.00	.00	.00	50.00
018	9173	MEDIA CENTER RALPH WAITE	2,131.66	2.00	2.00	.00	.00	2,133.66
018	9174	FIELD TRIPS RALPH WAITE E	7,014.87	2,002.00	2,158.00	.00	.00	9,172.87
018	9180	PRINCIPALS FUND ELIZA NOR	33,705.90	1,395.26	2,755.68	2,110.56	2,971.16	33,490.42
018	9181	NORTHROP ELEMENTARY SCHOO	1,245.07	13.00	53.00	.00	.00	1,298.07
018	9183	MEDIA CENTER ELIZA NORTHRO	4,837.73	.00	16.46	.00	.00	4,854.19
018	9184	FIELD TRIPS ELIZA NORTHRO	146.00	.00	.00	.00	.00	146.00
018	9200	PRINCIPAL'S FUND - CLAGGE	90,652.59	1,460.78	8,435.73	1,245.53	4,523.39	94,564.93
018	9201	CLAGGETT M.S. - WASHINGTON	77.09	.00	.00	.00	.00	77.09
018	9203	CLAGGETT M.S. MEDIA CENTE	4,504.98	3,301.78	3,301.78	.00	50.00	7,756.76
018	9210	PRINCIPAL'S FUND - ROOT M	17,036.27	1,206.65	1,897.10	5,354.54	10,229.64	8,703.73
018	9211	ROOT M.S. MEDIA CENTER	9,135.80	2,474.87	2,474.87	.00	1,395.56	10,215.11
018	9212	ROOT M.S. - WASHINGTON TR	355.00	.00	.00	.00	.00	355.00
018	9300	PRINCIPAL'S FUND - SENIOR	41,353.09	20,734.17	24,872.87	2,871.21	13,640.39	52,585.57
018	9301	MEDIA CENTER FUND	1,163.30	.00	30.00	.00	.00	1,193.30
018	9302	SPECIAL FUNDRAISER - SENI	37,086.18	.00	.00	.00	.00	37,086.18
018	9303	PERFORMING ARTS	89,352.93	200.00	5,108.00	1,379.70	8,436.95	86,023.98
018	9304	BATTLING BEES BOOKSTORE	11,177.88	1,584.60	2,732.60	731.75	2,888.05	11,022.43
018	9305	FLEXIBLE CREDIT FUND	6,682.04	.00	100.00	.00	.00	6,782.04
018	9900	INSERVICE - CENTRAL	3,702.01	.00	.00	.00	.00	3,702.01
018	9901	PUBLIC SCHOOL SUPPORT - I	16,599.32	.00	.00	109.05	5,043.90	11,555.42
018	9902	INSERVICE - SUPERINTENDEN	24,720.92	.00	.00	.00	.00	24,720.92
018	9903	BOARD/STUDENT DEVELOPMENT	2,800.00	.00	.00	.00	.00	2,800.00
018	9904	WELLNESS FUND	502.00	.00	.00	.00	.00	502.00
018	9905	PUBLIC SCHOOL SUPPORT/STU	51,080.15	16,000.00	16,000.00	4,248.59	4,248.59	62,831.56
018	9906	COMMUNICATIONS - PUBLIC S	1,597.53	.00	1,000.00	1,678.75	2,505.00	92.53
018	9910	MAINTENANCE DEPARTMENT	3,902.36	.00	.00	.00	.00	3,902.36
018	9920	TRSP FUND	3,290.70	.00	.00	.00	.00	3,290.70
018	9930	Resource Connection	1,500.00	.00	.00	.00	.00	1,500.00
019	9016	MCDAC GRANT FY16	.00	20,592.00	41,184.00	9,973.52	30,101.15	11,082.85
019	9018	LOWE'S LIGHT UP GARFIELD	48.08	.00	.00	.00	.00	48.08
019	9020	RIF PROGRAM GRANT - NORTH	400.73	.00	.00	.00	.00	400.73
019	9021	JENNINGS - BLAKE - BRYNIA	.82	.00	.00	.00	.00	.82
019	9023	PUBLIC EDUCATION LEADERSH	11,650.00	.00	3,278.60	16,178.59	16,178.59	1,249.99-
019	9029	MARTHA HOLDEN JENNINGS GR	6.82	.00	.00	.00	.00	6.82
019	9030	PERFORMANCE BASED ASSESSM	79.76	.00	.00	.00	.00	79.76
019	9031	PBA FY11	256.96	.00	.00	.00	.00	256.96
019	9113	ACS-HACH CHEMISTRY GRANT	96.34	.00	.00	.00	.00	96.34
019	9213	VIDEO CLUB GRANT - MHS	2.82	.00	.00	.00	.00	2.82
019	9313	JENNINGS - NORTHROP - MIL	13.86	.00	.00	.00	.00	13.86

F I N A N C I A L S U M M A R Y R E P O R T
Processing Month: October 2015
MEDINA CITY SCHOOL DISTRICT

End	Sc	Description	Beginning Balance	MTD Revenues	FYTD Revenues	MTD Expenditures	FYTD Expenditures	Current Available Balance
019	9413	3M AND OTHER GRANT	152.03	.00	.00	.00	.00	152.03
019	9513	NEA STUDENT ACHIEVEMENT G	191.88	.00	.00	.00	.00	191.88
019	9613	FUEL UP - CONDOSTA - ROOT	1,393.05	.00	.00	.00	.00	1,393.05
019	9715	FUEL UP - BLAKE - FY15	227.94	.00	.00	.00	.00	227.94
020	9001	TRANSPORTATION ENTERPRISE	48,725.80	1,612.26	12,941.24	162.95	6,850.62	54,816.42
022	9000	Unclaimed funds	16,813.95	.00	.00	.00	.00	16,813.95
022	9093	DIVERSION PROGRAM FED MON	1,000.00	.00	.00	.00	.00	1,000.00
022	9094	DIVERSION PROGRAM - FED.	1,000.00	.00	.00	.00	.00	1,000.00
022	9300	OH HIGH SCHOOL ATH ASSOC	302.10	7,676.00	7,676.00	.00	.00	7,978.10
024	9001	MEDICAL AND DRUG/SELF INS	5,476,794.78	651,289.71	2,582,323.41	602,405.07	3,188,552.91	4,870,565.28
024	9002	DENTAL SELF INSURANCE FUN	441,208.08	49,213.04	196,958.06	57,941.61	201,018.35	437,147.79
024	9094	FLEX PRO	35,506.54	.00	.00	.00	2,230.50	33,276.04
027	0000	WORKMANS COMP.-SELF INS	122,973.34	10,170.22	44,604.08	2,719.58	14,147.84	153,429.58
071	9013	LOCAL SALES TAX PERMANENT	1,993,016.37	781,359.94	1,440,663.59	43,249.87	862,376.83	2,571,303.13
200	9110	GARFIELD STUDENT COUNCIL/	1,602.85	1.29	5.10	.00	.00	1,607.95
200	9121	ELLA CANAVAN STUDENT COUN	1,101.35	.89	3.51	.00	.00	1,104.86
200	9134	FENN STUDENT BUSINESS	5.48	.00	2.96	.00	.00	8.44
200	9140	STUDENT COUNCIL - HERITAG	143.89	.12	.46	.00	.00	144.35
200	9184	NORTHRUP ELEMENTARY STUDE	46.08	.04	.15	.00	.00	46.23
200	9185	K-KIDS KIWANIS ACTIVITY C	2,571.62	242.40	1,040.99	.00	.00	3,612.61
200	9202	CLAGGETT MIDDLE SCH. STUD	7,189.84	13.88	30.95	2,391.80	2,391.80	4,828.99
200	9203	PEP CLUB - CLAGGETT MIDDLE	1,343.49	1.08	4.27	.00	.00	1,347.76
200	9204	CLAGGETT MIDDLE SCHOOL CH	384.26	.31	1.22	.00	.00	385.48
200	9205	CLAGGETT MIDDLE SCH. BUIL	1,646.11	1.33	5.38	.00	.00	1,651.49
200	9208	MAT CLUB - CLAGGETT MIDDLE	769.22	.62	2.30	.00	.00	771.52
200	9209	CLAGGETT MIDDLE SCHOOL DR	10,536.75	8.48	33.51	.00	.00	10,570.26
200	9211	WORK STUDY CLUB	100.50	.08	.32	.00	.00	100.82
200	9213	ENVIRONMENTAL CLUB - CLAG	83.94	.00	.00	.00	.00	83.94
200	9251	PEP CLUB - ROOT M.S.	634.34	.51	2.01	.00	.00	636.35
200	9252	CHEERLEADERS - ROOT M.S.	39.47	.03	.13	.00	.00	39.60
200	9253	BUILDERS' CLUB - ROOT M.S.	3,091.64	2.49	9.84	.00	.00	3,101.48
200	9256	DRAMA CLUB - ROOT M.S.	1,754.36	1.41	5.57	.00	.00	1,759.93
200	9257	ENVIRONMENTAL CLUB - ROOT	11.65	.01	.03	.00	.00	11.68
200	9258	STUDENT COUNCIL - ROOT M.	3,349.76	2.70	10.66	.00	.00	3,360.42
200	9301	YOUNG AMERICANS FOR FREED	53.23	.04	.17	.00	.00	53.40
200	9302	ART CLUB	130.16	.10	.40	.00	.00	130.56
200	9303	AMERICAN FIELD SERVICE	352.06	.28	1.12	.00	.00	353.18
200	9304	CAREER ASSOCIATION	235.99	.19	.75	.00	.00	236.74
200	9305	CHEMCLUB	.00	100.00	100.00	.00	.00	100.00
200	9307	CHOIR	40,504.46	2,892.80	3,044.19	3,948.46	5,169.46	38,379.19
200	9308	COMPUTER CLUB	64.85	.13	.28	.00	.00	65.13
200	9310	DELTA EPSILON PHI - NAT'L	.45	.00	.00	.00	.00	.45
200	9312	DRAMA CLUB	38,607.55	28.27	115.59	.00	3,500.00	35,223.14
200	9315	LEADER WITHIN U	268.99	.22	.86	.00	.00	269.85
200	9316	FRENCH CLUB	8.71	.00	.00	.00	.00	8.71
200	9318	G. L. C.	1,695.62	746.60	881.79	.00	.00	2,577.41

F I N A N C I A L S U M M A R Y R E P O R T
Processing Month: October 2015
MEDINA CITY SCHOOL DISTRICT

Fnd	Sc	Description	Beginning Balance	MTD Revenues	FYTD Revenues	MTD Expenditures	FYTD Expenditures	Current Available Balance
200	9321	KEY CLUB	10,139.06	504.21	2,153.25	871.50	922.18	11,370.13
200	9323	MEDINAMITE	671.81	.54	2.14	.00	.00	673.95
200	9324	MEDINIAN	3,232.89	3,540.37	4,974.83	1,517.43	1,517.43	6,690.29
200	9325	MUSIC - BAND	17,379.57	13.59	54.87	494.90	494.90	16,939.54
200	9326	NATIONAL HONOR SOCIETY	3,854.55	3.10	12.25	.00	.00	3,866.80
200	9327	ORCHESTRA	17,507.53	14.10	65.70	.00	.00	17,573.23
200	9330	SCIENCE OLYMPIAD CLUB	132.99	.11	.42	.00	.00	133.41
200	9331	SKI CLUB	2.87	.00	.00	.00	.00	2.87
200	9332	SPANISH CLUB	5,834.45	651.47	2,995.23	765.95	765.95	8,063.73
200	9333	STUDENT COUNCIL	54,083.91	25,907.20	26,215.52	8,668.39	9,318.73	70,980.70
200	9334	WORK STUDY CLUB	4,619.68	3.83	146.97	.00	.00	4,766.65
200	9335	LATIN CLUB	1,456.47	450.03	1,078.26	.00	.00	2,534.73
200	9336	INTERACT ORGANIZATION	1,566.20	1.26	4.98	.00	.00	1,571.18
200	9339	SPEECH/DEBATE CLUB	5,063.38	2,012.60	11,899.70	125.00	1,263.25	15,699.83
200	9340	S. A. D. D.	1,100.84	.09	252.97	211.32	253.70	1,100.11
200	9345	INTERNATIONAL CLUB	4,654.18	3.75	14.80	.00	.00	4,668.98
200	9346	PENGUIN BOWL/NOSB	4.42	.00	.00	.00	.00	4.42
200	9350	TECHNOLOGY CLUB	1,201.55	.67	3.53	375.82	375.82	829.26
200	9351	THE JUNIOR STATESMEN OF A	1,159.58	.93	3.69	.00	.00	1,163.27
200	9352	VIDEO CLUB - SR HI	10,631.06	25.20	160.98	.00	4,313.63	6,478.41
200	9353	CHINESE CLUB	670.71	.64	172.44	49.98	49.98	793.17
200	9355	GAY STRAIGHT ALLIANCE	602.76	408.55	409.97	324.00	324.00	688.73
200	9380	V O F T	44,944.78	525.54	1,852.75	.00	25.25	46,772.28
200	9408	CLASS OF 2008	66.00	.00	.00	.00	.00	66.00
200	9412	CLASS OF 2012	2,655.86	.00	.00	.00	.00	2,655.86
200	9413	CLASS OF 2013	706.03	.57	2.24	.00	.00	708.27
200	9414	CLASS OF 2014	356.45	.29	1.14	.00	.00	357.59
200	9415	CLASS OF 2015	1,415.24	.77	3.56	.00	463.39	955.41
200	9416	CLASS OF 2016	2,621.61	112.45	2,644.83	2,212.75	2,212.75	3,053.69
200	9417	CLASS OF 2017	3,465.30	2.78	33.23	32.97	32.97	3,465.56
200	9418	CLASS OF 2018	2,030.90	1.94	383.59	.00	.00	2,414.49
200	9419	CLASS OF 2019	.00	.48	595.22	.00	.00	595.22
200	9999	GENERIC STUDENT ACTIV. FD	.01	.00	.00	.00	.00	.01
300	0000	ATHLETIC FUND	176,816.39	48,481.42	167,467.17	33,401.34	132,925.52	211,358.04
300	9121	WORLD WATCHER'S CLUB	7,362.04	.00	.00	.00	.00	7,362.04
300	9201	CLAGGETT MIDDLE SCH. BAND	23,254.29	170.00	170.00	.00	.00	23,424.29
300	9202	CLAGGETT MIDDLE SCH. ORCH	223.00	.00	.00	.00	.00	223.00
300	9203	CLAGGETT MIDDLE SCHOOL LI	370.00	.00	.00	.00	.00	370.00
300	9204	CLAGGETT M.S. CHOIR FUND	634.10	.00	.00	.00	.00	634.10
300	9208	CLAGGETT - 6TH GRADE TRIP	15,381.50	353.00	83,194.00	.00	.00	98,575.50
300	9250	ROOT M.S. BAND FUND	14,740.77	.00	.00	.00	.00	14,740.77
300	9251	ROOT M.S. ORCHESTRA FUND	923.15	.00	.00	.00	.00	923.15
300	9252	ROOT M.S. CHOIR FUND	3,270.15	.00	.00	.00	.00	3,270.15
300	9258	ROOT - DISTRICT SUPERVISE	92,209.48	590.80	2,418.80	1,535.25	91,879.25	2,749.03
300	9259	ROOT DANCE TEAM	528.00	.00	.00	.00	.00	528.00
300	9302	BOYS VOLLEYBALL	4,832.48	.00	.00	.00	.00	4,832.48

F I N A N C I A L S U M M A R Y R E P O R T
Processing Month: October 2015
MEDINA CITY SCHOOL DISTRICT

End	Sc	Description	Beginning Balance	MTD Revenues	FYTD Revenues	MTD Expenditures	FYTD Expenditures	Current Available Balance
300	9303	HUDDLE/SHUDDLE	1,564.17	.00	1,390.00	216.50	347.10	2,607.07
300	9304	LINK CREW	3,563.95	.00	.00	.00	1,653.48	1,910.47
300	9305	MHS DANCE TEAM	945.50	.00	.00	.00	.00	945.50
300	9313	DRAMA/MUSICAL	23,452.15	.00	.00	.00	2,358.50	21,093.65
300	9325	BAND - DISNEYLAND	9,300.98	.00	.00	.00	.00	9,300.98
300	9334	BEEHIVE CAFE	15,456.85	2,486.35	3,975.89	1,451.43	2,963.05	16,469.69
300	9380	V O F T	640.58	.00	.00	.00	.00	640.58
401	9000	ST FRANCIS - MOBILE UNIT	846.72-	.00	.00	4,017.94	4,698.10	5,544.82-
401	9015	AUXILIARY FUNDS/ST FRANCI	83,565.88	96.26-	.00	.00	84,063.82	497.94-
401	9016	AUXILIARY FUNDS/ST FRANCI	.00	147.15	98,964.61	11,749.80	35,460.51	63,504.10
401	9025	AUX FUNDS NURTURY FY15	5,645.69	3.60-	.00	.00	5,645.69	.00
401	9026	AUX FUNDS NURTURY	.00	4.48	2,886.14	1,781.87	1,781.87	1,104.27
401	9035	AUX FUNDS MCA FY15	9,609.88	22.11-	.00	.00	9,744.83	134.95-
401	9036	AUX FUNDS MCA	.00	24.32	33,508.86	14,941.64	30,730.64	2,778.22
401	9045	KIDS COUNTRY FY15	13,909.15	4.88-	.00	.00	13,909.15	.00
401	9046	AUX FUNDS KIDS COUNTRY	.00	8.01	3,910.95	.00	.00	3,910.95
401	9064	SM WONDERS FY14	1,094.40	.00	.00	.00	1,094.40	.00
401	9065	SM WONDERS FY15	3,155.91	.00	.00	.00	3,155.91	.00
401	9066	SM WONDERS	.00	.00	822.46	.00	.00	822.46
432	9097	MANAGE. INFO. SYS. FUND	.80	.00	.00	.00	.00	.80
450	9008	SCHOOLNET PLUS FY2008: GR	1.00	.00	.00	.00	.00	1.00
451	9013	CONNECTIVITY 2013	800.00	.00	.00	.00	.00	800.00
451	9016	CONNECTIVITY FY16	.00	9,900.00	9,900.00	.00	.00	9,900.00
452	9008	SCHOOLNET PROFESSIONAL DE	66.15	.00	.00	.00	.00	66.15
463	9015	ALT ED FY15	1,997.79-	9,031.87	9,031.87	.00	7,034.08	.00
463	9016	ALT ED	.00	6,930.68	6,930.68	3,596.28	8,977.34	2,046.66-
499	9012	INTERN PSYCH FY12	45.81	.00	.00	.00	.00	45.81
499	9013	INTERN PSYCH FY13	39.97	.00	.00	.00	.00	39.97
499	9015	INTERN PSYCH FY15	151.68	.00	.00	.00	.00	151.68
499	9024	LOCAL GOVERNMENT INNOVATI	7,750.00	.00	.00	.00	.00	7,750.00
499	9039	INTERN PSYCHOLOGIST GRANT	2.20	.00	.00	.00	.00	2.20
499	9112	E-TECH BLENDED LEARNING G	321.71	.00	.00	.00	.00	321.71
506	9014	RESIDENT EDUCATOR GRANT	950.00	.00	.00	.00	.00	950.00
516	9015	TITLE VI-B	113,553.83-	314,940.95	314,940.95	.00	198,696.30	2,690.82
516	9016	TITLE VI-B	.00	221,975.22	221,975.22	121,582.33	298,488.54	76,513.32-
516	9115	DESLEXIA GRANT FY 15	.00	.00	.00	.00	11,318.39	11,318.39-
572	9015	TITLE I FY 15	33,395.43	151,555.12	151,555.12	2,436.82	195,216.84	10,266.29-
572	9016	TITLE I	.00	76,771.58	76,771.58	46,273.05	105,755.94	28,984.36-
572	9115	TITLE I-D FY 15	9,325.61-	26,406.16	26,406.16	.00	17,080.55	.00
572	9116	TITLE I-D	.00	.00	.00	1,765.72	3,537.06	3,537.06-
587	9015	PRESCHOOL FY 15	367.25-	4,524.22	4,524.22	.00	4,156.37	.60
587	9016	PRESCHOOL	.00	3,086.24	3,086.24	2,312.97	5,192.78	2,106.54-
590	9015	TITLE II-A FY15	47,131.53-	71,930.54	71,930.54	.00	24,799.01	.00
590	9016	TITLE II-A	.00	23,805.26	23,805.26	7,849.84	32,239.75	8,434.49-
599	9015	CHILD NUTRITION - TEAM NU	1,200.00-	.00	.00	.00	.00	1,200.00-

Date: 11/11/15

FINANCIAL SUMMARY REPORT
Processing Month: October 2015
MEDINA CITY SCHOOL DISTRICT

Page: 6
(FINSUM)

End	Sc	Description	Beginning Balance	MTD Revenues	FYTD Revenues	MTD Expenditures	FYTD Expenditures	Current Available Balance
		Grand Total All Funds	56,762,717.73	8,043,526.99	42747,404.88	7,524,048.51	32106,421.33	67403,701.28
		Total Invested Funds	.00					

Check#	Check Date	Org Sta	Vendor Paid	Check Amount	Status Date
007115	10/07/2015	M/M	GORDON FOOD SERVICE	28,338.09	
007116	10/07/2015	M/M	GORDON FOOD SERVICE	4,702.18	
007117	10/01/2015	M/M	MEMO - FIRST MERIT BANK	318,824.96	
007118	10/20/2015	M/M	MEMO - MEDICAL MUTUAL	83,087.26	
007119	10/14/2015	M/M	MEMO - MEDICAL MUTUAL	148,080.84	
007120	10/02/2015	M/M	MEMO - MEDICAL MUTUAL	179,869.36	
007121	10/02/2015	M/M	MEMO - MEDICAL MUTUAL	70,247.97	
007122	10/16/2015	M/V	MEMO - U.S. BANK (Treas Off)	68.80	10/16/2015
007123	10/16/2015	M/M	MEMO - U.S. BANK PURCHASE CARD	3,971.11	
007124	10/16/2015	M/M	MEMO - U.S. BANK PURCHASE CARD	68.80	
007125	10/28/2015	M/M	MEMO MET LIFE INSURANCE	57,941.61	
007126	10/28/2015	M/M	MEMO MET LIFE INSURANCE	4,142.60	
007127	10/27/2015	M/M	MEMO - MEDICAL MUTUAL	121,119.64	
007128	10/27/2015	M/M	SYSCO FOOD SERVICES CLEVELAND	26,467.56	
007129	10/27/2015	M/M	SYSCO FOOD SERVICES CLEVELAND	2,976.93	
007130	10/09/2015	M/M	OHIO DEPT OF ED - MEMO CK	181,082.85	
007131	10/09/2015	M/M	MEMO - FIRST MERIT BANK	24,512.41	
007132	10/09/2015	M/M	MEMO --S T R S	65,444.61	
007133	10/09/2015	M/M	MEMO - BUREAU WORK COMP	5,039.97	
007134	10/23/2015	M/M	MEMO-MCSD SELF INS. MEDICAL	533,124.28	
007135	10/23/2015	M/M	MEMO DENTAL SELF	40,442.56	
007136	10/23/2015	M/M	MEMO --S T R S	65,478.76	
007137	10/23/2015	M/M	MEMO --S E R S	7,275.82	
007138	10/23/2015	M/M	MEMO - FIRST MERIT BANK	24,804.44	
007139	10/23/2015	M/M	MEMO - BUREAU WORK COMP	5,098.69	
007140	10/30/2015	M/M	MEMO - BUREAU WORK COMP	1,094.69	
007141	10/30/2015	M/M	MEMO - BUREAU WORK COMP	1,624.89	
007142	10/30/2015	M/M	STRS	404,476.00	
007143	10/30/2015	M/M	SERS - MEMO	146,032.00	
007144	10/30/2015	T/T	MEMO -MEDINA CITY SCHOOLS	22,000.00	
007145	10/30/2015	T/T	MEMO -MEDINA CITY SCHOOLS	348,731.25	
608129	10/09/2015	W/R	ABLE NET	1,980.00	10/20/2015
608130	10/09/2015	W/R	AKRON CHILDRENS HOSPITAL	797.74	10/28/2015
608131	10/09/2015	W/R	ALAN T ROLAND	90.00	10/20/2015
608132	10/09/2015	W/R	AMBER SPRING	39.00	10/09/2015
608133	10/09/2015	W/R	AMERICAN FIREWORKS COMPANY INC	3,000.00	10/26/2015
608134	10/09/2015	W/R	AMY ROSENWALD	41.56	10/09/2015
608135	10/09/2015	W/R	ANDREW BRENNER	131.00	10/09/2015
608136	10/09/2015	W/R	ANDREW PRIEST	195.00	10/26/2015
608137	10/09/2015	W/R	ANGELA MARSALA	50.74	10/09/2015
608138	10/09/2015	W/W	ANTHONY BELSITO	342.00	
608139	10/09/2015	W/R	APOLLO PEST CONTROL COMPANY	838.00	10/21/2015
608140	10/09/2015	W/R	APPLE MOBILE LEASING, INC	10,000.00	10/19/2015
608141	10/09/2015	W/R	AQUACLEAR	64.20	10/20/2015
608142	10/09/2015	W/R	ARMSTRONG CABLE	615.39	10/19/2015
608143	10/09/2015	W/R	ARROW UNIFORM	975.38	10/19/2015
608144	10/09/2015	W/R	ASCD	89.00	10/21/2015
608145	10/09/2015	W/W	ASHTON SOUND & COMMUNICATIONS	8,598.00	
608146	10/09/2015	W/R	BAKER & TAYLOR COMPANY	598.75	10/19/2015
608147	10/09/2015	W/R	ADVANCE AUTO PARTS (CARQUEST)	670.32	10/28/2015
608148	10/09/2015	W/R	BIG D GLASS & MIRROR CO	3,643.00	10/19/2015
608149	10/09/2015	W/R	BLUE BUTTON PHOTO BOOTH	700.00	10/19/2015

Check#	Check Date	Org Sta	Vendor Paid	Check Amount	Status Date
608150	10/09/2015	W/R	DAIRYMENS	4,575.55	10/19/2015
608151	10/09/2015	W/R	BRICKER & ECKLER LLP	3,117.00	10/19/2015
608152	10/09/2015	W/R	BRIDGET CHYLIK	14.99	10/09/2015
608153	10/09/2015	W/R	BUCK INSTITUTE FOR EDUCATION	808.44	10/26/2015
608154	10/09/2015	W/R	BUEHLER'S MARKETS	424.07	10/19/2015
608155	10/09/2015	W/R	C MARTIN TRUCKING	1,262.02	10/20/2015
608156	10/09/2015	W/R	CALLOWAY HOUSE, INC	93.00	10/26/2015
608157	10/09/2015	W/R	CAROLINA BIOLOGICAL SUPPLY CO.	433.37	10/20/2015
608158	10/09/2015	W/R	CENTER FOR RESPONSIVE SCHS INC	546.00	10/22/2015
608159	10/09/2015	W/R	CHARNSTROM	255.96	10/21/2015
608160	10/09/2015	W/R	CHOICE LITERACY, INC.	99.00	10/26/2015
608161	10/09/2015	W/R	CHRISTOPHER BRINK	202.50	10/20/2015
608162	10/09/2015	W/R	CINTAS CORPORATION	88.45	10/19/2015
608163	10/09/2015	W/R	CITY OF MEDINA	16,367.97	10/19/2015
608164	10/09/2015	W/R	OHIO CERAMICS SUPPLY, INC.	743.00	10/19/2015
608165	10/09/2015	W/R	COLUMBUS CLAY COMPANY	728.20	10/19/2015
608166	10/09/2015	W/W	CRANDALL COMPANY, INC	838.44	
608167	10/09/2015	W/R	CROWN TROPHY OF MEDINA	1,381.46	10/19/2015
608168	10/09/2015	W/R	DARLENE SPARKS	32.97	10/09/2015
608169	10/09/2015	W/R	DC SYSTEMS, INC.	828.75	10/20/2015
608170	10/09/2015	W/R	DEBBIE QUAIDER	28.37	10/09/2015
608171	10/09/2015	W/R	DELL COMPUTER CORPORATION	2,139.80	10/19/2015
608172	10/09/2015	W/R	DISCOUNT SCHOOL SUPPLY	29.32	10/21/2015
608173	10/09/2015	W/R	DMO FOOD EQUIPMENT	452.50	10/21/2015
608174	10/09/2015	W/R	DOMINO'S PIZZA	175.50	10/28/2015
608175	10/09/2015	W/R	DONALD BARNES	80.00	10/19/2015
608176	10/09/2015	W/R	EASY GRAPHICS CORP	2,387.00	10/21/2015
608177	10/09/2015	W/R	CUYAHOGA COUNTY SCHOOLS	7,290.00	10/19/2015
608178	10/09/2015	W/R	EDUCATIONAL SERVICE CENTER	170.00	10/19/2015
608179	10/09/2015	W/R	ELIZABETH RISSMILLER	1,347.50	10/09/2015
608180	10/09/2015	W/R	EMG	8,500.00	10/20/2015
608181	10/09/2015	W/R	ERIC JACKSON IDEA	75.00	10/26/2015
608182	10/09/2015	W/R	ESC OF MEDINA COUNTY	73,053.86	10/19/2015
608183	10/09/2015	W/R	FASTENAL INDUSTRIAL &	20.40	10/22/2015
608184	10/09/2015	W/R	FOLLETT SCHOOL SOLUTIONS, INC.	4,378.49	10/19/2015
608185	10/09/2015	W/R	FRAN SCHOEN	10,688.00	10/19/2015
608186	10/09/2015	W/R	FRANKLIN COVEY -LEADER IN ME	3,087.98	10/21/2015
608187	10/09/2015	W/R	FRONTIER	8,019.01	10/21/2015
608188	10/09/2015	W/R	FULTON COMMUNICATIONS OF OHIO	31,008.87	10/21/2015
608189	10/09/2015	W/R	GABCA	30.00	10/26/2015
608190	10/09/2015	W/R	GALLEY PRINTING, INC.	171.00	10/19/2015
608191	10/09/2015	W/R	GREATER CLEVELAND BASKETBALL	120.00	10/20/2015
608192	10/09/2015	W/R	GIONINO'S PIZZARIA	86.70	10/21/2015
608193	10/09/2015	W/R	GLIDDEN PROFESSIONAL	52.74	10/19/2015
608194	10/09/2015	W/R	GOODWILL INDUSTRIES AKRON INC	3,397.50	10/09/2015
608195	10/09/2015	W/R	GOPHER SPORT	244.53	10/20/2015
608196	10/09/2015	W/R	GRAINGER SUPPLY CO	256.08	10/20/2015
608197	10/09/2015	W/R	GUNTON CORPORATION	736.12	10/19/2015
608198	10/09/2015	W/R	PIZZA HUT	780.00	10/22/2015
608199	10/09/2015	W/R	HANDWRITING WITHOUT TEARS	593.33	10/22/2015
608200	10/09/2015	W/R	HD SUPPLY FACILITIES	224.90	10/20/2015
608201	10/09/2015	W/R	HG BLAKE PTO	297.50	10/21/2015

Check#	Check Date	Org Sta	Vendor Paid	Check Amount	Status Date
608202	10/09/2015	W/R	HODGE PRODUCTS, INC.	1,964.00	10/21/2015
608203	10/09/2015	W/R	HOME DEPOT	26.70	10/20/2015
608204	10/09/2015	W/R	HOUGHTON MIFFLIN	3,250.00	10/19/2015
608205	10/09/2015	W/R	ICE CREAM SPECIALTIES	1,426.54	10/20/2015
608206	10/09/2015	W/R	IMPACT GROUP	1,250.00	10/22/2015
608207	10/09/2015	W/R	JAMES TERWILLIGER	105.00	10/20/2015
608208	10/09/2015	W/R	JARRETT PUBLISHING CO.	142.45	10/20/2015
608209	10/09/2015	W/V	JE CARSTEN COMPANY	5.40	10/14/2015
608210	10/09/2015	W/R	JENIFER SCOTT	158.91	10/09/2015
608211	10/09/2015	W/R	JENNIFER ULMER	47.52	10/09/2015
608212	10/09/2015	W/R	JILL MILLER	14.72	10/09/2015
608213	10/09/2015	W/R	JOHN S GRIMM, INC.	201.80	10/19/2015
608214	10/09/2015	W/R	JOSEPH ASSION	63.00	10/20/2015
608215	10/09/2015	W/R	JOSHUA E WILSON	112.50	10/21/2015
608216	10/09/2015	W/R	JULIE WILKES	29.42	10/09/2015
608217	10/09/2015	W/R	KAREN McGINTY	60.03	10/09/2015
608218	10/09/2015	W/R	KELI HELMAN	13.93	10/09/2015
608219	10/09/2015	W/R	KELLI KNAPP	32.76	10/09/2015
608220	10/09/2015	W/R	KIWANIS INTERNATIONAL	871.50	10/21/2015
608221	10/09/2015	W/R	KSA EVENTS, INC.	2,500.00	10/20/2015
608222	10/09/2015	W/R	LAKESHORE LEARNING MATERIALS	76.29	10/21/2015
608223	10/09/2015	W/W	LAURA PAGURA	29.94	
608224	10/09/2015	W/R	LEARNING A-Z	84.95	10/20/2015
608225	10/09/2015	W/R	LEARN21: A FLEXIBLE LEARNING	1,139.20	10/20/2015
608226	10/09/2015	W/R	M.C. DJ SERVICES, INC.	1,575.00	10/21/2015
608227	10/09/2015	W/R	MARY CASSIDY	18.57	10/09/2015
608228	10/09/2015	W/R	MARY WYEMURA	77.56	10/09/2015
608229	10/09/2015	W/R	MCGRAW-HILL SCHOOL EDU. LLC	1,293.08	10/20/2015
608230	10/09/2015	W/R	MCI COMM SERVICE	8.49	10/22/2015
608231	10/09/2015	W/R	MCM ELECTRONICS	160.81	10/19/2015
608232	10/09/2015	W/R	MCMMASTER-CARR	9.66	10/19/2015
608233	10/09/2015	W/R	MCS FOOD SERVICE DEPT.	156.51	10/14/2015
608234	10/09/2015	W/R	MEDINA CITY SCHOOLS	40,920.00	10/19/2015
608235	10/09/2015	W/R	MEDINA COUNTY SANITARY	12,413.83	10/19/2015
608236	10/09/2015	W/R	MEDINA CREATIVE ACCESSIBILITY	200.00	10/09/2015
608237	10/09/2015	W/R	MEDINA HARDWARE, INC	781.58	10/20/2015
608238	10/09/2015	W/R	MEDINA TRACTOR SALES	88.90	10/20/2015
608239	10/09/2015	W/R	MICHAEL DORE'	29.94	10/09/2015
608240	10/09/2015	W/R	MICHAEL HARTSHORN	100.00	10/09/2015
608241	10/09/2015	W/R	MICHAEL LYON	112.50	10/19/2015
608242	10/09/2015	W/R	MICHAEL WESNER	592.50	10/28/2015
608243	10/09/2015	W/R	MICHELLE MCGRATH	699.86	10/19/2015
608244	10/09/2015	W/R	MICHAEL ENGLISH	202.50	10/20/2015
608245	10/09/2015	W/R	MIKE WEYAND	205.36	10/09/2015
608246	10/09/2015	W/R	MNJ TECHNOLOGIES DIRECT INC.	2,449.00	10/20/2015
608247	10/09/2015	W/R	MONTVILLE POLICE DEPARTMENT	932.00	10/28/2015
608248	10/09/2015	W/R	MSB CONSULTING GROUP, LLC	298.44	10/20/2015
608249	10/09/2015	W/R	MT BUSINESS TECHNOLOGIES, INC.	680.16	10/19/2015
608250	10/09/2015	W/R	MTM SIGNS	36.00	10/26/2015
608251	10/09/2015	W/R	MYRA BOWYER	195.00	10/21/2015
608252	10/09/2015	W/R	NAPA AUTOMOTIVE PARTS & SERVIC	127.87	10/19/2015
608253	10/09/2015	W/R	NASCO	45.55	10/20/2015

Check#	Check Date	Org Sta	Vendor Paid	Check Amount	Status Date
608254	10/09/2015	W/W	NATIONAL GEOGRAPHIC SCHOOL	1,485.00	
608255	10/09/2015	W/R	NATIONAL GEOGRAPHIC BEE	100.00	10/20/2015
608256	10/09/2015	W/R	NICKLES BAKERY	1,256.92	10/20/2015
608257	10/09/2015	W/R	NOREEN PAFFUMI	40.00	10/09/2015
608258	10/09/2015	W/W	OHIO ASSOC OF STUDENT COUNCILS	300.00	
608259	10/09/2015	W/R	OASSA	1,050.00	10/20/2015
608260	10/09/2015	W/R	OHIO EDISON COMPANY	29,020.46	10/19/2015
608261	10/09/2015	W/R	OHIO HIGH SCHOOL SPEECH LEAGUE	125.00	10/20/2015
608262	10/09/2015	W/R	OHIO SCHOOL BOARDS ASSOC	320.00	10/21/2015
608263	10/09/2015	W/R	OHIO SCHOOLS COUNCIL	5,852.60	10/20/2015
608264	10/09/2015	W/R	PEARSON ASSESSMENTS	807.45	10/19/2015
608265	10/09/2015	W/R	PEARSON PRENTICE HALL	10,016.15	10/20/2015
608266	10/09/2015	W/R	PEPSI-COLA COMPANY	264.60	10/19/2015
608267	10/09/2015	W/R	CAFETERIA-PEPSI COLA ORDERS	955.50	10/19/2015
608268	10/09/2015	W/R	PINE HILLS GOLF COURSE	150.00	10/19/2015
608269	10/09/2015	W/R	PITNEY BOWES	3,003.55	10/20/2015
608270	10/09/2015	W/R	POINT SPRING & DRIVESHAFT CO	144.82	10/19/2015
608271	10/09/2015	W/R	PRO-ED, INC.	1,027.29	10/21/2015
608272	10/09/2015	W/R	QUILL CORPORATION	459.90	10/21/2015
608273	10/09/2015	W/R	R&D INSTRUCTIONAL SOLUTIONS,	49.00	10/30/2015
608274	10/09/2015	W/R	RAFCOMM, INC.	620.00	10/19/2015
608275	10/09/2015	W/R	REALLY GOOD STUFF	809.80	10/20/2015
608276	10/09/2015	W/R	REINHARDT SUPPLY COMPANY	3,953.32	10/20/2015
608277	10/09/2015	W/R	RJ VERNAK REFRIGERATION	552.55	10/26/2015
608278	10/09/2015	W/R	RUSH TRUCK CENTER	341.05	10/26/2015
608279	10/09/2015	W/R	SALSBURY INDUSTRIES	4,518.89	10/21/2015
608280	10/09/2015	W/R	SANSON COMPANY	2,565.95	10/19/2015
608281	10/09/2015	W/R	INFLATABLE IMAGES	645.00	10/19/2015
608282	10/09/2015	W/R	SCHOLASTIC MAGAZINES	2,158.52	10/21/2015
608283	10/09/2015	W/R	SCHOLASTIC MAGAZINES	207.67	10/21/2015
608284	10/09/2015	W/R	SCHOOL SPECIALTY, INC	3,659.16	10/20/2015
608285	10/09/2015	W/R	CLASSROOM DIRECT	405.89	10/20/2015
608286	10/09/2015	W/R	SENDERO THERAPIES, INC.	17,635.50	10/09/2015
608287	10/09/2015	W/R	SHALE CREEK GOLF CLUB	3,582.00	10/19/2015
608288	10/09/2015	W/R	SHELLEY MACK	1,035.00	10/09/2015
608289	10/09/2015	W/R	SMARTSOLUTION TECHNOLOGIES L.P	1,012.00	10/19/2015
608290	10/09/2015	W/R	SMITH BROTHERS INC.	116.21	10/20/2015
608291	10/09/2015	W/R	SPORTSWORLD	1,713.75	10/19/2015
608292	10/09/2015	W/R	STANDARD WELDING & STEEL	97.10	10/20/2015
608293	10/09/2015	W/R	STEPHEN SIVARD	54.00	10/19/2015
608294	10/09/2015	W/R	STERLING PAPER CO.	976.60	10/19/2015
608295	10/09/2015	W/R	SUPERIOR-SPEEDIE PORTABLE	144.00	10/28/2015
608296	10/09/2015	W/R	TALBERT'S COMMERCIAL PRODUCTS	909.33	10/19/2015
608297	10/09/2015	W/R	TEACHER'S DISCOVERY	64.40	10/26/2015
608298	10/09/2015	W/R	THE MISSING PIECE LLC	465.10	10/20/2015
608299	10/09/2015	W/R	TIFFANY EMERSON-KOSMAN	279.99	10/09/2015
608300	10/09/2015	W/R	TODD HODKEY	243.00	10/09/2015
608301	10/09/2015	W/R	TOWN & COUNTRY CO-OP INC.	31,305.40	10/19/2015
608302	10/09/2015	W/R	UNITY SCHOOL BUS PARTS	92.42	10/22/2015
608303	10/09/2015	W/R	USI INC	349.89	10/21/2015
608304	10/09/2015	W/R	VERMILION ATHLETIC DEPT	80.00	10/20/2015
608305	10/09/2015	W/R	WINDFALL INDUSTRIES	607.20	10/19/2015

Check#	Check Date	Org Sta	Vendor Paid	Check Amount	Status Date
608306	10/09/2015	W/R	WOLFF BROS. SUPPLY, INC.	1,035.96	10/19/2015
608307	10/09/2015	W/R	WOODSY'S MUSIC	248.00	10/26/2015
608308	10/09/2015	W/R	YOST EQUIPMENT SALES &	53.10	10/19/2015
608309	10/09/2015	B/R	SHARON SIBILSKI	229.00	10/19/2015
608310	10/09/2015	B/R	TRACEY NEWELL	125.00	10/19/2015
608311	10/09/2015	B/R	HANNAH WARGO	2,500.00	10/19/2015
608312	10/09/2015	B/B	CATHY ROE ULTIMATE DANCE	280.00	
608313	10/09/2015	B/B	BRE-QUIL E JACKSON	18.39	
608314	10/20/2015	W/R	ABC THERAPY, LTD	15,913.50	10/20/2015
608315	10/20/2015	W/W	AC SUPPLY	124.32	
608316	10/20/2015	W/R	ACTION DOOR, INC	463.09	10/30/2015
608317	10/20/2015	W/R	AIR RITE SERVICE COMPANY	298.20	10/28/2015
608318	10/20/2015	W/R	AIRGAS USA, LLC	89.34	10/28/2015
608319	10/20/2015	W/R	AKRON CHILDRENS HOSPITAL	104.94	10/31/2015
608320	10/20/2015	W/R	ALEXANDRA MUSSELMAN	205.45	10/20/2015
608321	10/20/2015	W/R	AMY BUSBY	85.86	10/20/2015
608322	10/20/2015	W/R	ANDERSON'S IT'S ELEMENTARY	599.98	10/30/2015
608323	10/20/2015	W/R	ANGELA MARSALA	118.93	10/20/2015
608324	10/20/2015	W/W	ANTHONY BELSITO	387.00	
608325	10/20/2015	W/R	APPLIED MAINTENANCE SUPPLIES	1,070.54	10/28/2015
608326	10/20/2015	W/R	APPLIED MSS	535.63	10/28/2015
608327	10/20/2015	W/R	ARMSTRONG CABLE	134.95	10/28/2015
608328	10/20/2015	W/R	ARROW UNIFORM	1,850.02	10/28/2015
608329	10/20/2015	W/W	ASHTON SOUND & COMMUNICATIONS	382.95	
608330	10/20/2015	W/R	BAKER & TAYLOR COMPANY	10,356.87	10/28/2015
608331	10/20/2015	W/R	BALL CHEMICAL & EQUIPMENT CO.	492.29	10/30/2015
608332	10/20/2015	W/W	BEYOND WORDS: MUSIC & DANCE	140.00	
608333	10/20/2015	W/R	BLICK ART MATERIALS LLC	881.74	10/28/2015
608334	10/20/2015	W/R	DICK BLICK COMPANY	37.04	10/28/2015
608335	10/20/2015	W/R	DAIRYMENS	3,173.00	10/28/2015
608336	10/20/2015	W/R	BOYERT'S GREENHOUSE	1,648.00	10/28/2015
608337	10/20/2015	W/W	BRECKSVILLE-BROADVIEW HEIGHTS	175.00	
608338	10/20/2015	W/R	BRIAN CONDIT	94.97	10/20/2015
608339	10/20/2015	W/R	BSN SPORTS	74.89	10/28/2015
608340	10/20/2015	W/R	BUEHLER'S MARKETS	152.04	10/28/2015
608341	10/20/2015	W/R	CAROLINA BIOLOGICAL SUPPLY CO.	319.74	10/28/2015
608342	10/20/2015	W/W	CASP	50.00	
608343	10/20/2015	W/R	CATHY LASHER	30.44	10/20/2015
608344	10/20/2015	W/R	CATHY MILLER	167.50	10/20/2015
608345	10/20/2015	W/R	CDI COMPUTER DEALERS, INC.	20,595.00	10/20/2015
608346	10/20/2015	W/R	CINDY BISHOP	114.25	10/20/2015
608347	10/20/2015	W/R	CINTAS CORPORATION	548.13	10/26/2015
608348	10/20/2015	W/R	CITY OF MEDINA	7,267.20	10/26/2015
608349	10/20/2015	W/R	COLLEEN WEHRLEY	199.44	10/20/2015
608350	10/20/2015	W/R	COLUMBIA GAS OF OHIO, INC	229.51	10/28/2015
608351	10/20/2015	W/R	COMDOC, INC.	588.00	10/28/2015
608352	10/20/2015	W/R	CRISIS PREVENTON INST, INC.	8,157.00	10/28/2015
608353	10/20/2015	W/R	CROWN TROPHY OF MEDINA	2,343.40	10/26/2015
608354	10/20/2015	W/R	CURRICULUM ASSOCIATES, INC	138.90	10/28/2015
608355	10/20/2015	W/R	DAMON INDUSTRIES	4,309.81	10/28/2015
608356	10/20/2015	W/R	DARLENE SPARKS	57.00	10/20/2015
608357	10/20/2015	W/R	DAVID BRADLEY	128.11	10/20/2015

Check#	Check Date	Org Sta	Vendor Paid	Check Amount	Status Date
608358	10/20/2015	W/R	DEBBIE QUAIDER	42.99	10/20/2015
608359	10/20/2015	W/R	DELANN HOLLIDAY	22.50	10/20/2015
608360	10/20/2015	W/W	DELTA TIMING GROUP INC.	5,762.28	
608361	10/20/2015	W/R	DENISE JONES	133.07	10/20/2015
608362	10/20/2015	W/R	DOMINO'S PIZZA	182.00	10/28/2015
608363	10/20/2015	W/R	DONALD BARNES	160.00	10/28/2015
608364	10/20/2015	W/R	DYNAMERICAN, INC.	675.00	10/28/2015
608365	10/20/2015	W/R	MAYER-JOHNSON	399.00	10/26/2015
608366	10/20/2015	W/R	EASY GRAPHICS CORP	918.88	10/30/2015
608367	10/20/2015	W/R	EDUCATIONAL SERVICE CENTER	635.00	10/28/2015
608368	10/20/2015	W/R	ELECTRICAL APPLIANCE REPAIR	99.60	10/30/2015
608369	10/20/2015	W/R	ELIZABETH RISSMILLER	420.00	10/20/2015
608370	10/20/2015	W/W	ERIKA SMITH	50.00	
608371	10/20/2015	W/R	ESBER CASH REGISTER	744.00	10/28/2015
608372	10/20/2015	W/R	ESC OF MEDINA COUNTY	75,566.96	10/28/2015
608373	10/20/2015	W/R	FBN SYSTEMS, INC.	630.00	10/30/2015
608374	10/20/2015	W/R	FLAGHOUSE, INC.	641.60	10/28/2015
608375	10/20/2015	W/R	FOLLETT SCHOOL SOLUTIONS, INC.	1,044.21	10/28/2015
608376	10/20/2015	W/R	GALE	50.00	10/30/2015
608377	10/20/2015	W/R	GLIDDEN PROFESSIONAL	65.18	10/28/2015
608378	10/20/2015	W/R	GOPHER SPORT	1,248.68	10/28/2015
608379	10/20/2015	W/R	GRAINGER SUPPLY CO	587.28	10/28/2015
608380	10/20/2015	W/R	GRIZZLY AUTO & TIRE	49.95	10/31/2015
608381	10/20/2015	W/R	HD SUPPLY FACILITIES	107.57	10/28/2015
608382	10/20/2015	W/R	HEINEMANN	525.80	10/28/2015
608383	10/20/2015	W/R	HERFF JONES, INC.	1,517.43	10/30/2015
608384	10/20/2015	W/R	HESCO, INC	258.42	10/30/2015
608385	10/20/2015	W/R	HOLT MCDUGAL	318.68	10/30/2015
608386	10/20/2015	W/R	ICE CREAM SPECIALTIES	1,127.23	10/28/2015
608387	10/20/2015	W/R	INSTITUTE FOR MULTI-SENSORY ED	1,075.00	10/28/2015
608388	10/20/2015	W/R	JACQUELYN HARPER	197.90	10/20/2015
608389	10/20/2015	W/R	JAMA JOHNSON	130.06	10/20/2015
608390	10/20/2015	W/R	JE CARSTEN COMPANY	5.40	10/30/2015
608391	10/20/2015	W/R	JESSICA NIEMANTSVERDRIET	9.16	10/20/2015
608392	10/20/2015	W/R	JOHNSTONE SUPPLY INC.	337.52	10/28/2015
608393	10/20/2015	W/R	JON E. BURKHART	878.49	10/20/2015
608394	10/20/2015	W/R	JOSEPH ASSION	63.00	10/28/2015
608395	10/20/2015	W/R	JOSHUA E WILSON	90.00	10/28/2015
608396	10/20/2015	W/R	JULIA COPLEY	71.30	10/20/2015
608397	10/20/2015	W/R	JULIE WILKES	17.44	10/20/2015
608398	10/20/2015	W/R	K COMPANY, INC	3,960.52	10/28/2015
608399	10/20/2015	W/W	KAASP	40.00	
608400	10/20/2015	W/R	KAREN MCGINTY	138.57	10/20/2015
608401	10/20/2015	W/R	KAREN PLATZ	1,500.00	10/26/2015
608402	10/20/2015	W/R	KATIE SHAFFER	40.00	10/20/2015
608403	10/20/2015	W/R	KELLY KRINER	46.15	10/20/2015
608404	10/20/2015	W/R	KELLY McLAREN-OLIN	20.24	10/20/2015
608405	10/20/2015	W/R	KELVIN LP	398.04	10/31/2015
608406	10/20/2015	W/R	KIM HALLOCK	150.09	10/20/2015
608407	10/20/2015	W/R	KIRK VOZAR	90.00	10/26/2015
608408	10/20/2015	W/R	KROSSOVER INTELLIGENCE INC.	3,200.00	10/31/2015
608409	10/20/2015	W/R	LAKE SHORE LEARNING MATERIALS	24.48	10/28/2015

Check#	Check Date	Org Sta	Vendor Paid	Check Amount	Status Date
608410	10/20/2015	W/R	LAURA CALAIACOVO	71.12	10/20/2015
608411	10/20/2015	W/R	LICENSE DIRECT OPTIONS, LLC	21,590.88	10/20/2015
608412	10/20/2015	W/R	LODI LUMBER	27.74	10/28/2015
608413	10/20/2015	W/R	LORI S KELLY	3,180.00	10/20/2015
608414	10/20/2015	W/W	MARS ELECTRIC CO.	53.76	
608415	10/20/2015	W/R	MCCORMICK'S	494.90	10/30/2015
608416	10/20/2015	W/R	MCMASTER-CARR	124.90	10/30/2015
608417	10/20/2015	W/R	MCS FOOD SERVICE DEPT.	2,151.62	10/26/2015
608418	10/20/2015	W/W	MEDINA ATHLETIC BOOSTERS	1,718.00	
608419	10/20/2015	W/R	MEDINA CITY SCHOOLS	50,500.00	10/26/2015
608420	10/20/2015	W/W	MEDINA COUNTY PORT AUTHORITY	853.00	
608421	10/20/2015	W/R	MEDINA CREATIVE ACCESSIBILITY	64.00	10/20/2015
608422	10/20/2015	W/W	MEDINA HOSPITAL LIFE	459.00	
608423	10/20/2015	W/R	MEGAN WILBUR	80.93	10/20/2015
608424	10/20/2015	W/R	MELANIE BATDORFF	52.22	10/20/2015
608425	10/20/2015	W/R	META -METROPOLITAN EDUCATIONAL	3,483.18	10/28/2015
608426	10/20/2015	W/R	MICHAEL WESNER	180.00	10/28/2015
608427	10/20/2015	W/R	MIDLAND HARDWARE CO.	150.24	10/28/2015
608428	10/20/2015	W/R	MSB CONSULTING GROUP, LLC	271.47	10/28/2015
608429	10/20/2015	W/W	MURDER MYSTERY PLAYERS, INC	775.00	
608430	10/20/2015	W/R	MYRA BOWYER	297.00	10/30/2015
608431	10/20/2015	W/V	NAPA AUTOMOTIVE PARTS & SERVIC	158.88	10/22/2015
608432	10/20/2015	W/W	NAPT	100.00	
608433	10/20/2015	W/R	NASSP	250.00	10/28/2015
608434	10/20/2015	W/R	NASP	199.00	10/28/2015
608435	10/20/2015	W/W	NATIONAL GEOGRAPHIC EXPLORER	103.95	
608436	10/20/2015	W/R	NICHOLAS CERIMELE	23.00	10/20/2015
608437	10/20/2015	W/R	NICKLES BAKERY	1,414.75	10/28/2015
608438	10/20/2015	W/R	NIMCO INC.	127.50	10/28/2015
608439	10/20/2015	W/W	OHIO ASSOC OF STUDENT COUNCILS	650.00	
608440	10/20/2015	W/R	OASSA	490.00	10/30/2015
608441	10/20/2015	W/R	OHIO CAT	15.21	10/28/2015
608442	10/20/2015	W/R	OHIO DEPT OF JOB &	1,191.87	10/30/2015
608443	10/20/2015	W/R	OHIO EDISON COMPANY	72,602.80	10/26/2015
608444	10/20/2015	W/R	OHIO STATE GOLF CLUB	100.00	10/28/2015
608445	10/20/2015	W/W	OHIO STATE UNIVERSITY	450.00	
608446	10/20/2015	W/W	OMLA	30.00	
608447	10/20/2015	W/R	OSPA-OHIO SCHOOL PSYCHOLOGISTS	120.00	10/30/2015
608448	10/20/2015	W/R	PAT O'BRIEN CHEVROLET	74.96	10/30/2015
608449	10/20/2015	W/R	PAUL KIDD	199.18	10/20/2015
608450	10/20/2015	W/R	PEARSON ASSESSMENTS	196.10	10/28/2015
608451	10/20/2015	W/R	PEGGY POEPELMAN	74.41	10/20/2015
608452	10/20/2015	W/R	PENCILS.COM	213.47	10/30/2015
608453	10/20/2015	W/R	CAFETERIA-PEPSI COLA ORDERS	906.24	10/30/2015
608454	10/20/2015	W/R	PHIL LEAK COMPANY	15,000.00	10/30/2015
608455	10/20/2015	W/R	PHONAK, INC	118.39	10/28/2015
608456	10/20/2015	W/R	PIONEER MANUFACTURING CO	420.00	10/26/2015
608457	10/20/2015	W/R	PITSCO	1,436.03	10/28/2015
608458	10/20/2015	W/R	POINT SPRING & DRIVESHAFT CO	838.52	10/28/2015
608459	10/20/2015	W/R	POSITIVE PROMOTIONS	216.50	10/28/2015
608460	10/20/2015	W/R	PROQUEST LLC	5,025.00	10/28/2015
608461	10/20/2015	W/R	QUILL CORPORATION	291.92	10/30/2015

Check#	Check Date	Org Sta	Vendor Paid	Check Amount	Status Date
608462	10/20/2015	W/R	RACHEL McCLOWRY	40.00	10/20/2015
608463	10/20/2015	W/R	REALLY GOOD STUFF	343.41	10/28/2015
608464	10/20/2015	W/R	REBECCA GIBSON	106.54	10/20/2015
608465	10/20/2015	W/R	REINHARDT SUPPLY COMPANY	2,190.20	10/28/2015
608466	10/20/2015	W/R	RENTEQUIP, INC.	174.90	10/30/2015
608467	10/20/2015	W/W	RESOURCES FOR EDUCATORS	231.59	
608468	10/20/2015	W/R	ROBERTA GANGL	23.10	10/20/2015
608469	10/20/2015	W/R	ROBERTS GRAPHICS	401.97	10/28/2015
608470	10/20/2015	W/R	ROSEMARY BALSINGER	51.74	10/20/2015
608471	10/20/2015	W/W	RYAN CAPP	255.00	
608472	10/20/2015	W/R	SALSBURY INDUSTRIES	379.76	10/28/2015
608473	10/20/2015	W/R	SARGENT-WELCH LLC	1.51	10/28/2015
608474	10/20/2015	W/R	SCHOLASTIC/SUPER SCIENCE MAG	140.25	10/28/2015
608475	10/20/2015	W/R	SCHOLASTIC TEACHING RESOURCES	73.56	10/28/2015
608476	10/20/2015	W/R	SCHOOL SPECIALTY, INC	1,777.82	10/28/2015
608477	10/20/2015	W/R	SHAR PRODUCTS CO.	49.98	10/28/2015
608478	10/20/2015	W/R	SHARON OLTERSDORF	115.00	10/20/2015
608479	10/20/2015	W/R	SHASHA GIBBS	49.98	10/20/2015
608480	10/20/2015	W/R	SHAYNA SAMOSKY	52.89	10/20/2015
608481	10/20/2015	W/R	SHELLY BONNER	315.54	10/20/2015
608482	10/20/2015	W/R	SHERWIN WILLIAMS COMPANY	336.58	10/28/2015
608483	10/20/2015	W/R	SHIFFLER EQUIPMENT SALES	169.72	10/28/2015
608484	10/20/2015	W/R	SMETZER'S TIRE CENTER, INC.	2,625.36	10/28/2015
608485	10/20/2015	W/R	SMITH PETERS KALAIL CO., LPA	60.00	10/28/2015
608486	10/20/2015	W/R	STANTON'S SHEET MUSIC	185.61	10/26/2015
608487	10/20/2015	W/R	STEPHEN SIVARD	180.00	10/28/2015
608488	10/20/2015	W/R	STERLING PAPER CO.	458.70	10/26/2015
608489	10/20/2015	W/W	SUBURBAN SCHOOL	18,827.00	
608490	10/20/2015	W/R	TALBERT'S COMMERCIAL PRODUCTS	470.71	10/26/2015
608491	10/20/2015	W/R	TAYLOR CONSULTING GROUP	1,277.00	10/30/2015
608492	10/20/2015	W/R	TCI	2,079.00	10/30/2015
608493	10/20/2015	W/R	TEACHER'S DISCOVERY	36.90	10/30/2015
608494	10/20/2015	W/R	TECHNOLOGY ENGINEERING	16,306.50	10/20/2015
608495	10/20/2015	W/R	TERI LEWIS	56.77	10/20/2015
608496	10/20/2015	W/R	THE MISSING PIECE LLC	8.95	10/28/2015
608497	10/20/2015	W/R	AAA AUTO CLUB	42.50	10/30/2015
608498	10/20/2015	W/R	TIFFANY EMERSON-KOSMAN	82.11	10/20/2015
608499	10/20/2015	W/W	TIME FOR KIDS	149.20	
608500	10/20/2015	W/R	TINA CASSIDY	78.61	10/20/2015
608501	10/20/2015	W/R	AUDITOR OF STATE'S OFFICE	8,635.90	10/28/2015
608502	10/20/2015	W/V	UNITY SCHOOL BUS PARTS	47.42	10/22/2015
608503	10/20/2015	W/W	US GAMES	126.22	
608504	10/20/2015	W/R	VEND-RICKS INC.	120.00	10/30/2015
608505	10/20/2015	W/R	VERIZON WIRELESS	330.66	10/28/2015
608506	10/20/2015	W/R	WARD'S SCIENCE	175.05	10/26/2015
608507	10/20/2015	W/R	WENDY SHUBROWSKY	91.97	10/20/2015
608508	10/20/2015	W/R	WOLFF BROS. SUPPLY, INC.	433.71	10/28/2015
608509	10/20/2015	W/W	WOODWIND AND BRASSWIND	63.00	
608510	10/20/2015	W/R	WORLD TRUCK TOWING &	150.00	10/28/2015
608511	10/20/2015	W/R	YOST EQUIPMENT SALES &	282.60	10/26/2015
608512	10/20/2015	W/R	ZEE MEDICAL INC.	284.85	10/28/2015
608513	10/20/2015	W/R	ADRIAN DANUT	60.00	10/28/2015

Check#	Check Date	Org Sta	Vendor Paid	Check Amount	Status Date
608514	10/20/2015	W/W	BAUMSPAGE.COM, LLC	116.00	
608515	10/20/2015	W/R	CRAIG LANE	100.00	10/28/2015
608516	10/20/2015	W/R	DAVID K RICHARDS	120.00	10/26/2015
608517	10/20/2015	W/R	DENISE GRIMES	80.00	10/31/2015
608518	10/20/2015	W/R	DON FERGUSSON	80.00	10/28/2015
608519	10/20/2015	W/W	DONALD F WILLIAMS	50.00	
608520	10/20/2015	W/R	DONALD J WILLIAMS	120.00	10/28/2015
608521	10/20/2015	W/W	DOUGLAS A GILBERT	120.00	
608522	10/20/2015	W/W	HARRY BENDZUCK	80.00	
608523	10/20/2015	W/R	JAMES DEMO	120.00	10/28/2015
608524	10/20/2015	W/R	JIM SELLERS	80.00	10/28/2015
608525	10/20/2015	W/W	JOHN A CUSHER	80.00	
608526	10/20/2015	W/R	LEE SPARROW	50.00	10/28/2015
608527	10/20/2015	W/W	LUCAS GILBERT	80.00	
608528	10/20/2015	W/W	MARK MABRY	50.00	
608529	10/20/2015	W/W	MARTHA TAYLOR	80.00	
608530	10/20/2015	W/R	MARY LOU SCHERER	100.00	10/30/2015
608531	10/20/2015	W/R	MICHAEL FUNK	40.00	10/30/2015
608532	10/20/2015	W/R	PHILIP HORVATH	120.00	10/31/2015
608533	10/20/2015	W/R	RALPH DURBIN	40.00	10/28/2015
608534	10/20/2015	W/R	ROBERT NEIDERT	80.00	10/28/2015
608535	10/20/2015	W/R	ROBERT T SMALLING	120.00	10/28/2015
608536	10/20/2015	W/R	STEVE ADAMS	40.00	10/30/2015
608537	10/20/2015	W/R	TOM EATON	120.00	10/28/2015
608538	10/20/2015	W/W	WILLIAM GOEBEL	80.00	
608539	10/20/2015	W/W	WILLIAM LESTER JR	100.00	
608540	10/21/2015	B/B	GARY MALISE	600.00	
608541	10/21/2015	B/R	JAY PROSPAL	527.00	10/31/2015
608542	10/21/2015	B/R	JILL BAYLESS	300.00	10/28/2015
608543	10/21/2015	B/B	RYAN DOWNING	1,100.00	
608544	10/21/2015	B/R	ADRIAN MIGUEL	295.00	10/28/2015
608545	10/21/2015	B/R	CYNTHIA RELIK	37.50	10/30/2015
608546	10/21/2015	B/B	MUNG FANG GAO	50.00	
608547	10/21/2015	B/R	JOYCE HELTON	37.50	10/28/2015
608548	10/21/2015	B/R	CHRISTOPHER RAINALDI	152.00	10/28/2015
608549	10/28/2015	W/W	PRAXAIR	22.90	
608550	10/28/2015	W/W	ADLER TEAM SPORTS	1,745.50	
608551	10/28/2015	W/W	AIRGAS USA, LLC	65.73	
608552	10/28/2015	W/W	AKRON CHILDRENS HOSPITAL	24,810.80	
608553	10/28/2015	W/W	ALBRIGHT SECURITY CENTER, INC.	3,444.60	
608554	10/28/2015	W/R	ALEXANDRA MUSSELMAN	560.50	10/28/2015
608555	10/28/2015	W/R	ALISON YATES	216.32	10/28/2015
608556	10/28/2015	W/W	AMAZON.COM	3,036.02	
608557	10/28/2015	W/R	AMY ROSENWALD	21.07	10/28/2015
608558	10/28/2015	W/R	ANDREE E WHITE	24.00	10/28/2015
608559	10/28/2015	W/W	ANDY THIBODEAU PROGRAMS, INC.	2,500.00	
608560	10/28/2015	W/W	ANTHONY BELSITO	180.00	
608561	10/28/2015	W/W	APPLIED MSS	286.03	
608562	10/28/2015	W/W	ARMSTRONG CABLE	64.95	
608563	10/28/2015	W/W	ARROW UNIFORM	1,925.12	
608564	10/28/2015	W/W	ASCA	258.00	
608565	10/28/2015	W/W	ASCD	53.10	

Check#	Check Date	Org Sta	Vendor Paid	Check Amount	Status Date
608566	10/28/2015	W/W	AUTO-JET MUFFLER CORP.	2,181.01	
608567	10/28/2015	W/W	BAKER & TAYLOR COMPANY	248.89	
608568	10/28/2015	W/W	ADVANCE AUTO PARTS (CARQUEST)	1,238.06	
608569	10/28/2015	W/W	WAYNE COLLEGE BOOKSTORE	19,423.07	
608570	10/28/2015	W/W	BARNES & NOBLE EDUCATION, INC	8,158.55	
608571	10/28/2015	W/W	DICK BLICK COMPANY	18.52	
608572	10/28/2015	W/W	DAIRYMENS	6,239.10	
608573	10/28/2015	W/W	BOUND TREE MEDICAL	112.98	
608574	10/28/2015	W/W	BROOKES PUBLISHING COMPANY	1,793.70	
608575	10/28/2015	W/W	BUEHLER'S MARKETS	481.29	
608576	10/28/2015	W/W	C G KISH FIRE EQUIPMENT	119.90	
608577	10/28/2015	W/W	CAROL ANDREGG	750.00	
608578	10/28/2015	W/W	CAROLINA BIOLOGICAL SUPPLY CO.	227.45	
608579	10/28/2015	W/W	DOMINIC'S PIZZA	230.00	
608580	10/28/2015	W/W	CHOICE LITERACY, INC.	99.00	
608581	10/28/2015	W/R	CHRISTINA HAMMAN	169.05	10/28/2015
608582	10/28/2015	W/W	CHRONICLE TELEGRAM	251.88	
608583	10/28/2015	W/W	CINTAS CORPORATION	151.23	
608584	10/28/2015	W/W	CITY OF MEDINA	12,759.64	
608585	10/28/2015	W/W	CLASSROOM SUPPLY MART	97.90	
608586	10/28/2015	W/W	COLORAMICS, LLC DBA OHIO CERAM	446.80	
608587	10/28/2015	W/W	COLUMBIA GAS OF OHIO, INC	3,275.77	
608588	10/28/2015	W/W	COMPANY HEALTHCARE	475.00	
608589	10/28/2015	W/W	CRANDALL COMPANY, INC	109.08	
608590	10/28/2015	W/W	CROWN TROPHY OF MEDINA	135.00	
608591	10/28/2015	W/R	DEBBIE QUAIDER	18.41	10/28/2015
608592	10/28/2015	W/W	DEBBIE QUAIDER	19.93	
608593	10/28/2015	W/R	DEBRA LEONARD	21.56	10/28/2015
608594	10/28/2015	W/R	DELANN HOLLIDAY	24.47	10/28/2015
608595	10/28/2015	W/W	DOMINO'S PIZZA	910.50	
608596	10/28/2015	W/W	DONALD BARNES	90.00	
608597	10/28/2015	W/W	DYNA SYSTEMS	829.81	
608598	10/28/2015	W/W	EASTER SEALS NORTHERN OHIO	360.00	
608599	10/28/2015	W/W	CUYAHOGA COUNTY SCHOOLS	23,085.00	
608600	10/28/2015	W/R	ELIZABETH RISSMILLER	280.00	10/28/2015
608601	10/28/2015	W/W	ELLISON EDUCATIONAL EQUIPMENT	326.48	
608602	10/28/2015	W/W	EMPOWER LEARNING LLC	3,181.00	
608603	10/28/2015	W/W	ERIC CURTS	750.00	
608604	10/28/2015	W/W	ESBER CASH REGISTER	9.64	
608605	10/28/2015	W/W	FAIR-PLAY	96.60	
608606	10/28/2015	W/W	FBN SYSTEMS, INC.	700.00	
608607	10/28/2015	W/W	FEDERAL EXPRESS CORP	11.11	
608608	10/28/2015	W/W	FOLLETT SCHOOL SOLUTIONS, INC.	1,070.02	
608609	10/28/2015	W/W	FRANKLIN COVEY -LEADER IN ME	2,392.00	
608610	10/28/2015	W/W	FRONTIER	6,271.26	
608611	10/28/2015	W/W	GENERAL MAINTENANCE	385.64	
608612	10/28/2015	W/W	GORDON FOOD SERVICE	311.48	
608613	10/28/2015	W/W	GORDON FOOD SERVICE	116.65	
608614	10/28/2015	W/W	GRAINGER SUPPLY CO	121.95	
608615	10/28/2015	W/W	GRIZZLY AUTO & TIRE	49.95	
608616	10/28/2015	W/W	PIZZA HUT	877.50	
608617	10/28/2015	W/W	HANDWRITING WITHOUT TEARS	697.07	

Check#	Check Date	Org Sta	Vendor Paid	Check Amount	Status Date
608618	10/28/2015	W/W	HAWKINS MARKET	159.55	
608619	10/28/2015	W/W	HOBART SALES&SERV,HMR/INNOTECH	228.43	
608620	10/28/2015	W/W	HOUSE OF FLOWERS & GIFTS	183.00	
608621	10/28/2015	W/W	ICE CREAM SPECIALTIES	1,046.12	
608622	10/28/2015	W/W	INNOVATIVE SOLUTIONS	1,945.00	
608623	10/28/2015	W/R	JEANNE BLANKENSHIP	32.01	10/28/2015
608624	10/28/2015	W/R	JENNIFER PHILLIPS	112.14	10/28/2015
608625	10/28/2015	W/W	JOHN R. GREEN CO.	651.24	
608626	10/28/2015	W/R	KAREN McGINTY	51.81	10/28/2015
608627	10/28/2015	W/R	KATE HARBAUGH	43.41	10/28/2015
608628	10/28/2015	W/V	KIWANIS INTERNATIONAL	5.72	10/29/2015
608629	10/28/2015	W/R	KIMBERLY EVILSIZER	224.83	10/28/2015
608630	10/28/2015	W/R	LANGUAGE LEARNING ASSOCIATES	53,322.50	10/28/2015
608631	10/28/2015	W/W	LEARN21: A FLEXIBLE LEARNING	105.00	
608632	10/28/2015	W/W	LEGO EDUCATION	16,178.59	
608633	10/28/2015	W/W	LIBERTY MUTUAL INSURANCE	10,000.00	
608634	10/28/2015	W/W	LODI LUMBER	76.65	
608635	10/28/2015	W/R	LORI S KELLY	2,970.00	10/28/2015
608636	10/28/2015	W/W	MACIE PUBLISHING COMPANY	732.46	
608637	10/28/2015	W/W	MAGICAL THEATRE COMPANY	510.00	
608638	10/28/2015	W/W	MARCO'S PIZZA, INC	37.45	
608639	10/28/2015	W/W	MARY GRACE MEMORIAL FOUNDATION	402.77	
608640	10/28/2015	W/R	MARY JARSTFER	119.00	10/28/2015
608641	10/28/2015	W/R	MARY WYEMURA	136.87	10/28/2015
608642	10/28/2015	W/W	MATH-U-SEE	153.07	
608643	10/28/2015	W/W	MCM ELECTRONICS	97.98	
608644	10/28/2015	W/W	MCMMASTER-CARR	121.22	
608645	10/28/2015	W/R	MCS FOOD SERVICE DEPT.	186.51	10/31/2015
608646	10/28/2015	W/W	MEDIA LEADERS LLC	6,800.00	
608647	10/28/2015	W/R	MEDINA CREATIVE ACCESSIBILITY	264.00	10/28/2015
608648	10/28/2015	W/W	MIDLAND HARDWARE CO.	603.26	
608649	10/28/2015	W/W	MOBILE MINI INC	453.44	
608650	10/28/2015	W/W	MONTVILLE POLICE DEPARTMENT	68.00	
608651	10/28/2015	W/W	MSB CONSULTING GROUP, LLC	398.34	
608652	10/28/2015	W/W	MTM SIGNS	24.00	
608653	10/28/2015	W/W	MUSIC THERAPY ENRICHMENT	600.00	
608654	10/28/2015	W/W	NAGC	139.00	
608655	10/28/2015	W/W	NAPA AUTOMOTIVE PARTS & SERVIC	216.54	
608656	10/28/2015	W/W	NATIONAL GEOGRAPHIC EXPLORER	935.55	
608657	10/28/2015	W/W	NATIONAL GEOGRAPHIC BEE	100.00	
608658	10/28/2015	W/W	NICKLES BAKERY	1,714.04	
608659	10/28/2015	W/W	OHIO POOL EQUIP. & SUPPLY CO.	108.05	
608660	10/28/2015	W/W	OHIO ASSOC OF STUDENT COUNCILS	50.00	
608661	10/28/2015	W/W	OHIO CAT	1,416.43	
608662	10/28/2015	W/W	OHIO STATE UKELELE CLUB	46.00	
608663	10/28/2015	W/W	OSPA-OHIO SCHOOL PSYCHOLOGISTS	231.00	
608664	10/28/2015	W/W	CAFETERIA-PEPSI COLA ORDERS	497.16	
608665	10/28/2015	W/W	PITNEY BOWES	451.16	
608666	10/28/2015	W/W	PITSCO	1,098.80	
608667	10/28/2015	W/W	POINT SPRING & DRIVESHAFT CO	1,621.88	
608668	10/28/2015	W/W	R & R ENGINE & MACHINE	664.20	
608669	10/28/2015	W/R	RACHAEL FOLKMAN	437.33	10/28/2015

Check#	Check Date	Org Sta	Vendor Paid	Check Amount	Status Date
608670	10/28/2015	W/W	RAFCOMM, INC.	513.70	
608671	10/28/2015	W/W	RAMSEYER FARMS, LTD.	402.00	
608672	10/28/2015	W/W	REINHARDT SUPPLY COMPANY	3,759.28	
608673	10/28/2015	W/W	RENTEQUIP, INC.	37.10	
608674	10/28/2015	W/W	ROJEN COMPANY	229.09	
608675	10/28/2015	W/R	RONALD L FULLER	375.82	10/28/2015
608676	10/28/2015	W/W	ROWLEYS WHOLESALE	269.18	
608677	10/28/2015	W/W	SAFETY SYSTEM CONTROLS, INC	3,963.23	
608678	10/28/2015	W/W	SANSON COMPANY	4,068.45	
608679	10/28/2015	W/W	SCHOLASTIC BOOK FAIRS	5,040.38	
608680	10/28/2015	W/W	SCHOLASTIC/SUPER SCIENCE MAG	134.15	
608681	10/28/2015	W/W	SCHOLASTIC MAGAZINES	206.77	
608682	10/28/2015	W/W	SCHOLASTIC MAGAZINES	153.78	
608683	10/28/2015	W/W	SCHOLASTIC, INC.-READ 180	163.23	
608684	10/28/2015	W/W	SCHOOL SPECIALTY, INC	1,222.10	
608685	10/28/2015	W/W	SCOTT SCRIVEN LLP	5,860.58	
608686	10/28/2015	W/R	SENDERO THERAPIES, INC.	17,702.50	10/28/2015
608687	10/28/2015	W/W	SERVICE STATION EQUIP. CO., INC	391.18	
608688	10/28/2015	W/W	SHEARER EQUIPMENT	1,959.92	
608689	10/28/2015	W/W	SHERWIN WILLIAMS COMPANY	214.80	
608690	10/28/2015	W/W	SMETZER'S TIRE CENTER, INC.	2,694.12	
608691	10/28/2015	W/W	SMITH PETERS KALAIL CO., LPA	1,958.50	
608692	10/28/2015	W/W	SOCIAL STUDIES SCHOOL SERVICE	67.14	
608693	10/28/2015	W/W	SOLUTIONS BEHAVIORAL	1,705.00	
608694	10/28/2015	W/W	SPORTSWORLD	5,368.83	
608695	10/28/2015	W/W	STAGE ACCENTS	1,704.51	
608696	10/28/2015	W/W	STANDARD WELDING & STEEL	69.89	
608697	10/28/2015	W/W	STAPLES BUSINESS ADVANTAGE	99.99	
608698	10/28/2015	W/W	SUBURBAN SCHOOL	37,086.50	
608699	10/28/2015	W/W	SUPERIOR CLEANERS, INC.	2,243.95	
608700	10/28/2015	W/W	TALBERT'S COMMERCIAL PRODUCTS	147.49	
608701	10/28/2015	W/R	TERESA MEGYES	40.00	10/28/2015
608702	10/28/2015	W/R	TERESA TAYLOR	118.34	10/28/2015
608703	10/28/2015	W/R	TERRI BRADY	48.14	10/28/2015
608704	10/28/2015	W/W	THYSSEN KRUPP ELEVATOR CORP	1,468.65	
608705	10/28/2015	W/W	TIME FOR KIDS	245.70	
608706	10/28/2015	W/W	OHIO DEPARTMENT OF COMMERCE	494.50	
608707	10/28/2015	W/W	US SCHOOL SUPPLY	173.80	
608708	10/28/2015	W/W	VERIZON BUSINESS	983.12	
608709	10/28/2015	W/W	WESTERN STATES ENVELOPE	543.73	
608710	10/28/2015	W/W	WINDFALL INDUSTRIES	1,416.00	
608711	10/28/2015	W/W	WOLFF BROS. SUPPLY, INC.	986.35	
608712	10/28/2015	W/V	WORLD TRUCK TOWING &	150.00	10/29/2015
608713	10/28/2015	W/W	XPEDX, A VERITIV COMPANY	14,671.46	
608714	10/28/2015	W/W	YOST EQUIPMENT SALES &	567.68	
608715	10/29/2015	B/B	ANITA PELTON	258.00	
608716	10/29/2015	B/B	JOHN DREHS	58.00	
608717	10/29/2015	B/B	MICHELE LAW	330.00	
608718	10/29/2015	B/B	STEVE GAZY	49.80	
608719	10/29/2015	B/R	SHELLEY MACK	199.68	10/29/2015
608720	10/29/2015	B/B	FRAN SCHOEN	4,657.92	
608721	10/29/2015	B/R	SENDERO THERAPIES, INC.	12,574.33	10/29/2015

Date: 11/11/2015

C H E C K R E G I S T E R
Processing Month: October 2015
MEDINA CITY SCHOOL DISTRICT

Page: 13
(CHKREG)

Check#	Check Date	Org Sta	Vendor Paid	Check Amount	Status Date
608722	10/29/2015	B/R	LORI S KELLY	669.60	10/29/2015
608723	10/29/2015	B/R	ABC THERAPY, LTD	5,006.02	10/29/2015
608724	10/29/2015	B/R	LANGUAGE LEARNING ASSOCIATES	9,010.94	10/29/2015
608725	10/29/2015	B/B	JENNIFER LETNER	35.00	
608726	10/29/2015	B/B	CASSIDY KEESEE	357.00	
608727	10/29/2015	W/W	AMAZON.COM	5.72	
942298	10/09/2015	C/C	MEMO -MEDINA CITY SCHOOLS	1,700,017.86	
942299	10/23/2015	C/C	MEMO -MEDINA CITY SCHOOLS	1,683,210.66	
Total Checks Issued				\$ 7,608,146.59	

GENERAL FUND-TRUE DAYS CASH

Includes Emergency Levy

