

Medina City Schools

General Fund Analysis

October 31, 2016

	2016-2017 Original Estimate (1)	Y-T-D Actual July 2016 - June 2017 (2)	Percent	Variance (3)
Beginning Balance - July 1, 2016		48,376,543.79		0.00
General Fund	37,712,097.32			
Other Funds - Emergency Levy	10,664,446.47			
Revenue	<u>77,011,145.00</u>	<u>34,141,482.36</u>	<u>44.3%</u>	<u>42,869,662.64</u>
	77,011,145.00	34,141,482.36		42,869,662.64
Expenditures	72,951,865.00	25,881,414.98	35.5%	47,070,450.02
Encumbrance	650,000.00	1,933,416.37		-1,283,416.37
	<u>73,601,865.00</u>	<u>27,814,831.35</u>		<u>45,787,033.65</u>
Ending Balance - June 30, 2017	51,785,823.79	54,703,194.80		-2,917,371.01

Original Estimate revenue, expenditure and encumbrance taken from May 2016 five-year forecast
plus Return of Advances issued June 2016.

Includes November 2013 Emergency Levy

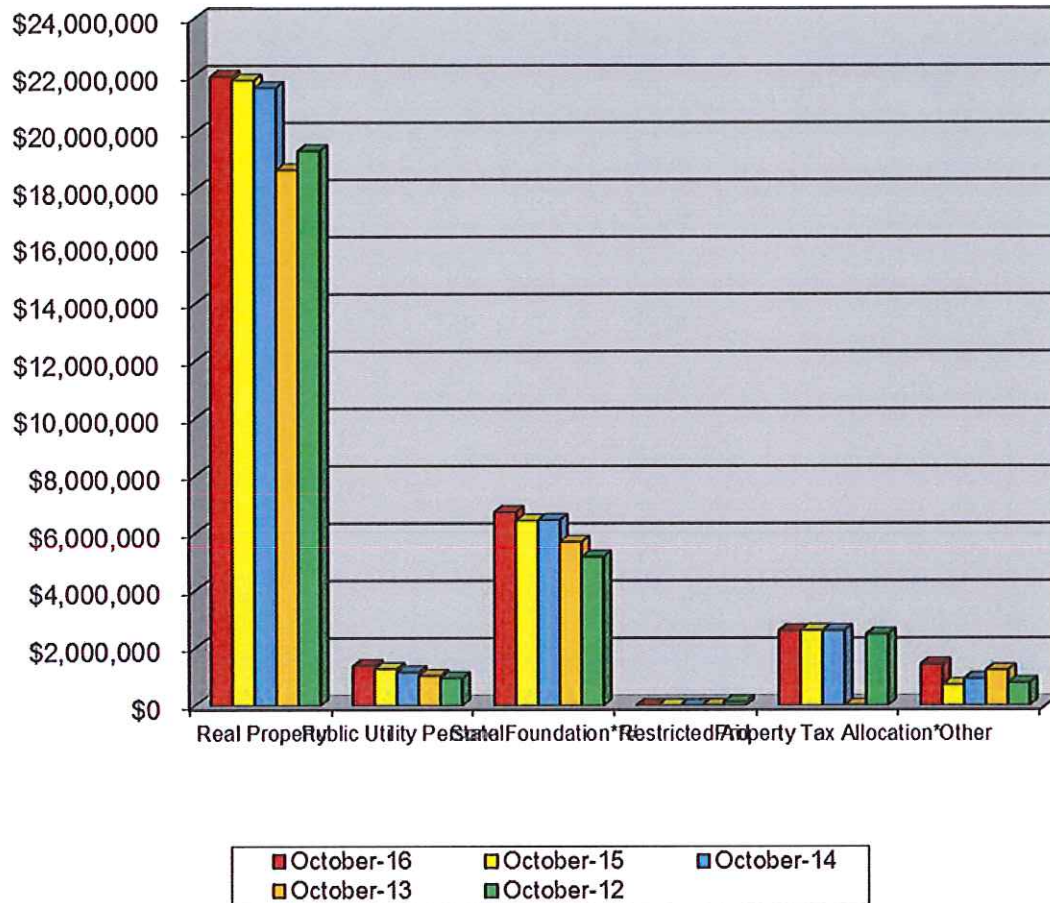
General Fund Summary

October 2016

Revenues

1. Real Property Taxes – Total Real Property Taxes received from the beginning of the fiscal year until October 31, 2016 is \$21,963,304.36. This is an increase of 0.6% above last year's taxes received at this time. \$-0- was collected in October.
2. Public Utility Personal Property Taxes – Total Public Utility Personal Property Taxes received from the beginning of the fiscal year until October 31, 2016 is \$1,384,942.06. These monies are distributed upon settlement from the County Auditor. The amounts are listed in a separate line for State and five-year forecasting purposes. \$1,384,942.06 was transferred upon property tax settlement in August.
3. State Foundation – State Foundation monies received from the State of Ohio from the beginning of the fiscal year until October 31, 2016 total \$6,743,329.16. This is an increase of 4.6% above last year's foundation money received at this time. This includes \$179,200.91 in Casino revenues for the year. \$1,898,914.36 was collected in October.
4. Restricted Aid – Restricted Aid monies are for Career Tech funding. Monies received from the beginning of the fiscal year until October 31, 2016 total \$4,911.71. \$1,163.68 was collected in October.
5. Homestead and Rollback – Monies received from the State of Ohio from the beginning of the fiscal year until October 31, 2016 total \$2,610,703.70. Receipts are based upon the real property taxes collected and Homestead filings with the County Auditor. These revenues also include monies for personal property tax loss reimbursement from the State. The State will again be reducing the distribution of personal property tax loss reimbursement for the schools and will distribute these monies in November and May. \$2,610,703.70 was collected in October.
6. Other – Other monies received from the beginning of the fiscal year until October 31, 2016 total \$1,434,291.37. This is an increase of 98.4% above last year at this time and is due to Other Local Taxes, Tuition, Interest Earnings, Pay to Participate Fees, Rent, Parking Fees, Miscellaneous Revenues, Field Trips, Return of Advance, and Refund of Prior Year's Expenditures. \$469,526.39 was collected in October.

General Fund Revenue



	October-16	October-15	October-14	October-13	October-12	Current Forecast
Real Property	\$21,963,304	\$21,829,340	\$21,566,395	\$18,693,602	\$19,361,158	\$46,642,665
Public Utility Personal	\$1,384,942	\$1,278,953	\$1,162,428	\$1,036,985	\$956,682	\$2,843,373
State Foundation**#	\$6,743,329	\$6,444,571	\$6,467,170	\$5,703,727	\$5,187,271	\$20,622,359
Restricted Aid	\$4,912	\$2,135	\$2,116	\$11,370	\$130,702	\$62,697
Property Tax Allocation*	\$2,610,704	\$2,621,863	\$2,614,326	\$10,454	\$2,486,014	\$6,146,508
Other	\$1,434,291	\$723,024	\$933,518	\$1,232,319	\$791,928	\$2,821,338
Total	\$34,141,482	\$32,899,885	\$32,745,953	\$26,688,457	\$28,913,755	\$79,138,940
State %	27.4%	27.6%	27.7%	21.5%	27.0%	

Includes Homestead/Rollback, Tangible Personal Property Tax Fixed Rate Loss Reimbursement and Electric Deregulation.

* Includes Casino Revenue in State Foundation beginning January 2013 and Economic Disadvantaged Funding in November 2013.

† Includes a one time Hold Harmless on TPP in May 2016

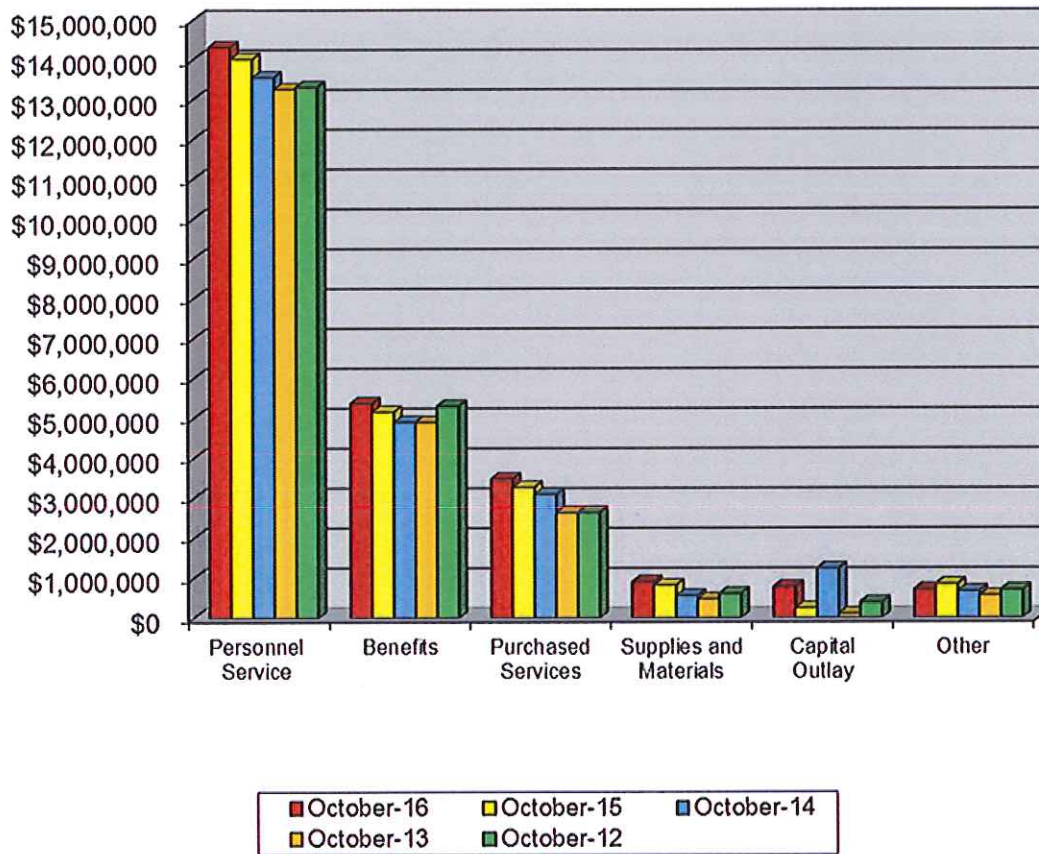
General Fund Summary

October 2016

Expenditures

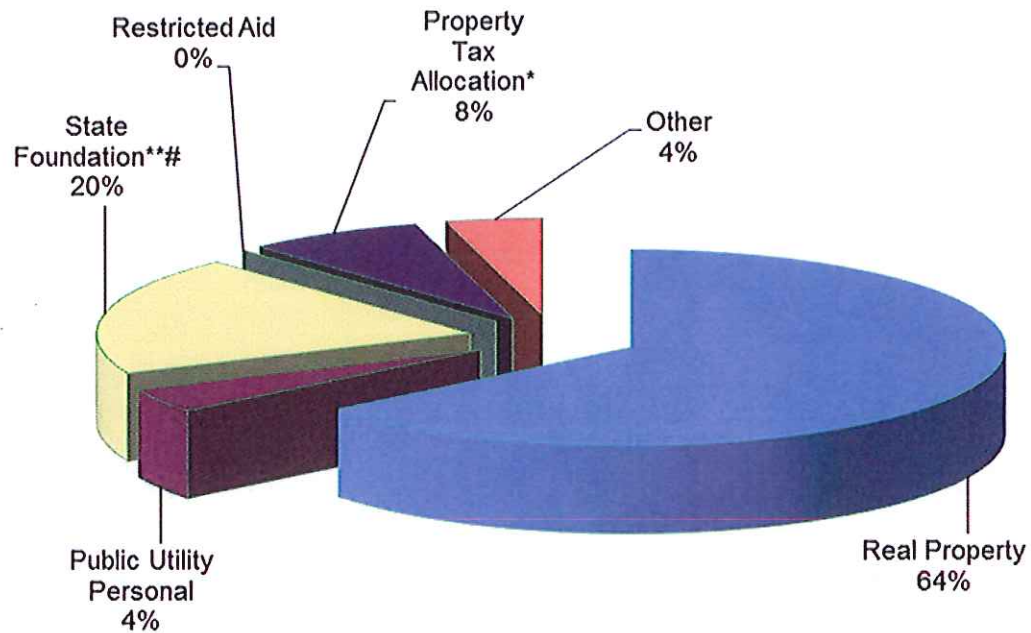
1. Personnel Services– The costs for personnel services for the School District from the beginning of the fiscal year until October 31, 2016 was \$14,318,120.35. This was an increase of 2.2% above last year at this. \$3,271,089.94 was spent in October.
2. Benefits – The cost for benefits for the School District from the beginning of the fiscal year until October 31, 2016 was \$5,372,827.55. This was an increase of 4.2% above last year at this time. \$1,287,274.84 was spent in October.
3. Purchased Services – The cost for purchased services for the district from the beginning of the fiscal year until October 31, 2016 total \$3,480,550.86. This was a 6.4% increase above last year at this time. \$872,576.18 was spent in October. GAAP Audit, Repairs-Transportation, Rental/Leases, Postage, Electricity, Gas, Tuition, and Open Enrollment account for the increase.
4. Supplies and Materials – The cost for supplies and materials for the district from the beginning of the fiscal year until October 31, 2016 total \$904,217.29. This was a 10.5% increase above last year at this time. \$113,996.70 was spent in October. General Supplies, Textbooks, Custodial/Maintenance/HVAC Supplies, Transportation Supplies, Fuel, and Tires account for this increase.
5. Capital Outlay – The cost for capital outlay for the district from the beginning of the fiscal year until October 31, 2016 total \$757,891.67. This was a 219.6% increase above last year at this time and was mainly due to the purchase of Technology Equipment and School Bus Lease/Purchase. \$20,695.23 was spent in October.
6. Other – The cost of other expenditures excluding transfers for the district was \$712,155.68 for the fiscal year until October 31, 2016. This was a 15.7% decrease below last year at this time. \$164,350.35 was spent in October. Fiscal Dues and Fees, and County Board Services make up the majority of this decrease.

General Fund Expenditures

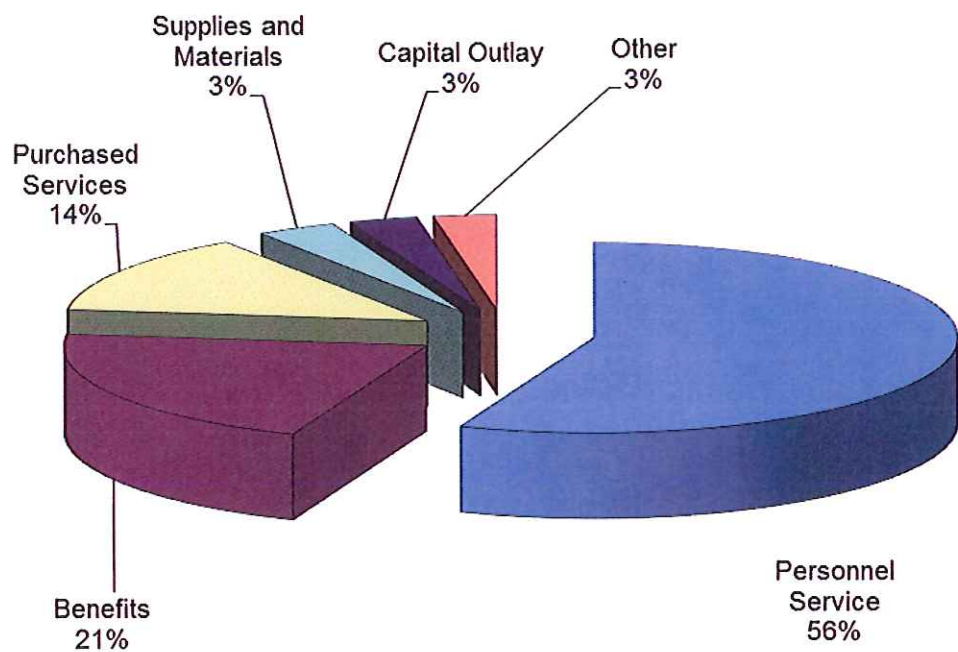


	October-16	October-15	October-14	October-13	October-12	Current Forecast
Personnel Service	\$14,318,120	\$14,016,231	\$13,559,502	\$13,257,892	\$13,312,054	\$43,100,095
Benefits	\$5,372,828	\$5,156,988	\$4,906,698	\$4,897,834	\$5,304,278	\$15,509,314
Purchased Services	\$3,480,551	\$3,270,900	\$3,095,918	\$2,634,583	\$2,638,966	\$9,208,579
Supplies and Materials	\$904,217	\$818,218	\$558,490	\$470,951	\$608,210	\$1,980,090
Capital Outlay	\$778,587	\$243,570	\$1,236,759	\$102,405	\$389,324	\$1,103,300
Other	\$712,156	\$844,941	\$668,337	\$560,492	\$700,583	\$1,974,346
Transfers and Adv., Etc.	\$314,956	\$348,731	\$307,538	\$0	\$0	\$493,894
Other than Debt						
Total	\$25,881,415	\$24,699,579	\$24,333,242	\$21,924,157	\$22,953,415	\$73,369,618

Current General Fund Revenue



Current General Fund Expenditures



			Balance
Bank Balance - Regular Account			3,305,161.76
Financial Checks Outstanding	444,803.54		
Worker Comp Outstanding	0.00		
Flex O/S Checks	900.56		
Payroll Checks Outstanding	<u>81,467.28</u>		
	(527,171.38)		2,777,990.38
Flex Spending Bank Acct	7,680.23		
Investments:			
Sweep Account	110,000.00		
Redtree Investments	22,483,773.71		
T. Rowe - Collins	304,397.68		541,234.78
T. Rowe - Bushman	0.00	304,397.68	<u>4,469.39</u>
Scudder -Collins	236,837.10		545,704.17
Scudder - Bushman	4,469.39	<u>241,306.49</u>	
Kanehl Stocks	4,867.38	545,704.17	
Star Ohio (22923)	35,004,171.73		
	0.00	35,004,171.73	
Star Plus 104791113939	6,316,719.32		
Fifth Third	<u>10,000,000.00</u>		
Total	<u>74,465,236.31</u>	74,465,236.31	77,250,906.92
Adjustments			
Deposits in Transit	3,651.81		
Expenses not posted	2,247.74		
Other adjustments (see below)	<u>0.00</u>		
Total	5,899.55		77,256,806.47
MCSD Balance			77,256,806.47
Difference Between Bank vs. Book			0.00


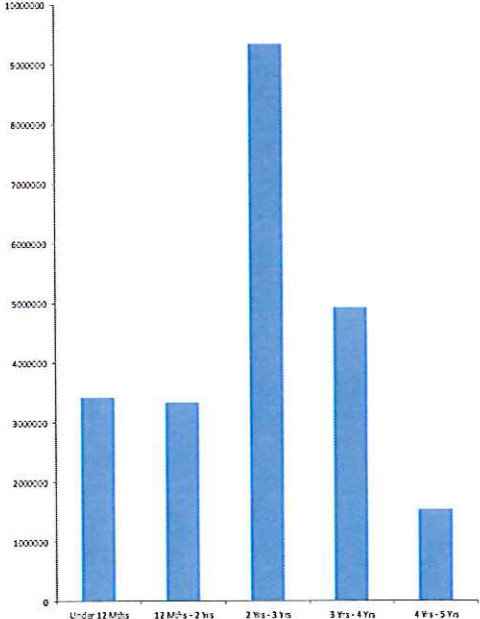

MEDINA CITY SCHOOLS

SALES TAX UPDATE

Date	Sales Tax Description	Receipts	Expenditures	Balance
July 1, 2016	Beginning Balance (071) Sales Tax and (002-9012) Bond			\$ 2,876,964.21
July	6 Month Asbestos Surveillance Inspection and Reports		\$525.00	\$ 2,876,439.21
	Service Agreement - Generator		\$17,761.00	\$ 2,858,678.21
	MHS Roof Replacement Specs Bidding and Supervision		\$2,079.00	\$ 2,856,599.21
	PAC Landscape Project		\$8,750.00	\$ 2,847,849.21
	MHS East Track Courtyard Landscape Project		\$3,875.00	\$ 2,843,974.21
August	Sales Tax Distribution	\$692,161.92		\$ 3,536,136.13
	MHS Roof Replacement Project, Roof Section E		\$114,831.00	\$ 3,421,305.13
	1st Quarter Fleet Master Lease Agreement		\$7,396.74	\$ 3,413,908.39
	MHS and Root Latex Track Resurfacing		\$31,210.08	\$ 3,382,698.31
	Spray Applied Fireproof for New Roof Section at MHS		\$15,000.00	\$ 3,367,698.31
September	MHS East Track Donation Courtyard Landscape Project		\$550.00	\$ 3,367,148.31
	Flag Pole Foundation at Ken Dukes Stadium		\$2,500.00	\$ 3,364,648.31
	MHS Roof Replacement Specs Bidding and Supervision		\$2,079.00	\$ 3,362,569.31
	Fenn Library Carpet Replacement		\$6,592.34	\$ 3,355,976.97
	1st Quarter Fleet Master Lease Agreement		\$9,143.74	\$ 3,346,833.23
	MHS Secure Front Entrance Project		\$59,606.80	\$ 3,287,226.43
	Parking Lot Improvement Projects MHS and Garfield		\$334,081.82	\$ 2,953,144.61
	MHS and Root Latex Track Resurfacing		\$187,392.04	\$ 2,765,752.57
October	Performing Arts Center Landscape Project		\$8,750.00	\$ 2,757,002.57
	MHS East Track Donation Courtyard Landscape		\$2,665.00	\$ 2,754,337.57
	Flagpole, Flag, Shipping		\$14,824.00	\$ 2,739,513.57
	1st Quarter Fleet Master Lease Agreement		\$9,130.74	\$ 2,730,382.83
	Sales Tax Distribution	\$814,075.27		\$ 3,544,458.10
	Fiscal Year Totals	\$1,506,237.19	\$838,743.30	

Monthly Investment Summary
Medina City School District
US Bank Custodian Acct Ending x70982
 October 31, 2016

Monthly Cash Flow Activity		Market Value Summary				
From 09-30-16 through 10-31-16		Security Type	Market Value	Pct. Assets	Avg Yield at Cost	Wght Avg Mat
Beginning Book Value	22,445,288.17	Money Market Fund				
Contributions	0.00	MONEY MARKET FUND	5,389.90	0.0	0.22	0.00
Withdrawals	0.00	Fixed Income				
Realized Gains/Losses	0.00	U.S. GOVERNMENT AGENCY NOTES	22,480,269.88	99.8	1.22	2.56
Gross Interest Earnings	38,485.54	Accrued Interest	39,160.73	0.2		
Ending Book Value	22,483,773.71	TOTAL PORTFOLIO	22,524,820.51	100.0	1.22	2.56

Maturity Distribution		Security Type Allocation	
Distribution by Maturity			
			

Disclosures: RedTree's internal accounting system is the source of the market value of above account. Although obtained from a reliable source, we cannot guarantee accuracy. You should review statements provided by the custodian and compare with these statements.

Portfolio Holdings Report
Medina City School District
US Bank Custodian Acct Ending x70982
 October 31, 2016

Quantity	Cusip	Security Description	Moody's	S&P	Cost Basis	Market Value	Yield at Cost	Wtd Maturity
U.S. GOVERNMENT AGENCY NOTES								
1,750,000	3133782N0	Federal Home Ln Bank 0.875% Due 03-10-17	Aaa	AA+	1,748,915.00	1,752,605.75	0.90	0.36
1,650,000	3135G0PQ0	Federal Natl Mtg Assoc 0.875% Due 10-26-17	Aaa	AA+	1,642,657.50	1,652,714.25	1.03	0.98
2,045,000	3135G0TG8	Federal Natl Mtg Assoc 0.875% Due 02-08-18	Aaa	AA+	2,032,790.31	2,047,218.82	1.08	1.26
1,270,000	3134G9N60	Federal Home Ln Mtg 1.000% Due 07-27-18	Aaa	AA+	1,270,000.00	1,266,372.88	1.00	1.72
2,220,000	3137EADZ9	Federal Home Ln Mtg 1.125% Due 04-15-19	Aaa	AA+	2,219,267.40	2,226,113.88	1.14	2.42
2,500,000	3135G0K93	Federal Natl Mtg Assoc 1.250% Due 06-28-19	Aaa	AA+	2,500,000.00	2,497,650.00	1.25	2.60
2,180,000	3130A9EP2	Federal Home Ln Bank 1.000% Due 09-26-19	Aaa	AA+	2,179,753.60	2,176,291.82	1.00	2.85
2,420,000	3136G2RQ2	Federal Natl Mtg Assoc 1.400% Due 10-29-19	Aaa	AA+	2,420,000.00	2,420,200.86	1.40	2.93
1,270,000	3136G3J71	Federal Natl Mtg Assoc 1.420% Due 07-27-20	Aaa	AA+	1,270,000.00	1,258,741.45	1.42	3.61
1,520,000	3136G35C5	Federal Natl Mtg Assoc 1.400% Due 08-28-20	Aaa	AA+	1,520,000.00	1,519,861.68	1.40	3.71
2,130,000	3136G4AL7	Federal Natl Mtg Assoc 1.500% Due 09-30-20	Aaa	AA+	2,130,000.00	2,131,116.12	1.50	3.79
1,545,000	3136G34Y8	Federal Natl Mtg Assoc 1.600% Due 08-24-21	Aaa	AA+	1,545,000.00	1,531,382.37	1.60	4.60
	Accrued Interest					39,160.73		
					22,478,383.81	22,519,430.61	1.22	2.56
MONEY MARKET FUND								
	USBMMF	First American Treasury Obligations Fund			5,389.90	5,389.90	0.22	
TOTAL PORTFOLIO					22,483,773.71	22,524,820.51	1.22	2.56

Monthly Activity Reports
 Medina City School District
 US Bank Custodian Acct Ending x70982
 From 10-01-16 Through 10-31-16

INCOME - SETTLED TRADES

Ex-Date	Pay-Date	Security	Amount
U.S. GOVERNMENT AGENCY NOTES			
10-17-2016	10-17-2016	Federal Home Ln Mtg 1.125% Due 04-15-19	14,152.50
10-26-2016	10-26-2016	Federal Natl Mtg Assoc 0.875% Due 10-26-17	7,218.75
10-29-2016	10-29-2016	Federal Natl Mtg Assoc 1.400% Due 10-29-19	16,940.00
10-31-2016	10-31-2016	Federal Home Ln Bank 1.000% Due 09-26-19	-38.89
			38,272.36
MONEY MARKET FUND			
10-03-2016	10-03-2016	First American Treasury Obligations Fund	213.18
			213.18
NET INCOME			38,485.54

Purchase and Sale
Medina City School District
US Bank Custodian Acct Ending x70982

From 10-01-16 To 10-31-16

Trade Date	Settle Date	Quantity	Security	Unit Price	Amount
PURCHASES					
10-31-2016	10-31-2016	40,000	Federal Home Ln Bank 1.000% Due 09-26-19	99.87	39,946.20
					39,946.20

Realized Gains/Losses
 Medina City School District
 US Bank Custodian Acct Ending x70982
 From 10-01-16 Through 10-31-16

Open Date	Close Date	Quantity	Security	Cost Basis	Proceeds	Gain Or Loss	
						Short Term	Long Term
TOTAL GAINS						0.00	0.00
TOTAL LOSSES						0.00	0.00
						0.00	0.00
TOTAL REALIZED GAIN/LOSS		0.00		0.00	0.00		

ENV# CEBCGJQWBBGCCWN_BBBBB
FIFTH THIRD SECURITIES, INC.
MD 1MOB2A
5050 KINGSLEY DRIVE
CINCINNATI, OH 45263

MEDINA CITY SCHOOLS
DAVID CHAMBERS
739 WEYMOUTH RD
MEDINA OH 44256



STATEMENT FOR THE PERIOD OCTOBER 1, 2016 TO OCTOBER 31, 2016

MEDINA CITY SCHOOLS - Corporation
Account Number: [REDACTED]

For questions about your accounts:
Local: 614 744 5496
National: 800 228 8852

By the courtesy of:
LEE/CARTER/SAVAGE

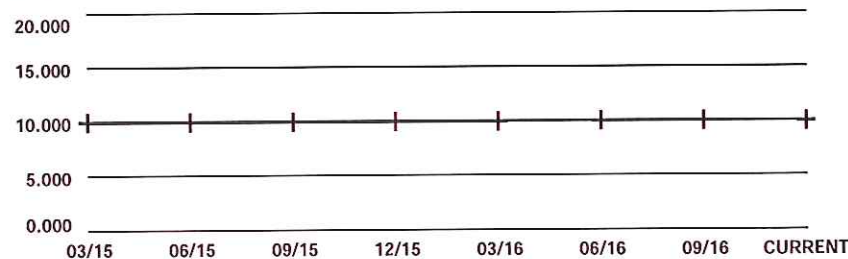
TOTAL VALUE OF YOUR PORTFOLIO **\$10,012,480.78**

FOR YOUR INFORMATION

Fifth Third Securities, Inc. Investments offered through Fifth Third Securities, Inc., member
FINRA/SIPC

CHANGE IN VALUE OF YOUR PORTFOLIO

\$ millions



Change In Value Of Your Portfolio information can be found in Miscellaneous Footnotes at the end of this statement.

Account carried with National Financial Services LLC, Member
NYSE, SIPC

Fifth Third Securities, Inc.

MN _CEBCGJQWBBGCCWN_BBBBB 20161031

Statement for the Period October 1, 2016 to October 31, 2016

MEDINA CITY SCHOOLS - Corporation
Account Number: [REDACTED]



Account Overview


CHANGE IN ACCOUNT VALUE	Current Period	Year-to-Date
BEGINNING VALUE	\$10,038,981.96	\$9,982,016.21
Additions and Withdrawals	(\$25,114.62)	(\$112,181.18)
Income	\$3,745.02	\$85,939.28
Taxes, Fees and Expenses	\$0.00	\$0.00
Change in Investment Value	(\$5,131.58)	\$56,706.47
ENDING VALUE (AS OF 10/31/16)	\$10,012,480.78	\$10,012,480.78

Refer to Miscellaneous Footnotes for more information on Change in Investment Value.

INCOME	Current Period	Year-to-Date
TAXABLE		
Taxable Dividends	\$4.20	\$134.22
Taxable Interest	\$3,740.82	\$85,805.06
TOTAL TAXABLE	\$3,745.02	\$85,939.28
TOTAL INCOME	\$3,745.02	\$85,939.28

Taxable income is determined based on information available to NFS at the time the statement was prepared, and is subject to change. Final information on taxation of interest and dividends is available on Form 1099-Div, which is mailed in February of the subsequent year.

ACCOUNT ALLOCATION



CDs 100.0%

	Percent	Prior Period	Current Period
Money Markets	0.0 %	\$25,114.62	\$3,745.02
CDs	100.0	\$10,013,867.34	\$10,008,735.76
TOTAL	100.0 %	\$10,038,981.96	\$10,012,480.78

Account Allocation shows the percentage that each asset class represents of your total account value. Account Allocation for equities, fixed income, and other categories may include mutual funds and may be net of short positions. NFS has made assumptions concerning how certain mutual funds are allocated. Closed-end mutual funds and Exchange Traded Products (ETPs) listed on an exchange may be included in the equity allocation. The chart may not reflect your actual portfolio allocation. Consult your broker/dealer prior to making investment decisions.

Statement for the Period October 1, 2016 to October 31, 2016

MEDINA CITY SCHOOLS - Corporation

Account Number: [REDACTED]



Account Overview *continued*

MESSAGES AND ALERTS

Customers wishing to learn more about their investment professional can contact the FINRA BrokerCheck Hotline Number at 1-800-289-9999 or visit the FINRA Regulation website www.finra.org. Customers can also obtain an investor brochure that includes information describing the FINRA BrokerCheck program by contacting Brokerage Operations 1-888-889-1025.

National Financial Services LLC NFS is required by the Securities Exchange Act of 1934 to provide certain financial information from its Statement of Financial Condition. At December 31, 2015, NFS, an affiliate of Fidelity Brokerage Services LLC, had net capital of \$3,377 million, which was 13.81 percent of aggregate debit items and exceeded its minimum requirement by \$2,888 million. To acquire the Statement of Financial Condition, log on to www.mybrokerageinfo.com.

Fifth Third Securities reminds you to please promptly report any inaccuracies or discrepancies in your account to Brokerage Operations by calling 1-888-889-1025. Please reconfirm any oral communications in writing to your Investment Professional to further protect your rights under the Securities Investor Protection Act SIPA. National Financial Services will never contact customers in relation to requests for banking credentials.

Statement for the Period October 1, 2016 to October 31, 2016

MEDINA CITY SCHOOLS - Corporation
Account Number: [REDACTED]



Holdings

NFS-provided cost basis, realized gain (loss) and holding period information may not reflect all adjustments necessary for tax purposes. Please refer to Footnotes and Cost Basis Information at the end of this statement for more information.

For additional information regarding your holdings, please refer to the footnotes at the end of the statement.

CASH AND CASH EQUIVALENTS - 0.04% of Total Account Value

Description	Symbol/Cusip Account Type	Quantity	Price on 10/31/16	Current Market Value	Estimated Annual Income
Money Markets					
FEDERATED US TREAS OBLIGATION INSTIT 7 DAY YIELD .20% Dividend Option Cash Capital Gain Option Cash	QTOIQ CASH	3,745.02	\$1.00	\$3,745.02	
Total Cash and Cash Equivalents				\$3,745.02	

HOLDINGS > FIXED INCOME - 99.96% of Total Account Value

ALERT: You have a fixed income position due to mature within the next 90 days.

For an explanation of fixed income pricing, please see the last page. Redemption schedule(s), bond rating(s), and other information are provided where available. If information does not appear regarding a particular investment, it is not available. The ratings on this statement are provided by Standard & Poor's and/or Moody's to rate the quality based on the respective rating agency's assessment. "Ratings information from Standard & Poor's ("S&P") may not be reproduced. S&P credit ratings are statements of opinion and are not statements of fact or recommendations to purchase, hold, or sell securities, nor do they address the suitability of securities for investment purposes, and should not be relied on as investment advice. S&P does not guarantee the accuracy, completeness, timeliness or availability of any information, including ratings, and is not responsible for errors or omissions (negligent or otherwise). S&P gives no express or implied warranties, including but not limited to any warranties of merchantability or fitness for a particular purpose or use. S&P shall not be liable for any direct, indirect, incidental, exemplary, compensatory, punitive, special or consequential damages, costs, expenses, legal fees, or losses (including lost income or profits and opportunity costs) in connection with any use of ratings."

Accrued Interest - Represents interest accumulated since the last coupon date on certain fixed income securities which may not yet have been paid by the issuer or received by NFS. There is no guarantee that the accrued interest will be paid by the issuer.

Description	Symbol/Cusip Account Type	Quantity	Estimated Price on 10/31/16	Estimated Current Market Value	Estimated Annual Income	Total Cost Basis	Unrealized Gain (Loss)
CDs							

Statement for the Period October 1, 2016 to October 31, 2016

MEDINA CITY SCHOOLS - Corporation
Account Number: [REDACTED]



HOLDINGS > FIXED INCOME *continued*

Description	Symbol/Cusip Account Type	Quantity	Estimated Price on 10/31/16	Estimated Current Market Value	Estimated Annual Income	Total Cost Basis	Unrealized Gain (Loss)
<p>Certificates of Deposit (CDs), including Market Indexed CDs and Market Linked CDs (collectively, MCDs) are generally shown at estimated market prices based upon a matrix or model pricing method that may not represent the actual price if sold prior to maturity. However, CDs and MCDs may be shown at face value for up to seven calendar days from date of issue if estimated market prices have not been received from a third party pricing vendor. The actual value of CDs and MCDs may be different from their purchase price. CDs and MCDs are subject to interest rate risk. The estimated market price reflected for MCDs may not be based on the actual closing value of the linked market index on the final maturity date and the market value of MCDs may not correspond directly to increases or decreases in the underlying linked market index. You may sell CDs or MCDs in the secondary market subject to market conditions. The secondary market for CDs and MCDs is generally illiquid. If sold prior to maturity, the value of MCDs may be less than the purchase amount or face value. The sale or redemption of any fixed income security prior to maturity may result in a substantial gain or loss, and an early withdrawal penalty may apply. Certain MCDs may only be redeemed on pre-specified liquidation dates and may have call features that allow the issuer to call the MCD prior to maturity. Certain Step Rate CDs are also subject to reinvestment risk if call provisions are exercised by the issuer and if a CD with a comparable rate is not available.</p> <p>See sales materials or contact your broker/dealer for additional information.</p>							
BANK RHODE IS PROVIDENCE RI 0.75000%	064577CB3	250,000	\$1.00059	\$250,147.50	\$1,875.00	\$250,000.00	
01/23/2017 CD FDIC INSURED	CASH						
CPN PMT MONTHLY							
Next Interest Payable: 11/23/16							
Estimated Yield 0.75%							
Accrued Interest \$46.23							
Average Unit Cost \$1.00							
Adjusted Cost Basis						\$250,000.00	D \$147.50
BROOKLINE BK MASS CD 0.75000% 01/23/2017	11373QAS7	250,000	\$1.00059	\$250,147.50	\$1,875.00	\$250,000.00	
FDIC INSURED	CASH						
CPN PMT MONTHLY							
Next Interest Payable: 11/23/16							
Estimated Yield 0.75%							
Accrued Interest \$46.23							
Average Unit Cost \$1.00							
Adjusted Cost Basis						\$250,000.00	D \$147.50
FIRST IPSWICH BANCORP 0.75000%	320637AF8	250,000	\$1.00059	\$250,147.50	\$1,875.00	\$250,000.00	
01/23/2017 CD FDIC INSURED	CASH						
CPN PMT MONTHLY							
Next Interest Payable: 11/23/16							
Estimated Yield 0.75%							
Accrued Interest \$46.23							
Average Unit Cost \$1.00							
Adjusted Cost Basis						\$250,000.00	D \$147.50

Fifth Third Securities, Inc.

Account carried with National Financial Services LLC, Member
NYSE, SIPC

MN _CEBCGJQWBBGCCWN_BBBBB 20161031

Statement for the Period October 1, 2016 to October 31, 2016

MEDINA CITY SCHOOLS - Corporation
Account Number: [REDACTED]



HOLDINGS > FIXED INCOME *continued*

Description	Symbol/Cusip Account Type	Quantity	Estimated Price on 10/31/16	Estimated Current Market Value	Estimated Annual Income	Total Cost Basis	Unrealized Gain (Loss)
BANK INDIA NEW YORK N Y CD 0.80000% 01/25/2017 FDIC INSURED CPN PMT @ MATURITY ON JAN 25 1ST CPN DTE 01/25/2017 Average Unit Cost \$1.00	06279HGJ6 CASH	248,000	\$1.00093	\$248,230.64		\$248,000.00	\$230.64
BANK OF CHINA NY BR CD 0.85000% 01/27/2017 FDIC INSURED CPN PMT @ MATURITY ON JAN 27 1ST CPN DTE 01/27/2017 Average Unit Cost \$1.00	06426TNQ8 CASH	248,000	\$1.00084	\$248,208.32		\$248,000.00	\$208.32
SOUTHWEST BK FT WORTH TEX 0.75000% 01/27/2017 CD FDIC INSURED CPN PMT MONTHLY Next Interest Payable: 11/27/16 Estimated Yield 0.75% Accrued Interest \$25.68 Average Unit Cost \$1.00 Adjusted Cost Basis	844772AZ6 CASH	250,000	\$1.00061	\$250,152.50	\$1,875.00	\$250,000.00	
						\$250,000.00	\$152.50
WHITNEY BK GULFPORT MS CD 0.85000% 01/27/2017 FDIC INSURED CPN PMT @ MATURITY ON JAN 27 1ST CPN DTE 01/27/2017 Accrued Interest \$1611.32 Average Unit Cost \$1.00	966594AP8 CASH	248,000	\$1.00098	\$248,243.04		\$248,000.00	\$243.04
BIDDEFORD SVGS BANK CD 0.70000% 01/30/2017 FDIC INSURED CPN PMT MONTHLY Next Interest Payable: 11/30/16 Estimated Yield 0.70% Accrued Interest \$19.18 Average Unit Cost \$1.00 Adjusted Cost Basis	08883AAS1 CASH	250,000	\$1.00051	\$250,127.50	\$1,750.00	\$250,000.00	
						\$250,000.00	\$127.50

Statement for the Period October 1, 2016 to October 31, 2016

MEDINA CITY SCHOOLS - Corporation

Account Number: [REDACTED]



HOLDINGS > FIXED INCOME *continued*

Description	Symbol/Cusip Account Type	Quantity	Estimated Price on 10/31/16	Estimated Current Market Value	Estimated Annual Income	Total Cost Basis	Unrealized Gain (Loss)
FIRST NIAGARA BK N A NY 0.80000%	33583CMP1	250,000	\$1.00075	\$250,187.50	\$2,000.00	\$250,000.00	
01/30/2017 CD FDIC INSURED	CASH						
CPN PMT SEMI-ANNUAL							
ON JUL 30, JAN 30							
Next Interest Payable: 01/30/17							
Estimated Yield 0.79%							
Accrued Interest \$515.07							
Average Unit Cost \$1.00							
Adjusted Cost Basis						\$250,000.00	\$187.50
MERRICK BK SOUTH JORDAN UTAH 0.75000%	59013JDA4	250,000	\$1.00116	\$250,290.00	\$1,875.00	\$250,000.00	
01/30/2017 CD FDIC INSURED	CASH						
CPN PMT MONTHLY							
Next Interest Payable: 11/30/16							
Estimated Yield 0.74%							
Accrued Interest \$20.55							
Average Unit Cost \$1.00							
Adjusted Cost Basis						\$250,000.00	\$290.00
PEOPLES UNITED BANK CD 0.75000%	71270QLR5	250,000	\$1.0012	\$250,300.00	\$1,875.00	\$250,000.00	
01/30/2017 FDIC INSURED	CASH						
CPN PMT SEMI-ANNUAL							
ON JUL 28, JAN 28							
Next Interest Payable: 01/28/17							
Estimated Yield 0.74%							
Accrued Interest \$493.15							
Average Unit Cost \$1.00							
Adjusted Cost Basis						\$250,000.00	\$300.00
PLATINUM BK BRANDON FLA 0.70000%	72766HBM6	250,000	\$1.00131	\$250,327.50	\$1,750.00	\$250,000.00	
02/06/2017 CD FDIC INSURED	CASH						
CPN PMT MONTHLY							
Next Interest Payable: 11/06/16							
Estimated Yield 0.69%							
Accrued Interest \$124.66							
Average Unit Cost \$1.00							
Adjusted Cost Basis						\$250,000.00	\$327.50

Fifth Third Securities, Inc.

Account carried with National Financial Services LLC, Member
NYSE, SIPC

MN _CEBCGJQWBBGCCWN_BBBBB 20161031

Statement for the Period October 1, 2016 to October 31, 2016

MEDINA CITY SCHOOLS - Corporation
Account Number: [REDACTED]



HOLDINGS > FIXED INCOME *continued*

Description	Symbol/Cusip Account Type	Quantity	Estimated Price on 10/31/16	Estimated Current Market Value	Estimated Annual Income	Total Cost Basis	Unrealized Gain (Loss)
WINTER HILL BANK FSB 0.70000% 02/10/2017 FDIC INSURED CPN PMT MONTHLY Next Interest Payable: 11/11/16 Estimated Yield 0.69% Accrued Interest \$100.68 Average Unit Cost \$1.00 Adjusted Cost Basis	975875AC9 CASH	250,000	\$1.00136	\$250,340.00	\$1,750.00	\$250,000.00	
						\$250,000.00	D \$340.00
WELCH ST BK OKLA CD 0.70000% 02/17/2017 FDIC INSURED CPN PMT MONTHLY Next Interest Payable: 11/18/16 Estimated Yield 0.69% Accrued Interest \$67.12 Average Unit Cost \$1.00 Adjusted Cost Basis	949095AR4 CASH	250,000	\$1.00145	\$250,362.50	\$1,750.00	\$250,000.00	
						\$250,000.00	D \$362.50
BBCN BK LOS ANGELES CA 0.75000% 02/21/2017 CD FDIC INSURED CPN PMT MONTHLY Next Interest Payable: 11/20/16 Estimated Yield 0.74% Accrued Interest \$61.64 Average Unit Cost \$1.00 Adjusted Cost Basis	073296BL8 CASH	250,000	\$1.00074	\$250,185.00	\$1,875.00	\$250,000.00	
						\$250,000.00	D \$185.00
CENTENNIAL BK CENTENNIAL CO CD 1.05000% 10/30/2017 FDIC INSURED CPN PMT SEMI-ANNUAL ON JUL 29, JAN 29 Next Interest Payable: 01/29/17 Estimated Yield 1.04% Accrued Interest \$677.75 Average Unit Cost \$1.00 Adjusted Cost Basis	15136JCG6 CASH	248,000	\$1.00298	\$248,739.04	\$2,604.00	\$248,000.00	
						\$248,000.00	D \$739.04

Fifth Third Securities, Inc.

Account carried with National Financial Services LLC, Member
NYSE, SIPC

Statement for the Period October 1, 2016 to October 31, 2016

MEDINA CITY SCHOOLS - Corporation
Account Number: [REDACTED]



HOLDINGS > FIXED INCOME *continued*

Description	Symbol/Cusip Account Type	Quantity	Estimated Price on 10/31/16	Estimated Current Market Value	Estimated Annual Income	Total Cost Basis	Unrealized Gain (Loss)
BMO HARRIS BK NATL ASSN CHICAG CD 1.10000% 01/19/2018 FDIC INSURED CPN PMT SEMI-ANNUAL ON JUL 20, JAN 20 Next Interest Payable: 01/20/17 Estimated Yield 1.09% Accrued Interest \$777.29 Average Unit Cost \$1.00 Adjusted Cost Basis	05581WCD5 CASH	248,000	\$1.0077	\$249,909.60	\$2,728.00	\$248,000.00	
						\$248,000.00	D \$1,909.60
ALLY BK MIDVALE UTAH CD 1.40000% 01/22/2018 FDIC INSURED CPN PMT SEMI-ANNUAL ON JUL 22, JAN 22 Next Interest Payable: 01/22/17 Estimated Yield 1.39% Accrued Interest \$978.08 Average Unit Cost \$1.00 Adjusted Cost Basis	02006LND1 CASH	250,000	\$1.00732	\$251,830.00	\$3,500.00	\$250,000.00	
						\$250,000.00	D \$1,830.00
CAPITAL ONE BK USA NATL ASSN 1.25000% 01/22/2018 CD FDIC INSURED CPN PMT SEMI-ANNUAL ON JUL 22, JAN 22 Next Interest Payable: 01/22/17 Estimated Yield 1.24% Accrued Interest \$873.29 Average Unit Cost \$1.00 Adjusted Cost Basis	140420RH5 CASH	250,000	\$1.0055	\$251,375.00	\$3,125.00	\$250,000.00	
						\$250,000.00	D \$1,375.00
GOLDMAN SACHS BK USA NY CD 1.40000% 01/22/2018 FDIC INSURED CPN PMT SEMI-ANNUAL ON JUL 21, JAN 21 Next Interest Payable: 01/21/17 Estimated Yield 1.39% Accrued Interest \$987.67 Average Unit Cost \$1.00 Adjusted Cost Basis	38148JHX2 CASH	250,000	\$1.00732	\$251,830.00	\$3,500.00	\$250,000.00	
						\$250,000.00	D \$1,830.00

Fifth Third Securities, Inc.

Account carried with National Financial Services LLC, Member
NYSE, SIPC

MN _CEBCGJQWBBGCCWN_BBBBB 20161031

Statement for the Period October 1, 2016 to October 31, 2016

MEDINA CITY SCHOOLS - Corporation

Account Number: [REDACTED]



HOLDINGS > FIXED INCOME *continued*

Description	Symbol/Cusip Account Type	Quantity	Estimated Price on 10/31/16	Estimated Current Market Value	Estimated Annual Income	Total Cost Basis	Unrealized Gain (Loss)
BMW BK NORTH AMER SALT LAKE 1.35000%	05580ABB9	250,000	\$1.00672	\$251,680.00	\$3,375.00	\$250,000.00	
01/23/2018 CD FDIC INSURED	CASH						
CPN PMT SEMI-ANNUAL							
ON JUL 23, JAN 23							
Next Interest Payable: 01/23/17							
Estimated Yield 1.34%							
Accrued Interest \$933.90							
Average Unit Cost \$1.00							
Adjusted Cost Basis						\$250,000.00	D \$1,680.00
DISCOVER BK CD 1.30000% 01/29/2018 FDIC	254672GB8	250,000	\$1.00616	\$251,540.00	\$3,250.00	\$250,000.00	
INSURED	CASH						
CPN PMT SEMI-ANNUAL							
ON JUL 28, JAN 28							
Next Interest Payable: 01/28/17							
Estimated Yield 1.29%							
Accrued Interest \$854.79							
Average Unit Cost \$1.00							
Adjusted Cost Basis						\$250,000.00	D \$1,540.00
ISRAEL DISC BK NEW YORK N Y CD 1.25000%	465076JE8	248,000	\$1.00653	\$249,619.44		\$248,000.00	\$1,619.44
01/29/2018 FDIC INSURED	CASH						
CPN PMT SEMI-ANNUAL							
ON JUL 28, JAN 28							
Next Interest Payable: 01/28/17							
Average Unit Cost \$1.00							
SALLIE MAE BK SLT LAKE CITY UT CD	795450XV2	248,000	\$1.00653	\$249,619.44	\$2,976.00	\$248,000.00	
1.20000% 01/29/2018 FDIC INSURED	CASH						
CPN PMT SEMI-ANNUAL							
ON JUL 27, JAN 27							
Next Interest Payable: 01/27/17							
Estimated Yield 1.19%							
Accrued Interest \$790.88							
Average Unit Cost \$1.00							
Adjusted Cost Basis						\$248,000.00	D \$1,619.44

Statement for the Period October 1, 2016 to October 31, 2016

MEDINA CITY SCHOOLS - Corporation
Account Number: [REDACTED]



HOLDINGS > FIXED INCOME *continued*

Description	Symbol/Cusip Account Type	Quantity	Estimated Price on 10/31/16	Estimated Current Market Value	Estimated Annual Income	Total Cost Basis	Unrealized Gain (Loss)
SYNOVUS BK COLUMBUS GA 1.10000%	87164DGM6	250,000	\$1.0037	\$250,925.00	\$2,750.00	\$250,000.00	
01/29/2018 CD FDIC INSURED	CASH						
CPN PMT SEMI-ANNUAL							
ON JUL 29, JAN 29							
Next Interest Payable: 01/29/17							
Estimated Yield 1.09%							
Accrued Interest \$715.75							
Average Unit Cost \$1.00							
Adjusted Cost Basis						\$250,000.00	D \$925.00
AMERICAN EXPRESS CENTRN 1.30000%	02587DXC7	250,000	\$1.00616	\$251,540.00	\$3,250.00	\$250,000.00	
01/30/2018 CD FDIC INSURED	CASH						
CPN PMT SEMI-ANNUAL							
ON JUL 30, JAN 30							
Next Interest Payable: 01/30/17							
Estimated Yield 1.29%							
Accrued Interest \$836.99							
Average Unit Cost \$1.00							
Adjusted Cost Basis						\$250,000.00	D \$1,540.00
CARDINAL BK NATL ASSN VA 1.10000%	14147VEK8	250,000	\$1.00371	\$250,927.50	\$2,750.00	\$250,000.00	
01/30/2018 CD FDIC INSURED	CASH						
CPN PMT MONTHLY							
Next Interest Payable: 11/30/16							
Estimated Yield 1.09%							
Accrued Interest \$30.14							
Average Unit Cost \$1.00							
Adjusted Cost Basis						\$250,000.00	D \$927.50
CUSTOMERS BK PHOENIXVILLE PA 1.15000%	23204HCK2	250,000	\$1.00432	\$251,080.00	\$2,875.00	\$250,000.00	
01/30/2018 CD FDIC INSURED	CASH						
CPN PMT MONTHLY							
Next Interest Payable: 11/30/16							
Estimated Yield 1.14%							
Accrued Interest \$31.51							
Average Unit Cost \$1.00							
Adjusted Cost Basis						\$250,000.00	D \$1,080.00

Statement for the Period October 1, 2016 to October 31, 2016

MEDINA CITY SCHOOLS - Corporation
Account Number: [REDACTED]



HOLDINGS > FIXED INCOME *continued*

Description	Symbol/Cusip Account Type	Quantity	Estimated Price on 10/31/16	Estimated Current Market Value	Estimated Annual Income	Total Cost Basis	Unrealized Gain (Loss)
MEDALLION BK UTAH CD 1.15000% 01/30/2018	58403BU87	250,000	\$1.00432	\$251,080.00	\$2,875.00	\$250,000.00	
FDIC INSURED	CASH						
CPN PMT SEMI-ANNUAL							
ON JUL 30, JAN 30							
Next Interest Payable: 01/30/17							
Estimated Yield 1.14%							
Accrued Interest \$740.41							
Average Unit Cost \$1.00							
Adjusted Cost Basis						\$250,000.00	\$1,080.00
FARM BUR BK FSB NV CD 1.05000%	307660JC5	250,000	\$1.00308	\$250,770.00	\$2,625.00	\$250,000.00	
02/02/2018 FDIC INSURED	CASH						
CPN PMT MONTHLY							
Next Interest Payable: 11/02/16							
Estimated Yield 1.04%							
Accrued Interest \$215.75							
Average Unit Cost \$1.00							
Adjusted Cost Basis						\$250,000.00	\$770.00
BANK OF GEORGETOWN WASH DC CD 1.00000%	06424XCB6	248,000	\$1.00678	\$249,681.44	\$2,480.00	\$248,000.00	
02/12/2018 FDIC INSURED	CASH						
CPN PMT SEMI-ANNUAL							
ON AUG 12, FEB 12							
Next Interest Payable: 02/12/17							
Estimated Yield 0.99%							
Accrued Interest \$550.36							
Average Unit Cost \$1.00							
Adjusted Cost Basis						\$248,000.00	\$1,681.44
STEARNS BK NA ST CLOUD MN CD 1.00000%	857894QQ5	248,000	\$1.00614	\$249,522.72	\$2,480.00	\$248,000.00	
02/12/2018 FDIC INSURED	CASH						
CPN PMT MONTHLY							
Next Interest Payable: 11/12/16							
Estimated Yield 0.99%							
Accrued Interest \$135.89							
Average Unit Cost \$1.00							
Adjusted Cost Basis						\$248,000.00	\$1,522.72

Fifth Third Securities, Inc.

Account carried with National Financial Services LLC, Member
NYSE, SIPC

MN _CEBCGJQWBBGCCWN_BBBBB 20161031

Page 12 of 22

Statement for the Period October 1, 2016 to October 31, 2016

MEDINA CITY SCHOOLS - Corporation
Account Number: [REDACTED]



HOLDINGS > FIXED INCOME *continued*

Description	Symbol/Cusip Account Type	Quantity	Estimated Price on 10/31/16	Estimated Current Market Value	Estimated Annual Income	Total Cost Basis	Unrealized Gain (Loss)
LANDMARK CMNTY BK TN CD 1.05000% 02/13/2018 FDIC INSURED CPN PMT MONTHLY Next Interest Payable: 11/13/16 Estimated Yield 1.04% Accrued Interest \$136.64 Average Unit Cost \$1.00 Adjusted Cost Basis	51507LAS3 CASH	250,000	\$1.00308	\$250,770.00	\$2,625.00	\$250,000.00	
						\$250,000.00	D \$770.00
BANK NORTH CAROLINA NC CD 1.05000% 02/20/2018 FDIC INSURED CPN PMT MONTHLY Next Interest Payable: 11/19/16 Estimated Yield 1.04% Accrued Interest \$92.75 Average Unit Cost \$1.00 Adjusted Cost Basis	06414QXP9 CASH	248,000	\$1.00631	\$249,564.88	\$2,604.00	\$248,000.00	
						\$248,000.00	D \$1,564.88
EAGLEBANK BETHESDA MD CD 1.00000% 02/20/2018 FDIC INSURED CPN PMT MONTHLY Next Interest Payable: 11/19/16 Estimated Yield 0.99% Accrued Interest \$89.04 Average Unit Cost \$1.00 Adjusted Cost Basis	27002YCS3 CASH	250,000	\$1.00619	\$251,547.50	\$2,500.00	\$250,000.00	
						\$250,000.00	D \$1,547.50
KEY BK NATL ASSN OHIO CD 1.15000% 02/20/2018 FDIC INSURED CPN PMT SEMI-ANNUAL ON AUG 17, FEB 17 Next Interest Payable: 02/17/17 Estimated Yield 1.14% Accrued Interest \$593.84 Average Unit Cost \$1.00 Adjusted Cost Basis	49306SWE2 CASH	248,000	\$1.00631	\$249,564.88	\$2,852.00	\$248,000.00	
						\$248,000.00	D \$1,564.88

Fifth Third Securities, Inc.

Account carried with National Financial Services LLC, Member
NYSE, SIPC

MN _CEBCGJQWBBGCCWN_BBBBB 20161031

Statement for the Period October 1, 2016 to October 31, 2016

MEDINA CITY SCHOOLS - Corporation
Account Number: [REDACTED]



HOLDINGS > FIXED INCOME *continued*

Description	Symbol/Cusip Account Type	Quantity	Estimated Price on 10/31/16	Estimated Current Market Value	Estimated Annual Income	Total Cost Basis	Unrealized Gain (Loss)
COMMUNITY FINL SVCS BK KY CD 1.05000% 05/17/2018 FDIC INSURED CPN PMT MONTHLY Next Interest Payable: 11/17/16 Estimated Yield 1.04% Accrued Interest \$107.01 Average Unit Cost \$1.00 Adjusted Cost Basis	20364ABC8 CASH	248,000	\$1.00293	\$248,726.64	\$2,604.00	\$248,000.00	
						\$248,000.00	D \$726.64
FIRSTBANK PR SANTURCE CD 1.35000% 07/30/2018 FDIC INSURED CPN PMT MONTHLY Next Interest Payable: 11/29/16 Estimated Yield 1.34% Accrued Interest \$27.52 Average Unit Cost \$1.00 Adjusted Cost Basis	33767AUS8 CASH	248,000	\$1.00779	\$249,931.92	\$3,348.00	\$248,000.00	
						\$248,000.00	D \$1,931.92
ORIENTAL B&T SAN JUAN PR CD 1.30000% 08/10/2018 FDIC INSURED CPN PMT SEMI-ANNUAL ON AUG 10, FEB 10 Next Interest Payable: 02/10/17 Estimated Yield 1.28% Accrued Interest \$733.13 Average Unit Cost \$1.00 Adjusted Cost Basis	686184WR9 CASH	248,000	\$1.0101	\$250,504.80	\$3,224.00	\$248,000.00	
						\$248,000.00	D \$2,504.80
FIRST FINL NORTHWEST BK RENTON CD 1.15000% 08/20/2018 FDIC INSURED CPN PMT MONTHLY Next Interest Payable: 11/19/16 Estimated Yield 1.14% Accrued Interest \$101.58 Average Unit Cost \$1.00 Adjusted Cost Basis	32022MAG3 CASH	248,000	\$1.00427	\$249,058.96	\$2,852.00	\$248,000.00	
						\$248,000.00	D \$1,058.96
Total CDs		9,970,000		\$10,008,735.76	\$91,877.00	\$9,970,000.00	\$38,735.76
Total Fixed Income		9,970,000		\$10,008,735.76	\$91,877.00	\$9,970,000.00	\$38,735.76

Fifth Third Securities, Inc.

Account carried with National Financial Services LLC, Member
NYSE, SIPC

MN _CEBCGJQWBBGCCWN_BBBBB 20161031

Page 14 of 22

Statement for the Period October 1, 2016 to October 31, 2016

MEDINA CITY SCHOOLS - Corporation
Account Number: [REDACTED]



HOLDINGS *continued*

	Quantity	Price on 10/31/16	Current Market Value	Estimated Annual Income	Total Cost Basis	Unrealized Gain (Loss)
Total Securities			\$10,008,735.76	\$91,877.00	\$9,970,000.00	\$38,735.76
TOTAL PORTFOLIO VALUE			\$10,012,480.78	\$91,877.00	\$9,970,000.00	\$38,735.76

Activity

CORE FUND ACTIVITY

Settlement Date	Account Type	Transaction	Description	Quantity	Amount
10/03/16	CASH	YOU BOUGHT	FEDERATED US TREAS OBLIGATION INSTIT @ 1	219.95	(\$219.95)
10/06/16	CASH	YOU BOUGHT	FEDERATED US TREAS OBLIGATION INSTIT @ 1	143.84	(\$143.84)
10/07/16	CASH	YOU SOLD	FEDERATED US TREAS OBLIGATION INSTIT @ 1	(25,114.62)	\$25,114.62
10/11/16	CASH	YOU BOUGHT	FEDERATED US TREAS OBLIGATION INSTIT @ 1	143.84	(\$143.84)
10/12/16	CASH	YOU BOUGHT	FEDERATED US TREAS OBLIGATION INSTIT @ 1	203.84	(\$203.84)
10/13/16	CASH	YOU BOUGHT	FEDERATED US TREAS OBLIGATION INSTIT @ 1	215.75	(\$215.75)
10/17/16	CASH	YOU BOUGHT	FEDERATED US TREAS OBLIGATION INSTIT @ 1	214.03	(\$214.03)

Fifth Third Securities, Inc.

Account carried with National Financial Services LLC, Member
NYSE, SIPC

MN _CEBCGJQWBBGCCWN_BBBBB 20161031

Statement for the Period October 1, 2016 to October 31, 2016

MEDINA CITY SCHOOLS - Corporation
Account Number: [REDACTED]



CORE FUND ACTIVITY *continued*

Settlement Date	Account Type	Transaction	Description	Quantity	Amount
10/18/16	CASH	YOU BOUGHT	FEDERATED US TREAS OBLIGATION INSTIT @ 1	143.84	(\$143.84)
10/19/16	CASH	YOU BOUGHT	FEDERATED US TREAS OBLIGATION INSTIT @ 1	653.92	(\$653.92)
10/20/16	CASH	YOU BOUGHT	FEDERATED US TREAS OBLIGATION INSTIT @ 1	154.11	(\$154.11)
10/24/16	CASH	YOU BOUGHT	FEDERATED US TREAS OBLIGATION INSTIT @ 1	462.33	(\$462.33)
10/27/16	CASH	YOU BOUGHT	FEDERATED US TREAS OBLIGATION INSTIT @ 1	154.11	(\$154.11)
10/31/16	CASH	YOU BOUGHT	FEDERATED US TREAS OBLIGATION INSTIT @ 1	1,035.46	(\$1,035.46)
TOTAL CORE FUND ACTIVITY					\$21,369.60

ACTIVITY > ADDITIONS AND WITHDRAWALS > OTHER ADDITIONS AND WITHDRAWALS

Date	Account Type	Transaction	Description	Quantity	Amount
Other Additions and Withdrawals					
10/07/16	CASH	WIRE TRANS TO BANK	WD51542957		(\$25,114.62)
Total Other Additions and Withdrawals					(\$25,114.62)
TOTAL ADDITIONS AND WITHDRAWALS					(\$25,114.62)

Statement for the Period October 1, 2016 to October 31, 2016

MEDINA CITY SCHOOLS - Corporation
Account Number: [REDACTED]



ACTIVITY > INCOME > TAXABLE INCOME

Settlement Date	Account Type	Transaction	Description	Quantity	Amount
Taxable Dividends					
09/30/16	CASH	DIVIDEND RECEIVED	FEDERATED US TREAS OBLIGATION INSTIT DIVIDEND RECEIVED		\$4.20
Total Taxable Dividends					\$4.20
Taxable Interest					
10/02/16	CASH	INTEREST	FARM BUR BK FSB NV CD 1.05000% 02/02/2018		\$215.75
10/06/16	CASH	INTEREST	PLATINUM BK BRANDON FLA 0.70000% 02/06/2017 CD		\$143.84
10/11/16	CASH	INTEREST	WINTER HILL BANK FSB 0.70000% 02/10/2017		\$143.84
10/12/16	CASH	INTEREST	STEARNS BK NA ST CLOUD MN CD 1.00000% 02/12/2018		\$203.84
10/13/16	CASH	INTEREST	LANDMARK CMNTY BK TN CD 1.05000% 02/13/2018		\$215.75
10/17/16	CASH	INTEREST	COMMUNITY FINL SVCS BK KY CD 1.05000% 05/17/2018		\$214.03
10/18/16	CASH	INTEREST	WELCH ST BK OKLA CD 0.70000% 02/17/2017		\$143.84
10/19/16	CASH	INTEREST	BANK NORTH CAROLINA NC CD 1.05000% 02/20/2018		\$214.03
10/19/16	CASH	INTEREST	EAGLEBANK BETHESDA MD CD 1.00000% 02/20/2018		\$205.48

Fifth Third Securities, Inc.

Account carried with National Financial Services LLC, Member
NYSE, SIPC

MN _CEBCGJQWBBGCCWN_BBBBB 20161031

Statement for the Period October 1, 2016 to October 31, 2016

MEDINA CITY SCHOOLS - Corporation
Account Number: [REDACTED]



ACTIVITY > INCOME > TAXABLE INCOME *continued*

Settlement Date	Account Type	Transaction	Description	Quantity	Amount
10/19/16	CASH	INTEREST	FIRST FINL NORTHWEST BK RENTON CD 1.15000% 08/20/2018		\$234.41
10/20/16	CASH	INTEREST	BBCN BK LOS ANGELES CA 0.75000% 02/21/2017 CD		\$154.11
10/23/16	CASH	INTEREST	BANK RHODE IS PROVIDENCE RI 0.75000% 01/23/2017 CD		\$154.11
10/23/16	CASH	INTEREST	BROOKLINE BK MASS CD 0.75000% 01/23/2017		\$154.11
10/23/16	CASH	INTEREST	FIRST IPSWICH BANCORP 0.75000% 01/23/2017 CD		\$154.11
10/27/16	CASH	INTEREST	SOUTHWEST BK FT WORTH TEX 0.75000% 01/27/2017 CD		\$154.11
10/29/16	CASH	INTEREST	FIRSTBANK PR SANTURCE CD 1.35000% 07/30/2018		\$275.18
10/30/16	CASH	INTEREST	BIDDEFORD SVGS BANK CD 0.70000% 01/30/2017		\$143.84
10/30/16	CASH	INTEREST	CARDINAL BK NATL ASSN VA 1.10000% 01/30/2018 CD		\$226.03
10/30/16	CASH	INTEREST	CUSTOMERS BK PHOENIXVILLE PA 1.15000% 01/30/2018 CD		\$236.30
10/30/16	CASH	INTEREST	MERRICK BK SOUTH JORDAN UTAH 0.75000% 01/30/2017 CD		\$154.11
Total Taxable Interest					\$3,740.82
Total Taxable Income					\$3,745.02

Fifth Third Securities, Inc.

MN _CEBCGJQWBBGCCWN_BBBBB 20161031

Account carried with National Financial Services LLC, Member
NYSE, SIPC

Statement for the Period October 1, 2016 to October 31, 2016

MEDINA CITY SCHOOLS - Corporation
Account Number: [REDACTED]



ACTIVITY *continued*

	Amount
TOTAL INCOME	\$3,745.02

Footnotes and Cost Basis Information

Amortization, accretion and similar adjustments to cost basis have been provided for many fixed income securities (and some bond-like equities), however, they are not provided for certain types, such as short-term instruments, Unit Investment Trusts, foreign fixed income securities, or those that are subject to early prepayment of principal (pay downs). Where current year premium or acquisition premium amortization is provided, the prior years' cumulative amortization is reflected in the adjusted cost basis, but we cannot provide a breakdown or the total of such prior amortization amounts.

NFS is required to report certain cost basis and related information to the IRS on the Form 1099-B. Your official 1099-B forms for certain transactions will reflect which lots have been sold for tax purposes. To apply a specific identification cost basis method to 1099-B reporting, appropriate instructions must be on file with NFS or be received by NFS before the trade has settled. Absent such instructions, NFS determines cost basis at the time of sale based on its default methods of average cost for open-end mutual funds and first-in, first-out (FIFO) for all other (including ETFs) unless your broker dealer has elected to use another default method. NFS applies FIFO (or other disposal method, if applicable) based on its records, which may be different from yours. For transactions that are not subject to 1099-B cost basis reporting, you should refer to your trade confirmations and other applicable records to determine which lots were considered sold for tax purposes.

While NFS must meet IRS requirements with respect to certain information required to be reported to the IRS, NFS-provided cost basis, realized gain and loss, and holding period information may not reflect all adjustments necessary for your tax reporting purposes. NFS makes no warranties with respect to and specifically disclaims any liability arising out of a customer's use of, or any tax position taken in reliance upon, such information.

For investments in partnerships, NFS does not make any adjustments to cost basis information as the calculation of basis in such investments requires supplemental information from the partnership on its income and distributions during the period you held your investment. Partnerships usually provide this additional information on a Form K-1 issued by April 15th of the following year.

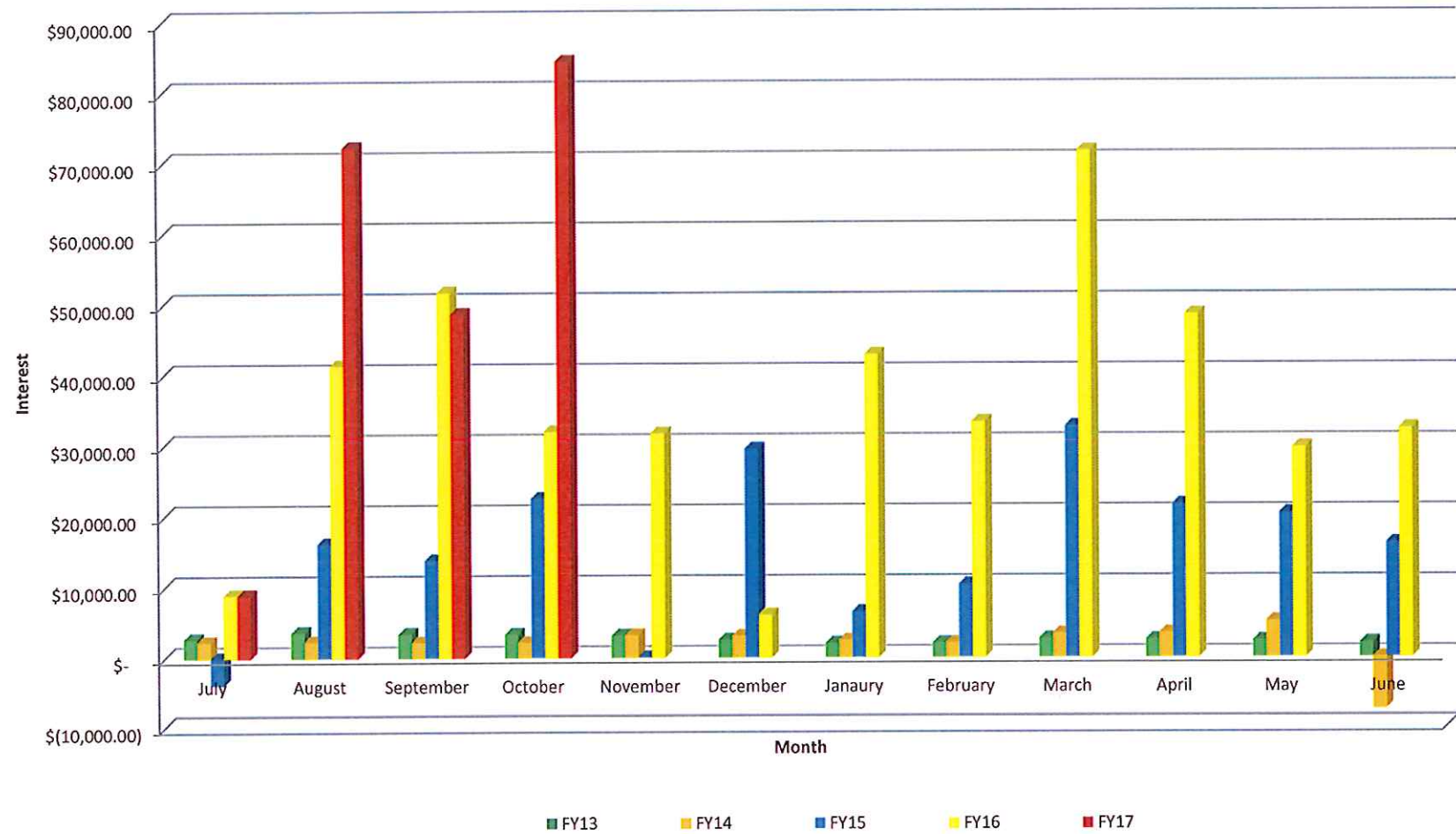
Consult your tax advisor for further information.

Cost basis and gain/loss information is provided as a service to corporate accounts. The information listed in the year-to-date gain/loss summary section is based on a calendar year (January - December). If your business/entity has a fiscal year end other than December 31st for tax purposes, the year-to-date information will not apply. If you have questions about your tax situation, consult your tax advisor.

D - Adjusted cost basis reflects any cumulative original issue discount, premium, or acquisition premium, and it assumes such amounts were amortized by the taxpayer over the life of the security from acquisition date through disposition date. For securities still held, maturity date was used instead of disposition date. Premium amortization was calculated using the yield-to-maturity method. Acquisition premium was calculated using the ratable accrual method. If applicable, adjusted cost basis reflects market discount accretion which was calculated using the straight-line method and was recognized at disposition date. Gain/loss displayed for this transaction was based on cost basis as adjusted for premium and discount as stated above and does not reflect any losses disallowed because of wash sales (if applicable). The adjusted cost basis may not reflect all adjustments necessary for tax reporting purposes and may also not apply if you are using an alternative amortization calculation method. Refer to IRS Publication 550, Investment Income and Expenses, for additional information.

If a sale, redemption or other disposition involved multiple tax lots, the transaction's totals may have been calculated using a combination of adjusted and unadjusted cost basis information. For lots where adjusted cost basis and its associated gain/loss are known, that was used, otherwise "regular" unadjusted cost basis and its associated gain/loss was used.

Total Monthly Interest Earnings



F I N A N C I A L S U M M A R Y R E P O R T
Processing Month: October 2016
MEDINA CITY SCHOOL DISTRICT

Fnd	Sec	Description	Beginning Balance	MTD Revenues	FYTD Revenues	MTD Expenditures	FYTD Expenditures	Current Available Balance
001	0000	GENERAL FUND	37,712,097.32	4,906,108.80	30,815,093.41	5,757,666.78	24,686,975.16	43,840,215.57
002	0000	BOND RETIREMENT	1,168,689.28	80,258.74	676,395.86	521.69	9,363.63	1,835,721.51
002	9000	BOND RETIREMENT - NEW ELE	3,752,479.16	234,089.45	1,972,836.31	1,521.63	27,310.79	5,698,004.68
002	9012	LOCAL SALES TAX RETIREMEN	102,250.00	.00	.00	.00	.00	102,250.00
002	9014	CONSOLIDATION - ENERGY &	.07	314,906.25	314,906.25	314,906.21	314,906.21	.11
003	0000	PERMANENT IMPROVEMENT FUN	4,628.88	122,000.00	122,000.00	.00	.00	126,628.88
003	9000	PERMANENT IMPROVEMENT FUN	989.14	.00	.00	.00	.00	989.14
003	9001	MEDINA CITY REC CENTER-PE	466,394.26	.00	.00	4,212.00	10,581.06	455,813.20
006	0000	LUNCHROOM FUND	89,701.54	248,459.47	569,940.75	200,605.19	709,581.76	49,939.47-
007	9004	COLLINS SCHOLARSHIP/POST-	.97	.00	.00	.00	.00	.97
007	9110	ART TRUST - GARFIELD	9,909.26	18.99	50.29	.00	.00	9,959.55
007	9333	RIOS STUDENT LEADER SCHOL	26,740.49	51.23	135.68	.00	.00	26,876.17
007	9901	BIXLER SCHOLARSHIP FUND	125.00	.00	.00	.00	.00	125.00
008	9002	KANEHL MUSIC TRUST	27,959.58	53.57	141.87	.00	.00	28,101.45
008	9003	RICHARD HOFFMAN COLLINS M	542,347.79	8,886.99	8,886.99	.00	.00	551,234.78
008	9112	ELAINE BUSHMAN FUND	16,635.23	187.68	240.22	.00	.00	16,875.45
009	9000	STAR	6,734.50	1,042.00	15,893.00	.00	.00	22,627.50
009	9110	UNIFORM SUPPLIES GARFIELD	8,877.57	622.00	2,911.00	262.26	1,070.17	10,718.40
009	9120	UNIFORM SUPPLIES - CANAVA	14,346.37	70.00-	7,003.49	201.42	10,534.04	10,815.82
009	9130	UNIFORM SUPPLIES - FENN	27,705.36	912.00	7,980.60	1,391.56	12,104.95	23,581.01
009	9140	UNIFORM SUPPLIES - HERITA	8,180.96	638.26	6,878.86	1,079.94	11,136.80	3,923.02
009	9160	UNIFORM SUPPLIES - BLAKE	2,404.24	707.50	10,460.60	699.36-	12,529.82	335.02
009	9170	UNIFORM SUPPLIES - RALPH	10,647.11	866.50	13,358.50	250.82	12,670.27	11,335.34
009	9180	UNIFORM SUPPLIES - ELIZA	10,770.06	389.91	8,495.91	351.47	12,305.23	6,960.74
009	9200	UNIFORM SUPPLIES - CLAGGE	68,442.74	2,052.00	15,879.00	3,941.98	22,652.58	61,669.16
009	9210	UNIFORM SUPPLIES - A.I. R	19,515.85	4,258.25	20,956.25	988.96	22,166.62	18,305.48
009	9300	UNIFORM SUPPLIES - SENIOR	69,257.47	31,468.20	51,864.70	7,128.34	37,916.81	83,205.36
009	9304	AVIATION/PHOTOGRAPHY	3.87	.00	.00	.00	.00	3.87
014	9016	MEDINA CNTY JUV DET CNTR	93,334.19	4,620.00	14,774.40	21,684.33	96,577.81	11,530.78
014	9111	CFIT FY11	5,550.01	.00	.00	.00	.00	5,550.01
014	9115	EVOLVE FY 15	20,524.40	.00	.00	.00	8.32	20,516.08
014	9116	EVOLVE FY 16	296,597.39	17,100.00	19,000.00	38,025.01	166,822.73	148,774.66
016	0000	EMERGENCY LEVY	10,664,446.47	74,199.33	3,326,388.95	287,222.71	1,194,439.82	12,796,395.60
018	0000	PRINT SHOP	6,683.33	.00	.00	.00	.00	6,683.33
018	9000	PUBLIC SCHOOL SUPPORT - S	16.70	.00	.00	.00	.00	16.70
018	9110	PRINCIPAL'S FUND - GARFIE	33,745.23	86.20	373.76	221.34	1,143.11	32,975.88
018	9111	GARFIELD SCHOOL STORE	867.30	.00	.00	.00	50.00	817.30
018	9113	GARFIELD MEDIA CENTER	645.76	14.98	41.78	.00	11.23	676.31
018	9120	PRINCIPAL - CANAVAN	49,493.16	26.60	96.20	830.49	3,147.88	46,441.48
018	9122	CANAVAN SCHOOL STORE	586.69	.00	.00	.00	.00	586.69
018	9123	BOOK FAIR - CANAVAN	9,358.76	762.14	758.15	.00	410.65	9,706.26
018	9130	PRINCIPAL - FENN	40,148.86	1,020.20	4,287.70	7,423.95	11,338.34	33,098.22
018	9132	FENN SCHOOL STORE	907.38	133.40	133.40	209.00	396.23	644.55
018	9133	BOOK FAIR - FENN	8,089.98	16.45	16.45	7,964.74	7,964.74	141.69
018	9135	MEDINA SKI TEAM - DISTRIC	7,501.68	50.00	50.00	.00	.00	7,551.68
018	9140	PRINCIPAL'S FUND - HERITA	28,164.94	242.00	494.60	555.69	3,686.84	24,972.70

Date: 11/09/16

F I N A N C I A L S U M M A R Y R E P O R T
Processing Month: October 2016
MEDINA CITY SCHOOL DISTRICT

Page: 2
(FINSUM)

Fnd	Sc	Description	Beginning Balance	MTD Revenues	FYTD Revenues	MTD Expenditures	FYTD Expenditures	Current Available Balance
018	9143	HERITAGE MEDIA CENTER	15,479.53	50.67	5,126.69	5,326.16	5,326.16	15,280.06
018	9160	PRINCIPAL'S FUND - H G BL	42,919.81	442.20	767.60	1,091.63	2,467.15	41,220.26
018	9161	LEADER IN ME - BLAKE	3,656.43	.00	.00	.00	.00	3,656.43
018	9163	BLAKE MEDIA CENTER	16,105.84	4,497.44	4,497.44	389.36	1,173.20	19,430.08
018	9170	PRINCIPALS FUND - RALPH W	68,266.80	.00	.00	2,780.34	3,165.26	65,101.54
018	9171	WAITE SCHOOL STORE	50.00	.00	.00	.00	.00	50.00
018	9173	MEDIA CENTER RALPH WAITE	5,248.50	27.00	42.99	.00	.00	5,291.49
018	9174	FIELD TRIPS RALPH WAITE E	11,388.97	86.80	86.80	.00	.00	11,475.77
018	9180	PRINCIPALS FUND ELIZA NOR	39,441.68	33.85	193.99	204.07	3,030.51	36,605.16
018	9181	NORTHROP ELEMENTARY SCHOO	1,719.44	.00	.00	.00	.00	1,719.44
018	9183	MEDIA CENTER ELIZA NORTHR	6,080.59	.00	.00	.00	.00	6,080.59
018	9184	FIELD TRIPS ELIZA NORTHR	146.00	.00	.00	.00	.00	146.00
018	9200	PRINCIPAL'S FUND - CLAGGE	90,721.01	1,237.51	3,108.51	1,425.44	6,403.58	87,425.94
018	9203	CLAGGETT M.S. MEDIA CENTE	3,474.75	21.97	21.97	.00	106.41	3,390.31
018	9210	PRINCIPAL'S FUND - ROOT M	18,522.52	4,154.25	5,223.45	674.00	1,857.49	21,888.48
018	9211	ROOT M.S. MEDIA CENTER	8,259.28	13.96	13.96	.00	331.90	7,941.34
018	9212	ROOT M.S. - WASHINGTON TR	355.00	.00	.00	.00	.00	355.00
018	9300	PRINCIPAL'S FUND - SENIOR	82,036.10	15,069.66	26,581.13	1,343.62	42,404.73	66,212.50
018	9301	MEDIA CENTER FUND	1,372.80	.00	10.00	.00	50.00	1,332.80
018	9302	SPECIAL FUNDRAISER - SENI	37,086.18	.00	.00	.00	.00	37,086.18
018	9303	PERFORMING ARTS	111,087.98	190.00	9,980.00	863.50	13,736.99	107,330.99
018	9304	BATTLING BEES BOOKSTORE	12,452.52	1,965.39	4,107.29	1,178.27	3,032.63	13,527.18
018	9305	FLEXIBLE CREDIT FUND	7,124.67	.00	250.00	.00	240.11	7,134.56
018	9900	INSERVICE - CENTRAL	3,702.01	.00	.00	.00	.00	3,702.01
018	9901	PUBLIC SCHOOL SUPPORT - I	10,119.35	.00	.00	1,153.10	1,896.47	8,222.88
018	9902	INSERVICE - SUPERINTENDEN	24,720.92	.00	.00	.00	.00	24,720.92
018	9903	BOARD/STUDENT DEVELOPMENT	2,800.00	.00	.00	.00	.00	2,800.00
018	9904	WELLNESS FUND	502.00	.00	.00	.00	.00	502.00
018	9905	PUBLIC SCHOOL SUPPORT/STU	48,134.12	16,000.00	16,000.00	712.30	1,245.33	62,888.79
018	9906	COMMUNICATIONS - PUBLIC S	504.69	24.00	2,566.00	2,029.50	2,029.50	1,041.19
018	9910	MAINTENANCE DEPARTMENT	3,902.36	.00	.00	.00	.00	3,902.36
018	9920	TRSP FUND	2,882.18	.00	.00	.00	.00	2,882.18
018	9930	Resource Connection	1,500.00	.00	.00	.00	.00	1,500.00
019	9000	ADAMH GRANT	.00	6,000.00	6,000.00	1,140.00	1,140.00	4,860.00
019	9017	MCDAC GRANT FY17	.00	20,592.00	41,184.00	13,087.07	29,580.86	11,603.14
019	9018	LOWE'S LIGHT UP GARFIELD	48.08	.00	.00	.00	.00	48.08
019	9020	RIF PROGRAM GRANT - NORTH	400.73	.00	.00	.00	.00	400.73
019	9021	JENNINGS - BLAKE - BRYNIA	.82	.00	.00	.00	.00	.82
019	9023	PUBLIC EDUCATION LEADERSH	.01	.00	.00	.00	.00	.01
019	9029	MARTHA HOLDEN JENNINGS GR	6.82	.00	.00	.00	.00	6.82
019	9030	PERFORMANCE BASED ASSESSM	79.76	.00	.00	.00	.00	79.76
019	9031	PBA FY11	256.96	.00	.00	.00	.00	256.96
019	9113	ACS-HACH CHEMISTRY GRANT	96.34	.00	.00	.00	.00	96.34
019	9180	PPG INNOVATIVE CLASSROOM	15.31	.00	.00	.00	.00	15.31
019	9213	VIDEO CLUB GRANT - MHS	2.82	.00	.00	.00	.00	2.82
019	9313	JENNINGS - NORTHROP - MIL	13.86	.00	.00	.00	.00	13.86

F I N A N C I A L S U M M A R Y R E P O R T
Processing Month: October 2016
MEDINA CITY SCHOOL DISTRICT

Fnd	Scc	Description	Beginning Balance	MTD Revenues	FYTD Revenues	MTD Expenditures	FYTD Expenditures	Current Available Balance
019	9413	3M AND OTHER GRANT	152.03	.00	.00	.00	.00	152.03
019	9513	NEA STUDENT ACHIEVEMENT G	191.88	.00	.00	.00	.00	191.88
019	9613	FUEL UP - CONDOSTA - ROOT	1,068.05	.00	.00	.00	.00	1,068.05
019	9715	FUEL UP - BLAKE	28.57	.00	500.00	.00	.00	528.57
020	9001	TRANSPORTATION ENTERPRISE	50,739.50	2,990.54	4,593.74	.00	273.98	55,059.26
022	9000	Unclaimed funds	20,657.98	.00	5,628.23	.00	2,000.00	24,286.21
022	9093	DIVERSION PROGRAM FED MON	1,000.00	.00	.00	.00	.00	1,000.00
022	9094	DIVERSION PROGRAM - FED.	1,000.00	.00	.00	.00	.00	1,000.00
022	9300	OH HIGH SCHOOL ATH ASSOC	396.90	7,618.00	7,618.00	.00	.00	8,014.90
024	9001	MEDICAL AND DRUG/SELF INS	5,566,015.91	700,824.48	2,837,970.18	508,284.31	2,295,673.55	6,108,312.54
024	9002	DENTAL SELF INSURANCE FUN	428,655.30	54,059.93	151,233.78	54,418.84	216,907.73	362,981.35
024	9094	FLEX PRO	28,702.24	18,832.74	18,832.74	12,862.47	15,911.67	31,623.31
027	0000	WORKMANS COMP.-SELF INS	158,639.01	10,639.08	46,766.52	10,608.90	15,382.05	190,023.48
071	9013	LOCAL SALES TAX PERMANENT	2,774,714.21	814,075.27	1,506,237.19	35,369.74	838,743.30	3,442,208.10
200	9110	GARFIELD STUDENT COUNCIL/	1,543.81	2.89	7.76	37.12	37.12	1,514.45
200	9121	ELLA CANAVAN STUDENT COUN	797.51	1.47	3.96	.00	30.87	770.60
200	9134	FENN STUDENT BUSINESS	8.44	.00	.00	.00	.00	8.44
200	9140	STUDENT COUNCIL - HERITAG	145.43	.28	.73	.00	.00	146.16
200	9184	NORTHRUP ELEMENTARY STUDE	46.56	.09	.24	.00	.00	46.80
200	9185	K-KIDS KIWANIS ACTIVITY C	3,491.72	266.72	1,099.22	18.66	18.66	4,572.28
200	9202	CLAGGETT MIDDLE SCH. STUD	4,873.63	1,111.69	2,318.35	802.41	921.73	6,270.25
200	9204	CLAGGETT MIDDLE SCHOOL CH	.02	.00	.00	.00	.00	.02
200	9205	CLAGGETT MIDDLE SCH. BUIL	1,648.77	3.16	8.37	.00	.00	1,657.14
200	9209	CLAGGETT MIDDLE SCHOOL DR	13,490.81	25.85	68.46	.00	.00	13,559.27
200	9251	PEP CLUB - ROOT M.S.	641.08	1.23	3.26	.00	.00	644.34
200	9252	CHEERLEADERS - ROOT M.S.	39.90	.08	.20	.00	.00	40.10
200	9253	BUILDERS' CLUB - ROOT M.S.	3,124.53	5.99	15.86	.00	.00	3,140.39
200	9256	DRAMA CLUB - ROOT M.S.	2,872.46	713.84	722.90	.00	9.88	3,585.48
200	9257	ENVIRONMENTAL CLUB - ROOT	11.77	.02	.05	.00	.00	11.82
200	9258	STUDENT COUNCIL - ROOT M.	2,810.29	5.29	14.17	50.00	50.00	2,774.46
200	9301	YOUNG AMERICANS FOR FREED	53.80	.10	.27	.00	.00	54.07
200	9302	ART CLUB	131.52	.25	.67	.00	.00	132.19
200	9303	AMERICAN FIELD SERVICE	355.81	.68	1.80	.00	.00	357.61
200	9304	CAREER ASSOCIATION	238.50	.46	1.22	.00	.00	239.72
200	9305	CHEMCLUB	290.00	399.00	399.00	.00	.00	689.00
200	9307	CHOIR	43,170.39	3,803.27	4,262.17	2,562.43	6,241.30	41,191.26
200	9308	COMPUTER CLUB	67.77	1.45	2.59	.00	.00	70.36
200	9310	DELTA EPSILON PHI - NAT'L	.45	.00	.00	.00	.00	.45
200	9312	DRAMA CLUB	36,435.09	69.73	184.68	.00	41.70	36,578.07
200	9315	LEADER WITHIN U	271.85	.52	1.38	.00	.00	273.23
200	9316	FRENCH CLUB	8.71	.00	.00	.00	.00	8.71
200	9318	GIRLS LEADERSHIP CLUB	2,245.31	965.40	971.69	131.75	386.75	2,830.25
200	9321	KEY CLUB	18,397.17	936.60	2,421.26	.00	47.99	20,770.44
200	9323	MEDINAMITE	677.24	1.30	3.43	.00	.00	680.67
200	9324	MEDINIAN	17,957.73	4,965.76	7,140.59	6,342.02	6,342.02	18,756.30
200	9325	MUSIC - BAND	22,133.13	35.89	95.05	.00	3,399.99	18,828.19

F I N A N C I A L S U M M A R Y R E P O R T
Processing Month: October 2016
MEDINA CITY SCHOOL DISTRICT

Fnd	Scc	Description	Beginning Balance	MTD Revenues	FYTD Revenues	MTD Expenditures	FYTD Expenditures	Current Available Balance
200	9326	NATIONAL HONOR SOCIETY	6,363.12	12.19	32.29	.00	.00	6,395.41
200	9327	ORCHESTRA	20,288.76	73.16	159.77	.00	1,219.47	19,229.06
200	9330	SCIENCE OLYMPIAD CLUB	134.41	.26	.68	.00	.00	135.09
200	9331	SKI CLUB	2.87	.01	.01	.00	.00	2.88
200	9332	SPANISH CLUB	6,707.94	2,718.30	5,512.81	.00	.00	12,220.75
200	9333	STUDENT COUNCIL	37,553.60	25,547.84	25,700.61	7,990.86	10,270.41	52,983.80
200	9334	WORK STUDY CLUB	5,216.12	9.99	26.46	.00	.00	5,242.58
200	9335	LATIN CLUB	1,730.05	589.95	1,045.84	129.80	179.61	2,596.28
200	9336	INTERACT ORGANIZATION	1,582.87	3.03	8.03	.00	.00	1,590.90
200	9337	AMERICAN SIGN LANGUAGE CL	94.40	30.24	30.54	.00	.00	124.94
200	9339	SPEECH/DEBATE CLUB	13,031.75	8,340.59	14,911.09	4,300.00	6,648.00	21,294.84
200	9340	S. A. D. D.	921.81	2.49	385.85	.00	.00	1,307.66
200	9345	INTERNATIONAL CLUB	4,703.71	9.01	23.86	.00	.00	4,727.57
200	9346	PENGUIN BOWL/NOSB	4.42	.00	.00	.00	.00	4.42
200	9350	TECHNOLOGY CLUB	500.57	.05	1.63	475.00	475.00	27.20
200	9351	THE JUNIOR STATESMEN OF A	1,171.92	2.25	5.96	.00	.00	1,177.88
200	9352	VIDEO CLUB - SR HI	7,415.10	12.78	354.20	.00	1,063.41	6,705.89
200	9353	CHINESE CLUB	615.00	136.38	157.40	49.98	49.98	722.42
200	9355	GAY STRAIGHT ALLIANCE	892.90	17.08	470.44	273.00	273.00	1,090.34
200	9380	V O F T	37,882.99	74.37	1,562.44	.00	434.42	39,011.01
200	9416	CLASS OF 2016	2,562.68	4.63	12.26	.00	147.58	2,427.36
200	9417	CLASS OF 2017	7,127.47	2,240.40	3,476.43	473.79	1,737.30	8,866.60
200	9418	CLASS OF 2018	4,171.26	7.74	20.91	131.44	131.44	4,060.73
200	9419	CLASS OF 2019	2,492.78	4.78	12.66	.00	.00	2,505.44
200	9999	GENERIC STUDENT ACTIV. FD	.01	.00	.00	.00	.00	.01
300	0000	ATHLETIC FUND	230,620.84	56,869.07	148,226.02	51,123.15	167,621.09	211,225.77
300	9120	CANAVAN FIELD TRIP	.00	490.00	490.00	511.00	511.00	21.00-
300	9121	WORLD WATCHER'S CLUB	7,362.04	.00	.00	.00	.00	7,362.04
300	9130	FENN FIELD TRIPS	.00	5,625.00	5,700.00	100.00	100.00	5,600.00
300	9140	HERITAGE FIELD TRIPS	.00	1,100.00	4,133.60	.00	.00	4,133.60
300	9170	WAITE FIELD TRIPS	.00	243.00	8,772.00	7,500.00	7,500.00	1,272.00
300	9180	NORTHROP FIELD TRIPS	.00	1,148.00	2,003.00	.00	.00	2,003.00
300	9201	CLAGGETT MIDDLE SCH. BAND	33,086.59	.00	.00	.00	4,015.23	29,071.36
300	9202	CLAGGETT MIDDLE SCH. ORCH	223.00	35.00	35.00	.00	.00	258.00
300	9203	CLAGGETT MIDDLE SCHOOL LI	370.00	.00	.00	.00	.00	370.00
300	9204	CLAGGETT M.S. CHOIR FUND	634.10	.00	.00	.00	.00	634.10
300	9208	CLAGGETT - 6TH GRADE TRIP	16,875.76	464.00	82,175.83	98,165.05	98,165.05	886.54
300	9250	ROOT M.S. BAND FUND	20,601.72	.00	.00	344.39	3,452.90	17,148.82
300	9251	ROOT M.S. ORCHESTRA FUND	923.15	.00	275.00	.00	.00	1,198.15
300	9252	ROOT M.S. CHOIR FUND	3,270.15	.00	.00	.00	.00	3,270.15
300	9253	ROOT M.S. BEEHIVE	185.44	81.37	113.37	.00	.00	298.81
300	9258	ROOT - DISTRICT SUPERVISE	100,628.78	191.40	3,369.40	.00	98,900.00	5,098.18
300	9259	ROOT DANCE TEAM	528.00	.00	.00	.00	.00	528.00
300	9302	BOYS VOLLEYBALL	5,764.98	.00	.00	.00	600.00	5,164.98
300	9303	HUDDLE/SHUDDLE	1,499.99	.00	1,420.00	.00	60.62	2,859.37
300	9304	LINK CREW	4,001.73	.00	.00	.00	.00	4,001.73

F I N A N C I A L S U M M A R Y R E P O R T
Processing Month: October 2016
MEDINA CITY SCHOOL DISTRICT

Fnd	Sc	Description	Beginning Balance	MTD Revenues	FYTD Revenues	MTD Expenditures	FYTD Expenditures	Current Available Balance
300	9305	MHS DANCE TEAM	1,100.54	.00	.00	.00	.00	1,100.54
300	9313	DRAMA/MUSICAL	22,193.65	20.00	147.60	5,944.02	5,944.02	16,397.23
300	9325	BAND - DISNEYLAND	9,300.98	.00	.00	.00	.00	9,300.98
300	9334	BEEHIVE CAFE	19,753.77	2,025.15	5,846.40	1,577.36	5,622.06	19,978.11
300	9380	V O F T	640.58	.00	.00	.00	.00	640.58
401	9000	ST FRANCIS - MOBILE UNIT	.00	.00	254,658.73	254,658.73	254,658.73	.00
401	9016	AUXILIARY FUNDS/ST FRANCI	72,853.82	.00	.00	.00	65,406.27	7,447.55
401	9017	AUXILIARY FUNDS/ST FRANCI	.00	121.16	101,067.11	23,435.99	37,511.74	63,555.37
401	9026	AUX FUNDS NURTURY	6,163.05	.00	.00	.00	509.00	5,654.05
401	9027	AUX FUNDS NURTURY	.00	7.45	3,909.23	.00	.00	3,909.23
401	9036	AUX FUNDS MCA	30,788.77	.00	.00	172.91	28,228.70	2,560.07
401	9037	AUX FUNDS MCA	.00	23.88	33,733.74	10,308.42	21,205.25	12,528.49
401	9046	AUX FUNDS KIDS COUNTRY	8,134.86	.00	.00	80.85	6,740.63	1,394.23
401	9047	AUX FUNDS KIDS COUNTRY	.00	4.13	2,169.03	.00	.00	2,169.03
401	9066	SM WONDERS	1,644.12	.00	.00	.00	.00	1,644.12
432	9097	MANAGE. INFO. SYS. FUND	.80	.00	.00	.00	.00	.80
450	9008	SCHOOLNET PLUS FY2008: GR	1.00	.00	.00	.00	.00	1.00
451	9013	CONNECTIVITY 2013	800.00	.00	.00	.00	.00	800.00
451	9017	CONNECTIVITY FY17	.00	9,900.00	9,900.00	.00	.00	9,900.00
452	9008	SCHOOLNET PROFESSIONAL DE	66.15	.00	.00	.00	.00	66.15
463	9017	ALT ED	.00	.00	.00	3,669.15	9,166.95	9,166.95-
499	9012	INTERN PSYCH FY12	45.81	.00	.00	.00	.00	45.81
499	9013	INTERN PSYCH FY13	39.97	.00	.00	.00	.00	39.97
499	9024	LOCAL GOVERNMENT INNOVATI	7,750.00	.00	.00	.00	.00	7,750.00
499	9039	INTERN PSYCHOLOGIST GRANT	2.20	.00	.00	.00	.00	2.20
499	9112	E-TECH BLENDED LEARNING G	321.71	.00	.00	.00	.00	321.71
506	9014	RESIDENT EDUCATOR GRANT	950.00	.00	.00	.00	.00	950.00
516	9015	TITLE VI-B	2,690.82	.00	.00	.00	.00	2,690.82
516	9016	TITLE VI-B	115,909.61	.00	.00	815.50-	184,860.42	68,950.81-
516	9017	TITLE VI-B	.00	.00	.00	114,267.12	274,648.44	274,648.44-
551	9117	TITLE III LEP	.00	.00	.00	15,675.00	23,512.50	23,512.50-
572	9016	TITLE I	70,036.18	.00	.00	.00	77,580.20	7,544.02-
572	9017	TITLE I	.00	.00	.00	39,094.04	95,399.02	95,399.02-
572	9116	TITLE I-D	10,650.20	.00	1,813.47-	.00	16,770.17	7,933.44-
572	9117	TITLE I-D	.00	.00	.00	4,194.94	10,687.20	10,687.20-
587	9016	PRESCHOOL	1,827.00	.00	.00	.00	3,069.32	1,242.32-
587	9017	PRESCHOOL	.00	.00	.00	1,882.26	5,022.60	5,022.60-
590	9016	TITLE II-A	9,110.54	.00	.00	.00	19,775.87	10,665.33-
590	9017	TITLE II-A	.00	.00	.00	10,168.91	35,382.51	35,382.51-
599	9016	CHILD NUTRITION SCHOOL EQ	.00	.00	6,500.00	329.26	6,500.00	.00
Grand Total All Funds			66,309,645.53	7,867,130.97	43460,360.22	7,979,566.08	32513,199.28	77256,806.47
Total Invested Funds			.00					

Date: 11/09/2016

C H E C K R E G I S T E R
Processing Month: October 2016
MEDINA CITY SCHOOL DISTRICT

Page: 1
(CHKREG)

Check#	Check Date	Org Sta	Vendor Paid	Check Amount	Status Date
007460	10/03/2016	M/M	MEMO - MEDICAL MUTUAL	79,735.03	
007461	10/04/2016	M/M	MEMO - MEDICAL MUTUAL	87,240.26	
007462	10/12/2016	M/M	MEMO - MEDICAL MUTUAL	124,618.90	
007463	10/07/2016	M/M	MEMO - FIRST MERIT BANK	25,831.43	
007464	10/07/2016	M/M	OHIO DEPT OF ED - MEMO CK	91,084.03	
007465	10/07/2016	M/M	MEMO --S T R S	69,143.92	
007466	10/07/2016	M/M	MEMO MET LIFE INSURANCE	4,651.30	
007467	10/07/2016	M/M	MEMO - BUREAU WORK COMP	5,292.16	
007468	10/18/2016	M/M	MEMO - MEDICAL MUTUAL	72,490.28	
007469	10/14/2016	M/M	MEMO MET LIFE INSURANCE	54,418.84	
007470	10/14/2016	M/M	MEMO - U.S. BANK PURCHASE CARD	15,414.19	
007471	10/24/2016	M/M	SYSCO FOOD SERVICES CLEVELAND	40,975.37	
007472	10/24/2016	M/M	SYSCO FOOD SERVICES CLEVELAND	2,775.40	
007473	10/04/2016	M/M	GORDON FOOD SERVICE	11,578.86	
007474	10/04/2016	M/M	GORDON FOOD SERVICE	668.53	
007475	10/25/2016	M/M	MEMO - MEDICAL MUTUAL	138,435.84	
007476	10/03/2016	M/M	MEMO - FIRST MERIT BANK	314,906.21	
007477	10/21/2016	M/M	OHIO DEPT OF ED - MEMO CK	101,139.17	
007478	10/21/2016	M/M	MEMO - P & A ADMINISTRATIVE	12,152.07	
007479	10/21/2016	M/M	MEMO --S T R S	69,245.08	
007480	10/21/2016	M/M	MEMO --S E R S	7,489.57	
007481	10/21/2016	M/M	MEMO - FIRST MERIT BANK	26,255.20	
007482	10/21/2016	M/M	MEMO - BUREAU WORK COMP	5,346.92	
007483	10/31/2016	M/M	MEMO -MEDINA CITY SCHOOLS	615,294.98	
007484	10/31/2016	M/M	MEMO DENTAL SELF	92.65	
007485	10/31/2016	T/T	MEMO -MEDINA CITY SCHOOLS	314,906.25	
007486	10/31/2016	T/T	MEMO -MEDINA CITY SCHOOLS	254,658.73	
007487	10/31/2016	M/M	MEMO --S T R S	407,630.00	
007488	10/31/2016	M/M	MEMO --S E R S	150,412.00	
613695	10/10/2016	W/R	AED SUPERSTORE	2,490.00	10/19/2016
613696	10/10/2016	W/R	AMANDA HILLS DISTRIBUTION, INC	1,823.70	10/24/2016
613697	10/10/2016	W/R	AMAZON.COM	3,284.97	10/19/2016
613698	10/10/2016	W/R	AMLE	199.99	10/24/2016
613699	10/10/2016	W/R	AMY M SAWAN	4.40	10/10/2016
613700	10/10/2016	W/R	ANDERSON'S	595.98	10/19/2016
613701	10/10/2016	W/R	ANGELA NUCKOLS	810.00	10/10/2016
613702	10/10/2016	W/R	ANTHONY BELSITO	540.00	10/19/2016
613703	10/10/2016	W/R	APPLIED MSS	271.98	10/19/2016
613704	10/10/2016	W/R	AQUACLEAR	49.35	10/19/2016
613705	10/10/2016	W/R	ARBITERPAY	15,000.00	10/20/2016
613706	10/10/2016	W/R	ARMSTRONG	482.19	10/20/2016
613707	10/10/2016	W/R	ARROW UNIFORM	639.13	10/19/2016
613708	10/10/2016	W/R	ASCD	18.45	10/19/2016
613709	10/10/2016	W/W	ATLAS PEN & PENCIL CORP	51.93	
613710	10/10/2016	W/R	B & B TROPHIES & AWARDS	10.00	10/19/2016
613711	10/10/2016	W/R	B&H PHOTO-VIDEO	68.95	10/19/2016
613712	10/10/2016	W/R	BAKER & TAYLOR COMPANY	116.04	10/19/2016
613713	10/10/2016	W/R	BALL CHEMICAL & EQUIPMENT CO.	9.47	10/27/2016
613714	10/10/2016	W/R	BARNES AND NOBLE BOOKSELLERS	3,422.05	10/19/2016
613715	10/10/2016	W/R	BLYNNSCAPES	11,415.00	10/19/2016
613716	10/10/2016	W/R	DAIRYMENS	2,668.38	10/19/2016
613717	10/10/2016	W/R	BRETT SMITH	29.49	10/10/2016

Date: 11/09/2016

C H E C K R E G I S T E R
Processing Month: October 2016
MEDINA CITY SCHOOL DISTRICT

Page: 2
(CHKREG)

Check#	Check Date	Org Sta	Vendor Paid	Check Amount	Status Date
613718	10/10/2016	W/R	BROOKES PUBLISHING COMPANY	2,585.75	10/19/2016
613719	10/10/2016	W/R	BUEHLER'S MARKETS	352.46	10/17/2016
613720	10/10/2016	W/R	C MARTIN TRUCKING	1,262.02	10/19/2016
613721	10/10/2016	W/W	CAMP CHRISTOPHER	7,600.00	
613722	10/10/2016	W/R	CAROLINA BIOLOGICAL SUPPLY CO.	482.79	10/19/2016
613723	10/10/2016	W/R	ADVANCE AUTO PARTS (CARQUEST)	4,377.75	10/19/2016
613724	10/10/2016	W/R	DOMINIC'S PIZZA	135.55	10/19/2016
613725	10/10/2016	W/W	CASP	25.00	
613726	10/10/2016	W/R	CATHY LASHER	61.37	10/10/2016
613727	10/10/2016	W/R	CDWG	393.57	10/17/2016
613728	10/10/2016	W/R	CENTRAL INSTRUMENT CO.	226.40	10/17/2016
613729	10/10/2016	W/R	CHIPPEWA VALLEY HARDWOODS	600.00	10/19/2016
613730	10/10/2016	W/R	CINTAS CORPORATION	172.01	10/17/2016
613731	10/10/2016	W/R	CINTAS FIRST AID & SAFETY	152.14	10/19/2016
613732	10/10/2016	W/R	OHIO CERAMIC SUPPLY, INC.	1,645.26	10/19/2016
613733	10/10/2016	W/R	CR & J SALES, INC	837.00	10/19/2016
613734	10/10/2016	W/R	CRANDALL COMPANY, INC	53.70	10/19/2016
613735	10/10/2016	W/R	CROSS THREAD SOLUTIONS LLC	75.00	10/19/2016
613736	10/10/2016	W/R	CUMMINS INTERSTATE POWER INC	1,079.22	10/17/2016
613737	10/10/2016	W/R	DAMON INDUSTRIES	221.80	10/17/2016
613738	10/10/2016	W/R	DAVID M CHAMBERS	220.21	10/10/2016
613739	10/10/2016	W/R	DEBBIE QUAIDER	15.98	10/10/2016
613740	10/10/2016	W/R	DISCOUNT SCHOOL SUPPLY	56.40	10/19/2016
613741	10/10/2016	W/R	DMO FOOD EQUIPMENT	408.00	10/19/2016
613742	10/10/2016	W/W	DOMINO'S PIZZA	689.00	
613743	10/10/2016	W/W	EASTERN OHIO NATIONAL	50.00	
613744	10/10/2016	W/R	EASY GRAPHICS CORP	339.85	10/20/2016
613745	10/10/2016	W/R	ELECTRICAL APPLIANCE REPAIR	71.10	10/20/2016
613746	10/10/2016	W/R	ELIZABETH RISSMILLER	1,155.00	10/10/2016
613747	10/10/2016	W/R	ESC OF MEDINA COUNTY	78,297.72	10/19/2016
613748	10/10/2016	W/R	FARNHAM EQUIPMENT COMPANY	74,500.00	10/20/2016
613749	10/10/2016	W/R	FBN SYSTEMS, INC.	4,832.00	10/17/2016
613750	10/10/2016	W/R	FOLLETT SCHOOL SOLUTIONS, INC.	1,123.47	10/17/2016
613751	10/10/2016	W/R	FRAN SCHOEN	8,000.00	10/17/2016
613752	10/10/2016	W/R	FRONTIER	5,595.72	10/24/2016
613753	10/10/2016	W/R	GALLEY PRINTING, INC.	100.00	10/19/2016
613754	10/10/2016	W/R	NAPA AUTOMOTIVE PARTS & SERVIC	35.90	10/19/2016
613755	10/10/2016	W/R	GIONINO'S PIZZARIA	86.70	10/19/2016
613756	10/10/2016	W/R	GORDON FOOD SERVICE	707.20	10/17/2016
613757	10/10/2016	W/R	GORDON FOOD SERVICE	147.11	10/17/2016
613758	10/10/2016	W/R	GRAINGER SUPPLY CO	153.06	10/19/2016
613759	10/10/2016	W/R	PIZZA HUT	240.50	10/20/2016
613760	10/10/2016	W/R	HARRISON FORD MERCURY	307.53	10/17/2016
613761	10/10/2016	W/R	HEATHER BOLEK	131.75	10/10/2016
613762	10/10/2016	W/R	HEINEMANN	161.64	10/17/2016
613763	10/10/2016	W/R	HERFF JONES, INC.	6,342.02	10/17/2016
613764	10/10/2016	W/R	HOME DEPOT	70.37	10/19/2016
613765	10/10/2016	W/R	ICANDI GRAPHICS	171.90	10/20/2016
613766	10/10/2016	W/R	ICE CREAM SPECIALTIES	174.34	10/19/2016
613767	10/10/2016	W/R	IMPACT GROUP	1,250.00	10/20/2016
613768	10/10/2016	W/V	INDUSTRIAL HYDRAULIC SERVICE	34.26	10/12/2016
613769	10/10/2016	W/R	JAMA JOHNSON	58.29	10/10/2016

Date: 11/09/2016

C H E C K R E G I S T E R
Processing Month: October 2016
MEDINA CITY SCHOOL DISTRICT

Page: 3
(CHKREG)

Check#	Check Date	Org Sta	Vendor Paid	Check Amount	Status Date
613770	10/10/2016	W/R	JEANNE BLANKENSHIP	13.72	10/10/2016
613771	10/10/2016	W/R	JEFFREY KOLO	24.70	10/10/2016
613772	10/10/2016	W/R	JENNIFER JANIK	17.56	10/10/2016
613773	10/10/2016	W/R	JULIE PHILLIPS	36.72	10/10/2016
613774	10/10/2016	W/R	JW PEPPER & SON, INC.	2,572.51	10/19/2016
613775	10/10/2016	W/R	KATHY MARRAS	66.00	10/10/2016
613776	10/10/2016	W/R	KEYSTONE LOCAL SCHOOL DISTRICT	1,000.00	10/19/2016
613777	10/10/2016	W/R	LAKESHORE LEARNING MATERIALS	609.53	10/19/2016
613778	10/10/2016	W/R	LIFELOC TECHNOLOGIES	796.12	10/19/2016
613779	10/10/2016	W/R	LORI S KELLY	3,019.50	10/10/2016
613780	10/10/2016	W/R	MACK'S, INC.	337.50	10/14/2016
613781	10/10/2016	W/R	MARS ELECTRIC CO.	322.97	10/17/2016
613782	10/10/2016	W/R	MCCORMICK'S	213.61	10/19/2016
613783	10/10/2016	W/R	MCS FOOD SERVICE DEPT.	1,412.55	10/13/2016
613784	10/10/2016	W/W	MCSCRT	80.00	
613785	10/10/2016	W/R	MEDINA CITY SCHOOLS	360.00	10/13/2016
613786	10/10/2016	W/W	MEDINA COUNTY PORT AUTHORITY	853.00	
613787	10/10/2016	W/R	MEDINA CREATIVE ACCESSIBILITY	170.00	10/10/2016
613788	10/10/2016	W/R	MEDINA GLASS COMPANY	169.17	10/14/2016
613789	10/10/2016	W/R	META SOLUTIONS	2,933.92	10/19/2016
613790	10/10/2016	W/R	MONTVILLE POLICE DEPARTMENT	11,545.30	10/25/2016
613791	10/10/2016	W/R	MUSIC IS ELEMENTARY	762.44	10/19/2016
613792	10/10/2016	W/R	NAGC	119.00	10/27/2016
613793	10/10/2016	W/R	NASCO	187.46	10/19/2016
613794	10/10/2016	W/R	NASP	199.00	10/19/2016
613795	10/10/2016	W/R	NATIONAL GEOGRAPHIC BEE	100.00	10/19/2016
613796	10/10/2016	W/R	NICHOLAS CERIMELE	19.44	10/10/2016
613797	10/10/2016	W/R	NICKLES BAKERY	746.83	10/19/2016
613798	10/10/2016	W/R	NORTHERN TOOL & EQUIPMENT	76.95	10/20/2016
613799	10/10/2016	W/R	NOWAK TOUR & TRAVEL, INC.	98,136.00	10/20/2016
613800	10/10/2016	W/R	OASBO	150.00	10/19/2016
613801	10/10/2016	W/W	OHIO ASSOC OF STUDENT COUNCILS	100.00	
613802	10/10/2016	W/R	OHIO EDISON COMPANY	34,096.02	10/14/2016
613803	10/10/2016	W/R	OHIO SCHOOL BOARDS ASSOC	2,826.64	10/20/2016
613804	10/10/2016	W/W	OMLA	175.00	
613805	10/10/2016	W/R	OPFMA	710.00	10/20/2016
613806	10/10/2016	W/R	ORIENTAL TRADING COMPANY	145.89	10/19/2016
613807	10/10/2016	W/R	OSPA-OHIO SCHOOL PSYCHOLOGISTS	120.00	10/19/2016
613808	10/10/2016	W/R	PEPSI-COLA COMPANY	141.39	10/19/2016
613809	10/10/2016	W/R	CAFETERIA-PEPSI COLA ORDERS	544.99	10/19/2016
613810	10/10/2016	W/R	PERFORMANCE CONSULTING SERVICE	4,240.00	10/19/2016
613811	10/10/2016	W/R	PITNEY BOWES	2,740.09	10/20/2016
613812	10/10/2016	W/R	PLUMMASTER, INC.	631.60	10/17/2016
613813	10/10/2016	W/R	POPPLERS MUSIC STORE	48.93	10/19/2016
613814	10/10/2016	W/R	QUILL.COM	89.28	10/20/2016
613815	10/10/2016	W/R	RAFCOMM, INC.	310.00	10/17/2016
613816	10/10/2016	W/R	REALLY GOOD STUFF	275.67	10/19/2016
613817	10/10/2016	W/R	REGINA COUGHLIN	75.00	10/10/2016
613818	10/10/2016	W/R	REINHARDT SUPPLY COMPANY	171.01	10/19/2016
613819	10/10/2016	W/R	RICHARD'S WHOLESALE FENCE	773.30	10/17/2016
613820	10/10/2016	W/R	ROWLEYS WHOLESALE	266.05	10/17/2016
613821	10/10/2016	W/R	SANDRA DOWNEY	97.20	10/10/2016

Date: 11/09/2016

C H E C K R E G I S T E R
Processing Month: October 2016
MEDINA CITY SCHOOL DISTRICT

Page: 4
(CHKREG)

Check#	Check Date	Org Sta	Vendor Paid	Check Amount	Status Date
613822	10/10/2016	W/R	SANSON COMPANY	2,495.10	10/17/2016
613823	10/10/2016	W/R	SARGENT-WELCH LLC	577.75	10/14/2016
613824	10/10/2016	W/R	SCHOLASTIC/SUPER SCIENCE MAG	381.15	10/25/2016
613825	10/10/2016	W/R	SCHOLASTIC MAGAZINES	571.95	10/25/2016
613826	10/10/2016	W/R	SCHOLASTIC READING CLUB	70.00	10/20/2016
613827	10/10/2016	W/R	SCHOLASTIC TEACHING RESOURCES	317.63	10/24/2016
613828	10/10/2016	W/R	SCHOOL SPECIALTY, INC	2,184.91	10/17/2016
613829	10/10/2016	W/R	SHAYNA SAMOSKY	90.33	10/10/2016
613830	10/10/2016	W/R	SHEARER EQUIPMENT	119.86	10/20/2016
613831	10/10/2016	W/R	SHELLEY MACK	728.50	10/10/2016
613832	10/10/2016	W/R	SHERYL SCHRADER	92.09	10/10/2016
613833	10/10/2016	W/R	SHIFFLER EQUIPMENT SALES	44.44	10/19/2016
613834	10/10/2016	W/R	STANTON'S SHEET MUSIC	13.35	10/14/2016
613835	10/10/2016	W/R	STONECREEK INTERIOR	19,725.00	10/19/2016
613836	10/10/2016	W/R	STUDIES WEEKLY, INC	32.72	10/19/2016
613837	10/10/2016	W/R	SUE SUTHERS	195.16	10/10/2016
613838	10/10/2016	W/R	T & D FABRICATING, INC.	14,824.00	10/17/2016
613839	10/10/2016	W/R	TALBERT'S COMMERCIAL PRODUCTS	454.19	10/14/2016
613840	10/10/2016	W/R	TEACHER CREATED RESOURCES	44.97	10/19/2016
613841	10/10/2016	W/R	TEACHER DIRECT	220.57	10/20/2016
613842	10/10/2016	W/R	TEACHERS SYNERGY, LLC	64.46	10/19/2016
613843	10/10/2016	W/R	TECH DEFENDERS	1,587.20	10/19/2016
613844	10/10/2016	W/R	TERMINAL SUPPLY, INC	396.48	10/24/2016
613845	10/10/2016	W/R	THE MISSING PIECE LLC	621.25	10/19/2016
613846	10/10/2016	W/W	TIME FOR KIDS	89.20	
613847	10/10/2016	W/R	TOWN & COUNTRY CO-OP INC.	13,066.69	10/19/2016
613848	10/10/2016	W/R	AUDITOR OF STATE'S OFFICE	9,905.90	10/17/2016
613849	10/10/2016	W/R	TRISH JACKSON	18.99	10/10/2016
613850	10/10/2016	W/R	VERNIER SOFTWARE & TECHNOLOGY	303.00	10/19/2016
613851	10/10/2016	W/R	MacGILL DISCOUNT NURSE SUPPLY	64.60	10/19/2016
613852	10/10/2016	W/R	WILSON SHAW	380.00	10/19/2016
613853	10/10/2016	W/R	WOLFF BROS. SUPPLY, INC.	1,817.96	10/17/2016
613854	10/10/2016	W/R	WOODWIND AND BRASSWIND	426.75	10/20/2016
613855	10/10/2016	W/R	YOST EQUIPMENT SALES &	47.68	10/14/2016
613856	10/10/2016	B/R	SALLY JAYCOX	125.00	10/28/2016
613857	10/10/2016	B/R	ALAN KUHA	18.50	10/31/2016
613858	10/10/2016	B/B	SHAWN OR JEFF GIBEAULT	15.00	
613859	10/19/2016	W/R	ABC THERAPY, LTD	15,587.50	10/19/2016
613860	10/19/2016	W/R	ALAN T ROLAND	195.00	10/31/2016
613861	10/19/2016	W/R	ALBRIGHT SECURITY CENTER, INC.	97.50	10/27/2016
613862	10/19/2016	W/R	ALLISON HILDRETH	37.80	10/19/2016
613863	10/19/2016	W/R	AMERICAN FIREWORKS COMPANY INC	3,000.00	10/31/2016
613864	10/19/2016	W/R	AMERICAN TIME & SIGNAL COMPANY	412.34	10/27/2016
613865	10/19/2016	W/R	AMY M SAWAN	105.10	10/19/2016
613866	10/19/2016	W/R	ANGELA NUCKOLS	1,230.00	10/19/2016
613867	10/19/2016	W/R	ANTHONY BELSITO	396.00	10/27/2016
613868	10/19/2016	W/R	APEX MARKETING SOLUTIONS	523.35	10/27/2016
613869	10/19/2016	W/R	APPLE EDUCATION	828.00	10/27/2016
613870	10/19/2016	W/R	ARDENT PIANO	1,050.00	10/31/2016
613871	10/19/2016	W/R	ARMSTRONG CABLE	134.95	10/31/2016
613872	10/19/2016	W/R	ARROW UNIFORM	702.52	10/27/2016
613873	10/19/2016	W/R	ASCA	1,024.00	10/28/2016

Date: 11/09/2016

C H E C K R E G I S T E R
Processing Month: October 2016
MEDINA CITY SCHOOL DISTRICT

Page: 5
(CHKREG)

Check#	Check Date	Org Sta	Vendor Paid	Check Amount	Status Date
613874	10/19/2016	W/R	B & B TROPHIES & AWARDS	5.00	10/31/2016
613875	10/19/2016	W/R	B&H PHOTO-VIDEO	165.49	10/27/2016
613876	10/19/2016	W/R	BAKER & TAYLOR COMPANY	2,803.80	10/25/2016
613877	10/19/2016	W/R	BARNES & NOBLE EDUCATION, INC	89.50	10/27/2016
613878	10/19/2016	W/R	BASA	200.00	10/31/2016
613879	10/19/2016	W/R	BEYOND WORDS: MUSIC & DANCE	350.00	10/25/2016
613880	10/19/2016	W/R	BLUE BUTTON PHOTO BOOTH	700.00	10/25/2016
613881	10/19/2016	W/R	BOOKSOURCE	222.25	10/25/2016
613882	10/19/2016	W/R	DAIRYMENS	2,731.84	10/27/2016
613883	10/19/2016	W/R	BRICKER & ECKLER LLP	715.00	10/27/2016
613884	10/19/2016	W/R	BUEHLER'S MARKETS	497.94	10/27/2016
613885	10/19/2016	W/R	CAROLINA BIOLOGICAL SUPPLY CO.	2,647.84	10/25/2016
613886	10/19/2016	W/R	ADVANCE AUTO PARTS (CARQUEST)	78.68	10/27/2016
613887	10/19/2016	W/R	CDWG	66.97	10/25/2016
613888	10/19/2016	W/R	CENTRAL INSTRUMENT CO.	303.89	10/27/2016
613889	10/19/2016	W/R	CHARLOTTE KOLKE	94.87	10/19/2016
613890	10/19/2016	W/R	CHRISTOPHER BRINK	195.00	10/25/2016
613891	10/19/2016	W/R	CINDY O'CONNOR	53.00	10/25/2016
613892	10/19/2016	W/R	CINTAS CORPORATION	62.47	10/25/2016
613893	10/19/2016	W/R	CITY OF MEDINA	9,077.63	10/25/2016
613894	10/19/2016	W/R	CITY OF MEDINA	15,568.68	10/25/2016
613895	10/19/2016	W/R	CLARENCE CRUM	2,844.00	10/27/2016
613896	10/19/2016	W/W	CLEVELAND CLINIC ATWORK	105.84	
613897	10/19/2016	W/R	OHIO CERAMIC SUPPLY, INC.	264.12	10/27/2016
613898	10/19/2016	W/R	COLUMBIA GAS OF OHIO, INC	2,979.06	10/31/2016
613899	10/19/2016	W/R	COMDOC, INC.	2,633.04	10/25/2016
613900	10/19/2016	W/R	CORNERSTONE PSYCHOLOGICAL SERV	200.00	10/27/2016
613901	10/19/2016	W/R	CROWN TROPHY OF MEDINA	140.00	10/27/2016
613902	10/19/2016	W/R	CROWNE PLAZA HOTEL	218.00	10/28/2016
613903	10/19/2016	W/R	CYNTHIA K MCQUOWN	350.00	10/27/2016
613904	10/19/2016	W/R	CYNTHIA McCLINTOCK	18.66	10/19/2016
613905	10/19/2016	W/R	DAVID MCGURK	90.00	10/27/2016
613906	10/19/2016	W/R	DEBBIE QUAIDER	22.82	10/19/2016
613907	10/19/2016	W/R	DENISE JONES	131.90	10/19/2016
613908	10/19/2016	W/R	DEREK CROOKS	180.00	10/31/2016
613909	10/19/2016	W/R	DISCOUNT SCHOOL SUPPLY	56.40	10/27/2016
613910	10/19/2016	W/R	DMO FOOD EQUIPMENT	345.42	10/27/2016
613911	10/19/2016	W/W	DOMINO'S PIZZA	214.50	
613912	10/19/2016	W/R	DOUGLAS CHAPMAN-SMITH	24.69	10/19/2016
613913	10/19/2016	W/R	DYNAMERICAN, INC.	375.00	10/27/2016
613914	10/19/2016	W/R	EASY GRAPHICS CORP	979.00	10/31/2016
613915	10/19/2016	W/W	ELIZABETH JUDY	8.92	
613916	10/19/2016	W/R	ENTERPRISE FLEET MGMT INC.	9,130.74	10/27/2016
613917	10/19/2016	W/R	FASTENAL INDUSTRIAL &	85.11	10/27/2016
613918	10/19/2016	W/W	OASBO - FIVE COUNTY	15.00	
613919	10/19/2016	W/R	FLAGHOUSE, INC.	557.51	10/27/2016
613920	10/19/2016	W/R	FLOWER GALLERY LLC	145.00	10/31/2016
613921	10/19/2016	W/R	FRONTIER	609.62	10/27/2016
613922	10/19/2016	W/R	G&L SUPPLY	512.06	10/27/2016
613923	10/19/2016	W/R	GABLE ELEVATOR, INC.	435.00	10/27/2016
613924	10/19/2016	W/R	NAPA AUTOMOTIVE PARTS & SERVIC	113.45	10/25/2016
613925	10/19/2016	W/R	GOOGLE INC	4,500.00	10/27/2016

Date: 11/09/2016

C H E C K R E G I S T E R
Processing Month: October 2016
MEDINA CITY SCHOOL DISTRICT

Page: 6
(CHKREG)

Check#	Check Date	Org Sta	Vendor Paid	Check Amount	Status Date
613926	10/19/2016	W/W	GORDON FOOD SERVICE	276.89	
613927	10/19/2016	W/R	GORDON FOOD SERVICE	60.20	10/27/2016
613928	10/19/2016	W/R	GRAINGER SUPPLY CO	165.12	10/27/2016
613929	10/19/2016	W/R	PIZZA HUT	292.50	10/27/2016
613930	10/19/2016	W/R	HARPLEY CS LLC	1,300.00	10/19/2016
613931	10/19/2016	W/R	HEINEMANN	27.00	10/27/2016
613932	10/19/2016	W/R	HUDSON CITY SCHOOL DISTRICT	200.00	10/28/2016
613933	10/19/2016	W/R	ICE CREAM SPECIALTIES	1,424.92	10/27/2016
613934	10/19/2016	W/R	JAMA JOHNSON	95.40	10/19/2016
613935	10/19/2016	W/W	JANNOT'S DESIGNS LLC	577.20	
613936	10/19/2016	W/R	JENIFER SCOTT	213.84	10/19/2016
613937	10/19/2016	W/R	JESSICA WHITE	37.12	10/19/2016
613938	10/19/2016	W/R	JON E. BURKHART	177.72	10/19/2016
613939	10/19/2016	W/R	JOSEPH ASSION	369.00	10/27/2016
613940	10/19/2016	W/R	JOSHEN PAPER & PACKAGING	729.20	10/25/2016
613941	10/19/2016	W/R	KIM HALLOCK	104.31	10/19/2016
613942	10/19/2016	W/R	LANGUAGE LEARNING ASSOCIATES	13,792.50	10/19/2016
613943	10/19/2016	W/R	LAURA CALAIACOVO	40.00	10/19/2016
613944	10/19/2016	W/R	LEARN21: A FLEXIBLE LEARNING	112,297.00	10/27/2016
613945	10/19/2016	W/R	LODI LUMBER	199.20	10/27/2016
613946	10/19/2016	W/R	LORI S KELLY	2,882.25	10/19/2016
613947	10/19/2016	W/R	M.C. DJ SERVICES, INC.	2,325.00	10/27/2016
613948	10/19/2016	W/R	MACIE PUBLISHING COMPANY	1,525.61	10/27/2016
613949	10/19/2016	W/W	MAIN STAGE ARTISTS MANAGEMENT	800.00	
613950	10/19/2016	W/R	MCMASTER-CARR	72.99	10/25/2016
613951	10/19/2016	W/R	MCS FOOD SERVICE DEPT.	1,144.65	10/25/2016
613952	10/19/2016	W/R	MEDINA CITY SCHOOLS	252.03	10/25/2016
613953	10/19/2016	W/R	MEDINA COUNTY SANITARY	12,374.27	10/27/2016
613954	10/19/2016	W/R	MEDINA CREATIVE ACCESSIBILITY	812.00	10/19/2016
613955	10/19/2016	W/R	MEDINA HARDWARE, INC	960.29	10/25/2016
613956	10/19/2016	W/R	MICHAEL LYON	90.00	10/27/2016
613957	10/19/2016	W/W	MICHAEL WESNER	1,335.00	
613958	10/19/2016	W/R	MICHELLE LOBUGLIO	43.92	10/19/2016
613959	10/19/2016	W/R	MIDLAND HARDWARE CO.	62.97	10/27/2016
613960	10/19/2016	W/R	MICHAEL ENGLISH	195.00	10/27/2016
613961	10/19/2016	W/R	MNJ TECHNOLOGIES DIRECT INC.	904.20	10/27/2016
613962	10/19/2016	W/W	MUSIC THERAPY ENRICHMENT	775.00	
613963	10/19/2016	W/W	MYRA BOWYER	105.00	
613964	10/19/2016	W/R	n2y	6,156.00	10/27/2016
613965	10/19/2016	W/R	NASCO	118.71	10/27/2016
613966	10/19/2016	W/R	NICKLES BAKERY	1,012.84	10/28/2016
613967	10/19/2016	W/R	OASBO	100.00	10/27/2016
613968	10/19/2016	W/R	OASSA	525.00	10/28/2016
613969	10/19/2016	W/R	OHIO EDISON COMPANY	83,273.97	10/25/2016
613970	10/19/2016	W/R	OHIO PROVIDER RESOURCE ASSOC	27,255.00	10/27/2016
613971	10/19/2016	W/R	OHIO SCHOOLS COUNCIL-GAS	14,845.00	10/25/2016
613972	10/19/2016	W/R	ORIENTAL TRADING COMPANY	548.69	10/27/2016
613973	10/19/2016	W/R	PEARSON EDUCATION, INC.	468.09	10/25/2016
613974	10/19/2016	W/R	CAFETERIA-PEPSI COLA ORDERS	1,206.91	10/27/2016
613975	10/19/2016	W/R	PITSCO	275.00	10/25/2016
613976	10/19/2016	W/R	POINT SPRING & DRIVESHAFT CO	867.78	10/27/2016
613977	10/19/2016	W/W	QUILL.COM	99.95	

Date: 11/09/2016

C H E C K R E G I S T E R
Processing Month: October 2016
MEDINA CITY SCHOOL DISTRICT

Page: 7
(CHKREG)

Check#	Check Date	Org Sta	Vendor Paid	Check Amount	Status Date
613978	10/19/2016	W/W	RACHEL VIDA	40.52	
613979	10/19/2016	W/R	RAFCOMM, INC.	225.00	10/27/2016
613980	10/19/2016	W/R	RAMSEYER FARMS, LTD.	1,547.00	10/31/2016
613981	10/19/2016	W/R	RAYMOND GEDDES CO., INC.	209.00	10/27/2016
613982	10/19/2016	W/R	REDTREE INVESTMENT GROUP	1,501.97	10/27/2016
613983	10/19/2016	W/R	REINHARDT SUPPLY COMPANY	6,469.83	10/25/2016
613984	10/19/2016	W/W	RJ VERNAK REFRIGERATION	363.00	
613985	10/19/2016	W/R	S3 TECHNOLOGIES	9,727.50	10/27/2016
613986	10/19/2016	W/R	SANSON COMPANY	1,192.55	10/27/2016
613987	10/19/2016	W/R	SARA DREIBELBIS	27.92	10/19/2016
613988	10/19/2016	W/R	SCHOOL SPECIALTY, INC	947.96	10/27/2016
613989	10/19/2016	W/R	SENDERO THERAPIES, INC.	23,653.00	10/19/2016
613990	10/19/2016	W/R	SHANNON CONLEY-KURJIAN	92.94	10/19/2016
613991	10/19/2016	W/R	SHASHA GIBBS	49.98	10/19/2016
613992	10/19/2016	W/R	SHERYL SCHRADER	53.77	10/19/2016
613993	10/19/2016	W/R	SHIFFLER EQUIPMENT SALES	273.08	10/25/2016
613994	10/19/2016	W/R	SMITH PETERS KALAIL CO., LPA	3,102.19	10/25/2016
613995	10/19/2016	W/R	SPORTSWORLD	735.00	10/27/2016
613996	10/19/2016	W/R	STAGE ACCENTS	2,150.70	10/31/2016
613997	10/19/2016	W/R	STANTON'S SHEET MUSIC	322.01	10/25/2016
613998	10/19/2016	W/R	STAPLES BUSINESS ADVANTAGE	115.20	10/27/2016
613999	10/19/2016	W/R	STEPHEN SIVARD	405.00	10/25/2016
614000	10/19/2016	W/R	STERLING PAPER CO.	1,048.48	10/25/2016
614001	10/19/2016	W/R	TALBERT'S COMMERCIAL PRODUCTS	134.38	10/25/2016
614002	10/19/2016	W/R	TEACHERS SYNERGY, LLC	55.89	10/27/2016
614003	10/19/2016	W/W	TIME FOR KIDS	44.60	
614004	10/19/2016	W/R	TODD HODKEY	388.05	10/19/2016
614005	10/19/2016	W/R	TREASURER, STATE OF OHIO	329.26	10/31/2016
614006	10/19/2016	W/R	TREASURER, STATE OF OHIO	836.11	10/27/2016
614007	10/19/2016	W/R	TYLER SKIDMORE	411.73	10/19/2016
614008	10/19/2016	W/R	USA CUSTOM APPAREL LLC	434.00	10/25/2016
614009	10/19/2016	W/R	VERIZON WIRELESS	380.77	10/31/2016
614010	10/19/2016	W/R	YOST EQUIPMENT SALES &	38.95	10/25/2016
614011	10/19/2016	W/R	ARMSTRONG CABLE	54.95	10/31/2016
614012	10/19/2016	W/R	FRONTIER	81.83	10/27/2016
614013	10/19/2016	B/B	JO MAURER	50.00	
614014	10/19/2016	B/B	THOMAS SWAN	50.00	
614015	10/28/2016	W/W	A SIGN ABOVE INC	430.00	
614016	10/28/2016	W/W	ACA TRACK	5,764.00	
614017	10/28/2016	W/W	ADLER TEAM SPORTS	1,947.05	
614018	10/28/2016	W/W	AIRGAS USA, LLC	253.60	
614019	10/28/2016	W/W	ALAN T ROLAND	105.00	
614020	10/28/2016	W/R	ALBERT FRANKHAUSER	97.60	10/28/2016
614021	10/28/2016	W/W	AMAZON.COM	5,073.93	
614022	10/28/2016	W/R	AMY MEDVE	35.00	10/28/2016
614023	10/28/2016	W/R	ANDREA KAUFMANN	15.58	10/28/2016
614024	10/28/2016	W/R	ANDREW KREJCI	21.79	10/28/2016
614025	10/28/2016	W/W	ANTHONY BELSITO	753.00	
614026	10/28/2016	W/W	APOLLO PEST CONTROL COMPANY	928.00	
614027	10/28/2016	W/W	APPLE COMPUTERS INC.	980.00	
614028	10/28/2016	W/W	APPLIED MAINTENANCE SUPPLIES	269.99	
614029	10/28/2016	W/W	APPLIED MSS	885.52	

Date: 11/09/2016

C H E C K R E G I S T E R
Processing Month: October 2016
MEDINA CITY SCHOOL DISTRICT

Page: 8
(CHKREG)

Check#	Check Date	Org Sta	Vendor Paid	Check Amount	Status Date
614030	10/28/2016	W/W	ARROW UNIFORM	1,437.28	
614031	10/28/2016	W/W	BAKER & TAYLOR COMPANY	389.36	
614032	10/28/2016	W/W	BALL CHEMICAL & EQUIPMENT CO.	237.87	
614033	10/28/2016	W/W	BARBERTON BROOKSIDE	84.00	
614034	10/28/2016	W/W	BATTERED WOMEN'S SHELTER	117.00	
614035	10/28/2016	W/W	BAUMSPAGE.COM, LLC	129.90	
614036	10/28/2016	W/W	BLICK ART MATERIALS LLC	872.43	
614037	10/28/2016	W/W	DAIRYMENS	5,364.46	
614038	10/28/2016	W/R	BRIAN STONITSCH	35.00	10/28/2016
614039	10/28/2016	W/W	BRICKER & ECKLER LLP	1,925.00	
614040	10/28/2016	W/W	BSN SPORTS	8,481.24	
614041	10/28/2016	W/W	BUEHLER'S MARKETS	412.22	
614042	10/28/2016	W/W	C MARTIN TRUCKING	1,262.02	
614043	10/28/2016	W/W	CAMEO	5,944.02	
614044	10/28/2016	W/W	CAPP USA, INC.	1,150.00	
614045	10/28/2016	W/W	CAROLINA BIOLOGICAL SUPPLY CO.	108.24	
614046	10/28/2016	W/W	ADVANCE AUTO PARTS (CARQUEST)	176.97	
614047	10/28/2016	W/W	DOMINIC'S PIZZA	223.92	
614048	10/28/2016	W/R	CHARLOTTE KOLKE	47.14	10/28/2016
614049	10/28/2016	W/W	CHRISTOPHER BRINK	105.00	
614050	10/28/2016	W/W	CINTAS CORPORATION	299.19	
614051	10/28/2016	W/W	CLEAR BAGS/CLEAR IMAGE, INC	44.97	
614052	10/28/2016	W/W	CLEVELAND PLUMBING SUPPLY CO.	1,132.03	
614053	10/28/2016	W/R	COLLEEN WEHRLEY	58.92	10/28/2016
614054	10/28/2016	W/W	COLUMBIA GAS OF OHIO, INC	29.78	
614055	10/28/2016	W/W	CRANDALL COMPANY, INC	534.16	
614056	10/28/2016	W/W	CROWN TROPHY OF MEDINA	5,379.75	
614057	10/28/2016	W/W	DAMON INDUSTRIES	866.74	
614058	10/28/2016	W/R	DARLENE SPARKS	242.68	10/28/2016
614059	10/28/2016	W/W	DISCOUNT SCHOOL SUPPLY	400.82	
614060	10/28/2016	W/W	DMO FOOD EQUIPMENT	520.66	
614061	10/28/2016	W/W	DOMINO'S PIZZA	442.00	
614062	10/28/2016	W/W	EASY GRAPHICS CORP	4,241.00	
614063	10/28/2016	W/W	EDUCATIONAL FURNITURE	13,370.27	
614064	10/28/2016	W/W	CUYAHOGA COUNTY SCHOOLS	180.00	
614065	10/28/2016	W/W	EDUCATIONAL SERVICE CENTER	37,660.00	
614066	10/28/2016	W/W	EAI EDUCATION	377.60	
614067	10/28/2016	W/W	ERICA ANDERSON	225.00	
614068	10/28/2016	W/W	ESC OF MEDINA COUNTY	85,854.72	
614069	10/28/2016	W/W	FOLLETT SCHOOL SOLUTIONS, INC.	98.94	
614070	10/28/2016	W/W	FOWLER ELECTRIC COMPANY	659.77	
614071	10/28/2016	W/W	FOX MEADOW COUNTRY CLUB	999.00	
614072	10/28/2016	W/W	GABLE ELEVATOR, INC.	395.00	
614073	10/28/2016	W/W	GARDINER SERVICE COMPANY	1,524.09	
614074	10/28/2016	W/W	GENERATOR SYSTEMS, LLC	255.00	
614075	10/28/2016	W/W	NAPA AUTOMOTIVE PARTS & SERVIC	99.89	
614076	10/28/2016	W/W	GLIDDEN PROFESSIONAL	116.46	
614077	10/28/2016	W/W	GOPHER SPORT	654.26	
614078	10/28/2016	W/W	GRAINGER SUPPLY CO	758.85	
614079	10/28/2016	W/W	GREAT DAY TOURS & CHARTER BUS	4,250.00	
614080	10/28/2016	W/W	GREAT LAKES BIOMEDICAL LTD	1,140.00	
614081	10/28/2016	W/W	GREATER MEDINA CHAMBER	36.00	

Date: 11/09/2016

C H E C K R E G I S T E R
Processing Month: October 2016
MEDINA CITY SCHOOL DISTRICT

Page: 9
(CHKREG)

Check#	Check Date	Org Sta	Vendor Paid	Check Amount	Status Date
614082	10/28/2016	W/W	GRIZZLY AUTO & TIRE	578.64	
614083	10/28/2016	W/W	PIZZA HUT	591.50	
614084	10/28/2016	W/W	HD SUPPLY FACILITIES	278.28	
614085	10/28/2016	W/W	HIGHLAND HIGH SCHOOL	352.00	
614086	10/28/2016	W/W	ICANDI GRAPHICS	100.00	
614087	10/28/2016	W/W	ICE CREAM SPECIALTIES	1,114.92	
614088	10/28/2016	W/W	ISPACE INC	200.00	
614089	10/28/2016	W/W	JAMES TIGHE	105.00	
614090	10/28/2016	W/R	JEFF HARRISON	118.80	10/28/2016
614091	10/28/2016	W/R	JEFFREY KOLO	117.72	10/28/2016
614092	10/28/2016	W/R	JENNIFER HOERGER	58.38	10/28/2016
614093	10/28/2016	W/R	JILL MILLER	15.55	10/28/2016
614094	10/28/2016	W/W	JOHN DAGUE	128.00	
614095	10/28/2016	W/R	JOHN TELLONI	116.64	10/28/2016
614096	10/28/2016	W/W	JOHNSTONE SUPPLY INC.	2,070.47	
614097	10/28/2016	W/W	JOSHEN PAPER & PACKAGING	1,095.85	
614098	10/28/2016	W/W	JOSHUA E WILSON	105.00	
614099	10/28/2016	W/R	JULIE MCCABE	118.80	10/28/2016
614100	10/28/2016	W/R	KIM HALLOCK	63.76	10/28/2016
614101	10/28/2016	W/R	LISA M. GANNON	19.00	10/28/2016
614102	10/28/2016	W/W	LODI LUMBER	22.20	
614103	10/28/2016	W/W	MACK'S, INC.	462.50	
614104	10/28/2016	W/W	MAGICAL THEATRE COMPANY	462.00	
614105	10/28/2016	W/W	MARCO'S PIZZA, INC	37.41	
614106	10/28/2016	W/W	MARS ELECTRIC CO.	375.30	
614107	10/28/2016	W/W	MASTER TEACHER	26.10	
614108	10/28/2016	W/W	MCGRAW-HILL SCHOOL EDU. LLC	1,229.91	
614109	10/28/2016	W/W	McKINLEY MUSEUM OF HISTORY	474.00	
614110	10/28/2016	W/W	MCMaster-CARR	56.25	
614111	10/28/2016	W/W	MCS FOOD SERVICE DEPT.	380.87	
614112	10/28/2016	W/W	MEDCO SUPPLY COMPANY	225.04	
614113	10/28/2016	W/W	MEDINA CITY SCHOOLS	17,025.47	
614114	10/28/2016	W/W	MEDINA COUNTY PORT AUTHORITY	853.00	
614115	10/28/2016	W/R	MEDINA CREATIVE ACCESSIBILITY	206.00	10/28/2016
614116	10/28/2016	W/W	MEDINA GLASS COMPANY	705.23	
614117	10/28/2016	W/W	MEDINA HOSPITAL LIFE	536.25	
614118	10/28/2016	W/W	MEDINA SIGNS	557.65	
614119	10/28/2016	W/W	MICHAEL LYON	105.00	
614120	10/28/2016	W/R	MICHELLE KOERPER	12.78	10/28/2016
614121	10/28/2016	W/W	MIDLAND HARDWARE CO.	107.29	
614122	10/28/2016	W/W	MICHAEL ENGLISH	105.00	
614123	10/28/2016	W/W	MILLER SEPTIC CLEANING & PORTA	357.50	
614124	10/28/2016	W/W	MNJ TECHNOLOGIES DIRECT INC.	3,656.00	
614125	10/28/2016	W/W	MYRA BOWYER	315.00	
614126	10/28/2016	W/W	NAEIR	74.50	
614127	10/28/2016	W/W	NASCO	513.59	
614128	10/28/2016	W/W	NATALIE SANTIVASCI	85.63	
614129	10/28/2016	W/W	USI EDUCATION & GOVT SALES	307.50	
614130	10/28/2016	W/W	NICHOLAS BRANDON MACLARREN	105.00	
614131	10/28/2016	W/W	NICKLES BAKERY	1,633.83	
614132	10/28/2016	W/W	O.P. AQUATICS	4,212.00	
614133	10/28/2016	W/V	OASSA	1,200.00	10/31/2016

Date: 11/09/2016

C H E C K R E G I S T E R
Processing Month: October 2016
MEDINA CITY SCHOOL DISTRICT

Page: 10
(CHKREG)

Check#	Check Date	Org Sta	Vendor Paid	Check Amount	Status Date
614134	10/28/2016	W/W	OHIO CLASSICAL CONFERENCE	230.00	
614135	10/28/2016	W/W	OHIO DEPT OF JOB &	268.26	
614136	10/28/2016	W/W	OHIO EDISON COMPANY	337.10	
614137	10/28/2016	W/W	ORIENTAL TRADING COMPANY	229.72	
614138	10/28/2016	W/W	OSBORNE MEDINA, INC.	1,263.66	
614139	10/28/2016	W/W	OSCA	100.00	
614140	10/28/2016	W/W	P & A ADMINISTRATIVE SERVICES	710.40	
614141	10/28/2016	W/W	CAFETERIA-PEPSI COLA ORDERS	2,558.31	
614142	10/28/2016	W/W	PINE HILLS GOLF COURSE	122.00	
614143	10/28/2016	W/W	PIONEER MANUFACTURING CO	530.00	
614144	10/28/2016	W/W	POINT SPRING & DRIVESHAFT CO	469.15	
614145	10/28/2016	W/W	PORTA PHONE COMPANY	804.90	
614146	10/28/2016	W/W	QUILL.COM	134.06	
614147	10/28/2016	W/W	RAFCOMM, INC.	104.83	
614148	10/28/2016	W/W	RAMSEYER FARMS, LTD.	496.00	
614149	10/28/2016	W/W	REALLY GOOD STUFF	84.85	
614150	10/28/2016	W/W	REINHARDT SUPPLY COMPANY	2,362.50	
614151	10/28/2016	W/W	REMINDERBAND	297.56	
614152	10/28/2016	W/W	RENAISSANCE LEARNING, INC.	10,209.50	
614153	10/28/2016	W/W	RENTEQUIP, INC.	227.90	
614154	10/28/2016	W/W	RJ VERNAK REFRIGERATION	278.50	
614155	10/28/2016	W/W	ROCHELLE DUNN	100.00	
614156	10/28/2016	W/W	ROWLEYS WHOLESale	1,768.56	
614157	10/28/2016	W/W	S3 TECHNOLOGIES	1,395.00	
614158	10/28/2016	W/W	SANSON COMPANY	2,961.95	
614159	10/28/2016	W/W	SARGENT-WELCH LLC	21.94	
614160	10/28/2016	W/W	SC STRATEGIC SOLUTIONS LLC	150.00	
614161	10/28/2016	W/W	SCHOLASTIC BOOK FAIRS	5,198.74	
614162	10/28/2016	W/W	SCHOLASTIC/SUPER SCIENCE MAG	142.73	
614163	10/28/2016	W/W	SCHOOL HEALTH CORPORATION	82.40	
614164	10/28/2016	W/W	SCHOOL SPECIALTY, INC	865.64	
614165	10/28/2016	W/W	SCOTT SCRIVEN LLP	4,953.38	
614166	10/28/2016	W/R	SHAYNA SAMOSKY	113.40	10/28/2016
614167	10/28/2016	W/W	SHERWIN WILLIAMS COMPANY	189.66	
614168	10/28/2016	W/R	SHERYL SCHRADER	29.52	10/28/2016
614169	10/28/2016	W/W	SHIFFLER EQUIPMENT SALES	63.84	
614170	10/28/2016	W/R	SIMON SPELLING	494.45	10/28/2016
614171	10/28/2016	W/W	SMITH BROTHERS INC.	43.50	
614172	10/28/2016	W/W	SPORTSWORLD	5,056.25	
614173	10/28/2016	W/W	STAPLES BUSINESS ADVANTAGE	29.49	
614174	10/28/2016	W/W	STRONGSVILLE CITY SCHOOLS	23.84	
614175	10/28/2016	W/W	SUBURBAN SCHOOL	68,556.00	
614176	10/28/2016	W/W	SUPERIOR-SPEEDIE PORTABLE	148.00	
614177	10/28/2016	W/W	TALBERT'S COMMERCIAL PRODUCTS	407.53	
614178	10/28/2016	W/W	TEACHERS SYNERGY, LLC	38.98	
614179	10/28/2016	W/R	TECHNOLOGY ENGINEERING	150.00	10/28/2016
614180	10/28/2016	W/W	THYSSEN KRUPP ELEVATOR CORP	1,519.32	
614181	10/28/2016	W/W	TIMING FIRST LLC	3,351.36	
614182	10/28/2016	W/W	TOWN & COUNTRY CO-OP INC.	15,274.83	
614183	10/28/2016	W/W	OHIO DEPARTMENT OF COMMERCE	494.50	
614184	10/28/2016	W/W	TREASURER, STATE OF OHIO	6,149.24	
614185	10/28/2016	W/W	TREE MAINTENANCE SERVICE INC	650.00	

Date: 11/09/2016

C H E C K R E G I S T E R
Processing Month: October 2016
MEDINA CITY SCHOOL DISTRICT

Page: 11
(CHKREG)

Check#	Check Date	Org Sta	Vendor Paid	Check Amount	Status Date
614186	10/28/2016	W/R	TRICIA SHUCK	29.05	10/28/2016
614187	10/28/2016	W/W	TURKEYFOOT GOLF CLUB	100.00	
614188	10/28/2016	W/W	U S BANK NATIONAL ASSOC (SFX)	990.00	
614189	10/28/2016	W/W	US GAMES	19.98	
614190	10/28/2016	W/W	USA CUSTOM APPAREL LLC	100.00	
614191	10/28/2016	W/W	VERIZON BUSINESS	975.97	
614192	10/28/2016	W/W	VINEZ CONSTRUCTION GROUP LLC	6,277.50	
614193	10/28/2016	W/W	W.B. MASON CO., INC.	14,938.91	
614194	10/28/2016	W/W	WOLFF BROS. SUPPLY, INC.	5,860.10	
614195	10/28/2016	W/W	YOST EQUIPMENT SALES &	290.56	
614196	10/31/2016	W/W	BARBARA HUNTER	120.00	
614197	10/31/2016	W/W	DAVID K RICHARDS	120.00	
614198	10/31/2016	W/W	DONALD J WILLIAMS	120.00	
614199	10/31/2016	W/W	DOUGLAS A GILBERT	120.00	
614200	10/31/2016	W/W	JAMES DEMO	120.00	
614201	10/31/2016	W/W	JIM SELLERS	80.00	
614202	10/31/2016	W/W	JOHN A CUSHER	80.00	
614203	10/31/2016	W/W	LUCAS GILBERT	80.00	
614204	10/31/2016	W/W	MARTHA TAYLOR	80.00	
614205	10/31/2016	W/W	PHILIP HORVATH	120.00	
614206	10/31/2016	W/W	RALPH DURBIN	40.00	
614207	10/31/2016	W/W	ROBERT NEIDERT	80.00	
614208	10/31/2016	W/W	ROBERT T SMALLING	120.00	
614209	10/31/2016	W/W	TOM EATON	120.00	
614210	10/31/2016	W/W	WILLIAM GOEBEL	80.00	
614211	10/31/2016	B/B	VINCENT GATESMAN	600.00	
614212	10/31/2016	B/B	DOROTHY WEST	391.50	
614213	10/31/2016	B/B	LORI SCHEFFT	300.00	
614214	10/31/2016	B/B	LORI SCHEFFT	600.00	
614215	10/31/2016	B/B	CHERRY VUE	70.00	
614216	10/31/2016	B/B	JAMIE HANDY	70.00	
614217	10/31/2016	B/B	JILL MANLEY	33.00	
614218	10/31/2016	B/B	KAREN CUCCARO	35.00	
614219	10/31/2016	B/B	LORI SCHEFFT	126.50	
614220	10/31/2016	B/B	MARJORIE TORRES	50.00	
614221	10/31/2016	B/B	MICHELLE ALEJANDRO	50.00	
614222	10/31/2016	B/B	PETER METZLOFF	41.50	
614223	10/31/2016	B/B	PETER METZLOFF	135.00	
614224	10/31/2016	B/B	ROBIN HEFFINGER	50.00	
614225	10/31/2016	B/B	ROBIN HEFFINGER	35.00	
614226	10/31/2016	B/B	RUPINDER KAUR	50.00	
614227	10/31/2016	B/B	THOMAS STEINKER	35.00	
614228	10/31/2016	B/B	REBECCALYN HOLTZCLAW	150.00	
942333	10/07/2016	C/C	MEMO -MEDINA CITY SCHOOLS	1,748,558.91	
942334	10/21/2016	C/C	MEMO -MEDINA CITY SCHOOLS	1,765,806.32	
942335	10/20/2016	C/C	MEMO -MEDINA CITY SCHOOLS	4,087.72	

Total Checks Issued \$ 7,994,353.01

Date: 11/09/16
Time: 3:47 pm

MEDINA CITY SCHOOL DISTRICT
Appropriation Account Summary
SORTED BY FUND-SCC

Page: 1
(APPSUM)

FYTD Appropriated	Prior FY Carryover Encumbrances	FYTD Expendable	FYTD Actual Expenditures	MTD Actual Expenditures	Current Encumbrances	FYTD Unencumbered Balance	FYTD Percent Exp/Enc
*****TOTAL FOR FUND-SCC 001 0000 (GENERAL FUND):							
70,257,584.72	1,245,163.02	71,502,747.74	24,688,057.31	5,758,748.93	1,933,416.37	44,881,274.06	37.23
=====							
*****TOTAL FOR FUND-SCC 002 0000 (BOND RETIREMENT):							
1,420,075.00	0.00	1,420,075.00	9,363.63	521.69	0.00	1,410,711.37	0.66
=====							
*****TOTAL FOR FUND-SCC 002 9000 (BOND RETIREMENT - NEW ELEM/SR HIGH):							
4,303,111.50	0.00	4,303,111.50	27,310.79	1,521.63	4,223,111.50	52,689.21	98.78
=====							
*****TOTAL FOR FUND-SCC 002 9012 (LOCAL SALES TAX RETIREMENT OF COPS):							
1,741,837.50	0.00	1,741,837.50	0.00	0.00	1,395,075.00	346,762.50	80.09
=====							
*****TOTAL FOR FUND-SCC 002 9014 (CONSOLIDATION - ENERGY & TRANSP NOTES):							
340,893.75	0.00	340,893.75	314,906.21	314,906.21	25,987.50	0.04	100.00
=====							
*****TOTAL FOR FUND-SCC 003 9001 (MEDINA CITY REC CENTER-PERMANENT IMPROV.):							
138,000.00	12,300.00	150,300.00	10,581.06	4,212.00	7,300.00	132,418.94	11.90
=====							
*****TOTAL FOR FUND-SCC 006 0000 (LUNCHROOM FUND):							
2,343,123.89	40,115.07	2,383,238.96	709,581.76	200,605.19	235,245.70	1,438,411.50	39.64
=====							
*****TOTAL FOR FUND-SCC 009 9000 (STAR):							
23,909.00	0.00	23,909.00	0.00	0.00	0.00	23,909.00	0.00
=====							
*****TOTAL FOR FUND-SCC 009 9110 (UNIFORM SUPPLIES GARFIELD):							
9,688.50	369.74	10,058.24	1,070.17	262.26	3,202.85	5,785.22	42.48
=====							
*****TOTAL FOR FUND-SCC 009 9120 (UNIFORM SUPPLIES - CANAVAN):							
12,365.00	2,786.30	15,151.30	10,534.04	201.42	2,000.00	2,617.26	82.73
=====							

Date: 11/09/16
Time: 3:47 pm

MEDINA CITY SCHOOL DISTRICT
Appropriation Account Summary
SORTED BY FUND-SCC

Page: 2
(APPSUM)

FYTD Appropriated	Prior FY Carryover Encumbrances	FYTD Expendable	FYTD Actual Expenditures	MTD Actual Expenditures	Current Encumbrances	FYTD Unencumbered Balance	FYTD Percent Exp/Enc
*****TOTAL FOR FUND-SCC 009 9130 (UNIFORM SUPPLIES - FENN):							
16,167.56	0.00	16,167.56	12,104.95	1,391.56	3,256.92	805.69	95.02
=====							
*****TOTAL FOR FUND-SCC 009 9140 (UNIFORM SUPPLIES - HERITAGE):							
11,305.00	0.00	11,305.00	11,136.80	1,079.94	2,080.51	1,912.31-	116.92
=====							
*****TOTAL FOR FUND-SCC 009 9160 (UNIFORM SUPPLIES - BLAKE):							
14,818.50	0.00	14,818.50	12,529.82	699.36-	901.06	1,387.62	90.64
=====							
*****TOTAL FOR FUND-SCC 009 9170 (UNIFORM SUPPLIES - RALPH WAITE ELEMENTARY):							
16,004.00	0.00	16,004.00	12,670.27	250.82	750.00	2,583.73	83.86
=====							
*****TOTAL FOR FUND-SCC 009 9180 (UNIFORM SUPPLIES - ELIZA NORTHROP ELEMENTARY):							
14,149.50	0.00	14,149.50	12,305.23	351.47	894.73	949.54	93.29
=====							
*****TOTAL FOR FUND-SCC 009 9200 (UNIFORM SUPPLIES - CLAGGETT MIDDLE SCHOOL):							
56,885.00	400.00	57,285.00	22,652.58	3,941.98	11,965.77	22,666.65	60.43
=====							
*****TOTAL FOR FUND-SCC 009 9210 (UNIFORM SUPPLIES - A.I. ROOT MIDDLE SCHOOL):							
41,542.00	173.06	41,715.06	22,166.62	988.96	11,220.57	8,327.87	80.04
=====							
*****TOTAL FOR FUND-SCC 009 9300 (UNIFORM SUPPLIES - SENIOR HIGH SCHOOL):							
165,854.00	9,668.95	175,522.95	37,916.81	7,128.34	91,124.81	46,481.33	73.52
=====							
*****TOTAL FOR FUND-SCC 014 9016 (MEDINA CNTY JUV DET CNTR):							
281,341.00	0.00	281,341.00	96,577.81	21,684.33	0.00	184,763.19	34.33
=====							
*****TOTAL FOR FUND-SCC 014 9115 (EVOLVE FY 15):							
32,187.00	17.55	32,204.55	8.32	0.00	0.00	32,196.23	0.03
=====							

Date: 11/09/16
Time: 3:47 pm

MEDINA CITY SCHOOL DISTRICT
Appropriation Account Summary
SORTED BY FUND-SCC

Page: 3
(APPSUM)

FYTD Appropriated	Prior FY Carryover Encumbrances	FYTD Expendable	FYTD Actual Expenditures	MTD Actual Expenditures	Current Encumbrances	FYTD Unencumbered Balance	FYTD Percent Exp/Enc
*****TOTAL FOR FUND-SCC 014 9116 (EVOLVE FY 16):							
637,754.74	27,869.88	665,624.62	166,822.73	38,025.01	35,145.14	463,656.75	30.34
=====							
*****TOTAL FOR FUND-SCC 016 0000 (EMERGENCY LEVY):							
3,648,076.12	0.00	3,648,076.12	1,194,439.82	287,222.71	10,616.80	2,443,019.50	33.03
=====							
*****TOTAL FOR FUND-SCC 018 9110 (PRINCIPAL'S FUND - GARFIELD):							
15,000.00	52.45	15,052.45	1,143.11	221.34	1,364.91	12,544.43	16.66
=====							
*****TOTAL FOR FUND-SCC 018 9111 (GARFIELD SCHOOL STORE):							
250.00	0.00	250.00	50.00	0.00	0.00	200.00	20.00
=====							
*****TOTAL FOR FUND-SCC 018 9113 (GARFIELD MEDIA CENTER):							
3,500.00	11.23	3,511.23	11.23	0.00	0.00	3,500.00	0.32
=====							
*****TOTAL FOR FUND-SCC 018 9120 (PRINCIPAL - CANAVAN):							
30,999.00	0.00	30,999.00	3,147.88	830.49	7,862.79	19,988.33	35.52
=====							
*****TOTAL FOR FUND-SCC 018 9122 (CANAVAN SCHOOL STORE):							
586.69	0.00	586.69	0.00	0.00	0.00	586.69	0.00
=====							
*****TOTAL FOR FUND-SCC 018 9123 (BOOK FAIR - CANAVAN):							
10,000.00	219.08	10,219.08	410.65	0.00	8,015.79	1,792.64	82.46
=====							
*****TOTAL FOR FUND-SCC 018 9130 (PRINCIPAL - FENN):							
28,050.00	20,729.79	48,779.79	11,338.34	7,423.95	17,228.17	20,213.28	58.56
=====							
*****TOTAL FOR FUND-SCC 018 9132 (FENN SCHOOL STORE):							
1,000.00	0.00	1,000.00	396.23	209.00	350.17	253.60	74.64
=====							

Date: 11/09/16
Time: 3:47 pm

MEDINA CITY SCHOOL DISTRICT
Appropriation Account Summary
SORTED BY FUND-SCC

Page: 4
(APPSUM)

FYTD Appropriated	Prior FY Carryover Encumbrances	FYTD Expendable	FYTD Actual Expenditures	MTD Actual Expenditures	Current Encumbrances	FYTD Unencumbered Balance	FYTD Percent Exp/Enc
*****TOTAL FOR FUND-SCC 018 9133 (BOOK FAIR - FENN):							
0.00	7,964.74	7,964.74	7,964.74	7,964.74	0.00	0.00	100.00
=====							
*****TOTAL FOR FUND-SCC 018 9135 (MEDINA SKI TEAM - DISTRICTWIDE):							
6,000.00	0.00	6,000.00	0.00	0.00	0.00	6,000.00	0.00
=====							
*****TOTAL FOR FUND-SCC 018 9140 (PRINCIPAL'S FUND - HERITAGE):							
8,900.00	2,303.47	11,203.47	3,686.84	555.69	1,314.99	6,201.64	44.65
=====							
*****TOTAL FOR FUND-SCC 018 9143 (HERITAGE MEDIA CENTER):							
6,200.00	132.94	6,332.94	5,326.16	5,326.16	0.00	1,006.78	84.10
=====							
*****TOTAL FOR FUND-SCC 018 9160 (PRINCIPAL'S FUND - H G BLAKE):							
20,900.00	182.15	21,082.15	2,467.15	1,091.63	6,357.40	12,257.60	41.86
=====							
*****TOTAL FOR FUND-SCC 018 9163 (BLAKE MEDIA CENTER):							
5,000.00	194.65	5,194.65	1,173.20	389.36	0.00	4,021.45	22.58
=====							
*****TOTAL FOR FUND-SCC 018 9170 (PRINCIPALS FUND - RALPH WAITE ELEMENTARY):							
27,800.00	0.00	27,800.00	3,165.26	2,780.34	2,963.17	21,671.57	22.04
=====							
*****TOTAL FOR FUND-SCC 018 9173 (MEDIA CENTER RALPH WAITE ELEMENTARY):							
9,000.00	0.00	9,000.00	0.00	0.00	10,000.00	1,000.00-	111.11
=====							
*****TOTAL FOR FUND-SCC 018 9180 (PRINCIPALS FUND ELIZA NORTHROP ELEMENTARY):							
12,000.00	0.00	12,000.00	3,030.51	204.07	2,030.26	6,939.23	42.17
=====							
*****TOTAL FOR FUND-SCC 018 9181 (NORTHROP ELEMENTARY SCHOOL STORE):							
200.00	0.00	200.00	0.00	0.00	0.00	200.00	0.00
=====							

Date: 11/09/16
Time: 3:47 pm

MEDINA CITY SCHOOL DISTRICT
Appropriation Account Summary
SORTED BY FUND-SCC

Page: 5
(APPSUM)

FYTD Appropriated	Prior FY Carryover Encumbrances	FYTD Expendable	FYTD Actual Expenditures	MTD Actual Expenditures	Current Encumbrances	FYTD Unencumbered Balance	FYTD Percent Exp/Enc
*****TOTAL FOR FUND-SCC 018 9183 (MEDIA CENTER ELIZA NORTHROP ELEMENTARY):							
5,500.00	0.00	5,500.00	0.00	0.00	5,300.00	200.00	96.36
=====							
*****TOTAL FOR FUND-SCC 018 9200 (PRINCIPAL'S FUND - CLAGGETT M.S.):							
31,550.00	3,317.55	34,867.55	6,403.58	1,425.44	2,270.46	26,193.51	24.88
=====							
*****TOTAL FOR FUND-SCC 018 9203 (CLAGGETT M.S. MEDIA CENTER):							
7,300.00	76.62	7,376.62	106.41	0.00	0.00	7,270.21	1.44
=====							
*****TOTAL FOR FUND-SCC 018 9210 (PRINCIPAL'S FUND - ROOT M.S.):							
28,000.00	731.59	28,731.59	1,857.49	674.00	10,105.01	16,769.09	41.64
=====							
*****TOTAL FOR FUND-SCC 018 9211 (ROOT M.S. MEDIA CENTER):							
4,050.00	320.41	4,370.41	331.90	0.00	10.00	4,028.51	7.82
=====							
*****TOTAL FOR FUND-SCC 018 9213 (SPECIAL FUNDRAISER - ROOT M.S.):							
32,000.00	0.00	32,000.00	0.00	0.00	0.00	32,000.00	0.00
=====							
*****TOTAL FOR FUND-SCC 018 9300 (PRINCIPAL'S FUND - SENIOR HIGH):							
47,500.00	42,365.78	89,865.78	42,404.73	1,343.62	41,946.50	5,514.55	93.86
=====							
*****TOTAL FOR FUND-SCC 018 9301 (MEDIA CENTER FUND):							
1,370.00	0.00	1,370.00	50.00	0.00	0.00	1,320.00	3.65
=====							
*****TOTAL FOR FUND-SCC 018 9302 (SPECIAL FUNDRAISER - SENIOR HIGH):							
37,000.00	0.00	37,000.00	0.00	0.00	0.00	37,000.00	0.00
=====							
*****TOTAL FOR FUND-SCC 018 9303 (PERFORMING ARTS):							
54,300.00	7,655.00	61,955.00	13,736.99	863.50	45,418.15	2,799.86	95.48
=====							

Date: 11/09/16
Time: 3:47 pm

MEDINA CITY SCHOOL DISTRICT
Appropriation Account Summary
SORTED BY FUND-SCC

Page: 6
(APPSUM)

FYTD Appropriated	Prior FY Carryover Encumbrances	FYTD Expendable	FYTD Actual Expenditures	MTD Actual Expenditures	Current Encumbrances	FYTD Unencumbered Balance	FYTD Percent Exp/Enc
*****TOTAL FOR FUND-SCC 018 9304 (BATTLING BEES BOOKSTORE):							
18,150.00	0.00	18,150.00	3,032.63	1,178.27	13,216.11	1,901.26	89.52
=====							
*****TOTAL FOR FUND-SCC 018 9305 (FLEXIBLE CREDIT FUND):							
250.00	0.00	250.00	240.11	0.00	0.00	9.89	96.04
=====							
*****TOTAL FOR FUND-SCC 018 9901 (PUBLIC SCHOOL SUPPORT - INSTRUCTION DEPT.):							
8,200.00	1,145.29	9,345.29	1,896.47	1,153.10	2,076.90	5,371.92	42.52
=====							
*****TOTAL FOR FUND-SCC 018 9905 (PUBLIC SCHOOL SUPPORT/STUDENT SERVICES):							
0.00	4.45	4.45	1,245.33	712.30	0.00	1,240.88-	0.00
=====							
*****TOTAL FOR FUND-SCC 018 9906 (COMMUNICATIONS - PUBLIC SCHOOL SUPPORT):							
2,300.00	0.00	2,300.00	2,029.50	2,029.50	199.00	71.50	96.89
=====							
*****TOTAL FOR FUND-SCC 019 9000 (ADAMH GRANT):							
6,000.00	0.00	6,000.00	1,140.00	1,140.00	4,860.00	0.00	100.00
=====							
*****TOTAL FOR FUND-SCC 019 9017 (MCDAC GRANT FY17):							
82,368.00	0.00	82,368.00	32,111.43	15,617.64	0.00	50,256.57	38.99
=====							
*****TOTAL FOR FUND-SCC 019 9715 (FUEL UP - BLAKE):							
519.07	19.07	538.14	0.00	0.00	0.00	538.14	0.00
=====							
*****TOTAL FOR FUND-SCC 020 9001 (TRANSPORTATION ENTERPRISE):							
35,000.00	209.18	35,209.18	273.98	0.00	726.02	34,209.18	2.84
=====							
*****TOTAL FOR FUND-SCC 022 9000 (Unclaimed funds):							
10,000.00	0.00	10,000.00	2,000.00	0.00	8,000.00	0.00	100.00
=====							

Date: 11/09/16
Time: 3:47 pm

MEDINA CITY SCHOOL DISTRICT
Appropriation Account Summary
SORTED BY FUND-SCC

Page: 7
(APPSUM)

FYTD Appropriated	Prior FY Carryover Encumbrances	FYTD Expendable	FYTD Actual Expenditures	MTD Actual Expenditures	Current Encumbrances	FYTD Unencumbered Balance	FYTD Percent Exp/Enc
*****TOTAL FOR FUND-SCC 024 9001 (MEDICAL AND DRUG/SELF INSURANCE FUNDS):							
7,345,213.00	5,959.84	7,351,172.84	2,295,673.55	508,284.31	3,413,117.19	1,642,382.10	77.66
=====							
*****TOTAL FOR FUND-SCC 024 9002 (DENTAL SELF INSURANCE FUNDS):							
650,000.00	0.00	650,000.00	216,907.73	54,418.84	0.00	433,092.27	33.37
=====							
*****TOTAL FOR FUND-SCC 024 9094 (FLEX PRO):							
8,500.00	0.00	8,500.00	15,911.67	12,862.47	157,731.37	165,143.04-	0.00
=====							
*****TOTAL FOR FUND-SCC 027 0000 (WORKMANS COMP.-SELF INS):							
190,000.00	0.00	190,000.00	15,382.05	10,608.90	86,500.00	88,117.95	53.62
=====							
*****TOTAL FOR FUND-SCC 071 9013 (LOCAL SALES TAX PERMANENT IMPROVEMENTS):							
2,837,587.50	28,511.34	2,866,098.84	838,743.30	35,369.74	156,412.26	1,870,943.28	34.72
=====							
*****TOTAL FOR FUND-SCC 200 9110 (GARFIELD STUDENT COUNCIL/K-KIDS CLUB):							
1,200.00	0.00	1,200.00	37.12	37.12	125.00	1,037.88	13.51
=====							
*****TOTAL FOR FUND-SCC 200 9121 (ELLA CANAVAN STUDENT COUNCIL):							
408.00	385.78	793.78	30.87	0.00	350.00	412.91	47.98
=====							
*****TOTAL FOR FUND-SCC 200 9185 (K-KIDS KIWANIS ACTIVITY CLUB-NORTHROP):							
1,000.00	0.00	1,000.00	18.66	18.66	981.34	0.00	100.00
=====							
*****TOTAL FOR FUND-SCC 200 9202 (CLAGGETT MIDDLE SCH. STUDENT COUNCIL):							
5,000.00	236.94	5,236.94	921.73	802.41	2,063.27	2,251.94	57.00
=====							
*****TOTAL FOR FUND-SCC 200 9205 (CLAGGETT MIDDLE SCH. BUILDERS CLUB):							
800.00	0.00	800.00	0.00	0.00	0.00	800.00	0.00
=====							

Date: 11/09/16
Time: 3:47 pm

MEDINA CITY SCHOOL DISTRICT
Appropriation Account Summary
SORTED BY FUND-SCC

Page: 8
(APPSUM)

FYTD Appropriated	Prior FY Carryover Encumbrances	FYTD Expendable	FYTD Actual Expenditures	MTD Actual Expenditures	Current Encumbrances	FYTD Unencumbered Balance	FYTD Percent Exp/Enc
*****TOTAL FOR FUND-SCC 200 9209 (CLAGGETT MIDDLE SCHOOL DRAMA CLUB):							
5,000.00	0.00	5,000.00	0.00	0.00	5,000.00	0.00	100.00
=====							
*****TOTAL FOR FUND-SCC 200 9256 (DRAMA CLUB - ROOT M.S.):							
3,790.00	77.17	3,867.17	9.88	0.00	3,780.12	77.17	98.00
=====							
*****TOTAL FOR FUND-SCC 200 9258 (STUDENT COUNCIL - ROOT M.S.):							
990.00	182.96	1,172.96	50.00	50.00	250.00	872.96	25.58
=====							
*****TOTAL FOR FUND-SCC 200 9301 (YOUNG AMERICANS FOR FREEDOM):							
1,000.00	0.00	1,000.00	0.00	0.00	50.00	950.00	5.00
=====							
*****TOTAL FOR FUND-SCC 200 9302 (ART CLUB):							
130.00	0.00	130.00	0.00	0.00	130.00	0.00	100.00
=====							
*****TOTAL FOR FUND-SCC 200 9305 (CHEMCLUB):							
300.00	0.00	300.00	0.00	0.00	290.00	10.00	96.67
=====							
*****TOTAL FOR FUND-SCC 200 9307 (CHOIR):							
30,000.00	7,451.10	37,451.10	6,241.30	2,562.43	27,437.57	3,772.23	89.93
=====							
*****TOTAL FOR FUND-SCC 200 9312 (DRAMA CLUB):							
36,500.00	0.00	36,500.00	41.70	0.00	36,000.00	458.30	98.74
=====							
*****TOTAL FOR FUND-SCC 200 9318 (GIRLS LEADERSHIP CLUB):							
1,200.00	0.00	1,200.00	386.75	131.75	813.25	0.00	100.00
=====							
*****TOTAL FOR FUND-SCC 200 9321 (KEY CLUB):							
10,000.00	0.00	10,000.00	47.99	0.00	9,850.00	102.01	98.98
=====							

Date: 11/09/16
Time: 3:47 pm

MEDINA CITY SCHOOL DISTRICT
Appropriation Account Summary
SORTED BY FUND-SCC

Page: 9
(APPSUM)

FYTD Appropriated	Prior FY Carryover Encumbrances	FYTD Expendable	FYTD Actual Expenditures	MTD Actual Expenditures	Current Encumbrances	FYTD Unencumbered Balance	FYTD Percent Exp/Enc
*****TOTAL FOR FUND-SCC 200 9323 (MEDINAMITE):							
900.00	0.00	900.00	0.00	0.00	670.00	230.00	74.44
=====							
*****TOTAL FOR FUND-SCC 200 9324 (MEDINIAN):							
15,000.00	0.00	15,000.00	6,342.02	6,342.02	8,657.98	0.00	100.00
=====							
*****TOTAL FOR FUND-SCC 200 9325 (MUSIC - BAND):							
20,000.00	678.22	20,678.22	3,399.99	0.00	18,000.00	721.77	103.49
=====							
*****TOTAL FOR FUND-SCC 200 9326 (NATIONAL HONOR SOCIETY):							
2,850.00	0.00	2,850.00	0.00	0.00	2,850.00	0.00	100.00
=====							
*****TOTAL FOR FUND-SCC 200 9327 (ORCHESTRA):							
3,219.47	0.00	3,219.47	1,219.47	0.00	2,000.00	0.00	100.00
=====							
*****TOTAL FOR FUND-SCC 200 9332 (SPANISH CLUB):							
4,800.00	0.00	4,800.00	0.00	0.00	0.00	4,800.00	0.00
=====							
*****TOTAL FOR FUND-SCC 200 9333 (STUDENT COUNCIL):							
21,000.00	0.00	21,000.00	10,270.41	7,990.86	10,729.59	0.00	100.00
=====							
*****TOTAL FOR FUND-SCC 200 9335 (LATIN CLUB):							
1,600.00	0.00	1,600.00	179.61	129.80	1,420.39	0.00	100.00
=====							
*****TOTAL FOR FUND-SCC 200 9337 (AMERICAN SIGN LANGUAGE CLUB):							
74.31	0.00	74.31	0.00	0.00	74.31	0.00	100.00
=====							
*****TOTAL FOR FUND-SCC 200 9339 (SPEECH/DEBATE CLUB):							
33,500.00	41.50	33,541.50	6,648.00	4,300.00	5,352.00	21,541.50	35.78
=====							

Date: 11/09/16
Time: 3:47 pm

MEDINA CITY SCHOOL DISTRICT
Appropriation Account Summary
SORTED BY FUND-SCC

Page: 10
(APPSUM)

FYTD Appropriated	Prior FY Carryover Encumbrances	FYTD Expendable	FYTD Actual Expenditures	MTD Actual Expenditures	Current Encumbrances	FYTD Unencumbered Balance	FYTD Percent Exp/Enc
*****TOTAL FOR FUND-SCC 200 9340 (S. A. D. D.):							
550.00	0.00	550.00	0.00	0.00	550.00	0.00	100.00
=====							
*****TOTAL FOR FUND-SCC 200 9346 (PENGUIN BOWL/NOSB):							
650.00	0.00	650.00	0.00	0.00	650.00	0.00	100.00
=====							
*****TOTAL FOR FUND-SCC 200 9350 (TECHNOLOGY CLUB):							
1,200.00	0.00	1,200.00	475.00	475.00	0.00	725.00	39.58
=====							
*****TOTAL FOR FUND-SCC 200 9352 (VIDEO CLUB - SR HI):							
7,000.00	0.00	7,000.00	1,063.41	0.00	5,936.59	0.00	100.00
=====							
*****TOTAL FOR FUND-SCC 200 9353 (CHINESE CLUB):							
250.00	0.00	250.00	49.98	49.98	200.02	0.00	100.00
=====							
*****TOTAL FOR FUND-SCC 200 9355 (GAY STRAIGHT ALLIANCE):							
500.00	0.00	500.00	273.00	273.00	227.00	0.00	100.00
=====							
*****TOTAL FOR FUND-SCC 200 9380 (V O F T):							
39,000.00	0.00	39,000.00	434.42	0.00	37,000.00	1,565.58	95.99
=====							
*****TOTAL FOR FUND-SCC 200 9412 (CLASS OF 2012):							
2,660.00	0.00	2,660.00	0.00	0.00	0.00	2,660.00	0.00
=====							
*****TOTAL FOR FUND-SCC 200 9413 (CLASS OF 2013):							
715.00	0.00	715.00	0.00	0.00	0.00	715.00	0.00
=====							
*****TOTAL FOR FUND-SCC 200 9414 (CLASS OF 2014):							
360.00	0.00	360.00	0.00	0.00	0.00	360.00	0.00
=====							

Date: 11/09/16
Time: 3:47 pm

MEDINA CITY SCHOOL DISTRICT
Appropriation Account Summary
SORTED BY FUND-SCC

Page: 11
(APPSUM)

FYTD Appropriated	Prior FY Carryover Encumbrances	FYTD Expendable	FYTD Actual Expenditures	MTD Actual Expenditures	Current Encumbrances	FYTD Unencumbered Balance	FYTD Percent Exp/Enc
*****TOTAL FOR FUND-SCC 200 9415 (CLASS OF 2015):							
960.00	0.00	960.00	0.00	0.00	0.00	960.00	0.00
=====							
*****TOTAL FOR FUND-SCC 200 9416 (CLASS OF 2016):							
2,500.00	0.00	2,500.00	147.58	0.00	0.00	2,352.42	5.90
=====							
*****TOTAL FOR FUND-SCC 200 9417 (CLASS OF 2017):							
4,500.00	530.80	5,030.80	1,737.30	473.79	2,925.68	367.82	92.69
=====							
*****TOTAL FOR FUND-SCC 200 9418 (CLASS OF 2018):							
16,350.00	0.00	16,350.00	131.44	131.44	3,968.56	12,250.00	25.08
=====							
*****TOTAL FOR FUND-SCC 200 9419 (CLASS OF 2019):							
50.00	0.00	50.00	0.00	0.00	50.00	0.00	100.00
=====							
*****TOTAL FOR FUND-SCC 200 9420 (CLASS OF 2020):							
50.00	0.00	50.00	0.00	0.00	0.00	50.00	0.00
=====							
*****TOTAL FOR FUND-SCC 300 0000 (ATHLETIC FUND):							
358,862.50	36,785.87	395,648.37	167,621.09	51,123.15	83,958.35	144,068.93	63.59
=====							
*****TOTAL FOR FUND-SCC 300 9110 (GARFIELD FIELD TRIPS):							
4,600.00	0.00	4,600.00	0.00	0.00	0.00	4,600.00	0.00
=====							
*****TOTAL FOR FUND-SCC 300 9120 (CANAVAN FIELD TRIP):							
7,898.00	0.00	7,898.00	511.00	511.00	890.00	6,497.00	17.74
=====							
*****TOTAL FOR FUND-SCC 300 9130 (FENN FIELD TRIPS):							
7,000.00	0.00	7,000.00	100.00	100.00	5,600.00	1,300.00	81.43
=====							

Date: 11/09/16
Time: 3:47 pm

MEDINA CITY SCHOOL DISTRICT
Appropriation Account Summary
SORTED BY FUND-SCC

Page: 12
(APPSUM)

FYTD Appropriated	Prior FY Carryover Encumbrances	FYTD Expendable	FYTD Actual Expenditures	MTD Actual Expenditures	Current Encumbrances	FYTD Unencumbered Balance	FYTD Percent Exp/Enc
*****TOTAL FOR FUND-SCC 300 9140 (HERITAGE FIELD TRIPS):							
5,125.00	0.00	5,125.00	0.00	0.00	5,000.00	125.00	97.56
=====							
*****TOTAL FOR FUND-SCC 300 9160 (BLAKE FIELD TRIPS):							
7,075.00	0.00	7,075.00	0.00	0.00	0.00	7,075.00	0.00
=====							
*****TOTAL FOR FUND-SCC 300 9170 (WAITE FIELD TRIPS):							
8,300.00	0.00	8,300.00	7,500.00	7,500.00	800.00	0.00	100.00
=====							
*****TOTAL FOR FUND-SCC 300 9180 (NORTHROP FIELD TRIPS):							
5,875.00	0.00	5,875.00	0.00	0.00	2,038.00	3,837.00	34.69
=====							
*****TOTAL FOR FUND-SCC 300 9201 (CLAGGETT MIDDLE SCH. BAND FUND):							
33,000.00	600.00	33,600.00	4,015.23	0.00	20,000.00	9,584.77	71.47
=====							
*****TOTAL FOR FUND-SCC 300 9208 (CLAGGETT - 6TH GRADE TRIPS):							
154,000.00	84.00	154,084.00	98,165.05	98,165.05	765.95	55,153.00	64.21
=====							
*****TOTAL FOR FUND-SCC 300 9250 (ROOT M.S. BAND FUND):							
17,600.00	0.00	17,600.00	3,452.90	344.39	16,526.56	2,379.46	113.52
=====							
*****TOTAL FOR FUND-SCC 300 9253 (ROOT M.S. BEEHIVE):							
500.00	100.00	600.00	0.00	0.00	100.00	500.00	16.67
=====							
*****TOTAL FOR FUND-SCC 300 9258 (ROOT - DISTRICT SUPERVISED ACTIVITIES):							
114,318.00	0.00	114,318.00	98,900.00	0.00	4,731.80	10,686.20	90.65
=====							
*****TOTAL FOR FUND-SCC 300 9302 (BOYS VOLLEYBALL):							
5,000.00	600.00	5,600.00	600.00	0.00	2,500.00	2,500.00	55.36
=====							

Date: 11/09/16
Time: 3:47 pm

MEDINA CITY SCHOOL DISTRICT
Appropriation Account Summary
SORTED BY FUND-SCC

Page: 13
(APPSUM)

FYTD Appropriated	Prior FY Carryover Encumbrances	FYTD Expendable	FYTD Actual Expenditures	MTD Actual Expenditures	Current Encumbrances	FYTD Unencumbered Balance	FYTD Percent Exp/Enc
*****TOTAL FOR FUND-SCC 300 9303 (HUDDLE/SHUDDLE):							
1,420.00	0.00	1,420.00	60.62	0.00	1,289.38	70.00	95.07
=====							
*****TOTAL FOR FUND-SCC 300 9304 (LINK CREW):							
4,000.00	0.00	4,000.00	0.00	0.00	4,000.00	0.00	100.00
=====							
*****TOTAL FOR FUND-SCC 300 9305 (MHS DANCE TEAM):							
2,900.00	0.00	2,900.00	0.00	0.00	0.00	2,900.00	0.00
=====							
*****TOTAL FOR FUND-SCC 300 9306 (MHS - DISTRICT SUPERVISED ACTIVITIES):							
200.00	0.00	200.00	0.00	0.00	0.00	200.00	0.00
=====							
*****TOTAL FOR FUND-SCC 300 9313 (DRAMA/MUSICAL):							
22,030.00	0.00	22,030.00	5,944.02	5,944.02	16,085.98	0.00	100.00
=====							
*****TOTAL FOR FUND-SCC 300 9334 (BEEHIVE CAFE):							
15,550.00	1,052.37	16,602.37	5,622.06	1,577.36	10,181.34	798.97	95.19
=====							
*****TOTAL FOR FUND-SCC 300 9390 (GLOBAL TRIPS):							
1,500.00	0.00	1,500.00	0.00	0.00	0.00	1,500.00	0.00
=====							
*****TOTAL FOR FUND-SCC 401 9000 (ST FRANCIS - MOBILE UNIT):							
254,658.73	0.00	254,658.73	254,658.73	254,658.73	0.00	0.00	100.00
=====							
*****TOTAL FOR FUND-SCC 401 9016 (AUXILIARY FUNDS/ST FRANCIS):							
23,036.26	49,817.56	72,853.82	65,406.27	0.00	12.58	7,434.97	89.79
=====							
*****TOTAL FOR FUND-SCC 401 9017 (AUXILIARY FUNDS/ST FRANCIS):							
402,605.37	0.00	402,605.37	37,511.74	23,435.99	64,418.04	300,675.59	25.32
=====							

Date: 11/09/16
Time: 3:47 pm

MEDINA CITY SCHOOL DISTRICT
Appropriation Account Summary
SORTED BY FUND-SCC

Page: 14
(APPSUM)

FYTD Appropriated	Prior FY Carryover Encumbrances	FYTD Expendable	FYTD Actual Expenditures	MTD Actual Expenditures	Current Encumbrances	FYTD Unencumbered Balance	FYTD Percent Exp/Enc
*****TOTAL FOR FUND-SCC 401 9026 (AUX FUNDS NURTURY):							
5,863.05	300.00	6,163.05	509.00	0.00	0.00	5,654.05	8.26
=====							
*****TOTAL FOR FUND-SCC 401 9027 (AUX FUNDS NURTURY):							
15,517.98	0.00	15,517.98	0.00	0.00	368.00	15,149.98	2.37
=====							
*****TOTAL FOR FUND-SCC 401 9036 (AUX FUNDS MCA):							
1,911.13	28,877.64	30,788.77	28,228.70	172.91	0.00	2,560.07	91.69
=====							
*****TOTAL FOR FUND-SCC 401 9037 (AUX FUNDS MCA):							
134,489.16	0.00	134,489.16	21,205.25	10,308.42	1,355.58	111,928.33	16.78
=====							
*****TOTAL FOR FUND-SCC 401 9046 (AUX FUNDS KIDS COUNTRY):							
678.89	7,455.97	8,134.86	6,740.63	80.85	0.00	1,394.23	82.86
=====							
*****TOTAL FOR FUND-SCC 401 9047 (AUX FUNDS KIDS COUNTRY):							
8,621.10	0.00	8,621.10	0.00	0.00	0.00	8,621.10	0.00
=====							
*****TOTAL FOR FUND-SCC 401 9066 (SM WONDERS):							
1,644.12	0.00	1,644.12	0.00	0.00	0.00	1,644.12	0.00
=====							
*****TOTAL FOR FUND-SCC 463 9016 (ALT ED):							
3,496.81	0.00	3,496.81	0.00	0.00	0.00	3,496.81	0.00
=====							
*****TOTAL FOR FUND-SCC 463 9017 (ALT ED):							
41,553.00	0.00	41,553.00	9,166.95	3,669.15	0.00	32,386.05	22.06
=====							
*****TOTAL FOR FUND-SCC 516 9015 (TITLE VI-B):							
2,690.82	0.00	2,690.82	0.00	0.00	0.00	2,690.82	0.00
=====							

Date: 11/09/16
Time: 3:47 pm

MEDINA CITY SCHOOL DISTRICT
Appropriation Account Summary
SORTED BY FUND-SCC

Page: 15
(APPSUM)

FYTD Appropriated	Prior FY Carryover Encumbrances	FYTD Expendable	FYTD Actual Expenditures	MTD Actual Expenditures	Current Encumbrances	FYTD Unencumbered Balance	FYTD Percent Exp/Enc
*****TOTAL FOR FUND-SCC 516 9016 (TITLE VI-B):							
218,413.22	96,097.31	314,510.53	184,860.42	815.50-	90.00	129,560.11	58.81
=====							
*****TOTAL FOR FUND-SCC 516 9017 (TITLE VI-B):							
1,424,203.33	0.00	1,424,203.33	274,648.44	114,267.12	66,018.25	1,083,536.64	23.92
=====							
*****TOTAL FOR FUND-SCC 551 9117 (TITLE III LEP):							
11,219.47	0.00	11,219.47	23,512.50	15,675.00	0.00	12,293.03-	209.57
=====							
*****TOTAL FOR FUND-SCC 572 9016 (TITLE I):							
84,179.28	75,436.18	159,615.46	77,580.20	0.00	6,395.52	75,639.74	52.61
=====							
*****TOTAL FOR FUND-SCC 572 9017 (TITLE I):							
574,445.08	0.00	574,445.08	95,399.02	39,094.04	22,926.00	456,120.06	20.60
=====							
*****TOTAL FOR FUND-SCC 572 9116 (TITLE I-D):							
106,389.21	4,450.69	110,839.90	16,770.17	0.00	0.00	94,069.73	15.13
=====							
*****TOTAL FOR FUND-SCC 572 9117 (TITLE I-D):							
86,826.59	0.00	86,826.59	10,687.20	4,194.94	5,000.00	71,139.39	18.07
=====							
*****TOTAL FOR FUND-SCC 587 9016 (PRESCHOOL):							
16,961.68	1,827.00	18,788.68	3,069.32	0.00	0.00	15,719.36	16.34
=====							
*****TOTAL FOR FUND-SCC 587 9017 (PRESCHOOL):							
32,768.05	0.00	32,768.05	5,022.60	1,882.26	1,009.27	26,736.18	18.41
=====							
*****TOTAL FOR FUND-SCC 590 9016 (TITLE II-A):							
11,429.03	10,349.58	21,778.61	19,775.87	0.00	0.00	2,002.74	90.80
=====							

Date: 11/09/16
Time: 3:47 pm

MEDINA CITY SCHOOL DISTRICT
Appropriation Account Summary
SORTED BY FUND-SCC

Page: 16
(APPSUM)

FYTD Appropriated	Prior FY Carryover Encumbrances	FYTD Expendable	FYTD Actual Expenditures	MTD Actual Expenditures	Current Encumbrances	FYTD Unencumbered Balance	FYTD Percent Exp/Enc
*****TOTAL FOR FUND-SCC 590 9017 (TITLE II-A):							
134,055.53	0.00	134,055.53	35,382.51	10,168.91	9,338.20	89,334.82	33.36
=====							
*****TOTAL FOR FUND-SCC 599 9016 (CHILD NUTRITION SCHOOL EQUIPMENT GRANT):							
0.00	6,500.00	6,500.00	6,500.00	329.26	0.00	0.00	100.00
=====							
*****GRAND TOTALS:							
101,806,683.71	1,790,888.83	103,597,572.54	32,516,812.00	7,983,178.80	12,538,453.32	58,542,307.22	43.49
=====							

GENERAL FUND-TRUE DAYS CASH

Includes Emergency Levy

