

Medina City Schools

General Fund Analysis

October 31, 2021

	2021-2022	Y-T-D Actual		
	Original Estimate	July 2021 - June 2022	Percent	Variance
	(1)	(2)		(3)
Beginning Balance - July 1, 2021		50,955,289.82		0.00
General Fund	30,154,351.08			
Other Funds - Substitute Levy	20,800,938.74			
Revenue	<u>80,952,463.00</u>	<u>33,747,336.24</u>	<u>41.7%</u>	<u>47,205,126.76</u>
	80,952,463.00	33,747,336.24		47,205,126.76
Expenditures	87,682,937.00	28,689,645.67	32.7%	58,993,291.33
Encumbrance	851,800.00	2,998,887.93		-2,147,087.93
	<u>88,534,737.00</u>	<u>31,688,533.60</u>		<u>56,846,203.40</u>
Ending Balance - June 30, 2022	43,373,015.82	53,014,092.46		-9,641,076.64

Original Estimate revenue, expenditure and encumbrance taken from May 2021 five-year forecast
Includes May 2018 Substitute Levy

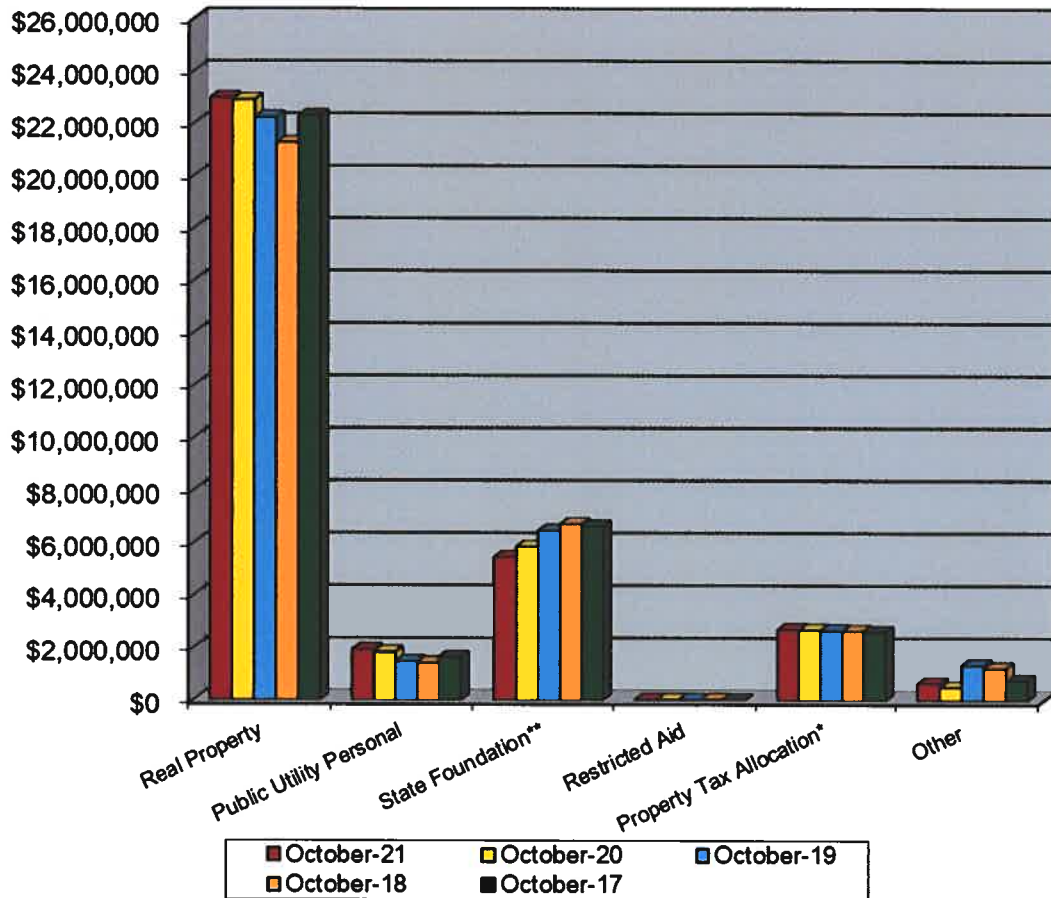
General Fund Summary

October 2021

Revenues

1. Real Property Taxes – Total Real Property Taxes received from the beginning of the fiscal year until October 31, 2021 is \$22,970,629.42. This is an increase of 0.3% above last year's taxes received at this time. \$-0- was collected in October.
2. Public Utility Personal Property Taxes – Total Public Utility Personal Property Taxes received from the beginning of the fiscal year until October 31, 2021 is \$1,931,102.86. These monies are distributed upon settlement from the County Auditor. This amount is listed in a separate line for State and five-year forecasting purposes. \$-0- had been transferred in October.
3. State Foundation – State Foundation monies received from the State of Ohio from the beginning of the fiscal year until October 31, 2021 total \$5,454,710.38. This is a decrease of 6.8% below last year's foundation money received at this time. This is based upon the new funding formula which does not provide money for students attending alternative schools, nor does it charge the District for these students as in the past. \$1,315,338.18 was collected in October.
4. Restricted Aid – Restricted Aid monies are for Career Tech funding and Economically Disadvantaged Students. We have added e-Rate funding as well because these funds are restrictive to technology. Monies received from the beginning of the fiscal year until October 31, 2021 total \$27,619.52. \$6,904.88 was collected in October.
5. Homestead and Rollback – Monies received from the State of Ohio from the beginning of the fiscal year until October 31, 2021 total \$2,700,145.06. Receipts are based upon the real property taxes collected and Homestead filings with the County Auditor. \$2,700,145.06 was collected in October.
6. Other – Other monies received from the beginning of the fiscal year until October 31, 2021 total \$663,129.00. This is an increase of 29.7% above last year at this time. \$139,192.32 was collected in October.

General Fund Revenue



	October-21	October-20	October-19	October-18	October-17	Current Forecast
Real Property	\$22,970,629	\$22,894,292	\$22,230,759	\$21,260,827	\$22,284,894	\$49,975,212
Public Utility Personal	\$1,931,103	\$1,837,573	\$1,474,378	\$1,422,880	\$1,633,842	\$3,904,366
State Foundation**	\$5,454,710	\$5,850,063	\$6,457,418	\$6,712,235	\$6,623,112	\$18,679,995
Restricted Aid	\$27,620	\$27,620	\$27,623	\$28,015	\$9,493	\$82,859
Property Tax Allocation*	\$2,700,145	\$2,680,837	\$2,662,507	\$2,636,374	\$2,609,196	\$5,445,195
Other	\$663,129	\$511,241	\$1,343,209	\$1,229,122	\$765,955	\$2,864,835
Total	\$33,747,336	\$33,801,627	\$34,195,893	\$33,289,453	\$33,926,491	\$80,952,462
State %	24.2%	25.3%	26.8%	28.2%	27.2%	

* Includes Homestead/Rollback, Tangible Personal Property Tax Fixed Rate Loss Reimbursement and Electric Deregulation.

** Includes Casino Revenue in State Foundation beginning January 2013 and Economic Disadvantaged Funding in November 2013.

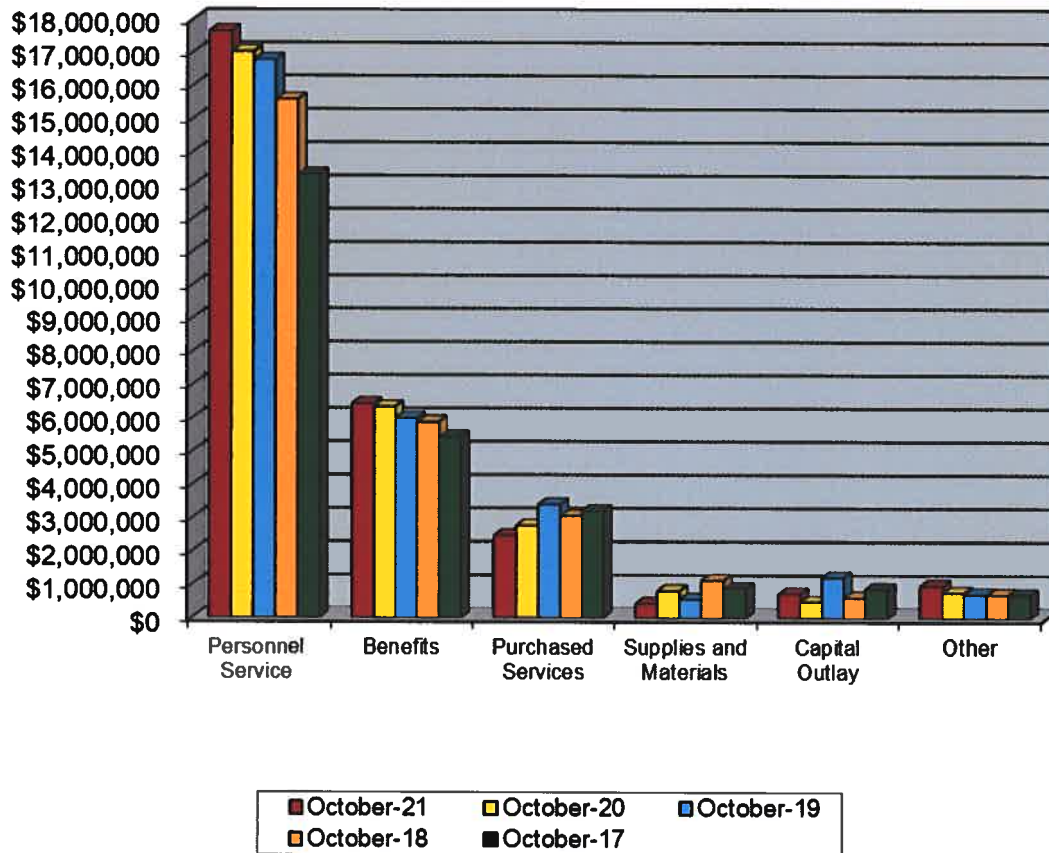
General Fund Summary

October 2021

Expenditures

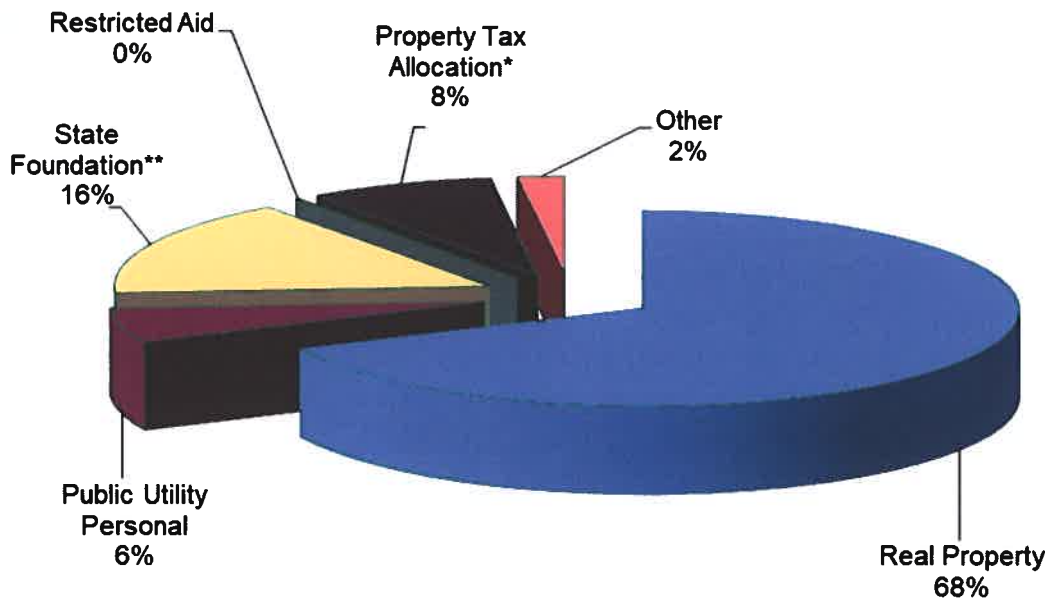
1. Personnel Services– The costs for personnel services for the School District from the beginning of the fiscal year until October 31, 2021 was \$17,645,596.44. This was an increase of 3.6% above last year at this time. \$4,028,678.97 was spent in October.
2. Benefits – The cost for benefits for the School District from the beginning of the fiscal year until October 31, 2021 was \$6,434,320.62. This was an increase of 1.5% above last year at this time. \$1,547,381.82 was spent in October.
3. Purchased Services – The cost for purchased services for the district from the beginning of the fiscal year until October 31, 2021 total \$2,472,139.72. This was a 10.7% decrease below last year at this time. \$777,781.44 was spent in October.
4. Supplies and Materials – The cost for supplies and materials for the district from the beginning of the fiscal year until October 31, 2021 total \$434,116.92. This was a 46.8% decrease below last year at this time. \$151,345.95 was spent in October.
5. Capital Outlay – The cost for capital outlay for the district from the beginning of the fiscal year until October 31, 2021 total \$733,138.18. This was a 49.1% increase above last year at this time. \$49,583.54 was spent in October.
6. Other – The cost of other expenditures excluding transfers for the district was \$970,333.79 for the fiscal year until October 31, 2021. This was a 27.2% increase above last year at this time. \$133,098.29 was spent in October.

General Fund Expenditures

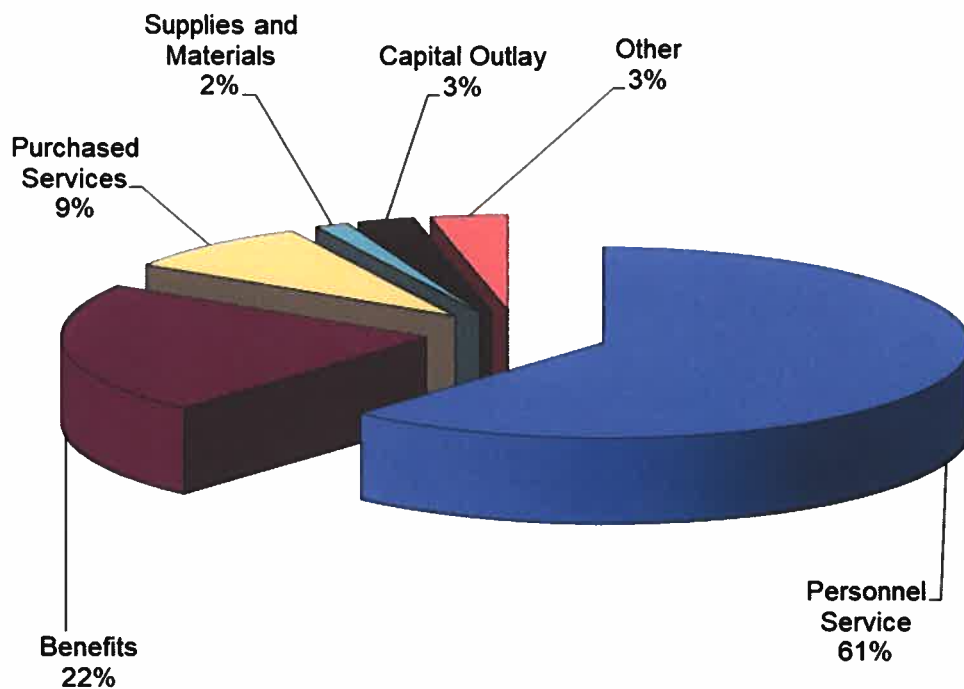


	October-21	October-20	October-19	October-18	October-17	Current Forecast
Personnel Service	\$17,645,596	\$17,029,381	\$16,781,539	\$15,586,597	\$13,330,143	\$52,161,263
Benefits	\$6,434,321	\$6,340,321	\$6,000,206	\$5,888,578	\$5,434,991	\$19,062,402
Purchased Services	\$2,472,140	\$2,770,023	\$3,405,976	\$3,061,939	\$3,214,006	\$10,169,663
Supplies and Materials	\$434,117	\$816,268	\$562,300	\$1,133,044	\$899,145	\$1,398,749
Capital Outlay	\$733,138	\$491,629	\$1,224,125	\$615,041	\$870,850	\$2,063,141
Other	\$970,334	\$762,677	\$721,001	\$701,705	\$693,551	\$1,717,813
Transfers and Adv., Etc.	\$0	\$0	(\$50)	\$1,000	\$0	\$1,109,907
Other than Debt						
Total	\$28,689,646	\$28,210,299	\$28,695,097	\$26,987,904	\$24,442,686	\$87,682,938

Current General Fund Revenue



Current General Fund Expenditures



OCTOBER 2021

Balance

Bank Balance - Regular Account		1,266,322.01
Financial Checks Outstanding	206,657.94	
Worker Comp Outstanding	471.57	
Payroll Checks Outstanding	66,594.18	
Petty Cash		
	273,723.69	(273,723.69)
Huntington/Flex Spending	19,428.54	
Flex O/S Checks	2,465.06	16,963.48
JPMorgan/Metlife Claims	26,677.64	26,677.64
Westfield Bank	11,273.31	11,273.31
Westfield Bank Sweep	3,098,259.43	3,098,259.43
Investments:		
Redtree Investments	24,025,575.06	
T. Rowe - Collins	344,699.57	
Scudder - Collins	428,042.83	
Scudder - Bushman	7,042.02	
Kanehl Stocks	3,598.42	
Star Ohio (22923)	24,296,613.40	
Multi-Bank Securities	12,579,000.00	
Multi-Bank Money Market	4,932.08	
Fifth Third Securities	10,129,347.25	
Fifth Third Money Market	11,459.39	
Total	71,830,310.02	75,976,082.20
Adjustments		
Deposits in Transit	13,029.06	
Expenses not posted	191.14	
Total	13,220.20	75,989,302.40
MCSD Balance		75,989,302.40
Difference Between Bank vs. Book		0.00

Medina City School District
Sales Tax Update

Date	Sales Tax Description	Receipts	Expenditures	Balance
July 1, 2021	Beginning Balance (071) Sales Tax and (002-9012) Bond			\$3,529,350.83
July	Sales Tax Distribution	\$912,109.50		\$4,441,460.33
	Replacement of Board Office Roof Door		\$2,465.00	\$4,438,995.33
	Blake Elementary Pod A Carpet and Tile Replacement		\$15,611.00	\$4,423,384.33
	Cafeteria Tables		\$38,880.24	\$4,384,504.09
	Fleet Master Lease Agreement		\$11,830.95	\$4,372,673.14
	Field Assessment and Design Services for Summer Paving Program		\$23,081.33	\$4,349,591.81
	Refinishing 1016 Lockers at Claggett		\$19,913.60	\$4,329,678.21
	Summer Roofing Project		\$239,240.88	\$4,090,437.33
	Summer Roofing Project		\$185,694.12	\$3,904,743.21
	Roof Replacement Evaluation, Design for Root, Blake, Canavan, BOE, MHS		\$5,372.25	\$3,899,370.96
	2021 District Paving Including Transportation Bus Lot		\$183,221.31	\$3,716,149.65
	Wiring and Breakers for Scoreboard at Dukes Stadium		\$4,596.39	\$3,711,553.26
August	Fleet Master Lease Agreement		\$8,628.79	\$3,702,924.47
	Field Assessment		\$8,625.34	\$3,694,299.13
	Capp Stock 3 CS3		\$5,190.00	\$3,689,109.13
	Roof Replacement Evaluation, Design for Root, Blake, Canavan, BOE, MHS		\$5,372.25	\$3,683,736.88
	Roof Replacement MHS		\$24,900.00	\$3,658,836.88
	Summer Roofing Projects		\$305,874.00	\$3,352,962.88
	Athletic Booster Scoreboard Reimbursement	\$30,000.00		\$3,382,962.88
September	Fleet Master Lease Agreement		\$8,468.72	\$3,374,494.16
	Memorial Stadium Scoreboard		\$31,665.00	\$3,342,829.16
	MHS Roof Fireproof Patching		\$5,500.00	\$3,337,329.16
	Dukes Stadium Scoreboard		\$137,265.10	\$3,200,064.06
	Summer Roof Projects		\$35,302.50	\$3,164,761.56
	Fenn Serving Counters/Cash Register Stand		\$16,249.11	\$3,148,512.45
	Fenn Student Desk, Chairs, and Bench		\$30,372.00	\$3,118,140.45
	Capp Stock 3 CS3		(\$5,190.00)	\$3,123,330.45
	Evolve Remove and Replace Windows		\$14,522.00	\$3,108,808.45
	Remove Two Sidewalk Panels		\$4,500.00	\$3,104,308.45
	Evolve Intallation of Vinyl Floor		\$1,372.50	\$3,102,935.95
	Admin, Fenn, MHS Misc Construction		\$6,450.00	\$3,096,485.95
	Heritage Excavation Concrete		\$6,800.00	\$3,089,685.95
	MHS Antenna Installation		\$51,073.93	\$3,038,612.02
	Installation of Sound System at Dukes and Memorial Stadiums		\$30,110.00	\$3,008,502.02
	District Tree Replacemant		\$3,900.00	\$3,004,602.02
Ocotber	Trustee Fee - COP's		\$1,250.00	\$3,003,352.02
	District Summer Paving		\$6,908.16	\$2,996,443.86
	Sales Tax Distribution	\$1,072,960.38		\$4,069,404.24
	MHS Paving		\$6,400.00	\$4,063,004.24
	Heritage Excavation Concrete		\$5,214.00	\$4,057,790.24
	Fleet Master Lease Agreement		\$8,468.72	\$4,049,321.52
	Fiscal Year Totals	\$2,015,069.88	\$1,495,099.19	

Medina City School District
Recreation Center Update

Date	Description	District Revenue	District Expenses	City Reimbursements	Total Balance
July 1, 2021	Beginning Balance (003-9001)				\$ 237,578.90
July	No Expenditures				\$ 237,578.90
August	Bleacher Seat Replacement in Fieldhouse			\$4,245.00	\$ 241,823.90
September	Partner Marketing	\$72.60			\$ 241,896.50
	Playground, Poured in Place Sort Surface and Concrete		\$18,848.00		\$ 223,048.50
	Rain Drop Products		\$8,762.10		\$ 214,286.40
October	Leisure Pool Electricity		\$14,323.00		\$ 199,963.40
	Playground, Poured in Place Sort Surface and Concrete			\$11,336.50	\$ 211,299.90
	Total Revenues, Expenditures and Reimbursements	\$ 72.60	\$ 41,933.10	\$ 15,581.50	

Monthly Investment Summary
Medina City School District
US Bank Custodian Acct Ending x70982
 October 31, 2021

Monthly Cash Flow Activity

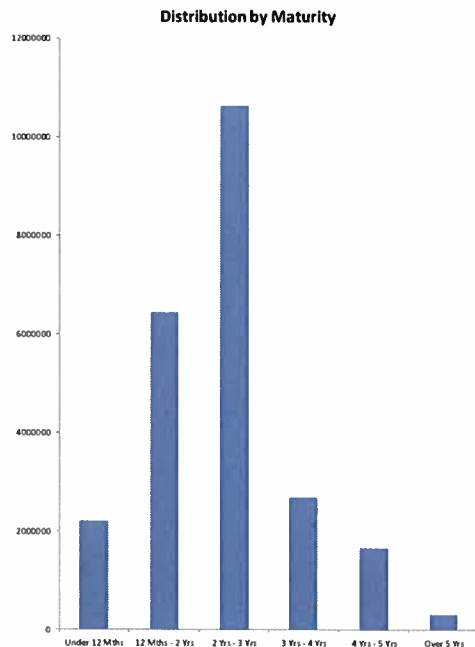
From 09-30-21 through 10-31-21

Beginning Book Value	24,028,967.10
Contributions	0.00
Withdrawals	0.00
Realized Gains/Losses	11.91
Gross Interest Earnings	-3,403.95
Ending Book Value	24,025,575.06

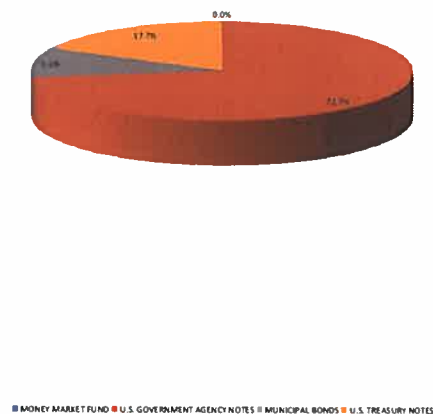
Market Value Summary

Security Type	Market Value	Pct. Assets	Avg Yield at Cost	Wght Avg Mat
Money Market Fund				
MONEY MARKET FUND	8,234.58	0.0	0.01	0.00
Fixed Income				
MUNICIPAL BONDS	2,285,193.70	9.6	0.73	2.36
U.S. GOVERNMENT AGENCY NOTES	17,363,263.95	72.6	0.40	2.37
U.S. TREASURY NOTES	4,227,539.70	17.7	0.29	1.91
Accrued Interest	36,899.04	0.2		
TOTAL PORTFOLIO	23,921,130.97	100.0	0.41	2.29

Maturity Distribution



Security Type Allocation



Disclosures:

RedTree's internal accounting system is used as the source of the market value of this account. Although obtained from a source believed to be reliable, we cannot guarantee its accuracy. You should review all account statements provided by the custodian and compare with the statements provided by RedTree.

Portfolio Holdings Report
Medina City School District
US Bank Custodian Acct Ending x70982
 October 31, 2021

Quantity	Cusip	Security Description	Moody's	S&P	Cost Basis	Market Value	Yield at Cost	Wtd Maturity	Purchase Date
U.S. GOVERNMENT AGENCY NOTES									
1,200,000	3133ELZN7	Federal Farm Credit Bank 0.160% Due 05-18-22	Aaa	AA+	1,197,804.00	1,200,407.72	0.25	0.55	05-26-20
1,000,000	3133ELN26	Federal Farm Credit Bank 0.260% Due 06-22-22	Aaa	AA+	999,460.00	1,001,023.05	0.29	0.64	06-22-20
700,000	3135G04Q3	Federal Natl Mtg Assoc 0.250% Due 05-22-23	Aaa	AA+	698,064.50	698,459.61	0.34	1.55	05-28-20
1,000,000	3137EAEV7	Federal Home Ln Mtg 0.250% Due 08-24-23	Aaa	AA+	999,630.00	995,992.92	0.26	1.81	10-08-20
500,000	3133EL6J8	Federal Farm Credit Bank 0.220% Due 09-08-23	Aaa	AA+	499,855.00	497,903.21	0.23	1.85	04-08-21
1,000,000	3133EMUF7	Federal Farm Credit Bank 0.220% Due 09-22-23	Aaa	AA+	999,198.00	994,426.95	0.25	1.89	03-22-21
1,000,000	3135G06H1	Federal Natl Mtg Assoc 0.250% Due 11-27-23	Aaa	AA+	998,860.00	994,687.61	0.29	2.06	11-25-20
460,000	3137EAF2	Federal Home Ln Mtg 0.250% Due 12-04-23	Aaa	AA+	459,434.20	457,590.56	0.30	2.08	04-14-21
625,000	3133EMRZ7	Federal Farm Credit Bank 0.250% Due 02-26-24	Aaa	AA+	623,324.16	620,385.51	0.34	2.31	03-09-21
385,000	3133EMRZ7	Federal Farm Credit Bank 0.250% Due 02-26-24	Aaa	AA+	384,110.65	382,157.48	0.33	2.31	03-31-21
1,000,000	3130ALSG0	Federal Home Ln Bank 0.250% Due 03-08-24	Aaa	AAA	998,332.00	991,518.34	0.31	2.34	05-24-21
240,000	3133EMTW2	Federal Farm Credit Bank 0.300% Due 03-18-24	Aaa	AA+	239,805.60	237,958.83	0.33	2.37	04-27-21
1,200,000	3133EMGF3	Federal Farm Credit Bank 0.350% Due 05-16-24	Aaa	AA+	1,197,900.00	1,193,548.66	0.40	2.52	11-19-20
115,000	3130ANMM9	Federal Home Ln Bank 0.540% Due 08-26-24	Aaa	AAA	115,000.00	114,493.92	0.54	2.79	08-26-21
750,000	3130ANX88	Federal Home Ln Bank 0.500% Due 09-27-24	Aaa	AA+	749,775.00	746,083.62	0.51	2.88	09-27-21
1,500,000	3130ALQV9	Federal Home Ln Bank 0.570% Due 09-30-24	Aaa	AA+	1,500,000.00	1,493,997.28	0.57	2.89	03-30-21
500,000	3130ALTH7	Federal Home Ln Bank 0.510% Due 09-30-24	Aaa	AA+	500,000.00	497,460.50	0.51	2.89	03-30-21
415,000	3130AKDS2	Federal Home Ln Bank 0.390% Due 10-28-24	Aaa	AA+	415,402.55	411,483.49	0.36	2.97	02-19-21
1,000,000	3135G06E8	Federal Natl Mtg Assoc 0.420% Due 11-18-24	Aaa	AA+	998,250.00	990,959.44	0.46	3.02	11-18-20
1,200,000	3133EMER9	Federal Farm Credit Bank 0.470% Due 01-27-25	Aaa	AA+	1,198,620.00	1,189,201.68	0.50	3.20	10-29-20
800,000	3134GXDM3	Federal Home Ln Mtg 0.620% Due 12-01-25	Aaa	AA+	799,400.00	788,882.40	0.64	4.01	12-02-20
380,000	3134GXHD9	Federal Home Ln Mtg 0.700% Due 12-23-25	Aaa	AA+	380,000.00	375,374.33	0.70	4.06	12-23-20
500,000	3130AKZ25	Federal Home Ln Bank 0.650% Due 02-26-26	Aaa	AA+	500,000.00	489,266.82	0.65	4.24	02-26-21
Accrued Interest						16,222.65			
					17,452,225.66	17,379,486.60	0.40	2.37	
MUNICIPAL BONDS									
500,000	0100332D9	City of Akron, OH GO 2.000% Due 12-01-22		A+	515,505.00	508,465.00	0.48	1.07	11-12-20
460,000	244721FK7	Defiance CSD, OH GO 4.000% Due 12-01-23	Aa2		502,522.40	486,896.20	1.20	1.98	07-16-20
500,000	677581JA9	State of Ohio, OH REV 0.300% Due 12-15-23	Aa2	AA	500,000.00	495,910.00	0.30	2.11	06-08-21
500,000	677581JB7	State of Ohio, OH REV 0.520% Due 12-15-24	Aa2	AA	500,000.00	492,685.00	0.52	3.08	06-08-21

Disclosures:

RedTree's internal accounting system is used as the source of the market value of this account. Although obtained from a source believed to be reliable, we cannot guarantee its accuracy. You should review all account statements provided by the custodian and compare with the statements provided by RedTree.

Questions? Call 888.596.2293 or email info@redtreeinv.com

Portfolio Holdings Report
Medina City School District
US Bank Custodian Acct Ending x70982
 October 31, 2021

Quantity	Cusip	Security Description	Moody's	S&P	Cost Basis	Market Value	Yield at Cost	Wtd Maturity	Purchase Date
250,000	668180CW0	Northwestern LSD, OH GO 5.820% Due 12-01-26	Aa2		304,310.00	301,237.50	1.42	4.42	10-12-21
	Accrued Interest					19,524.44			
					2,322,337.40	2,304,718.14	0.73	2.36	
U.S. TREASURY NOTES									
295,000	91282CBN0	US Treasury Note 0.125% Due 02-28-23	Aaa	AA+	294,631.25	294,331.53	0.20	1.33	06-22-21
600,000	91282CBU4	US Treasury Note 0.125% Due 03-31-23	Aaa	AA+	599,109.38	598,312.80	0.21	1.41	06-22-21
1,045,000	91282CCK5	US Treasury Note 0.125% Due 06-30-23	Aaa	AA+	1,041,938.47	1,040,305.86	0.27	1.66	06-30-21
810,000	91282CDA6	US Treasury Note 0.250% Due 09-30-23	Aaa	AA+	809,086.59	806,772.96	0.31	1.91	09-30-21
950,000	91282CBR1	US Treasury Note 0.250% Due 03-15-24	Aaa	AA+	948,033.21	941,576.35	0.33	2.36	08-09-21
550,000	91282CBV2	US Treasury Note 0.375% Due 04-15-24	Aaa	AA+	549,978.52	546,240.20	0.38	2.44	09-20-21
	Accrued Interest					1,151.94			
					4,242,777.42	4,228,691.64	0.29	1.91	
MONEY MARKET FUND									
	USBMMF	First American Treasury Obligations Fund			8,234.58	8,234.58	0.01		
TOTAL PORTFOLIO					24,025,575.06	23,921,130.97	0.41	2.29	

Disclosures:

RedTree's internal accounting system is used as the source of the market value of this account. Although obtained from a source believed to be reliable, we cannot guarantee its accuracy. You should review all account statements provided by the custodian and compare with the statements provided by RedTree.

Questions? Call 888.596.2293 or email info@redtreeinv.com

Monthly Activity Reports
Medina City School District
US Bank Custodian Acct Ending x70982
From 10-01-21 Through 10-31-21

GROSS INTEREST INCOME

Ex-Date	Pay-Date	Security	Amount
U.S. GOVERNMENT AGENCY NOTES			
10-28-21	10-28-21	Federal Home Ln Bank 0.390% Due 10-28-24	809.25
MUNICIPAL BONDS			
10-12-21	10-12-21	Northwestern LSD, OH GO 5.820% Due 12-01-26	-5,294.58
U.S. TREASURY NOTES			
10-12-21	10-12-21	US Treasury Note 0.125% Due 02-28-23	44.23
10-15-21	10-15-21	US Treasury Note 0.375% Due 04-15-24	1,031.25
			<hr/> 1,075.48
MONEY MARKET FUND			
10-01-21	10-01-21	First American Treasury Obligations Fund	5.90
GROSS INCOME			<hr/> -3,403.95

Disclosures:

RedTree's internal accounting system is used as the source of the market value of this account. Although obtained from a source believed to be reliable, we cannot guarantee its accuracy. You should review all account statements provided by the custodian and compare with the statements provided by RedTree.

Questions? Call 888.596.2293 or email info@redtreeinv.com

Purchase and Sale
Medina City School District
US Bank Custodian Acct Ending x70982
 From 10-01-21 Through 10-31-21

Trade Date	Settle Date	Quantity	Security	Unit Price	Amount
PURCHASES					
10-12-2021	10-12-2021	250,000	Northwestern LSD, OH GO 5.820% Due 12-01-26	121.72	304,310.00
					304,310.00
SALES					
10-12-2021	10-12-2021	305,000	US Treasury Note 0.125% Due 02-28-23	99.88	304,630.66
					304,630.66

Disclosures:

RedTree's internal accounting system is used as the source of the market value of this account. Although obtained from a source believed to be reliable, we cannot guarantee its accuracy. You should review all account statements provided by the custodian and compare with the statements provided by RedTree.

Questions? Call 888.596.2293 or email info@redtreeinv.com

Realized Gains/Losses
Medina City School District
US Bank Custodian Acct Ending x70982
 From 10-01-21 Through 10-31-21

Open Date	Close Date	Quantity	Security	Cost Basis	Proceeds	Gain Or Loss	
						Short Term	Long Term
06-22-2021	10-12-2021	305,000	US Treasury Note 0.125% Due 02-28-23	304,618.75	304,630.66	11.91	
TOTAL GAINS						11.91	0.00
TOTAL LOSSES						0.00	0.00
TOTAL REALIZED GAIN/LOSS						11.91	0.00

Disclosures:

RedTree's internal accounting system is used as the source of the market value of this account. Although obtained from a source believed to be reliable, we cannot guarantee its accuracy. You should review all account statements provided by the custodian and compare with the statements provided by RedTree.

Questions? Call 888.596.2293 or email info@redtreeinv.com

ENV# CEBLNNRFBBKKMDH_BBBBB
FIFTH THIRD SECURITIES, INC.
MD 1M0B2A
5050 KINGSLEY DRIVE
CINCINNATI, OH 45263



MEDINA CITY SCHOOLS
DAVID CHAMBERS
739 WEYMOUTH RD
MEDINA OH 44256

STATEMENT FOR THE PERIOD OCTOBER 1, 2021 TO OCTOBER 31, 2021

MEDINA CITY SCHOOLS - Corporation
Account Number: [REDACTED]

By the courtesy of:
CARTER/SAVAGE

For questions about your accounts:
Local: 614 744 5496
In-State: 614 744 7074
National: 888 889 1025

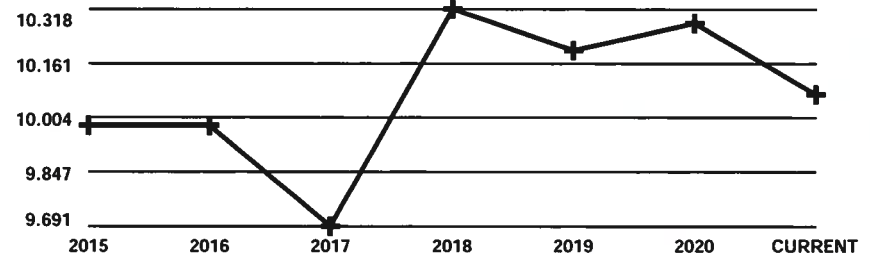
TOTAL VALUE OF YOUR PORTFOLIO **\$10,072,566.42**

FOR YOUR INFORMATION

Fifth Third Securities, Inc. Investments offered through Fifth Third Securities, Inc., member FINRA/SIPC

CHANGE IN VALUE OF YOUR PORTFOLIO

\$ millions



Change In Value Of Your Portfolio information can be found in Miscellaneous Footnotes at the end of this statement.

Fifth Third Securities, Inc.

MN_CEBLNNRFBBKKMDH_BBBBB 20211029

Account carried with National Financial Services LLC, Member
NYSE, SIPC

Statement for the Period October 1, 2021 to October 31, 2021

MEDINA CITY SCHOOLS - Corporation

Account Number: [REDACTED]



Account Overview

CHANGE IN ACCOUNT VALUE	Current Period	Year-to-Date
BEGINNING VALUE	\$10,122,797.13	\$10,277,238.45
Additions and Withdrawals	(\$5,814.62)	(\$133,760.50)
Income	\$5,814.62	\$133,760.50
Taxes, Fees and Expenses	\$0.00	\$0.00
Change in Value	(\$50,230.71)	(\$204,672.03)
ENDING VALUE (AS OF 10/31/21)	\$10,072,566.42	\$10,072,566.42

Refer to Miscellaneous Footnotes for more information on Change in Value.

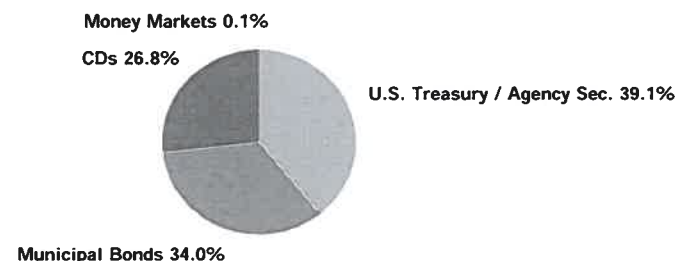
INCOME

TAXABLE	Current Period	Year-to-Date
Taxable Dividends	\$12.45	\$158.44
Taxable Interest	\$5,802.17	\$80,727.06
TOTAL TAXABLE	\$5,814.62	\$80,885.50
NON-TAXABLE	Current Period	Year-to-Date
Muni Tax Exempt Interest	\$0.00	\$52,875.00
TOTAL NON-TAXABLE	\$0.00	\$52,875.00
TOTAL INCOME	\$5,814.62	\$133,760.50

Taxable income is determined based on information available to NFS at the time the statement was prepared, and is subject to change. Final information on taxation of interest and dividends is available on Form 1099-Div, which is mailed in February of the subsequent year.

REALIZED GAIN (LOSS)	Current Period	Year-to-Date
Short Term Gain	\$0.00	\$0.00
Short Term Loss	\$0.00	\$0.00
Disallowed Short Term Loss	\$0.00	\$0.00
TOTAL SHORT TERM GAIN (LOSS)	\$0.00	\$0.00

ACCOUNT ALLOCATION



	Percent	Prior Period	Current Period
Money Markets	0.1 %	\$710,668.39	\$11,459.39
CDs	26.8	\$2,706,262.39	\$2,699,495.03
Municipal Bonds	34.0	\$3,444,844.10	\$3,423,595.00
U.S. Treasury / Agency Sec.	39.1	\$3,261,022.25	\$3,938,017.00
TOTAL	100.0 %	\$10,122,797.13	\$10,072,566.42

Account Allocation shows the percentage that each asset class represents of your total account value. Account Allocation for equities, fixed income, and other categories may include mutual funds and may be net of short positions. NFS has made assumptions concerning how certain mutual funds are allocated. Closed-end mutual funds and Exchange Traded Products (ETPs) listed on an exchange may be included in the equity allocation. The chart may not reflect your actual portfolio allocation. Consult your broker/dealer prior to making investment decisions.

Statement for the Period October 1, 2021 to October 31, 2021

MEDINA CITY SCHOOLS - Corporation

Account Number: [REDACTED]



Account Overview *continued*

REALIZED GAIN (LOSS) <i>continued</i>	<i>Current Period</i>	<i>Year-to-Date</i>
Long Term Gain	\$0.00	\$1,141.70
Long Term Loss	\$0.00	\$0.00
Disallowed Long Term Loss	\$0.00	\$0.00
TOTAL LONG TERM GAIN (LOSS)	\$0.00	\$1,141.70

NFS-provided cost basis, realized gain (loss) and holding period information may not reflect all adjustments necessary for your tax reporting purposes. Please refer to Footnotes and Cost Basis Information at the end of this statement for more information.

MESSAGES AND ALERTS

Customers wishing to learn more about their investment professional can contact the FINRA BrokerCheck Hotline Number at 1-800-289-9999 or visit the FINRA Regulation website www.finra.org. Customers can also obtain an investor brochure that includes information describing the FINRA BrokerCheck program by contacting Brokerage Operations 1-888-889-1025.

Customers wishing to learn more about how an order is routed or executed should notify their investment professional in writing. Pursuant to SEC rules, customers can request details on the identity of the venue to which their orders were routed for execution. A written report will be furnished upon request. To learn more about how your order is routed online, please visit <https://www.53.com/investments>.

Please note that the FDIC insured deposit at Fifth Third Bank under the Fifth Third BD Program is not covered by SIPC. The FDIC insured deposit is eligible for FDIC insurance subject to FDIC coverage limits at the time funds are deposited at Fifth Third Bank. As referenced in the Fifth Third BD Program disclosure document, clients are responsible for monitoring their total assets at Fifth Third Bank to determine the extent of available FDIC coverage.

Fifth Third Securities reminds you to please promptly report any inaccuracies or discrepancies in your account to Brokerage Operations by calling 1-888-889-1025. Please reconfirm any oral communications in writing to your investment professional to further protect your rights under the Securities Investor Protection Act SIPA. Visit 53.com/FTSdisclosure to find important disclosures for retail investors, which includes information on the services our firm offers, fees, costs, and conflicts of interest.

Statement for the Period October 1, 2021 to October 31, 2021

MEDINA CITY SCHOOLS - Corporation
Account Number: [REDACTED]



Holdings

NFS-provided cost basis, realized gain (loss) and holding period information may not reflect all adjustments necessary for tax purposes. Please refer to Footnotes and Cost Basis Information at the end of this statement for more information.

For additional information regarding your holdings, please refer to the footnotes at the end of the statement.

Client Investment - Reflects the amount from share purchases, transfers and conversions that have customer or third party provided cost basis. The amount does not reflect all account activity, including, but not limited to shares acquired via certain corporate actions, gifted/inherited, date of death step-up, or dividend reinvestments. The amount may fluctuate over time based on activity within the account due to buying, transferring or converting additional shares or selling all or part of a security. Transfers or conversions that do not have cost basis will not be reflected in the Client Investment amount. The reflected Client Investment amount does not represent your cost basis reported on IRS Form 1099-B, as it is a separate calculation.

CASH AND CASH EQUIVALENTS - 0.11% of Total Account Value

Description	Symbol/Cusip Account Type	Quantity	Price on 10/31/21	Current Market Value	Estimated Annual Income
Money Markets					
FEDERATED HERMES GOVT OBLIGATIONS IS 7 DAY YIELD .03%	GOIXX CASH	11,459.39	\$1.00	\$11,459.39	
Dividend Option Cash					
Capital Gain Option Cash					
Total Cash and Cash Equivalents				\$11,459.39	

Statement for the Period October 1, 2021 to October 31, 2021

MEDINA CITY SCHOOLS - Corporation

Account Number: [REDACTED]



HOLDINGS > FIXED INCOME - 99.89% of Total Account Value

ALERT: You have a fixed income position due to mature within the next 90 days.

For an explanation of fixed income pricing, please see the last page. Redemption schedule(s), bond rating(s), and other information are provided where available. If information does not appear regarding a particular investment, it is not available. The ratings on this statement are provided by Standard & Poor's and/or Moody's to rate the quality based on the respective rating agency's assessment. Ratings information from Standard & Poor's ("S&P") may not be reproduced. S&P credit ratings are statements of opinion and are not statements of fact or recommendations to purchase, hold, or sell securities, nor do they address the suitability of securities for investment purposes, and should not be relied on as investment advice. S&P does not guarantee the accuracy, completeness, timeliness or availability of any information, including ratings, and is not responsible for errors or omissions (negligent or otherwise). S&P gives no express or implied warranties, including but not limited to any warranties of merchantability or fitness for a particular purpose or use. S&P shall not be liable for any direct, indirect, incidental, exemplary, compensatory, punitive, special or consequential damages, costs, expenses, legal fees, or losses (including lost income or profits and opportunity costs) in connection with any use of ratings.

Description	Symbol/Cusip Account Type	Quantity	Estimated Price on 10/31/21	Estimated Current Market Value	Estimated Annual Income	Original/Adjusted Cost Basis	Unrealized Gain (Loss)
CDs							
Certificates of Deposit (CDs), including Market Indexed CDs and Market Linked CDs (collectively, MCDs) are generally shown at estimated market prices based upon a matrix or model pricing method that may not represent the actual price if sold prior to maturity. However, CDs and MCDs may be shown at face value for up to seven calendar days from date of issue if estimated market prices have not been received from a third party pricing vendor. The actual value of CDs and MCDs may be different from their purchase price. CDs and MCDs are subject to interest rate risk. The estimated market price reflected for MCDs may not be based on the actual closing value of the linked market index on the final maturity date and the market value of MCDs may not correspond directly to increases or decreases in the underlying linked market index. You may sell CDs or MCDs in the secondary market subject to market conditions. The secondary market for CDs and MCDs is generally illiquid. If sold prior to maturity, the value of MCDs may be less than the purchase amount or face value. The sale or redemption of any fixed income security prior to maturity may result in a substantial gain or loss, and an early withdrawal penalty may apply. Certain MCDs may only be redeemed on pre-specified liquidation dates and may have call features that allow the issuer to call the MCD prior to maturity. Certain Step Rate CDs are also subject to reinvestment risk if call provisions are exercised by the issuer and if a CD with a comparable rate is not available.							
See sales materials or contact your broker/dealer for additional information.							
MEDALLION BK UTAH CD 2.45000% 02/16/2022	58404DBD2	245,000	\$1.0071	\$246,739.50	\$6,002.50	\$245,000.00	
FDIC INSURED	CASH						
CPN PMT MONTHLY							
Next Interest Payable: 11/16/21							
Estimated Yield 2.43%							
Accrued Interest \$263.12							
Average Unit Cost \$1.00							
Client Investment \$245,000.00							
Adjusted Cost Basis						\$245,000.00	D \$1,739.50
NORTHFIELD BK STATEN ISLAND NY CD	66612ACG1	245,000	\$1.00762	\$246,866.90	\$6,002.50	\$245,000.00	
2.45000% 02/22/2022 FDIC INSURED	CASH						
CPN PMT SEMI-ANNUAL							
ON AUG 21, FEB 21							
Next Interest Payable: 02/21/22							
Estimated Yield 2.43%							
Accrued Interest \$1184.05							
Average Unit Cost \$1.00							
Client Investment \$245,000.00							
Adjusted Cost Basis						\$245,000.00	D \$1,866.90
WELLS FARGO NATL BK WEST LAS V CD	949495AF2	245,000	\$1.01887	\$249,623.15	\$4,532.50	\$245,000.00	

Fifth Third Securities, Inc.

Account carried with National Financial Services LLC, Member
NYSE, SIPC

MN _CEBLNNRFBKMDH_BBBB 20211029

Statement for the Period October 1, 2021 to October 31, 2021

MEDINA CITY SCHOOLS - Corporation

Account Number: [REDACTED]



**Fifth Third
Securities**

HOLDINGS > FIXED INCOME *continued*

Description	Symbol/Cusip Account Type	Quantity	Estimated Price on 10/31/21	Estimated Current Market Value	Estimated Annual Income	Original/Adjusted Cost Basis	Unrealized Gain (Loss)
WELLS FARGO NATL BK WEST LAS V CD	949495AF2	<i>continued</i>					
1.85000% 12/30/2022 FDIC INSURED	CASH						
CPN PMT MONTHLY							
Next Interest Payable: 11/30/21							
Estimated Yield 1.81%							
Accrued Interest \$24.84							
Average Unit Cost \$1.00							
Client Investment \$245,000.00							
Adjusted Cost Basis						\$245,000.00 D	\$4,623.15
EVERGREEN BK GROUP ILL CD 1.05000%	300185JK2	230,000	\$1.01066	\$232,451.80	\$2,415.00	\$230,000.00	
04/17/2023 FDIC INSURED	CASH						
CPN PMT MONTHLY							
Next Interest Payable: 11/15/21							
Estimated Yield 1.03%							
Accrued Interest \$112.48							
Average Unit Cost \$1.00							
Client Investment \$230,000.00							
Adjusted Cost Basis						\$230,000.00 D	\$2,451.80
FIRST SOURCE BK SOUTH BEND IND CD	33646CMB7	217,000	\$1.01649	\$220,578.33	\$2,929.50	\$217,000.00	
1.35000% 08/03/2023 FDIC INSURED	CASH						
CPN PMT MONTHLY							
Next Interest Payable: 11/03/21							
Estimated Yield 1.32%							
Accrued Interest \$232.75							
Average Unit Cost \$1.00							
Client Investment \$217,000.00							
Adjusted Cost Basis						\$217,000.00 D	\$3,578.33
NEW YORK COMMUNITY BANK CD 0.30000%	649447UH0	249,000	\$0.99549	\$247,877.01	\$747.00	\$249,000.00	
12/11/2023 FDIC INSURED	CASH						
CPN PMT SEMI-ANNUAL							
ON JUN 11, DEC 11							
Next Interest Payable: 12/11/21							
Estimated Yield 0.30%							
Accrued Interest \$292.66							
Average Unit Cost \$1.00							
Client Investment \$249,000.00							
Adjusted Cost Basis						\$249,000.00 D	(\$1,122.99)
MORGAN STANLEY BK N A CD 0.25000%	61765QQ28	249,000	\$0.99601	\$248,006.49	\$622.50	\$249,000.00	

Fifth Third Securities, Inc.

Account carried with National Financial Services LLC, Member
NYSE, SIPC

MN_CEBLNNRFBKMDH_BBBB 20211029

Statement for the Period October 1, 2021 to October 31, 2021

MEDINA CITY SCHOOLS - Corporation
Account Number: [REDACTED]



HOLDINGS > FIXED INCOME *continued*

Description	Symbol/Cusip Account Type	Quantity	Estimated Price on 10/31/21	Estimated Current Market Value	Estimated Annual Income	Original/Adjusted Cost Basis	Unrealized Gain (Loss)
MORGAN STANLEY BK N A CD 0.25000%	61765QQ28	<i>continued</i>					
01/08/2024 FDIC INSURED	CASH						
CPN PMT QUARTERLY							
ON OCT 08, JAN 08, APR 08, JUL 08							
Next Interest Payable: 01/08/22							
STEP COUPON							
RESET FREQUENCY TERM MODE							
NEXT RESET 07/08/2022 @ 0.35000							
Estimated Yield 0.25%							
Accrued Interest \$39.23							
Average Unit Cost \$1.00							
Client Investment \$249,000.00							
Adjusted Cost Basis						\$249,000.00 D	(\$993.51)
CFBANK FAIRLAWN OH CD 2.80000%	15721UCY3	235,000	\$1.05238	\$247,309.30	\$6,580.00	\$235,000.00	
03/15/2024 FDIC INSURED	CASH						
CPN PMT MONTHLY							
Next Interest Payable: 11/15/21							
Estimated Yield 2.66%							
Accrued Interest \$306.47							
Average Unit Cost \$1.00							
Client Investment \$235,000.00							
Adjusted Cost Basis						\$235,000.00 D	\$12,309.30
FIRST & FMRS BK PORTLAND ND CD 2.40000%	31860PAL2	245,000	\$1.0452	\$256,074.00	\$5,880.00	\$245,000.00	
05/30/2024 FDIC INSURED	CASH						
CPN PMT MONTHLY							
Next Interest Payable: 11/30/21							
Estimated Yield 2.29%							
Accrued Interest \$32.22							
Average Unit Cost \$1.00							
Client Investment \$245,000.00							
Adjusted Cost Basis						\$245,000.00 D	\$11,074.00
STATE BK REESEVILLE WIS CD 2.25000%	856487AX1	240,000	\$1.04201	\$250,082.40	\$5,400.00	\$240,000.00	
06/28/2024 FDIC INSURED	CASH						
CPN PMT MONTHLY							
Next Interest Payable: 11/28/21							
Estimated Yield 2.15%							
Accrued Interest \$59.18							
Average Unit Cost \$1.00							

Fifth Third Securities, Inc.

Account carried with National Financial Services LLC, Member
NYSE, SIPC

MN _CEBLNNRFBKKMDH_BBBBB 20211029

Statement for the Period October 1, 2021 to October 31, 2021

MEDINA CITY SCHOOLS - Corporation

Account Number: [REDACTED]



HOLDINGS > FIXED INCOME *continued*

Description	Symbol/Cusip Account Type	Quantity	Estimated Price on 10/31/21	Estimated Current Market Value	Estimated Annual Income	Original/Adjusted Cost Basis	Unrealized Gain (Loss)
STATE BK REESEVILLE WIS CD 2.25000%	856487AX1	<i>continued</i>					
Client Investment	\$240,000.00						
Adjusted Cost Basis						\$240,000.00 D	\$10,082.40
RAYMOND JAMES BK NATL ASSN CD 2.00000%	75472RAE1	245,000	\$1.03627	\$253,886.15	\$4,900.00	\$245,000.00	
08/23/2024 FDIC INSURED	CASH						
CPN PMT SEMI-ANNUAL							
ON FEB 23, AUG 23							
Next Interest Payable: 02/23/22							
Estimated Yield 1.93%							
Accrued Interest	\$939.73						
Average Unit Cost	\$1.00						
Client Investment	\$245,000.00						
Adjusted Cost Basis						\$245,000.00 D	\$8,886.15
Total CDs		2,645,000		\$2,699,495.03	\$46,011.50	\$2,645,000.00	\$54,495.03
Municipal Bonds							
WASHINGTON OHIO LOC SCH DIST LUCAS CNTY	939483FL2	740,000	\$100.38	\$742,812.00	\$37,000.00	\$776,186.00	
05.00000% 12/01/2021 FACS CONSTR IMPT GO	CASH						
UNLTD TAX BDS SER. 2020 A							
OH SCH DST CR ENH PG							
UNLIMITED GEN OBLIG							
MOODY'S Aa2							
CPN PMT SEMI-ANNUAL							
ON DEC 01, JUN 01							
Next Interest Payable: 12/01/21							
Accrued Interest	\$15416.67						
Average Unit Cost	\$100.26						
Client Investment	\$776,186.00						
Adjusted Cost Basis						\$741,889.57 D	\$922.43
YTD Amortized Premium	\$10,862.81 E						
WASHINGTON OHIO LOC SCH DIST LUCAS CNTY	939483FM0	775,000	\$105.036	\$814,029.00	\$38,750.00	\$835,054.75	
05.00000% 12/01/2022 FACS CONSTR IMPT GO	CASH						
UNLTD TAX BDS SER. 2020 A							
OH SCH DST CR ENH PG							
UNLIMITED GEN OBLIG							
MOODY'S Aa2							
CPN PMT SEMI-ANNUAL							
ON DEC 01, JUN 01							

Fifth Third Securities, Inc.

Account carried with National Financial Services LLC, Member
NYSE, SIPC

MN _CEBLNNRFBKMDH_BBBB 20211029

Statement for the Period October 1, 2021 to October 31, 2021

MEDINA CITY SCHOOLS - Corporation

Account Number: [REDACTED]



Fifth Third
Securities

HOLDINGS > FIXED INCOME *continued*

Description	Symbol/Cusip Account Type	Quantity	Estimated Price on 10/31/21	Estimated Current Market Value	Estimated Annual Income	Original/Adjusted Cost Basis	Unrealized Gain (Loss)
WASHINGTON OHIO LOC SCH DIST LUCAS CNTY	939483FM0	continued					
Next Interest Payable: 12/01/21							
Accrued Interest	\$16145.83						
Average Unit Cost	\$103.20						
Client Investment	\$835,054.75						
Adjusted Cost Basis						\$799,822.68	\$14,206.32
YTD Amortized Premium	\$11,159.13 E						
COLUMBUS OHIO ST CMNTY COLLEGE 00.56700%	19954VAJ6	250,000	\$98.967	\$247,417.50	\$1,417.50	\$250,000.00	
12/01/2024 TAXABLE FACS CONSTR IMPT GO	CASH						
UNLTD TAX BDS SER. 2020 B							
UNLIMITED GEN OBLIG							
MOODY'S Aa1 /S&P AA							
CPN PMT SEMI-ANNUAL							
ON JUN 01, DEC 01							
Next Interest Payable: 12/01/21							
Accrued Interest	\$590.63						
Average Unit Cost	\$100.00						
Client Investment	\$250,000.00						
Adjusted Cost Basis						\$250,000.00	(\$2,582.50)
CENTERVILLE OHIO CITY SCH DIST 00.81900%	152239JX8	250,000	\$98.621	\$246,552.50	\$2,047.50	\$250,772.50	
12/01/2025 TAXABLE UNLTD TAX GO IMPT REF	CASH						
BDS SER. 2020							
UNLIMITED GEN OBLIG							
MOODY'S Aa1							
CPN PMT SEMI-ANNUAL							
ON DEC 01, JUN 01							
Next Interest Payable: 12/01/21							
Accrued Interest	\$853.13						
Average Unit Cost	\$100.28						
Client Investment	\$250,772.50						
Adjusted Cost Basis						\$250,692.41	(\$4,139.91)
YTD Amortized Premium	\$11.11 E						
FRANKLIN CNTY OHIO TAXABLE GO LTD TAX	3531727W3	1,400,000	\$98.056	\$1,372,784.00	\$11,900.00	\$1,400,000.00	
00.85000% 06/01/2026 VAR PURP REF BDS	CASH						
SER. 2021 B							
LIMITED GEN OBLIG							
MOODY'S Aaa /S&P AAA							
CPN PMT SEMI-ANNUAL							
ON DEC 01, JUN 01							

Fifth Third Securities, Inc.

Account carried with National Financial Services LLC, Member
NYSE, SIPC

MN _CEBLNNRFBKKMDH_BBBBB 20211029

Statement for the Period October 1, 2021 to October 31, 2021

MEDINA CITY SCHOOLS - Corporation
Account Number: [REDACTED]



HOLDINGS > FIXED INCOME *continued*

Description	Symbol/Cusip Account Type	Quantity	Estimated Price on 10/31/21	Estimated Current Market Value	Estimated Annual Income	Original/Adjusted Cost Basis	Unrealized Gain (Loss)
FRANKLIN CNTY OHIO TAXABLE GO LTD TAX	3531727W3	<i>continued</i>					
1ST CPN DTE 12/01/2021							
Next Interest Payable: 12/01/21							
Accrued Interest \$3768.33							
Average Unit Cost \$100.00							
Client Investment \$1,400,000.00							
Adjusted Cost Basis						\$1,400,000.00 D	(\$27,216.00)
Total Municipal Bonds		3,415,000		\$3,423,595.00	\$91,115.00	\$3,442,404.66	(\$18,809.66)
U.S. Treasury / Agency Securities							
FEDERAL NATL MTG ASSN NOTE 0.42000%	3135G06E8	275,000	\$99.096	\$272,514.00	\$1,155.00	\$274,835.00	
11/18/2024	CASH						
MOODY'S Aaa /S&P AA+							
CPN PMT SEMI-ANNUAL							
ON MAY 18, NOV 18							
Next Interest Payable: 11/18/21							
CALLABLE ON 11/18/2022 @ 100.0000							
Accrued Interest \$522.96							
Average Unit Cost \$99.94							
Client Investment \$274,835.00							
Adjusted Cost Basis						\$274,835.00 D	(\$2,321.00)
FEDERAL FARM CR BKS BOND 0.53000%	3133EMFC1	1,000,000	\$99.054	\$990,540.00	\$5,300.00	\$998,500.00	
07/29/2025	CASH						
MOODY'S Aaa /S&P AA+							
CPN PMT SEMI-ANNUAL							
ON JAN 29, JUL 29							
Next Interest Payable: 01/29/22							
CONTINUOUSLY CALLABLE FROM 10/29/2021							
CALLABLE ON 11/04/2021 @ 100.0000							
Accrued Interest \$1354.44							
Average Unit Cost \$99.85							
Client Investment \$998,500.00							
Adjusted Cost Basis						\$998,500.00 D	(\$7,960.00)
FEDERAL FARM CR BKS BOND 0.61000%	3133EL4W1	1,000,000	\$98.72	\$987,200.00	\$6,100.00	\$1,000,000.00	
08/25/2025	CASH						
MOODY'S Aaa /S&P AA+							
CPN PMT SEMI-ANNUAL							
ON FEB 25, AUG 25							

Fifth Third Securities, Inc.

Account carried with National Financial Services LLC, Member
NYSE, SIPC

MN_CEBLNNRFBKKMDH_BBBB 20211029

Statement for the Period October 1, 2021 to October 31, 2021

MEDINA CITY SCHOOLS - Corporation

Account Number: [REDACTED]



HOLDINGS > FIXED INCOME *continued*

Description	Symbol/Cusip Account Type	Quantity	Estimated Price on 10/31/21	Estimated Current Market Value	Estimated Annual Income	Original/Adjusted Cost Basis	Unrealized Gain (Loss)
FEDERAL FARM CR BKS BOND 0.61000%	3133EL4W1	continued					
Next Interest Payable: 02/25/22							
CONTINUOUSLY CALLABLE FROM 02/25/2021							
CALLABLE ON 11/04/2021 @ 100.0000							
Accrued Interest \$1118.33							
Average Unit Cost \$100.00							
Client Investment \$1,000,000.00							
Adjusted Cost Basis						\$1,000,000.00 D	(\$12,800.00)
FEDERAL HOME LOAN BA SER L7-2026	3130ALVT8	1,000,000	\$99.47	\$994,700.00	\$5,000.00	\$1,000,000.00	
0.50000% 04/14/2026	CASH						
MOODY'S Aaa /S&P AA+							
CPN PMT SEMI-ANNUAL							
ON OCT 14, APR 14							
Next Interest Payable: 04/14/22							
CALLABLE ON 01/14/2022 @ 100.0000							
STEP COUPON							
RESET FREQUENCY TERM MODE							
NEXT RESET 04/14/2023							
Accrued Interest \$236.11							
Average Unit Cost \$100.00							
Client Investment \$1,000,000.00							
Adjusted Cost Basis						\$1,000,000.00 D	(\$5,300.00)
FEDERAL HOME LOAN BA SER TX-9026	3130ANZM5	700,000	\$99.009	\$693,063.00	\$4,200.00	\$698,999.00	
0.60000% 09/30/2026	CASH						
MOODY'S Aaa /S&P AA+							
CPN PMT SEMI-ANNUAL							
ON MAR 30, SEP 30							
1ST CPN DTE 03/30/2022							
Next Interest Payable: 03/30/22							
CALLABLE ON 12/30/2021 @ 100.0000							
STEP COUPON							
RESET FREQUENCY TERM MODE							
NEXT RESET 03/30/2022 @ 0.65000							
Accrued Interest \$350.00							
Average Unit Cost \$99.86							

Fifth Third Securities, Inc.

MN_CEBLNNRFBKKMDH_BBBB 20211029

Account carried with National Financial Services LLC, Member
NYSE, SIPC

Statement for the Period October 1, 2021 to October 31, 2021

MEDINA CITY SCHOOLS - Corporation
Account Number: [REDACTED]



HOLDINGS > FIXED INCOME *continued*

Description	Symbol/Cusip Account Type	Quantity	Estimated Price on 10/31/21	Estimated Current Market Value	Estimated Annual Income	Original/Adjusted Cost Basis	Unrealized Gain (Loss)
FEDERAL HOME LOAN BA SER TX-9026	3130ANZM5	continued					
Client Investment	\$698,999.00						
Adjusted Cost Basis						\$698,999.00 D	(\$5,936.00)
Total U.S. Treasury / Agency Securities		3,975,000		\$3,938,017.00	\$21,755.00	\$3,972,334.00	(\$34,317.00)
Total Fixed Income		10,035,000		\$10,061,107.03	\$158,881.50	\$10,059,738.66	\$1,368.37
Total Fixed Income Client Investment	\$10,129,347.25						
Total Securities				\$10,061,107.03	\$158,881.50	\$10,059,738.66	\$1,368.37
TOTAL PORTFOLIO VALUE				\$10,072,566.42	\$158,881.50	\$10,059,738.66	\$1,368.37
TOTAL CLIENT INVESTMENT	\$10,129,347.25						

Activity

NFS-provided cost basis, realized gain (loss) and holding period information may not reflect all adjustments necessary for tax purposes. Please refer to Footnotes and Cost Basis Information at the end of this statement for more information.

PURCHASES, SALES, AND REDEMPTIONS

Settlement Date	Account Type	Transaction	Description	Quantity	Amount	Total Cost Basis	Realized Gain (Loss)
Securities Purchased							
10/18/21	CASH	YOU BOUGHT	FEDERAL HOME LOAN BA SER TX-9026 0.60000% 09/30/2026 SOLICITED ORDER @ 99.857 Accrued Interest: \$210.00	700,000	(\$699,209.00)	\$698,999.00	
Total Securities Purchased					(\$699,209.00)		

Fifth Third Securities, Inc.

MN_CEBLNNRFBKKMDH_BBBBB 20211029

Account carried with National Financial Services LLC, Member
NYSE, SIPC

Statement for the Period October 1, 2021 to October 31, 2021

MEDINA CITY SCHOOLS - Corporation

Account Number: [REDACTED]



ACTIVITY > CORE FUND ACTIVITY

For more information about the operation of your core account, please refer to your Customer Agreement.

Settlement Date	Account Type	Transaction	Description	Quantity	Amount
10/01/21	CASH	YOU BOUGHT	FEDERATED HERMES GOVT OBLIGATIONS IS @ 1	12.45	(\$12.45)
10/04/21	CASH	YOU BOUGHT	FEDERATED HERMES GOVT OBLIGATIONS IS @ 1	1,468.76	(\$1,468.76)
10/08/21	CASH	YOU BOUGHT	FEDERATED HERMES GOVT OBLIGATIONS IS @ 1	156.9	(\$156.90)
10/14/21	CASH	YOU BOUGHT	FEDERATED HERMES GOVT OBLIGATIONS IS @ 1	2,500	(\$2,500.00)
10/15/21	CASH	YOU BOUGHT	FEDERATED HERMES GOVT OBLIGATIONS IS @ 1	739.31	(\$739.31)
10/18/21	CASH	YOU SOLD	FEDERATED HERMES GOVT OBLIGATIONS IS @ 1	(698,715.64)	\$698,715.64
10/28/21	CASH	YOU BOUGHT	FEDERATED HERMES GOVT OBLIGATIONS IS @ 1	443.84	(\$443.84)
10/29/21	CASH	YOU SOLD	FEDERATED HERMES GOVT OBLIGATIONS IS @ 1	(5,814.62)	\$5,814.62
TOTAL CORE FUND ACTIVITY					\$699,209.00

ACTIVITY > ADDITIONS AND WITHDRAWALS > OTHER ADDITIONS AND WITHDRAWALS

Date	Account Type	Transaction	Description	Quantity	Amount
Other Additions and Withdrawals					
10/29/21	CASH	WIRE TRANS TO BANK	WD64830261 THE HUNTINGTON NATIONAL BANK [REDACTED]		(\$5,814.62)
Total Other Additions and Withdrawals					(\$5,814.62)

Fifth Third Securities, Inc.

MN _CEBLNNRFBKKMDH_BBBB 20211029

Account carried with National Financial Services LLC, Member NYSE, SIPC

Statement for the Period October 1, 2021 to October 31, 2021

MEDINA CITY SCHOOLS - Corporation
Account Number: [REDACTED]



ACTIVITY *continued*

	Amount
TOTAL ADDITIONS AND WITHDRAWALS	(\$5,814.62)

ACTIVITY > INCOME > TAXABLE INCOME

Settlement Date	Account Type	Transaction	Description	Quantity	Amount
Taxable Dividends					
09/30/21	CASH	DIVIDEND RECEIVED	FEDERATED HERMES GOVT OBLIGATIONS IS DIVIDEND RECEIVED		\$12.45
Total Taxable Dividends					\$12.45
Taxable Interest					
10/03/21	CASH	INTEREST	FIRST SOURCE BK SOUTH BEND IND CD 1.35000% 08/03/2023		\$1,468.76
10/08/21	CASH	INTEREST	MORGAN STANLEY BK N A CD 0.25000% 01/08/2024		\$156.90
10/14/21	CASH	INTEREST	FEDERAL HOME LOAN BA SER L7-2026 0.50000% 04/14/2026		\$2,500.00
10/15/21	CASH	INTEREST	CFBANK FAIRLAWN OH CD 2.80000% 03/15/2024		\$540.82
10/15/21	CASH	INTEREST	EVERGREEN BK GROUP ILL CD 1.05000% 04/17/2023		\$198.49
10/16/21	CASH	INTEREST	MEDALLION BK UTAH CD 2.45000% 02/16/2022		\$493.36
10/28/21	CASH	INTEREST	STATE BK REESEVILLE WIS CD 2.25000% 06/28/2024		\$443.84
Total Taxable Interest					\$5,802.17
Total Taxable Income					\$5,814.62

Fifth Third Securities, Inc.

MN_CEBLNNRFBKKMDH_BBBBB 20211029

Account carried with National Financial Services LLC, Member NYSE, SIPC

Brokerage

Account Statement

October 1, 2021 - October 31, 2021

Account Number: [REDACTED]

MEDINA CITY SCHOOLS
739 WEYMOUTH RD
MEDINA OH 44256-2037

Portfolio at a Glance

	This Period
BEGINNING ACCOUNT VALUE	\$12,392,407.28
Deposits (Cash & Securities)	497,000.00
Withdrawals (Cash & Securities)	-257,984.61
Dividends, Interest and Other Income	5,620.78
Net Change in Portfolio¹	-23,811.18
ENDING ACCOUNT VALUE	\$12,613,232.27
Estimated Annual Income	\$97,181.50

¹ Net Change in Portfolio is the difference between the ending account value and beginning account value after activity.

Asset Summary

Percent	Asset Type	Last Period	This Period
1%	Cash, Money Funds, and Bank Deposits	9,295.91	4,932.08
99%	Fixed Income	12,383,111.37	12,608,300.19
100%	Account Total	\$12,392,407.28	\$12,613,232.27

Please review your allocation periodically with your Account Executive.

Client Service Information

Your Account Executive: ATT
ANDREW CARDINALI

Contact Information**E-Mail:** customerservice@mbssecurities.com**Client Service Information****Service Hours:** Weekdays 09:00 a.m. - 05:00 p.m. (EST)**Client Service Telephone Number:** (800) 967-9045**Web Site:** WWW.MBSSECURITIES.COM

Your Account Information

INVESTMENT OBJECTIVE

Investment Objective: NONE SPECIFIED

Please discuss your investment objective with your Account Executive.

TAX LOT DEFAULT DISPOSITION METHOD

Default Method for Mutual Funds: First In First Out

Default Method for Stocks in a Dividend Reinvestment Plan: First In First Out

Default Method for all Other Securities: First In First Out

BOND AMORTIZATION ELECTIONS

Amortize premium on taxable bonds based on Constant Yield Method: Yes

Accrual market discount method for all other bond types: Constant Yield Method

Include market discount in income annually: No

ELECTRONIC DELIVERY

Your electronic delivery selections for account communications are listed below:

Electronic Delivery

Enrollment Communication

- ☒ Statements and Reports
- ☒ Trade Confirmations
- ☒ Tax Documents
- ☒ Notifications
- ☒ Prospectus
- ☒ Proxy/Shareholder Communications

You have not enrolled any of the above documents for electronic delivery. Please log in to your account or contact your Account Executive to make any changes to your electronic delivery preferences.

Income and Expense Summary

	Current Period		Year-to-Date	
	Taxable	Non Taxable	Taxable	Non Taxable
Interest Income				
Bond Interest	0.00	0.00	5,702.26	0.00
Other Interest	5,620.78	0.00	118,753.91	0.00
Total Income	\$5,620.78	\$0.00	\$124,456.17	\$0.00

Accrued Interest Summary

	Current Period		Year-to-Date	
	Taxable	Non Taxable	Taxable	Non Taxable
Accrued Interest Paid				
Certificates of Deposit	0.00	0.00	-32.83	0.00
U.S. Government Bonds	0.00	0.00	-252.18	0.00
Total Accrued Interest Paid	\$0.00	\$0.00	-\$285.01	\$0.00



**MBS MULTI-BANK SECURITIES, INC.***

1000 Town Center, Suite 2500
 Southfield, MI 48075
 (800) 967-9045

Member of FINRA & SIPC; MSRB Registered.

October 1, 2021 - October 31, 2021
 MEDINA CITY SCHOOLS

Portfolio Holdings

Description	Quantity	Opening Balance	Closing Balance	Accrued Income	30-Day Yield
CASH, MONEY FUNDS AND BANK DEPOSITS 1.00% of Portfolio					
Cash Balance		9,295.91	4,932.08		
TOTAL CASH, MONEY FUNDS AND BANK DEPOSITS		\$9,295.91	\$4,932.08	\$0.00	

Description	Quantity	Market Price	Market Value	Accrued Interest	Estimated Annual Income	Estimated Yield
FIXED INCOME 99.00% of Portfolio (In Maturity Date Sequence)						
Certificates of Deposit						
MAIN STR BK CORP WHEELING WV CTF DEP 2.950% 02/01/22 DTD 02/01/19 ACT/365 1ST CPN DTE 05/01/19 Security Identifier: 56034WAS0	248,000.000	100.7410	249,837.68	1,823.99	7,316.00	2.92%
UBS BK USA SALT LAKE CITY UT CTF DEP 1.000% 03/11/22 B/E DTD 03/11/20 ACT/365 1ST CPN DTE 04/11/20 Security Identifier: 90348JSW1	248,000.000	100.3360	248,833.28	135.89	2,480.00	0.99%
PINNACLE BK NASHVILLE TENN CTF DEP ACT/365 1.000% 05/06/22 B/E DTD 05/06/20 ACT/365 Security Identifier: 72345SKR1	248,000.000	100.4700	249,165.60	1,209.42	2,480.00	0.99%
DELTA NATL BK & TR CO NEW YORK NY CTF DEP 1.100% 08/03/22 B/E DTD 03/30/20 ACT/365 Security Identifier: 24773RBM6	91,000.000	100.7660	91,697.06	85.02	1,001.00	1.09%
CAPITAL ONE NATL ASSN MCLEAN VA CTF DEP 2.050% 08/15/22 DTD 08/14/19 ACT/365 Security Identifier: 14042RMX6	248,000.000	101.5500	251,844.00	1,086.44	5,084.00	2.01%
LAKELAND BK NFLD N J CTF DEP 1.100% 09/30/22 B/E DTD 03/30/20 ACT/365 1ST CPN DTE 09/30/20 Security Identifier: 511640AX2	248,000.000	100.8710	250,160.08	231.69	2,728.00	1.09%
SYNOVUS BK COLUMBUS GA CTF DEP 1.400% 10/17/22 B/E DTD 04/17/20 ACT/365 1ST CPN DTE 10/17/20 Security Identifier: 87164DRV4	248,000.000	101.1920	250,956.16	133.17	3,472.00	1.38%
SALLIE MAE BK SALT LAKE CITY UT CTF DEP 2.650% 01/31/23 DTD 01/31/18 ACT/365 1ST CPN DTE 07/31/18 Security Identifier: 795450J71	246,000.000	103.0070	253,397.22	1,643.15	6,519.00	2.57%
EAGLEBANK BETHESDA MD CTF DEP 1.650% 03/06/23 DTD 03/06/20 ACT/365 1ST CPN DTE 04/06/20 Security Identifier: 27002YEV4	248,000.000	101.8420	252,568.16	280.27	4,092.00	1.62%



Portfolio Holdings (continued)

Description	Quantity	Market Price	Market Value	Accrued Interest	Estimated Annual Income	Estimated Yield
FIXED INCOME (continued)						
Certificates of Deposit (continued)						
LIVE OAK BKG CO WILMINGTON N C CTF DEP 1.550% 03/06/23 DTD 03/06/20 ACT/365 Security Identifier: 538036JZ8	100,000.000	101.7070	101,707.00	127.40	1,550.00	1.52%
BANKUNITED NATL ASSN MIAMI LAKES FL CTF DEP 0.250% 03/20/23 B/E DTD 03/19/21 ACT/365 Security Identifier: 066519QQ5	248,000.000	99.9310	247,828.88	20.38	620.00	0.25%
MAINSTREET BK FAIRFAX VA CTF DEP ACT/365 0.200% 03/29/23 B/E DTD 03/29/21 ACT/365 Security Identifier: 56065GAL2	248,000.000	99.8480	247,623.04	2.72	496.00	0.20%
AMERICAN EXPRESS NATL BK BROKERED INTL CTF DEP PROGRAM INSTL CTF DEP 1.450% 03/31/23 B/E DTD 03/31/20 Security Identifier: 02589AB50	248,000.000	101.6210	252,020.08	305.41	3,596.00	1.42%
BANK LEUMI USA NEW YORK N Y CTF DEP 1.450% 03/31/23 B/E DTD 03/31/20 ACT/365 1ST CPN DTE 09/30/20 Security Identifier: 063248KR8	248,000.000	101.6210	252,020.08	305.41	3,596.00	1.42%
NORTHSTAR BK BAD AXE MICH CTF DEP 1.150% 03/31/23 B/E DTD 03/31/20 ACT/365 1ST CPN DTE 04/30/20 Security Identifier: 66704MEQ0	248,000.000	101.1940	250,961.12	0.00	2,852.00	1.13%
WEBBANK SALT LAKE CITY UTAH CTF DEP 0.200% 05/01/23 B/E DTD 04/30/21 ACT/365 CALLABLE 10/30/21 Security Identifier: 947547MS1	246,000.000	99.7990	245,505.54	1.35	492.00	0.20%
M Y SAFRA BK FSB NEW YORK N Y CTF DEP 0.250% 05/26/23 B/E DTD 11/27/20 ACT/365 CALLABLE 11/27/21 Security Identifier: 55406JBL5	248,000.000	99.8350	247,590.80	266.68	620.00	0.25%
INVESTORS CMNTY BK MANITOWOC WIS CTF DEP 0.400% 06/26/23 B/E DTD 06/24/20 ACT/365 Security Identifier: 46147UUC2	246,000.000	100.0250	246,061.50	18.87	984.00	0.39%
HINGHAM INSTN SVGS MASS CTF DEP 0.200% 06/28/23 B/E DTD 06/28/21 ACT/365 1ST CPN DTE 12/28/21 Security Identifier: 433323EA6	248,000.000	99.6980	247,251.04	169.86	496.00	0.20%
WEX BK MIDVALE UTAH CTF DEP 0.250% 06/30/23 B/E DTD 06/30/21 ACT/365 1ST CPN DTE 12/30/21 Security Identifier: 92937CKM9	248,000.000	99.7780	247,449.44	208.93	620.00	0.25%
INDUSTRIAL & COML BK CHINA USA NATL ASSN N Y 0.250% 07/21/23 B/E DTD 07/22/21 ACT/365 Security Identifier: 45581ECL3	246,000.000	99.7390	245,357.94	170.18	615.00	0.25%
GOLDMAN SACHS BK USA NEW YORK CTF DEP 0.250% 08/07/23 B/E DTD 05/05/21 ACT/365 CALLABLE 11/05/21 Security Identifier: 38149MWB5	246,000.000	99.7090	245,284.14	43.81	615.00	0.25%

**MULTI-BANK SECURITIES, INC.***

1000 Town Center, Suite 2500
Southfield, MI 48075
(800) 967-9045

Member of FINRA & SIPC; MSRB Registered.

October 1, 2021 - October 31, 2021
MEDINA CITY SCHOOLS

Portfolio Holdings (continued)

Description	Quantity	Market Price	Market Value	Accrued Interest	Estimated Annual Income	Estimated Yield
FIXED INCOME (continued)						
Certificates of Deposit (continued)						
LIVE OAK BKG CO WILMINGTON N C CTF DEP 1.600% 09/06/23 DTD 03/06/20 ACT/365 Security Identifier: 538036KB9	147,000.000	102.1440	150,151.68	193.32	2,352.00	1.56%
SYNCHRONY BK RETAIL CTF DEP FIDELITY INSTL CTF DEP 0.350% 09/11/23 DTD 09/10/21 ACT/365 Security Identifier: 87165FZV9	248,000.000	99.8260	247,568.48	121.28	868.00	0.35%
BANK HAPOALIM B M NEW YORK BRH CTF DEP 0.300% 09/14/23 B/E DTD 09/14/20 ACT/365 1ST CPN DTE 03/14/21 Security Identifier: 06251A2E9	246,000.000	99.7270	245,328.42	95.03	738.00	0.30%
BANKWEST INC PIERRE S D CTF DEP 1.250% 10/24/23 B/E DTD 04/24/20 ACT/365 1ST CPN DTE 05/15/20 Security Identifier: 06652CHH7	248,000.000	101.5260	251,784.48	135.89	3,100.00	1.23%
NEW YORK CMNTY BK WESTBURY NEW YORK CTF DEP 0.300% 11/09/23 B/E DTD 11/09/20 ACT/365 Security Identifier: 649447UE7	248,000.000	99.6150	247,045.20	356.71	744.00	0.30%
BMW BK NORTH AMER SALT LAKE CITY UTAH CTF DEP 0.350% 01/16/24 B/E DTD 07/16/21 ACT/365 Security Identifier: 05580AA95	246,000.000	99.5800	244,966.80	252.40	861.00	0.35%
DELTA NATL BK & TR CO NEW YORK NY CTF DEP 1.200% 03/04/24 B/E DTD 03/31/20 ACT/365 Security Identifier: 24773RBN4	141,000.000	101.4600	143,058.60	143.70	1,692.00	1.18%
THIRD FED SVGS & LN ASSN OF CLEVELAND CTF DEP 0.400% 03/15/24 B/E DTD 09/15/21 ACT/365 Security Identifier: 88413QDC9	245,000.000	99.5660	243,936.70	123.51	980.00	0.40%
PREFERRED BK LOS ANGELES CALIF CTF DEP 1.100% 03/27/24 DTD 03/27/20 ACT/365 Security Identifier: 740367KG1	227,000.000	101.2160	229,760.32	27.36	2,497.00	1.08%
SECURITY ST BK FARWELL TEX CTF DEP 0.400% 03/28/24 B/E DTD 03/31/21 ACT/365 CALLABLE 10/31/21 Security Identifier: 81500JBG7	248,000.000	99.5210	246,812.08	0.00	992.00	0.40%
PACIFIC WESTN BK BEVERLY HILLS CALIF CTF DEP 1.300% 04/16/24 B/E DTD 04/16/20 ACT/365 Security Identifier: 69506YRH4	248,000.000	101.6960	252,206.08	132.49	3,224.00	1.27%



Portfolio Holdings (continued)

Description	Quantity	Market Price	Market Value	Accrued Interest	Estimated Annual Income	Estimated Yield
FIXED INCOME (continued)						
Certificates of Deposit (continued)						
CENTERSTATE BK FLA NA WINTERHAVEN FL CTF DEP 1.050% 04/30/24 B/E DTD 04/30/20 ACT/365 Security Identifier: 15201QDH7	248,000.000	101.0730	250,661.04	7.13	2,604.00	1.03%
LINCOLN SVGS BK REINBECK IOWA CTF DEP CT/365 0.600% 06/24/24 B/E DTD 06/24/20 ACT/365 Security Identifier: 534732AV4	248,000.000	99.8490	247,625.52	28.54	1,488.00	0.60%
FIRST KEYSTONE CMNTY BK BERWICK PA CTF DEP 0.600% 06/28/24 B/E DTD 06/30/20 ACT/365 Security Identifier: 32065RAK1	248,000.000	99.8350	247,590.80	4.08	1,488.00	0.60%
FLAGSTAR BK FSB TROY MICH CTF DEP 0.500% 07/17/24 B/E DTD 07/17/20 ACT/365 1ST CPN DTE 01/17/21 Security Identifier: 33847E3V7	248,000.000	99.5310	246,836.88	360.11	1,240.00	0.50%
TOYOTA FINL SVGS BK HEND NV CTF DEP 0.600% 08/12/24 B/E DTD 08/12/21 ACT/365 1ST CPN DTE 02/12/22 Security Identifier: 89235MLG4	248,000.000	99.7430	247,362.64	326.14	1,488.00	0.60%
INSTITUTION FOR SVGS IN NEWBURYPORT & ITS VIC MA CTF DEP 0.700% 10/28/24 B/E DTD 10/28/21 ACT/365 Security Identifier: 45780PBB0	249,000.000	99.8530	248,633.97	14.33	1,743.00	0.70%
MAGNOLIA BK INC KY CTF DEP 0.400% 10/30/24 B/E DTD 10/30/20 ACT/365 CALLABLE 10/30/21 Security Identifier: 559582AK7	247,000.000	98.9540	244,416.38	2.71	988.00	0.40%
COMMERCIAL BK WEST LIBERTY KY CTF DEP 1.100% 03/17/25 DTD 03/17/20 ACT/365 CALLABLE 11/17/21 Security Identifier: 201525AC6	248,000.000	100.0530	248,131.44	104.64	2,728.00	1.09%
STATE BK INDIA CHICAGO ILL CTF DEP 0.950% 07/10/25 B/E DTD 07/10/20 ACT/365 1ST CPN DTE 01/10/21 Security Identifier: 856283P26	246,000.000	100.6020	247,480.92	723.51	2,337.00	0.94%
BANK BARODA NEW YORK BRH CTF DEP 0.650% 07/22/25 B/E DTD 07/22/20 ACT/365 1ST CPN DTE 01/22/21 Security Identifier: 06063HMT7	246,000.000	99.4990	244,767.54	442.46	1,599.00	0.65%
TEXAS EXCHANGE BK SSB CROWLEY CTF DEP 0.850% 11/14/25 B/E DTD 10/08/21 ACT/365 CALLABLE 01/08/22 Security Identifier: 88241TLZ1	248,000.000	100.1490	248,369.52	132.83	2,108.00	0.84%
TIAA FSB JACKSONVILLE FLA CTF DEP 0.500% 02/12/26 B/E DTD 02/12/21 ACT/365 Security Identifier: 87270LDL4	246,000.000	98.4030	242,071.38	269.59	1,230.00	0.50%
Total Certificates of Deposit	10,603,000.000		\$10,641,686.71	\$12,267.80	\$91,413.00	

**MBS MULTI-BANK SECURITIES, INC.***

1000 Town Center, Suite 2300
Southfield, MI 48075
(800) 967-9045

Member of FINRA & SIPC; MSRB Registered.

October 1, 2021 - October 31, 2021
MEDINA CITY SCHOOLS

Portfolio Holdings (continued)

Description	Quantity	Market Price	Market Value	Accrued Interest	Estimated Annual Income	Estimated Yield
FIXED INCOME (continued)						
U.S. Government Bonds						
FEDERAL FARM CR BKS CONS SYSTEMWIDE BDS 0.140% 05/18/23 B/E DTD 05/18/21 CALLABLE 11/03/21 @ 100.000 Moody Rating Aaa S & P Rating AA+ Security Identifier: 3133EMZPO	495,000.000	99.6360	493,198.20	313.78	693.00	0.14%
FEDERAL AGRIC MTG CORP MEDIUM TERM NTS FED 0.260% 09/29/23 B/E DTD 09/29/20 CALLABLE 12/29/21 Security Identifier: 31422BW97	740,000.000	99.7560	738,194.40	171.02	1,924.00	0.26%
FEDERAL HOME LN MTG CORP MEDIUM TERM NTS FED 0.300% 12/29/23 B/E DTD 09/29/20 CALLABLE 12/29/21 Moody Rating Aaa Security Identifier: 3134GWTY2	248,000.000	99.4170	246,554.16	252.13	744.00	0.30%
FEDERAL HOME LN BKS CONS BD 0.350% 04/23/24 B/E DTD 06/23/21 CALLABLE 12/23/21 @ 100.000 Moody Rating Aaa S & P Rating AA+ Security Identifier: 3130AMQQ8	245,000.000	99.5280	243,843.60	304.89	857.50	0.35%
FEDERAL HOME LN MTG CORP MEDIUM TERM NTS FED 0.625% 09/15/25 B/E DTD 09/15/20 CALLABLE 09/15/22 Moody Rating Aaa Security Identifier: 3134GWB70	248,000.000	98.7190	244,823.12	198.06	1,550.00	0.63%
Total U.S. Government Bonds	1,976,000.000		\$1,966,613.48	\$1,239.88	\$5,768.50	
TOTAL FIXED INCOME	12,579,000.000		\$12,608,300.19	\$13,507.68	\$97,181.50	
				Accrued Interest	Estimated Annual Income	
Total Portfolio Holdings			Market Value \$12,613,232.27	\$13,507.68	\$97,181.50	

Portfolio Holdings Disclosures**Pricing**

This section includes the net market value of the securities in your account on a settlement date basis, including short positions, at the close of the statement period. The market prices, unless otherwise noted, have been obtained from independent vendor services, which we believe to be reliable. In some cases the pricing vendor may provide prices quoted by a single broker or market maker. Market prices do not constitute a bid or an offer, and may differ from the actual sale price. Securities for which a price is not available are marked "N/A" and are omitted from the Total.

THE AS OF PRICE DATE ONLY APPEARS WHEN THE PRICE DATE DOES NOT EQUAL THE STATEMENT DATE.



Portfolio Holdings Disclosures (continued)

Estimated Annual Figures

The estimated annual income (EAI) and estimated annual yield (EAY) figures are estimates and for informational purposes only. These figures are not considered to be a forecast or guarantee of future results. These figures are computed using information from providers believed to be reliable; however, no assurance can be made as to the accuracy. Since interest and dividend rates are subject to change at any time, and may be affected by current and future economic, political, and business conditions, they should not be relied on for making investment, trading, or tax decisions. These figures assume that the position quantities, interest and dividend rates, and prices remain constant. A capital gain or return of principal may be included in the figures for certain securities, thereby overstating them. Refer to www.pershing.com/disclosures for specific details as to formulas used to calculate the figures. Accrued interest represents interest earned but not yet received.

Reinvestment

The dollar amount of Mutual Fund distributions, Money Market Fund dividend income, Bank Deposit interest income, or dividends for other securities shown on your statement may have been reinvested. You will not receive confirmation of these reinvestments. Upon written request to your financial institution, information pertaining to these transactions, including the time of execution and the name of the person from whom your security was purchased, may be obtained. In dividend reinvestment transactions, Pershing acts as your agent and receives payment for order flow.

Option Disclosure

Information with respect to commissions and other charges incurred in connection with the execution of option transactions has been included in confirmations previously furnished to you. A summary of this information is available to you promptly upon your written request directed to your introducing firm. In order to assist your introducing firm in maintaining current background and financial information concerning your option accounts, please promptly advise them in writing of any material change in your investment objectives or financial situation. Expiring options which are valuable are exercised automatically pursuant to the exercise by exception procedure of the Options Clearing Corporation. Additional information regarding this procedure is available upon written request to your introducing firm.

Certificates of Deposit

Certificates of Deposit acquired through the Certificate of Deposit Account Registry Service ("CDARS") and held in your brokerage account are subject to Securities Investor Protection Corporation (SIPC) coverage. Please see additional information about SIPC under Important Information and Disclosures on this statement.

Please be advised that the secondary market for CDs is generally illiquid; the actual value of CDs may be different from their purchase price; and a significant loss of principal could result if your CDs are sold prior to maturity. In the event that the CDs listed above do not indicate a market valuation, an accurate market value could not be determined. In the event that a price is listed above for your CDs, Pershing has obtained a price from sources deemed to be reliable or has priced your CDs using a matrix formula. Prices are estimates and the actual value you may obtain for your CD may be different if you elect to sell your CD in the secondary market.

Foreign Currency Transactions

Pershing will execute foreign currency transactions as principal for your account. Pershing may automatically convert foreign currency to or from U.S. dollars for dividends and similar corporate action transactions unless you instruct your financial organization otherwise. Pershing's currency conversion rate will not exceed the highest interbank conversion rate identified from customary banking sources on the conversion date or the prior business day, increased by up to 1%, unless a particular rate is required by applicable law. Your financial organization may also increase the currency conversion rate. This conversion rate may differ from rates in effect on the date you executed a transaction, incurred a charge, or received a credit. Transactions converted by agents (such as depositories) will be billed at the rates such agents use.

Proxy Vote

Securities not fully paid for in your margin account may be lent by Pershing to itself or others in accordance with the terms outlined in the Margin Agreement. The right to vote your shares held on margin may be reduced by the amount of shares on loan. The Proxy Voting Instruction Form sent to you may reflect a smaller number of shares entitled to vote than the number of shares in your margin account.

Ratings

This statement may contain credit rating information obtained from Standard & Poor's. Reproducing and distributing any information received from Standard & Poor's is not permitted without prior written authorization from Standard & Poor's. Standard & Poor's does not guarantee the accuracy, completeness, timeliness or availability of any information. Standard & Poor's is not responsible for any errors or omissions, regardless of the cause, or for the results of using such content. Standard & Poor's makes no express or implied warranties

October 1, 2021 - October 31, 2021
MEDINA CITY SCHOOLS

Portfolio Holdings Disclosures (continued)
Ratings (continued)

including warranties of merchantability or fitness for a particular purpose. Standard & Poor's shall not be legally responsible for any fees, costs, expenses or losses in connection with the use of their content. Credit ratings are opinions and not statements of facts; are not recommendations to purchase, hold or sell securities; and do not address suitability for investment purpose. Credit ratings should not be relied upon as investment advice.

Activity Summary (All amounts shown are in base currency)

	Credits This Period	Debits This Period	Net This Period	Credits Year-to-Date	Debits Year-to-Date	Net Year-to-Date
Securities						
Securities Bought	0.00	-497,000.00	-497,000.00	0.00	-4,447,467.76	-4,447,467.76
Total Securities	\$0.00	-\$497,000.00	-\$497,000.00	\$0.00	-\$4,447,467.76	-\$4,447,467.76
Dividends and Interest	\$5,620.78	\$0.00	\$5,620.78	\$124,456.17	\$0.00	\$124,456.17
Distributions	\$248,000.00	\$0.00	\$248,000.00	\$5,186,000.00	\$0.00	\$5,186,000.00
Cash						
Withdrawals	0.00	-257,984.61	-257,984.61	0.00	-5,310,469.36	-5,310,469.36
Deposits	497,000.00	0.00	497,000.00	4,447,454.17	0.00	4,447,454.17
Total Cash	\$497,000.00	-\$257,984.61	\$239,015.39	\$4,447,454.17	-\$5,310,469.36	-\$863,015.19
Totals	\$750,620.78	-\$754,984.61	-\$4,363.83	\$9,757,910.34	-\$9,757,937.12	-\$26.78

Transactions by Type of Activity

Process/ Settlement Date	Trade/ Transaction Date	Activity Type	Description	Quantity	Price	Accrued Interest	Amount	Currency
Securities Bought and Sold								
10/08/21	09/29/21	PURCHASED 88241TLZ1	TEXAS EXCHANGE BK SSB CROWLEY CTF DEP 0.850% 11/14/25 B/E DTD 10/08/21 YLD .850 TO PAR	248,000.000	100.0000		-248,000.00	USD
10/28/21	10/19/21	PURCHASED 45780PBBO	INSTITUTION FOR SVGS IN NEWBURYPORT & ITS VIC MA CTF DEP 0.700% 10/28/24 B/E DTD 10/28/21 CLB YLD .700 TO PAR	249,000.000	100.0000		-249,000.00	USD
Total Securities Bought and Sold						\$0.00	-\$497,000.00	USD

Transactions by Type of Activity (continued)

Process/ Settlement Date	Trade/ Transaction Date	Activity Type	Description	Quantity	Price	Accrued Interest	Amount	Currency
Dividends and Interest								
10/01/21		BOND INTEREST RECEIVED 538036JZ8	100000 LIVE OAK BKG CO WILMINGTON N C CTF DEP 1.550% 03/06/23 DTD 03/06/20 RD 09/16 PD 10/01/21				127.40	USD
10/01/21		BOND INTEREST RECEIVED 538036KB9	147000 LIVE OAK BKG CO WILMINGTON N C CTF DEP 1.600% 09/06/23 DTD 03/06/20 RD 09/16 PD 10/01/21				193.31	USD
10/05/21		BOND INTEREST RECEIVED 38149MWB5	246000 GOLDMAN SACHS BK USA NEW YORK CTF DEP 0.250% 08/07/23 B/E DTD 05/05/21 CLB RD 09/20 PD 10/05/21				50.55	USD
10/06/21		BOND INTEREST RECEIVED 27002YEV4	248000 EAGLEBANK BETHESDA MD CTF DEP 1.650% 03/06/23 DTD 03/06/20 RD 09/21 PD 10/06/21				336.33	USD
10/12/21		BOND INTEREST RECEIVED 90348JSW1	248000 UBS BK USA SALT LAKE CITY UT CTF DEP 1.000% 03/11/22 B/E DTD 03/11/20 RD 09/26 PD 10/11/21				203.84	USD
10/15/21		BOND INTEREST RECEIVED 06652CHH7	248000 BANKWEST INC PIERRE S D CTF DEP 1.250% 10/24/23 B/E DTD 04/24/20 RD 09/30 PD 10/15/21				254.79	USD
10/18/21		BOND INTEREST RECEIVED 201525AC6	248000 COMMERCIAL BK WEST LIBERTY KY CTF DEP 1.100% 03/17/25 DTD 03/17/20 CLB RD 10/02 PD 10/17/21				224.22	USD
10/18/21		BOND INTEREST RECEIVED 48128UNJ4	248000 JPMORGAN CHASE BK NA COLUMBUS OHIO CTF DEP 0.300% 10/16/25 B/E DTD 10/16/20 CLB RD 10/15 PD 10/16/21				373.02	USD
10/18/21		BOND INTEREST RECEIVED 69506YRH4	248000 PACIFIC WESTN BK BEVERLY HILLS CALIF CTF DEP 1.300% 04/16/24 B/E DTD 04/16/20 RD 10/01 PD 10/16/21				1,616.42	USD
10/18/21		BOND INTEREST RECEIVED 87164DRV4	248000 SYNOVUS BK COLUMBUS GA CTF DEP 1.400% 10/17/22 B/E DTD 04/17/20 RD 10/02 PD 10/17/21				1,740.76	USD
10/19/21		BOND INTEREST RECEIVED 066519QQ5	248000 BANKUNITED NATL ASSN MIAMI LAKES FL CTF DEP 0.250% 03/20/23 B/E DTD 03/19/21 CLB RD 10/04 PD 10/19/21				50.96	USD
10/25/21		BOND INTEREST RECEIVED 46147UUC2	246000 INVESTORS CMNTY BK MANITOWOC WIS CTF DEP 0.400% 06/26/23 B/E DTD 06/24/20 CLB RD 10/09 PD 10/24/21				80.88	USD
10/25/21		BOND INTEREST RECEIVED 534732AV4	248000 LINCOLN SVGS BK REINBECK IOWA CTF DEP CT/365 0.600% 06/24/24 B/E DTD 06/24/20 CLB RD 10/09 PD 10/24/21				122.30	USD
10/27/21		BOND INTEREST RECEIVED 740367KG1	227000 PREFERRED BK LOS ANGELES CALIF CTF DEP 1.100% 03/27/24 DTD 03/27/20 RD 10/12 PD 10/27/21				205.23	USD
10/29/21		BOND INTEREST RECEIVED 56065GAL2	248000 MAINSTREET BK FAIRFAX VA CTF DEP ACT/365 0.200% 03/29/23 B/E DTD 03/29/21 RD 10/14 PD 10/29/21				40.77	USD
Total Dividends and Interest						\$0.00	\$5,620.78	USD



**MBS MULTI-BANK SECURITIES, INC.***

1000 Town Center, Suite 2500
Southfield, MI 48075
(800) 967-9045

Member of FINRA & SIPC; MSRB Registered.

October 1, 2021 - October 31, 2021
MEDINA CITY SCHOOLS

Transactions by Type of Activity (continued)



Process/ Settlement Date	Trade/ Transaction Date	Activity Type	Description	Quantity	Price	Accrued Interest	Amount	Currency
Distributions								
10/18/21		SECURITY REDEEMED 48128UNJ4	JPMORGAN CHASE BK NA COLUMBUS OHIO CTF DEP 0.300% 10/16/25 B/E DTD 10/16/20 CLB	-248,000.000			248,000.00	USD
Total Distributions						\$0.00	\$248,000.00	USD
Cash Withdrawals and Deposits								
10/07/21		ELECTRONIC TRANSACTION USD999997	SEND TO BANK FOR ACH ACH HUNTINGTON NATIONAL BANK				-9,984.61	USD
10/08/21		ELECTRONIC DEPOSIT USD999997	RECV FR BANK FOR ACH ACH HUNTINGTON NATIONAL BANK				248,000.00	USD
10/18/21		ELECTRONIC TRANSACTION USD999997	SEND TO BANK FOR ACH ACH HUNTINGTON NATIONAL BANK				-248,000.00	USD
10/28/21		ELECTRONIC DEPOSIT USD999997	RECV FR BANK FOR ACH ACH HUNTINGTON NATIONAL BANK				249,000.00	USD
Total Cash Withdrawals and Deposits						\$0.00	\$239,015.39	USD
Total Value of Transactions						\$0.00	-\$4,363.83	USD

The price and quantity displayed may have been rounded.

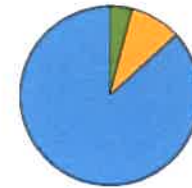


Fixed Income Analysis

Bond Quality

Bond Quality	Market Value	% of Bond Market Value	Percent of Fixed Income
AAA	1,228,419.08	10%	
Not Rated	11,379,881.11	90%	
Total	12,608,300.19	100%	

Bond Maturity Schedule



Bond Maturity	Market Value	% of Bond Market Value
1 to 6 months	498,670.96	4%
7 to 12 months	1,093,822.90	9%
1 to 5 years	11,015,806.33	87%
Total	12,608,300.19	100%

Percentages of bond market values are rounded to the nearest whole percentage.

Bond quality ratings reflect Moody's or Standard and Poor's ratings. Bonds may be rated by other services. Bonds that are in default are not included. Please refer to your Portfolio Holdings section.

Messages

Although a money market mutual fund seeks to preserve the value of your investment at \$1 per share, it is possible to lose money by investing in a money market mutual fund. Shares of a money market mutual fund or the balance of a bank deposit product held in your brokerage account may be liquidated upon request with the proceeds credited to your brokerage account. Please see the money market mutual fund's prospectus or the bank deposit product's disclosure document or contact your Investment Professional for additional information. Pursuant to SEC Rule 10b-10(b)(1) confirmations are not sent for purchases into money market mutual funds processed on the sweep platform. Pursuant to applicable regulation, account statements will be produced monthly or quarterly.

eDelivery

Going digital is more important than ever before, and the benefits of electronic delivery--speed, convenience and safety--are clear. We offer eDelivery for account statements, prospectus documents, proxy or shareholder communications, tax documents, trade confirmations and more.

To enroll, log in to your brokerage account and look for the one-click eDelivery pop-up or simply select 'Go Paperless' at the top of any page and follow the on-screen prompts for set-up. Enrollment can be activated as quickly as the day you register, and you will be notified when documents are available in an online, password-protected portal.

Contact your financial professional if you have any questions about any of our efficient digital tools.

Cash Not Yet Received

Security	Record Date	Payable Date	Quantity Held	Rate	Dividend Option	Amount of Payment
Interest						
BANKWEST INC PIERRE S D CTF DEP 1.250% 10/24/23 B/E	10/31/21	11/15/21	248,000.000	0.001062	Cash	263.29

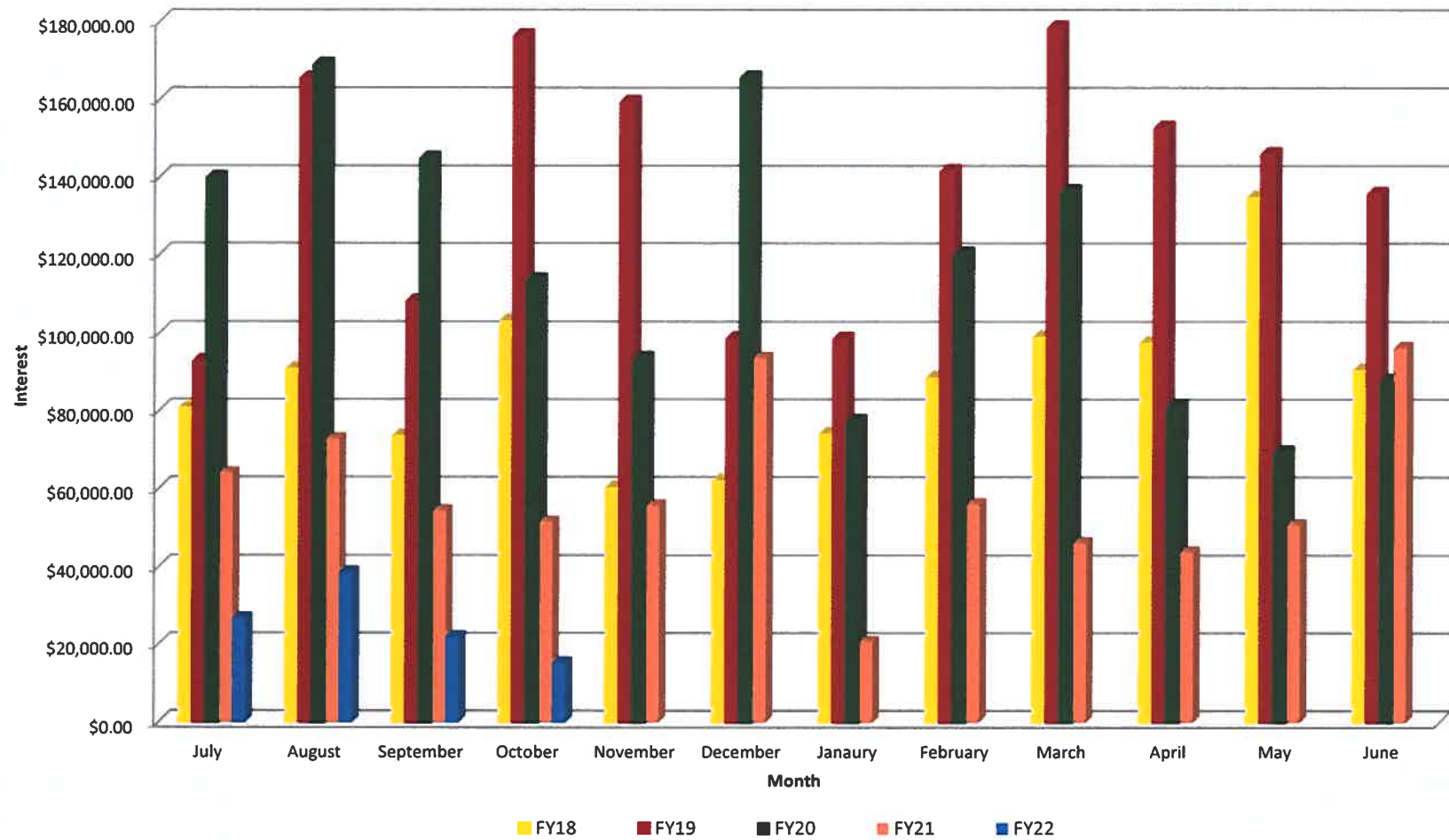
October 1, 2021 - October 31, 2021
MEDINA CITY SCHOOLS

Cash Not Yet Received (continued)

Security	Record Date	Payable Date	Quantity Held	Rate	Dividend Option	Amount of Payment
Interest (continued)						
EAGLEBANK BETHESDA MD CTF DEP 1.650% 03/06/23	10/22/21	11/06/21	248,000.000	0.001401	Cash	347.54
GOLDMAN SACHS BK USA NEW YORK CTF DEP 0.250% 08/07/23 B/E	10/21/21	11/05/21	246,000.000	0.000212	Cash	52.23
NEW YORK CMNTY BK WESTBURY NEW YORK CTF DEP	10/25/21	11/09/21	248,000.000	0.001512	Cash	375.06
PINNACLE BK NASHVILLE TENN CTF DEP ACT/365	10/22/21	11/06/21	248,000.000	0.005041	Cash	1,250.19
TEXAS EXCHANGE BK SSB CROWLEY CTF DEP 0.850% 11/14/25 B/E	10/24/21	11/08/21	248,000.000	0.000722	Cash	179.04
UBS BK USA SALT LAKE CITY UT CTF DEP 1.000% 03/11/22 B/E	10/27/21	11/11/21	248,000.000	0.000849	Cash	210.63
CENTERSTATE BK FLA NA WINTERHAVEN FL CTF DEP	10/30/21	10/31/21	248,000.000	5.293150	Cash	1,312.70
FIRST KEYSTONE CMNTY BK BERWICK PA CTF DEP	10/15/21	10/30/21	248,000.000	0.493150	Cash	122.30
LIVE OAK BKG CO WILMINGTON N C CTF DEP	10/17/21	11/01/21	100,000.000	1.316438	Cash	131.64
LIVE OAK BKG CO WILMINGTON N C CTF DEP	10/17/21	11/01/21	147,000.000	1.358904	Cash	199.76
MAGNOLIA BK INC KY CTF DEP 0.400% 10/30/24 B/E	10/15/21	10/30/21	247,000.000	0.328767	Cash	81.21
MAIN STR BK CORP WHEELING WV CTF DEP 2.950% 02/01/22	10/17/21	11/01/21	248,000.000	7.435616	Cash	1,844.03
NORTHSTAR BK BAD AXE MICH CTF DEP 1.150% 03/31/23 B/E	10/16/21	10/31/21	248,000.000	0.976712	Cash	242.22
SECURITY ST BK FARWELL TEX CTF DEP 0.400% 03/28/24 B/E	10/29/21	10/31/21	248,000.000	0.339726	Cash	84.25
WEBBANK SALT LAKE CITY UTAH CTF DEP 0.200% 05/01/23 B/E	10/29/21	10/31/21	246,000.000	1.008219	Cash	248.02
Total Cash Not Yet Received						\$6,944.11

Assets shown here are not reflected in your account. This information has been received from sources we believe to be reliable. Pershing does not guarantee the accuracy of the information.

Total Monthly Interest Earnings



POWERSCHOOL
 DATE: 11/05/2021
 TIME: 15:41:34
 SELECTION CRITERIA: ALL

MEDINA CITY SCHOOLS
 OH CASH POSITION REPORT

PAGE NUMBER: 19
 CASHPOSNEOH

ACCOUNTING PERIOD: 4/22

FUND SCC	DESCRIPTION BEGIN BALANCE	MTD RECEIPTS	FYTD RECEIPTS	MTD EXPENDITURES	FYTD EXPENDITURES	CURRENT FUND BALANCE	CURRENT ENCUMBRANCE	UNENCUMBERED FUND BALANCE
001	30,154,351.08	4,109,686.00	30,493,314.68	5,848,944.76	25,203,349.14	35,444,316.62	2,579,491.74	32,864,824.88
002	3,561,305.29	240,681.37	2,051,049.63	339,212.52	365,295.09	5,247,059.83	5,901,424.00	-654,364.17
003	437,174.65	0.00	72.60	2,986.50	26,351.60	410,895.65	116,796.00	294,099.65
006	54,793.54	510,852.15	758,686.59	297,430.93	824,569.42	-11,089.29	203,392.75	-214,482.04
007	38,970.56	21.42	12,120.37	0.00	0.00	51,090.93	26,000.00	25,090.93
008	820,970.55	20.43	121.48	0.00	0.00	821,092.03	50,750.00	770,342.03
009	109,390.40	20,602.40	217,138.17	15,674.53	91,240.48	235,288.09	127,881.30	107,406.79
014	741,389.28	139,440.68	189,410.68	77,329.26	349,914.67	580,885.29	78,871.40	502,013.89
016	20,800,938.74	51,894.57	3,254,021.69	838,925.25	3,486,296.53	20,568,663.90	419,396.19	20,149,267.71
018	877,169.11	6,731.69	23,999.22	17,407.37	51,892.73	849,275.60	174,959.92	674,315.68
019	50,538.47	0.00	0.00	0.00	0.00	50,538.47	0.00	50,538.47
020	79,317.95	2,180.55	5,496.65	2,645.04	2,671.50	82,143.10	5,354.96	76,788.14
022	52,777.18	5,606.70	6,606.70	3,738.87	5,972.57	53,411.31	5,000.00	48,411.31
024	6,889,180.58	865,007.76	3,363,633.48	951,979.44	3,870,347.84	6,382,466.22	3,021,821.63	3,360,644.59

POWERSCHOOL
 DATE: 11/05/2021
 TIME: 15:41:34
 SELECTION CRITERIA: ALL

MEDINA CITY SCHOOLS
 OH CASH POSITION REPORT

PAGE NUMBER: 20
 CASHPOSNEOH

ACCOUNTING PERIOD: 4/22

FUND SCC	DESCRIPTION BEGIN BALANCE	MTD RECEIPTS	FYTD RECEIPTS	MTD EXPENDITURES	FYTD EXPENDITURES	CURRENT FUND BALANCE	CURRENT ENCUMBRANCE	UNENCUMBERED FUND BALANCE
027	417,055.60	27,027.53	112,296.10	11,463.38	31,572.33	497,779.37	73,427.67	424,351.70
071	3,529,350.83	1,072,960.38	1,985,069.88	26,990.88	1,463,849.19	4,050,571.52	490,333.98	3,560,237.54
200	422,975.50	28,215.80	50,856.72	6,328.14	20,405.44	453,426.78	268,244.21	185,182.57
300	278,949.64	80,282.58	247,930.59	55,561.94	140,138.25	386,741.98	178,801.50	207,940.48
401	125,607.92	32.66	165,998.04	79,474.08	272,807.86	18,798.10	106,428.73	-87,630.63
432	0.80	0.00	0.00	0.00	0.00	0.80	0.00	0.80
450	1.00	0.00	0.00	0.00	0.00	1.00	0.00	1.00
451	1,484.00	0.00	0.00	0.00	0.00	1,484.00	0.00	1,484.00
452	66.15	0.00	0.00	0.00	0.00	66.15	0.00	66.15
467	445,936.84	0.00	0.00	30,715.07	117,841.92	328,094.92	11,453.50	316,641.42
499	31,308.36	0.00	0.00	0.00	0.00	31,308.36	0.00	31,308.36
506	950.00	0.00	0.00	0.00	0.00	950.00	0.00	950.00
507	690,227.00	12,871.84	13,514.78	5,037.50	547,769.03	155,972.75	238,354.80	-82,382.05

POWERSCHOOL
 DATE: 11/05/2021
 TIME: 15:41:34
 SELECTION CRITERIA: ALL
 ACCOUNTING PERIOD: 4/22

MEDINA CITY SCHOOLS
 OH CASH POSITION REPORT

PAGE NUMBER: 21
 CASHPOSNEOH

FUND SCC	DESCRIPTION BEGIN BALANCE	MTD RECEIPTS	FYTD RECEIPTS	MTD EXPENDITURES	FYTD EXPENDITURES	CURRENT FUND BALANCE	CURRENT ENCUMBRANCE	UNENCUMBERED FUND BALANCE
516	3,134.72	0.00	0.00	108,334.13	479,090.56	-475,955.84	13,135.56	-489,091.40
551	12,054.72	0.00	0.00	331.47	9,399.87	2,654.85	4,668.53	-2,013.68
572	7,880.83	0.00	0.00	54,417.46	213,711.82	-205,830.99	3,853.86	-209,684.85
584	0.00	0.00	0.00	2,572.29	2,572.29	-2,572.29	9,626.66	-12,198.95
587	0.00	4,499.00	4,499.00	3,007.92	14,307.16	-9,808.16	2,400.00	-12,208.16
590	14,320.82	0.00	0.00	3,972.85	37,988.70	-23,667.88	41,644.68	-65,312.56
599	20,000.00	0.00	0.00	0.00	6,950.77	13,049.23	0.00	13,049.23
GRAND TOTALS:	70,669,572.11	7,178,615.51	42,955,837.05	8,784,481.58	37,636,306.76	75,989,102.40	14,153,513.57	61,835,588.83

Test Schools Check Register For the Period of - 3

11/5/21

3:39 PM

Check Date	Check Number	Vendor Name	Transaction Amount
10/04/2021	639249	S.A.N.D. CHAPTER 43	\$80.00
10/04/2021	V639590	MEMO - MEDICAL MUTUAL	\$68,310.30
10/04/2021	V640672	GORDON FOOD SERVICE	\$7,555.33
10/04/2021	V680723	MEMO - A&M ENDEAVORS LLC	\$300.25
10/04/2021	V680724	MEMO - A&M ENDEAVORS LLC	\$330.25
10/04/2021 - Total			\$76,576.13
10/05/2021	V680720	MEMO MET LIFE INSURANCE	\$3,546.20
10/05/2021	V680722	MEMO - A&M ENDEAVORS LLC	\$1,600.48
10/05/2021	V680836	MEMO - MEDICAL MUTUAL	\$183,698.83
10/05/2021 - Total			\$188,845.51
10/06/2021	V640673	GORDON FOOD SERVICE	\$6,420.08
10/06/2021	V680835	MEMO - WESTFIELD BANK	\$682.83
10/06/2021 - Total			\$7,102.91
10/07/2021	639258	ADVANCE AUTO PARTS	\$56.60
10/07/2021	639259	AIS COMMERCIAL PARTS & SERVICE	\$290.00
10/07/2021	639260	AKRON CHILDRENS HOSPITAL	\$3,588.21
10/07/2021	639261	AQUACLEAR	\$47.85
10/07/2021	639262	ARMSTRONG UTILITIES INC.	\$840.02
10/07/2021	639263	ASCD	\$148.00
10/07/2021	639264	ASSET TECHNOLOGIES LLC	\$2,020.24
10/07/2021	639265	AVIATOR SPORTS BOOSTERS	\$225.00
10/07/2021	639266	BANNER SUPPLY COMPANY INC	\$90.40
10/07/2021	639267	NEW DAIRY HOLDCO, LLC.	\$10,877.90
10/07/2021	639268	BRUNSWICK ATHLETIC DEPT	\$250.00
10/07/2021	639269	BSN SPORTS LLC	\$304.10
10/07/2021	639270	BUEHLER'S MARKETS	\$229.94
10/07/2021	639271	BUZZARD TOOLS LLC	\$17.99
10/07/2021	639272	CAFETERIA-PEPSI COLA ORDERS	\$2,812.69
10/07/2021	639273	CAPP USA INC.	\$6,086.30
10/07/2021	639274	CARDINAL BUS SALES & SERV INC	\$1,841.36
10/07/2021	639275	CAROLINA BIOLOGICAL SUPPLY CO.	\$918.72
10/07/2021	639276	CDWG	\$336.26
10/07/2021	639277	CENTERRA CO-OP	\$7,959.30

Test Schools Check Register For the Period of - 3

11/5/21

3:39 PM

Check Date	Check Number	Vendor Name	Transaction Amount
10/07/2021	639278	CENTRAL INSTRUMENT CO.	\$115.00
10/07/2021	639279	CENTRAL RESTAURANT PRODUCTS	\$99.38
10/07/2021	639280	CHAMPION BRIEFS LLC	\$246.49
10/07/2021	639281	CITY OF MEDINA	\$262.92
10/07/2021	639282	CLEVELAND PLUMBING SUPPLY CO.	\$955.82
10/07/2021	639283	CLEVELAND VICON COMPANY INC	\$363.00
10/07/2021	639284	COCA COLA BOTTLING CO CSLDT	\$1,184.08
10/07/2021	639285	CROSS THREAD SOLUTIONS LLC	\$48.00
10/07/2021	639286	CROWN TROPHY OF MEDINA	\$1,668.17
10/07/2021	639287	DAWN PROKOP	\$1,423.13
10/07/2021	639288	DISCOUNT MAGAZINE	\$280.79
10/07/2021	639289	EDPUZZLE INC.	\$9,950.00
10/07/2021	639290	EDUCATIONAL SERVICE CENTER	\$170.00
10/07/2021	639291	FARMERS EXCHANGE CO INC	\$183.17
10/07/2021	639292	FBN SYSTEMS INC.	\$3,657.00
10/07/2021	639293	BC TECHNOLOGIES CO	\$28,874.50
10/07/2021	639294	FRAZIER BEHAVIORAL HEALTH	\$4,500.00
10/07/2021	639295	FRONTIER NORTH INC	\$4,983.22
10/07/2021	639296	GABRIELLA SPANGLER	\$38.33
10/07/2021	639297	GLENOAK HIGH SCHOOL	\$190.00
10/07/2021	639298	GORDON FOOD SERVICE	\$161.66
10/07/2021	639299	GRAINGER SUPPLY CO	\$395.44
10/07/2021	639300	GREATER CLEVELAND CONFERENCE	\$8,017.00
10/07/2021	639301	HAND2MIND INC	\$331.47
10/07/2021	639302	GREENWOOD PUBLISHING GROUP, LLC.	\$41.50
10/07/2021	639303	HERSHEY CREAMERY CO	\$2,126.40
10/07/2021	639304	HUDSON CITY SCHOOL DISTRICT	\$285.00
10/07/2021	639305	INTERIOR SUPPLY INC	\$176.66
10/07/2021	639306	JACKSON LOCAL SCHOOLS	\$195.00
10/07/2021	639307	JOHNSTONE SUPPLY INC.	\$259.47
10/07/2021	639308	JOSEPH ASSION	\$65.00
10/07/2021	639309	KAREN PLATZ	\$440.00
10/07/2021	639310	KELE INC	\$275.41

Test Schools Check Register For the Period of - 3

11/5/21

3:39 PM

Check Date	Check Number	Vendor Name	Transaction Amount
10/07/2021	639311	LAKESHORE EQUIPMENT COMPANY	\$181.99
10/07/2021	639312	LEXINGTON LOCAL SCHOOLS	\$200.00
10/07/2021	639313	LODI LUMBER CO	\$29.10
10/07/2021	639314	MACIE PUBLISHING COMPANY	\$701.05
10/07/2021	639315	MARS ELECTRIC CO.	\$30.22
10/07/2021	639316	MATH LEARNING CENTER	\$99.00
10/07/2021	639317	MCMASTER-CARR SUPPLY COMPANY	\$692.53
10/07/2021	639318	MCS FOOD SERVICE DEPT.	\$2,019.01
10/07/2021	639319	MEDINA COUNTY BOARD OF DD.	\$5,124.00
10/07/2021	639320	MEDINA COUNTY SANITARY	\$9,011.82
10/07/2021	639321	MEDINA GLASS COMPANY	\$146.21
10/07/2021	639322	MENTOR HIGH SCHOOL	\$300.00
10/07/2021	639323	MOTIVATING SYSTEMS	\$1,239.75
10/07/2021	639324	N2Y, LLC.	\$7,819.20
10/07/2021	639325	NATIONAL SPEECH & DEBATE ASSOC	\$248.00
10/07/2021	639326	NICKLES BAKERY	\$1,878.26
10/07/2021	639327	OHIO DEPT OF JOB &	\$448.58
10/07/2021	639328	OHIO EDISON COMPANY	\$35,415.05
10/07/2021	639329	OHIO HIGH SCHOOL SPEECH LEAGUE	\$125.00
10/07/2021	639330	OHIO SCHOOL RESOURCE OFFICERS	\$55.00
10/07/2021	639331	OHIO SCHOOLS COUNCIL	\$953.18
10/07/2021	639332	OIAAA - OHIO INTERSCHOLASTIC	\$865.00
10/07/2021	639333	OMLA	\$205.00
10/07/2021	639334	ORLO AUTO PARTS INC	\$333.67
10/07/2021	639335	OTC BRANDS INC	\$476.24
10/07/2021	639336	PRACTICAL SOLUTIONS	\$240.00
10/07/2021	639337	QUADIENT LEASING USA, INC.	\$613.35
10/07/2021	639338	QUILL CORPORATION	\$133.15
10/07/2021	639339	RAINBOW RESOURCE CENTER INC	\$308.02
10/07/2021	639340	REALLY GOOD STUFF LLC	\$39.94
10/07/2021	639341	RJ MARTIN NATIONAL CONTRACTING, INC	\$375.00
10/07/2021	639342	ROJEN COMPANY	\$555.84
10/07/2021	639343	RUMPKE OF OHIO INC	\$1,002.02

Test Schools Check Register For the Period of - 3

11/5/21

3:39 PM

Check Date	Check Number	Vendor Name	Transaction Amount
10/07/2021	639344	SCHOLASTIC, INC.	\$532.32
10/07/2021	639345	SCOTT MOATS CONSTRUCTION SERV	\$250.00
10/07/2021	639346	SENECA EAST HIGH SCHOOL	\$400.00
10/07/2021	639347	SPORTSWORLD	\$1,064.50
10/07/2021	639348	STANDARD WELDING & STEEL PRODUCTS	\$773.65
10/07/2021	639349	STAPLES INC	\$248.39
10/07/2021	639350	STEARNS VIOLINS INC.	\$783.75
10/07/2021	639351	STUDIES WEEKLY INC	\$831.30
10/07/2021	639352	SYNOVIA SOLUTIONS, LLC.	\$39,312.00
10/07/2021	639353	TALBERT'S COMMERCIAL PRODUCTS	\$1,883.46
10/07/2021	639354	TRANSPORTATION ACCESSORIES CO, INC.	\$95.32
10/07/2021	639355	TRECA DIGITAL ACADEMY	\$3,237.29
10/07/2021	639356	TRIMARK SS KEMP	\$3,015.33
10/07/2021	639357	TURKEYFOOT LAKE GOLF LINKS	\$1,174.25
10/07/2021	639358	URSULINE BOYS GOLF	\$280.00
10/07/2021	639359	UNITED STATES AWARDS, INC.	\$463.29
10/07/2021	639360	US BANK EQUIPMENT FINANCE	\$11,415.00
10/07/2021	639361	WALSH JESUIT HIGH SCHOOL	\$285.00
10/07/2021	639362	VWR INTERNATIONAL, LLC	\$306.00
10/07/2021	639363	WEST MUSIC COMPANY INC	\$42.00
10/07/2021	639364	WOLFF BROS. SUPPLY INC.	\$140.40
10/07/2021	639365	WORTHINGTON CHRISTIAN SCHOOL	\$250.00
10/07/2021	V639366	ABC THERAPY, LTD	\$10,152.89
10/07/2021	V639368	AMAZON.COM	\$4,886.79
10/07/2021	V639369	ANTHONY BELSITO	\$1,113.00
10/07/2021	V639370	ARBITERSPORTS LLC.	\$350.00
10/07/2021	V639371	AUTO-JET MUFFLER CORP. (V-CARD)	\$471.66
10/07/2021	V639372	BLICK ART MATERIALS LLC	\$556.63
10/07/2021	V639373	ANDREW L BRENNER	\$108.98
10/07/2021	V639374	PAUL H. BROOKES PUBLISHING CO. INC.	\$666.70
10/07/2021	V639375	CDI DALLAS, LLC.	\$26,340.00
10/07/2021	V639376	LINDA MARIE CORNELL	\$45.92
10/07/2021	V639377	SANDRA LEE DEBNAR	\$32.53

Test Schools Check Register For the Period of - 3

11/5/21

3:39 PM

Check Date	Check Number	Vendor Name	Transaction Amount
10/07/2021	V639378	EASY GRAPHICS CORP	\$666.35
10/07/2021	V639379	ARLISS MICHELLE EIERDAM	\$195.00
10/07/2021	V639380	ENNIS BRITTON CO LPA	\$587.00
10/07/2021	V639381	ARAMSCO, INC.	\$826.00
10/07/2021	V639382	HARPLEY CS LLC	\$1,100.00
10/07/2021	V639383	JOSHEN PAPER & PACKAGING CO.	\$2,542.26
10/07/2021	V639384	MATHEW FITZ	\$420.00
10/07/2021	V639385	MATTHEW R WITTHUHN	\$140.00
10/07/2021	V639386	MICHAEL ENGLISH	\$280.00
10/07/2021	V639387	MICHAEL L WESNER	\$3,184.36
10/07/2021	V639388	NCS PEARSON, INC.	\$859.13
10/07/2021	V639389	NICHOLAS BRANDON MACLARREN	\$1,325.00
10/07/2021	V639390	RAVEN M ORY	\$520.00
10/07/2021	V639391	REDTREE INVESTMENT GROUP	\$1,601.85
10/07/2021	V639392	REINHARDT SUPPLY COMPANY	\$6,490.82
10/07/2021	V639393	RYDIN	\$1,059.00
10/07/2021	V639394	SCHOOL SPECIALTY, LLC.	\$2,918.50
10/07/2021	V639395	SHELLEY MACK	\$697.00
10/07/2021	V639396	TECHNOLOGY ENGINEERING	\$5,160.00
10/07/2021	V639397	ELISA TEDONA	\$186.37
10/07/2021	V639398	TODD L GRICE	\$140.00
10/07/2021	V639399	VINSON GROUP LLC	\$2,575.00
10/07/2021 - Total			\$327,750.06
10/08/2021	640675	F.C.P.E	\$146.00
10/08/2021	640676	MEMO-FLEXSAVE	\$8,540.26
10/08/2021	640677	KIDS FIRST	\$22.00
10/08/2021	640678	MEDINA MUNICIPAL COURT	\$185.26
10/08/2021	640679	OAPSE	\$4,904.59
10/08/2021	640680	KEITH L RUCINSKI, CHAPTER 13 TRSTEE	\$1,268.77
10/08/2021	640681	PEOPLE QUALIFIED COMMITTEE	\$25.05
10/08/2021	640682	WADSWORTH MUNICIPAL COURT	\$156.70
10/08/2021	V639400	CINTAS CORPORATION (V-CARD)	\$2,284.03
10/08/2021	V639401	FOLLETT SCHOOL SOLUTIONS (V-CARD)	\$1,917.47

Test Schools Check Register For the Period of - 3

11/5/21

3:39 PM

Check Date	Check Number	Vendor Name	Transaction Amount
10/08/2021	V639402	GARDINER SERVICE COMPANY (V-CARD)	\$4,473.00
10/08/2021	V639403	PEARSON EDUCATION INC.	\$1,509.20
10/08/2021	V639404	POINT SPRING & DRIVESHAFT (V-CARD)	\$882.59
10/08/2021	V639405	ROBERT J. VERNAK (V-CARD)	\$2,397.00
10/08/2021	V639406	SONOVA USA, INC. (V-CARD)	\$6,757.84
10/08/2021	V639407	W.B. MASON CO. INC. (V-CARD)	\$305.83
10/08/2021	V680822	MEMO-CAPITAL ONE	\$32,248.66
10/08/2021 - Total			\$68,024.25
10/13/2021	V680837	MEMO - MEDICAL MUTUAL	\$205,926.60
10/13/2021 - Total			\$205,926.60
10/15/2021	639409	ACHIEVEMENT ADVANTAGE	\$5,175.00
10/15/2021	639410	ADVANCE AUTO PARTS	\$711.72
10/15/2021	639411	ADVANCED PURCHASING CO LLC	\$350.00
10/15/2021	639412	AIDAN HAGGARD	\$3.70
10/15/2021	639413	AKRON CHILDRENS HOSPITAL	\$22,227.69
10/15/2021	639414	ALBRIGHT SECURITY CENTER INC.	\$19.98
10/15/2021	639415	AMERICAN TIME & SIGNAL COMPANY	\$727.33
10/15/2021	639416	APOLLO PEST CONTROL COMPANY	\$568.00
10/15/2021	639417	APPLE INC.	\$799.00
10/15/2021	639418	AQUACLEAR	\$72.49
10/15/2021	639419	AUDITOR OF STATE'S OFFICE	\$125.00
10/15/2021	639420	BARBARA SEVER	\$108.00
10/15/2021	639421	BARNES & NOBLE BOOKSELLERS	\$1,417.51
10/15/2021	639422	BARNES & NOBLE COLLEGE BOOKSELLERS	\$5,783.87
10/15/2021	639423	BASA	\$1,430.05
10/15/2021	639424	BAUMSPAGE.COM, LLC	\$94.50
10/15/2021	639425	BELLEFAIRE JEWISH CHILDREN'S	\$4,218.61
10/15/2021	639426	NEW DAIRY HOLDCO, LLC.	\$3,911.41
10/15/2021	639427	BSN SPORTS LLC	\$3,990.64
10/15/2021	639428	BUEHLER'S MARKETS	\$178.85
10/15/2021	639429	CAFETERIA-PEPSI COLA ORDERS	\$1,338.75
10/15/2021	639430	CARDINAL BUS SALES & SERV INC	\$533.34
10/15/2021	639431	CAROLINA BIOLOGICAL SUPPLY CO.	\$300.36

Test Schools Check Register For the Period of - 3

11/5/21

3:39 PM

Check Date	Check Number	Vendor Name	Transaction Amount
10/15/2021	639432	CAVALIERS HOLDINGS LLC	\$3,675.00
10/15/2021	639433	CDWG	\$3,457.10
10/15/2021	639434	CENTRAL INSTRUMENT CO.	\$156.89
10/15/2021	639435	CENTRAL RESTAURANT PRODUCTS	\$116.67
10/15/2021	639436	CITY OF MEDINA	\$16,075.03
10/15/2021	639437	CLEVELAND CLINIC ATWORK	\$188.00
10/15/2021	639438	CLEVELAND CLINIC CENTER	\$30,275.16
10/15/2021	639439	COCA COLA BOTTLING CO CSLDT	\$177.85
10/15/2021	639440	COMDOC INC	\$586.33
10/15/2021	639441	CQ PRINTING	\$366.47
10/15/2021	639442	CRANDALL COMPANY INC	\$90.00
10/15/2021	639443	CAROL A. CONNOR	\$75.00
10/15/2021	639444	CUYAHOGA FALLS HIGH SCHOOL	\$250.00
10/15/2021	639445	DAWN PROKOP	\$1,430.00
10/15/2021	639446	DE LAGE LANDEN FINANCIAL	\$1,306.44
10/15/2021	639447	DIRECT AIR SYSTEMS INC.	\$6,840.00
10/15/2021	639448	DOMINICS PIZZA & JO JO'S BAR	\$160.44
10/15/2021	639449	JENNIFER SLAIGHT	\$910.00
10/15/2021	639450	EDUCATIONAL SERVICE CENTER	\$125.00
10/15/2021	639451	ETIENNE MASSICOTTE	\$112.00
10/15/2021	639452	FASTENAL COMPANY	\$32.39
10/15/2021	639453	FLOWER GALLERY LLC	\$40.00
10/15/2021	639454	GOPHER SPORT	\$423.82
10/15/2021	639455	GORDON FOOD SERVICE	\$189.69
10/15/2021	639456	GORDON FOOD SERVICE (USE V44975)	\$46.93
10/15/2021	639457	MEDINA AREA CHAMBER OF COMMERCE	\$21.00
10/15/2021	639458	HARCOURT OUTLINES INC.	\$152.07
10/15/2021	639459	HARRISON FORD INC	\$298.07
10/15/2021	639460	HEART TO HEART LEADERSHIP, INC.	\$3,000.00
10/15/2021	639461	LITERACY RESOURCES LLC	\$69.98
10/15/2021	639462	HERSHEY CREAMERY CO	\$137.28
10/15/2021	639463	HF GROUP LLC	\$186.46
10/15/2021	639464	HOUSE OF FLOWERS & GIFT(USE#207047)	\$145.00

Test Schools Check Register For the Period of - 3

11/5/21

3:39 PM

Check Date	Check Number	Vendor Name	Transaction Amount
10/15/2021	639465	HOUSE OF FLOWERS BOUTIQUE	\$439.75
10/15/2021	639466	INNOVATIVE SOLUTIONS DISTRIBUTION	\$2,010.00
10/15/2021	639467	INTEGRITY SPORT SERVICES LLC	\$4,474.50
10/15/2021	639468	INTERNATIONAL E-Z UP, INC.	\$1,701.58
10/15/2021	639469	JONESY'S CLASSIC CLEANERS	\$702.00
10/15/2021	639470	KAREN PLATZ	\$50.00
10/15/2021	639471	LITMAN, INC.	\$14,323.00
10/15/2021	639472	LODI LUMBER CO	\$297.93
10/15/2021	639473	MACK'S INC.	\$206.28
10/15/2021	639474	MATH LEARNING CENTER	\$6,286.02
10/15/2021	639475	MCGRAW-HILL SCHOOL EDU. LLC	\$3,361.70
10/15/2021	639476	MCMASTER-CARR SUPPLY COMPANY	\$211.34
10/15/2021	639477	MCS FOOD SERVICE DEPT.	\$1,535.81
10/15/2021	639478	MEDINA CITY SCHOOLS	\$32,290.48
10/15/2021	639479	MEDINA COUNTY SOLID WASTE DIST	\$6.24
10/15/2021	639480	MEDINA HARDWARE INC	\$379.02
10/15/2021	639481	MIDLAND HARDWARE COMPANY	\$846.00
10/15/2021	639482	ZIP MEDICAL SUPPLIES, LLC.	\$353.19
10/15/2021	639483	MONTVILLE POLICE DEPARTMENT	\$48.00
10/15/2021	639484	MORGAN AMEND	\$1,771.50
10/15/2021	639485	MUSIC THERAPY ENRICHMENT	\$502.00
10/15/2021	639486	NASCO EDUCATION, LLC.	\$288.78
10/15/2021	639487	NORTHEAST OHIO NETWORK FOR TEC.	\$850.50
10/15/2021	639488	NICHOLS PAPER & SUPPLY CO.	\$449.83
10/15/2021	639489	NICKLES BAKERY	\$611.70
10/15/2021	639490	OASSA	\$295.00
10/15/2021	639491	OHIO DEPT OF JOB &	\$613.27
10/15/2021	639492	OHIO EDISON COMPANY	\$58,226.54
10/15/2021	639493	OHIO SCHOOLS COUNCIL	\$11,526.00
10/15/2021	639494	OHIO STATE UNIVERSITY	\$200.00
10/15/2021	639495	ORLO AUTO PARTS INC	\$235.79
10/15/2021	639496	OTC BRANDS INC	\$204.82
10/15/2021	639497	P & A ADMINISTRATIVE SERVICES	\$288.00

Test Schools Check Register For the Period of - 3

11/5/21

3:39 PM

Check Date	Check Number	Vendor Name	Transaction Amount
10/15/2021	639498	PIONEER MANUFACTURING COMPANY	\$322.99
10/15/2021	639499	PLANK ROAD PUBLISHING INC.	\$127.45
10/15/2021	639500	PLAYGROUND EQUIPMENT SALES	\$3,207.00
10/15/2021	639501	PLAYHOUSE SQUARE FOUNDATION	\$40.00
10/15/2021	639502	MAYFLOWER SALES CO, LLC.	\$552.00
10/15/2021	639503	ROWLEYS WHOLESALE	\$394.45
10/15/2021	639504	SAMANTHA BOYLAND	\$38.44
10/15/2021	639505	SARGENT-WELCH LLC	\$718.50
10/15/2021	639506	SC STRATEGIC SOLUTIONS LLC	\$2,935.65
10/15/2021	639507	SHERWIN WILLIAMS COMPANY	\$50.11
10/15/2021	639508	STEPHANIE M. BOWLIN	\$333.46
10/15/2021	639509	SOCCER POST	\$51.98
10/15/2021	639510	SPIRITWEARMALL	\$1,525.00
10/15/2021	639511	SPORTSWORLD	\$1,891.60
10/15/2021	639512	STANDARD WELDING & STEEL PRODUCTS	\$90.00
10/15/2021	639513	STANTON'S SHEET MUSIC INC	\$836.76
10/15/2021	639514	STAPLES INC	\$35.79
10/15/2021	639515	STERLING FARM EQUIPMENT	\$67.56
10/15/2021	639516	TALBERT'S COMMERCIAL PRODUCTS	\$495.73
10/15/2021	639517	TARA LOCHER	\$360.00
10/15/2021	639518	TEACHER SYNERGY, LLC *MCA USE ONLY*	\$377.99
10/15/2021	639519	TRANSPORTATION ACCESSORIES CO, INC.	\$542.25
10/15/2021	639520	TRECA DIGITAL ACADEMY	\$6,186.44
10/15/2021	639521	TREE MAINTENANCE SERVICE INC	\$3,950.00
10/15/2021	639522	USA MOBILE DRUG TESTING	\$549.00
10/15/2021	639523	VERIZON WIRELESS	\$82.95
10/15/2021	639524	VIVACITY TECH PBC	\$6,375.00
10/15/2021	639525	WATERLOGIC AMERICAS LLC	\$125.95
10/15/2021	639526	WEST MUSIC COMPANY INC	\$845.55
10/15/2021	639527	WESTLAKE HIGH SCHOOL	\$75.00
10/15/2021	639528	WHITE HOUSE ARTESIAN SPRINGS	\$52.00
10/15/2021	639529	XTEK PARTNERS INC.	\$6,383.00
10/15/2021	639530	ZINKAN ENTERPRISES INC.	\$2,496.00

Test Schools Check Register For the Period of - 3

11/5/21

3:39 PM

Check Date	Check Number	Vendor Name	Transaction Amount
10/15/2021	V639531	ALAN T ROLAND	\$160.00
10/15/2021	V639534	AMAZON.COM	\$4,933.93
10/15/2021	V639535	ANTHONY BELSITO	\$420.00
10/15/2021	V639536	DEBORAH DAWN BLASCAK	\$83.76
10/15/2021	V639537	BLICK ART MATERIALS LLC	\$2,973.83
10/15/2021	V639538	RON A BLUE	\$100.00
10/15/2021	V639539	ANDREW L BRENNER	\$54.43
10/15/2021	V639540	CENGAGE LEARNING INC.	\$513.24
10/15/2021	V639541	CHARLOTTE KOLKE	\$43.57
10/15/2021	V639542	CHRISTIA MATTEY	\$2,298.24
10/15/2021	V639543	DAVID M PINKAS	\$140.00
10/15/2021	V639544	EASY GRAPHICS CORP	\$3,799.00
10/15/2021	V639545	EDUCATION ALTERNATIVES (V-CARD)	\$8,904.00
10/15/2021	V639546	ARLISS MICHELLE EIERDAM	\$70.00
10/15/2021	V639547	ENTERPRISE FM TRUST	\$8,468.72
10/15/2021	V639548	GOODWILL INDUSTRIES AKRON INC	\$3,395.00
10/15/2021	V639549	MASON DOUGLAS HARPER	\$278.54
10/15/2021	V639550	TODD E HODKEY	\$313.26
10/15/2021	V639551	JOSHEN PAPER & PACKAGING CO.	\$1,517.45
10/15/2021	V639552	LLA THERAPY, LLC.	\$41,205.00
10/15/2021	V639553	LUCIDPRESS	\$155.40
10/15/2021	V639554	MATHEW FITZ	\$160.00
10/15/2021	V639555	MATTHEW R WITTHUHN	\$160.00
10/15/2021	V639556	MICHAEL L WESNER	\$280.00
10/15/2021	V639557	NICHOLAS BRANDON MACLARREN	\$580.00
10/15/2021	V639558	JESSICA LYNN NIEMANTSVERDIET	\$52.04
10/15/2021	V639559	PDQ.COM CORPORATION	\$1,800.00
10/15/2021	V639560	PITSCO EDUCATION, LLC.	\$104.50
10/15/2021	V639561	STANISLAV PROKORAT	\$35.73
10/15/2021	V639562	QUILL CORPORATION	\$143.31
10/15/2021	V639563	RAVEN M ORY	\$120.00
10/15/2021	V639564	REINHARDT SUPPLY COMPANY	\$1,404.00
10/15/2021	V639565	SCHOOL SPECIALTY, LLC.	\$848.85

Test Schools Check Register For the Period of - 3

11/5/21

3:39 PM

Check Date	Check Number	Vendor Name	Transaction Amount
10/15/2021	V639566	SHERYL ANN SCHRADER	\$83.13
10/15/2021	V639567	DANIEL JOSEPH SMITH	\$17.47
10/15/2021	V639568	RAULAND SOUND COM SYSTEMS	\$1,690.00
10/15/2021	V639569	VARSITY SPIRIT FASHIONS	\$841.16
10/15/2021	V639571	CINTAS CORPORATION (V-CARD)	\$1,189.50
10/15/2021	V639572	FOLLETT SCHOOL SOLUTIONS (V-CARD)	\$966.07
10/15/2021	V639573	POINT SPRING & DRIVESHAFT (V-CARD)	\$1,004.91
10/15/2021	V639574	ROBERT J. VERNAK (V-CARD)	\$575.00
10/15/2021	V639589	OHIO DEPT OF ED - MEMO CK	\$4,662.93
10/15/2021	V640674	GORDON FOOD SERVICE	\$8,667.74
10/15/2021 - Total			\$418,117.75
10/18/2021	639575	ALICIA FITZGERALD	\$14.65
10/18/2021	639576	AMY HAWKINS	\$108.00
10/18/2021	639577	ANGELA ZELE	\$484.00
10/18/2021	639578	ARCHBISHOP ALTER HIGH SCHOOL	\$175.00
10/18/2021	639579	ARCHBISHOP MOELLER HIGH SCHOOL	\$175.00
10/18/2021	639580	DAWN CHAVEZ	\$83.70
10/18/2021	639581	JACKSON HIGH SCHOOL	\$175.00
10/18/2021	639582	JESSICA GABRIEL	\$95.00
10/18/2021	639583	MELANIE WIRTH	\$50.00
10/18/2021	639584	REBEKAH MICHALOWICZ	\$36.00
10/18/2021	639585	STEPHANIE WILSON	\$102.00
10/18/2021	V639586	KELLEY STOBBS	\$95.00
10/18/2021	V639587	KRISTINE M QUALLICH	\$19.15
10/18/2021 - Total			\$1,612.50
10/19/2021	V680838	MEMO - MEDICAL MUTUAL	\$275,863.49
10/19/2021 - Total			\$275,863.49
10/20/2021	V639588	MEMO - HUNTINGTON NAT'L BANK	\$339,212.52
10/20/2021 - Total			\$339,212.52
10/21/2021	640531	ACHIEVEMENT CENTERS FOR CHILDREN	\$400.00
10/21/2021	640532	ADVANCE AUTO PARTS	\$290.83
10/21/2021	640533	AIS COMMERCIAL PARTS & SERVICE	\$1,966.15
10/21/2021	640534	ALEXANDRIA HENRY	\$16.40

Test Schools Check Register For the Period of - 3

11/5/21

3:39 PM

Check Date	Check Number	Vendor Name	Transaction Amount
10/21/2021	640535	AQUACLEAR	\$133.49
10/21/2021	640536	ARCHBISHOP HOBAN HIGH SCHOOL	\$350.00
10/21/2021	640537	ARMSTRONG UTILITIES INC.	\$269.99
10/21/2021	640538	BARNES & NOBLE BOOKSELLERS	\$2,487.70
10/21/2021	640539	BARNES & NOBLE COLLEGE BOOKSELLERS	\$5,758.40
10/21/2021	640540	NEW DAIRY HOLDCO, LLC.	\$7,439.46
10/21/2021	640541	BSN SPORTS LLC	\$780.10
10/21/2021	640542	BUEHLER'S MARKETS	\$117.36
10/21/2021	640543	BULK BOOKSTORE	\$2,509.50
10/21/2021	640544	BUZZARD TOOLS LLC	\$49.99
10/21/2021	640545	CAFETERIA-PEPSI COLA ORDERS	\$167.84
10/21/2021	640546	CARDINAL BUS SALES & SERV INC	\$52.87
10/21/2021	640547	CDWG	\$22,087.02
10/21/2021	640548	CENTERRA CO-OP	\$52,104.15
10/21/2021	640549	CENTRAL INSTRUMENT CO.	\$225.75
10/21/2021	640550	CFL VENDING MACHINE REPAIR LLC	\$75.00
10/21/2021	640551	CLEVELAND PLUMBING SUPPLY CO.	\$32.65
10/21/2021	640552	CLEVELAND VICON COMPANY INC	\$1,057.71
10/21/2021	640553	COCA COLA BOTTLING CO CSLDT	\$860.87
10/21/2021	640554	COLUMBIA GAS OF OHIO INC	\$3,996.43
10/21/2021	640555	CROSS THREAD SOLUTIONS LLC	\$216.00
10/21/2021	640556	CROWN TROPHY OF MEDINA	\$459.03
10/21/2021	640557	CUMMINS INTERSTATE POWER INC	\$620.50
10/21/2021	640558	CUYAHOGA COMMUNITY COLLEGE	\$317.45
10/21/2021	640559	DE LAGE LANDEN FINANCIAL	\$296.92
10/21/2021	640560	DELL MARKETING LP	\$46.98
10/21/2021	640561	DYNAMERICAN INC.	\$1,500.00
10/21/2021	640562	EDUCATIONAL SERVICE CENTER	\$38,499.00
10/21/2021	640563	ELECTRICAL APPLIANCE REPAIR	\$68.16
10/21/2021	640564	ELYRIA HIGH SCHOOL	\$125.00
10/21/2021	640565	ENVIRONMENTAL DESIGN GROUP, LLC.	\$6,908.16
10/21/2021	640566	ESC OF MEDINA COUNTY	\$70,930.75
10/21/2021	640567	ETIENNE MASSICOTTE	\$56.00

Test Schools Check Register For the Period of - 3

11/5/21

3:39 PM

Check Date	Check Number	Vendor Name	Transaction Amount
10/21/2021	640568	FARMERS EXCHANGE CO INC	\$538.02
10/21/2021	640569	FEEDING MEDINA COUNTY	\$1,340.00
10/21/2021	640570	FRONTIER NORTH INC	\$106.94
10/21/2021	640571	GABCA	\$30.00
10/21/2021	640572	GALLEY PRINTING INC.	\$204.00
10/21/2021	640573	GCL EDUCATION SERVICES LLC.	\$3,255.00
10/21/2021	640574	GORDON FOOD SERVICE	\$464.33
10/21/2021	640575	GREATER CLEVELAND BASKETBALL	\$180.00
10/21/2021	640576	H&M FIRE PROTECTION, LLC.	\$150.00
10/21/2021	640577	HD SUPPLY FACILITIES	\$730.38
10/21/2021	640578	LITERACY RESOURCES LLC	\$518.31
10/21/2021	640579	HERSHEY CREAMERY CO	\$1,188.72
10/21/2021	640580	HOME DEPOT CREDIT SERVICES	\$1,909.12
10/21/2021	640581	HOUSE OF FLOWERS BOUTIQUE	\$36.00
10/21/2021	640582	JOHNSON CONTROLS FIRE PROT	\$1,912.90
10/21/2021	640583	JULIA GARDNER	\$20.25
10/21/2021	640584	KAPLAN EARLY LEARNING COMPANY	\$927.82
10/21/2021	640585	LAKESHORE EQUIPMENT COMPANY	\$958.08
10/21/2021	640586	LAWSON PRODUCTS INC	\$80.64
10/21/2021	640587	LEXINGTON LOCAL SCHOOLS	\$350.00
10/21/2021	640588	LODI LUMBER CO	\$61.48
10/21/2021	640589	MACGILL DISCOUNT NURSE SUPPLY	\$1,080.00
10/21/2021	640590	MARS ELECTRIC CO.	\$51.58
10/21/2021	640591	MATH LEARNING CENTER	\$64.00
10/21/2021	640592	MATTHEW MARTINCIN	\$150.00
10/21/2021	640593	MCS FOOD SERVICE DEPT.	\$783.30
10/21/2021	640594	MEDINA MANAGEMENT COMPANY, LLC.	\$508.44
10/21/2021	640595	MEDINA CITY SCHOOLS	\$47,970.00
10/21/2021	640596	MEDINA COUNTY PORT AUTHORITY	\$853.00
10/21/2021	640597	MEDINA LIFE SUPPORT TEAM	\$552.50
10/21/2021	640598	MERITECH INC	\$5,000.00
10/21/2021	640599	MIDLAND HARDWARE COMPANY	\$339.00
10/21/2021	640600	MINUTEMAN PRESS	\$31.70

Test Schools Check Register For the Period of - 3

11/5/21

3:39 PM

Check Date	Check Number	Vendor Name	Transaction Amount
10/21/2021	640601	ZIP MEDICAL SUPPLIES, LLC.	\$109.20
10/21/2021	640602	MONTVILLE POLICE DEPARTMENT	\$52.00
10/21/2021	640603	MOTIVATING SYSTEMS	\$1,152.00
10/21/2021	640604	NICKLES BAKERY	\$558.77
10/21/2021	640605	OBERLI PAINTING	\$675.00
10/21/2021	640606	OHIO DEPARTMENT OF COMMERCE	\$668.50
10/21/2021	640607	OHIO EDISON COMPANY	\$898.81
10/21/2021	640608	OMLA	\$250.00
10/21/2021	640609	ORLO AUTO PARTS INC	\$34.51
10/21/2021	640610	OSBORNE MEDINA INC.	\$131.02
10/21/2021	640611	OTC BRANDS INC	\$65.56
10/21/2021	640612	PRODRYERS.COM	\$1,520.00
10/21/2021	640613	QPR INSTITUTE INC	\$1,529.85
10/21/2021	640614	REALLY GOOD STUFF LLC	\$103.96
10/21/2021	640615	ROJEN COMPANY	\$43.44
10/21/2021	640616	ROWLEYS WHOLESALE	\$541.72
10/21/2021	640617	SAVVAS LEARNING COMPANY LLC	\$1,509.20
10/21/2021	640618	SCHOLASTIC, INC.	\$177.29
10/21/2021	640619	SCHOOL HEALTH CORPORATION	\$103.50
10/21/2021	640620	SCRUBBER CITY INC	\$321.70
10/21/2021	640621	SHERWIN WILLIAMS COMPANY	\$183.85
10/21/2021	640622	SHIFFLER EQUIPMENT SALES INC	\$54.82
10/21/2021	640623	SERVICE STATION EQUIP. CO.INC	\$1,803.80
10/21/2021	640624	STERLING PAPER CO	\$63.24
10/21/2021	640625	SUBURBAN SCHOOL	\$71,693.00
10/21/2021	640626	SUMMIT COUNTY ESC	\$25.00
10/21/2021	640627	TALBERT'S COMMERCIAL PRODUCTS	\$289.40
10/21/2021	640628	TARA LOCHER	\$208.00
10/21/2021	640629	TOTAL EDUCATION SOLUTIONS, INC.	\$8,005.44
10/21/2021	640630	TRANSPORTATION ACCESSORIES CO, INC.	\$98.98
10/21/2021	640631	UNITED RENTALS (N AMERICA) INC	\$160.00
10/21/2021	640632	UNITY SCHOOL BUS PARTS	\$979.75
10/21/2021	640633	VOYAGER SOPRIS LEARNING INC	\$218.90

Test Schools Check Register For the Period of - 3

11/5/21

3:39 PM

Check Date	Check Number	Vendor Name	Transaction Amount
10/21/2021	640634	WOLFF BROS. SUPPLY INC.	\$863.19
10/21/2021	V640635	ABC THERAPY, LTD	\$20,938.53
10/21/2021	V640636	AIRGAS USA LLC	\$24.11
10/21/2021	V640637	ALAN T ROLAND	\$650.00
10/21/2021	V640641	AMAZON.COM	\$5,775.73
10/21/2021	V640642	ANTHONY BELSITO	\$495.00
10/21/2021	V640643	ELIZABETH A BONDI	\$26.66
10/21/2021	V640644	CINTAS CORPORATION (V-CARD)	\$48.50
10/21/2021	V640645	ARLISS MICHELLE EIERDAM	\$65.00
10/21/2021	V640646	MARCIE R HENNING	\$59.36
10/21/2021	V640647	JOHNSON CONTROLS INC.	\$3,468.00
10/21/2021	V640648	JOSHEN PAPER & PACKAGING CO.	\$1,291.68
10/21/2021	V640649	NOTABLE, INC. (KAMI)	\$12,617.50
10/21/2021	V640650	LORI S KELLY	\$2,440.00
10/21/2021	V640651	LISA ROSE MALBIN	\$38.02
10/21/2021	V640652	MATHEW FITZ	\$150.00
10/21/2021	V640653	MATTHEW R WITTHUHN	\$150.00
10/21/2021	V640654	MICHAEL ENGLISH	\$150.00
10/21/2021	V640655	MICHAEL L WESNER	\$2,794.70
10/21/2021	V640656	STEVEN A MISHLER	\$53.03
10/21/2021	V640657	ANGELA LYNN MORMAN	\$34.13
10/21/2021	V640658	NCS PEARSON, INC.	\$402.80
10/21/2021	V640659	NICHOLAS BRANDON MACLARREN	\$530.00
10/21/2021	V640660	PSI AFFILIATES INC.	\$19,787.05
10/21/2021	V640661	REINHARDT SUPPLY COMPANY	\$1,686.00
10/21/2021	V640662	DALE K ROHRBAUGH	\$19.00
10/21/2021	V640663	SHAYNA MICHELLE SAMOSKY	\$23.75
10/21/2021	V640664	SCHOOL SPECIALTY, LLC.	\$979.99
10/21/2021	V640665	SHERYL ANN SCHRADER	\$57.88
10/21/2021	V640666	REBECCA MOHLER	\$69,340.14
10/21/2021	V640667	TRACI N SWANTEK	\$81.44
10/21/2021	V640669	CINTAS CORPORATION (V-CARD)	\$897.88
10/21/2021	V640670	POINT SPRING & DRIVESHAFT (V-CARD)	\$914.81

Test Schools Check Register For the Period of - 3

11/5/21

3:39 PM

Check Date	Check Number	Vendor Name	Transaction Amount
10/21/2021	V640671	W.B. MASON CO. INC. (V-CARD)	\$7,495.16
10/21/2021 - Total			\$544,198.37
10/22/2021	680694	CENTRAL COLLECTION AGENCY	\$66.11
10/22/2021	680695	CITY OF AKRON	\$141.93
10/22/2021	680696	CITY OF BRUNSWICK	\$108.38
10/22/2021	680697	F.C.P.E	\$144.00
10/22/2021	680698	MEMO-FLEXSAVE	\$9,484.72
10/22/2021	680699	KIDS FIRST	\$22.00
10/22/2021	680700	MEDINA MUNICIPAL COURT	\$190.91
10/22/2021	680701	OAPSE	\$4,807.74
10/22/2021	680702	KEITH L RUCINSKI, CHAPTER 13 TRSTEE	\$1,268.77
10/22/2021	680703	OHIO EDUCATION ASSOCIATION	\$372.20
10/22/2021	680704	PEOPLE QUALIFIED COMMITTEE	\$25.05
10/22/2021	680705	R.I.T.A.	\$26,010.58
10/22/2021	V680706	MEDINA CITY SCHOOLS FOUNDATION	\$69.00
10/22/2021	V680707	MEDINA CITY TEACHERS ASSOC	\$38,762.90
10/22/2021	V680708	MEMO - SERS - BOARD	\$59,659.23
10/22/2021	V680709	MEMO - STRS - BOARD	\$231,398.63
10/22/2021	V680710	MEMO -EFTPS - TAXES	\$246,180.70
10/22/2021	V680711	MEMO -MEDINA CITY SCHOOLS	\$421,219.47
10/22/2021	V680712	MEMO --S E R S - EMPLOYEE	\$43,082.79
10/22/2021	V680713	MEMO --S T R S - EMPLOYEE	\$242,357.95
10/22/2021	V680714	OHIO BUSINESS GATEWAY	\$46,854.69
10/22/2021	V680715	OHIO CHILD SUPPORT PAYMENT CENTRAL	\$2,043.95
10/22/2021	V680716	MEMO - OMNI	\$85,948.98
10/22/2021	V680717	SCHOOL DISTRICT INCOME TAX	\$1,795.86
10/22/2021	V680718	TRUSTMARK VOLUNTARY BENEFITS	\$1,832.52
10/22/2021	V680719	WORKERS COMP MEMO	\$13,480.44
10/22/2021 - Total			\$1,477,329.50
10/25/2021	V680683	MEDINA CITY SCHOOLS FOUNDATION	\$69.00
10/25/2021	V680684	MEMO - SERS - BOARD	\$59,948.16
10/25/2021	V680685	MEMO - STRS - BOARD	\$232,975.45
10/25/2021	V680686	MEMO -EFTPS - TAXES	\$250,426.45

Test Schools Check Register For the Period of - 3

11/5/21

3:39 PM

Check Date	Check Number	Vendor Name	Transaction Amount
10/25/2021	V680687	MEMO -MEDINA CITY SCHOOLS	\$421,299.05
10/25/2021	V680688	MEMO --S E R S - EMPLOYEE	\$43,289.14
10/25/2021	V680689	MEMO --S T R S - EMPLOYEE	\$243,997.87
10/25/2021	V680690	OHIO BUSINESS GATEWAY	\$47,871.82
10/25/2021	V680691	OHIO CHILD SUPPORT PAYMENT CENTRAL	\$2,043.95
10/25/2021	V680692	MEMO - OMNI	\$69,135.26
10/25/2021	V680693	TRUSTMARK VOLUNTARY BENEFITS	\$1,832.52
10/25/2021	V680726	GORDON FOOD SERVICE	\$6,926.35
10/25/2021	V680731	SYSCO CLEVELAND INC	\$90,088.85
10/25/2021 - Total			\$1,469,903.87
10/26/2021	V680839	MEMO - MEDICAL MUTUAL	\$144,395.78
10/26/2021 - Total			\$144,395.78
10/27/2021	680721	MULTI VENDOR PO VENDOR NUMBER	\$1,600.48
10/27/2021	680732	AMY HAWKINS	\$108.00
10/27/2021	680733	ASHLEY HAWKINS	\$13.00
10/27/2021	680734	DAVID & LISA BECK	\$11.00
10/27/2021	680735	HEATHER GERSPACHER	\$36.00
10/27/2021	680736	HEATHER STEFKA	\$10.00
10/27/2021	680737	KATHLEEN & ALFRED LEE	\$10.00
10/27/2021	680738	LISA MORRIS	\$23.00
10/27/2021	680739	MOGADORE LOCAL SCHOOLS	\$250.00
10/27/2021	680740	RONALD SANCHEZ	\$10.00
10/27/2021	680741	SANDRA & JUSTIN HACHAT	\$22.00
10/27/2021	V680725	MEMO - A&M ENDEAVORS LLC	\$25.00
10/27/2021	V680817	GORDON FOOD SERVICE	\$6,566.53
10/27/2021 - Total			\$8,685.01
10/28/2021	680742	A & N RESTAURANT EQUIPMENT	\$3,640.27
10/28/2021	680743	ADLER TEAM SPORTS	\$2,400.00
10/28/2021	680744	ADVANCE AUTO PARTS	\$65.61
10/28/2021	680745	AIS COMMERCIAL PARTS & SERVICE	\$1,966.15
10/28/2021	680746	APPLE INC.	\$2,326.00
10/28/2021	680747	ARMSTRONG UTILITIES INC.	\$149.95
10/28/2021	680748	NEW DAIRY HOLDCO, LLC.	\$4,742.95

Test Schools Check Register For the Period of - 3

11/5/21

3:39 PM

Check Date	Check Number	Vendor Name	Transaction Amount
10/28/2021	680749	CAFETERIA-PEPSI COLA ORDERS	\$748.27
10/28/2021	680750	CARDINAL BUS SALES & SERV INC	\$63.56
10/28/2021	680751	CAROLINA BIOLOGICAL SUPPLY CO.	\$1,692.45
10/28/2021	680752	CDWG	\$1,803.22
10/28/2021	680753	CENTRAL INSTRUMENT CO.	\$5.00
10/28/2021	680754	CLEVELAND VICON COMPANY INC	\$168.00
10/28/2021	680755	COCA COLA BOTTLING CO CSLDT	\$1,002.07
10/28/2021	680756	COLUMBIA GAS OF OHIO INC	\$38.64
10/28/2021	680757	CPM EDUCATIONAL PROGRAM	\$303.22
10/28/2021	680758	CROSS THREAD SOLUTIONS LLC	\$144.00
10/28/2021	680759	CUMMINS INTERSTATE POWER INC	\$698.39
10/28/2021	680760	DAWN PROKOP	\$1,430.00
10/28/2021	680761	ENVIRO SAFETY PRODUCTS	\$655.56
10/28/2021	680762	HARRIS BATTERY COMPANY INC	\$742.68
10/28/2021	680763	HEALTHCARE BILLING SERVICES	\$460.39
10/28/2021	680764	HSH CONSTRUCTION & EXCAVATING, INC.	\$6,400.00
10/28/2021	680765	JANICE HENSLEY	\$276.00
10/28/2021	680766	LAKESHORE EQUIPMENT COMPANY	\$89.97
10/28/2021	680767	MACKIN BOOK COMPANY	\$176.89
10/28/2021	680768	MCMASTER-CARR SUPPLY COMPANY	\$12.63
10/28/2021	680769	MEDINA MANAGEMENT COMPANY, LLC.	\$435.08
10/28/2021	680770	MEDINA CITY SCHOOLS	\$154.93
10/28/2021	680771	ARBOR FALLS LLC	\$4,644.00
10/28/2021	680772	MINUTEMAN PRESS	\$42.93
10/28/2021	680773	NAEIR	\$139.00
10/28/2021	680774	NICKLES BAKERY	\$797.80
10/28/2021	680775	OLIVER SIGNS & GRAPHICS LTD	\$815.00
10/28/2021	680776	ORLO AUTO PARTS INC	\$29.91
10/28/2021	680777	P & A ADMINISTRATIVE SERVICES	\$920.80
10/28/2021	680778	PHIL LEAK COMPANY	\$245.00
10/28/2021	680779	PLAYHOUSE SQUARE FOUNDATION	\$140.00
10/28/2021	680780	PREMIER ASPHALT PAVING CO., INC.	\$5,214.00
10/28/2021	680781	READ TO THEM INC	\$1,574.00

Test Schools Check Register For the Period of - 3

11/5/21

3:39 PM

Check Date	Check Number	Vendor Name	Transaction Amount
10/28/2021	680782	READY FIELD SOLUTIONS, LLC	\$4,636.50
10/28/2021	680783	ROJEN COMPANY	\$101.08
10/28/2021	680784	SAVVAS LEARNING COMPANY LLC	\$4,755.99
10/28/2021	680785	SCHOLASTIC BOOK FAIRS	\$3,828.29
10/28/2021	680786	SMITH BROTHERS INC.	\$176.00
10/28/2021	680787	STANDARD WELDING & STEEL PRODUCTS	\$680.00
10/28/2021	680788	STAPLES INC	\$38.68
10/28/2021	680789	TALBERT'S COMMERCIAL PRODUCTS	\$37.83
10/28/2021	680790	THE M CONLEY COMPANY	\$372.12
10/28/2021	680791	TREE MAINTENANCE SERVICE INC	\$2,100.00
10/28/2021	680792	US BANK EQUIPMENT FINANCE	\$11,415.00
10/28/2021	680793	VERIZON BUSINESS	\$60.08
10/28/2021	680794	WADSWORTH CITY SCHOOLS - MCSCRT	\$1,200.00
10/28/2021	680795	VWR INTERNATIONAL, LLC	\$798.36
10/28/2021	V680797	AMAZON.COM	\$2,970.81
10/28/2021	V680798	ANTHONY BELSITO	\$495.00
10/28/2021	V680799	JUDITH A BAKER	\$19.00
10/28/2021	V680800	PAUL H. BROOKES PUBLISHING CO. INC.	\$4,333.30
10/28/2021	V680801	JOSHEN PAPER & PACKAGING CO.	\$2,060.23
10/28/2021	V680802	LORI S KELLY	\$2,562.00
10/28/2021	V680803	TRACY ANN MACHALEC	\$119.84
10/28/2021	V680804	MICHAEL L WESNER	\$2,537.55
10/28/2021	V680805	MACMILLAN HOLDINGS, LLC.	\$1,829.02
10/28/2021	V680806	NCS PEARSON, INC.	\$180.00
10/28/2021	V680807	NICHOLAS BRANDON MACLARREN	\$240.00
10/28/2021	V680808	PEARSON EDUCATION INC.	\$4,510.32
10/28/2021	V680809	QUILL CORPORATION	\$344.90
10/28/2021	V680810	REDTREE INVESTMENT GROUP	\$1,600.13
10/28/2021	V680811	REINHARDT SUPPLY COMPANY	\$688.50
10/28/2021	V680812	SHAYNA MICHELLE SAMOSKY	\$117.60
10/28/2021	V680813	SCHOOL SPECIALTY, LLC.	\$23.89
10/28/2021	V680814	CINTAS CORPORATION (V-CARD)	\$446.84
10/28/2021	V680815	FOLLETT SCHOOL SOLUTIONS (V-CARD)	\$444.87

Test Schools Check Register For the Period of - 3

11/5/21

3:39 PM

Check Date	Check Number	Vendor Name	Transaction Amount
10/28/2021	V680816	POINT SPRING & DRIVESHAFT (V-CARD)	\$563.71
10/28/2021 - Total			\$103,641.76
10/29/2021	V680831	OHIO DEPT OF ED - MEMO CK	\$46,588.37
10/29/2021	V680832	MEMO - BUREAU WORK COMP	\$1,184.66
10/29/2021	V680834	MEMO - P & A ADMINISTRATIVE	\$21,049.02
10/29/2021 - Total			\$68,822.05
10/31/2021	680826	CENTRAL COLLECTION AGENCY	\$66.41
10/31/2021	680827	CITY OF AKRON	\$142.31
10/31/2021	680828	CITY OF BRUNSWICK	\$107.38
10/31/2021	680829	R.I.T.A.	\$26,129.94
10/31/2021	V680823	MEMO MET LIFE INSURANCE	\$4,966.45
10/31/2021	V680824	SCHOOL DISTRICT INCOME TAX	\$1,798.61
10/31/2021	V680825	WORKERS COMP MEMO	\$13,547.09
10/31/2021	V680830	MEMO MET LIFE INSURANCE	\$29.18
10/31/2021	V680833	MEMO MET LIFE INSURANCE	\$47,980.42
10/31/2021 - Total			\$94,767.79
Overall - Total			\$5,820,775.85

Fiscal Year	Fund - Expended	Function First Two Digits	Fiscal Year Budgeted Amount	% Expended	Fiscal Year Expense Amount	Fiscal Year Encumbrance Amount	Balance
22	0010000	1100	\$32,684,386.25	0.00128256	\$41,919.75	\$0.00	\$32,642,466.50
22	0010000	1100	\$17,469,627.76	0.32108625	\$5,609,257.19	\$51,699.73	\$11,808,670.84
22	0010000	1100	\$968,206.50	2.85256859	\$2,761,875.45	\$51,626.06	(\$1,845,295.01)
22	0010000	1100	\$1,346,469.48	2.50534	\$3,373,363.85	\$60,235.56	(\$2,087,129.93)
22	0010000	1100	\$50,330.07	0.35425045	\$17,829.45	\$12,500.62	\$20,000.00
22	0010000	1100	\$77,030.00	0.45032364	\$34,688.43	\$55,781.17	(\$13,439.60)
22	0010000	1100	\$70,507.00	0.12330733	\$8,694.03	\$6,740.64	\$55,072.33
22	0010000	1200	\$79,012.58	2.18706502	\$172,805.65	\$6,162.56	(\$99,955.63)
22	0010000	1200	\$60,500.00	0.3164876	\$19,147.50	\$7,647.25	\$33,705.25
22	0010000	1200	\$663,628.00	0.40019077	\$265,577.80	\$0.00	\$398,050.20
22	0010000	1200	\$36,621.00	4.21671282	\$154,420.24	\$0.00	(\$117,799.24)
22	0010000	1200	\$0.00		\$0.00	\$0.00	\$0.00
22	0010000	1200	\$20,425.00	0	\$0.00	\$0.00	\$20,425.00
22	0010000	1200	\$1,531,181.00	0.50400718	\$771,726.22	\$0.00	\$759,454.78
22	0010000	1200	\$255,165.00	0	\$0.00	\$0.00	\$255,165.00
22	0010000	1200	\$66,583.00	2.70885106	\$180,363.43	\$0.00	(\$113,780.43)
22	0010000	1200	\$50,863.00	5.19183552	\$264,072.33	\$0.00	(\$213,209.33)
22	0010000	1200	\$1,000.00	0	\$0.00	\$0.00	\$1,000.00
22	0010000	1200	\$44,063.00	2.87356875	\$126,618.06	\$0.00	(\$82,555.06)
22	0010000	1200	\$3,096.00	0	\$0.00	\$0.00	\$3,096.00
22	0010000	1200	\$1,477,715.00	0.4819339	\$712,160.95	\$0.00	\$765,554.05
22	0010000	1200	\$190,000.00	0	\$0.00	\$0.00	\$190,000.00
22	0010000	1200	\$3,752.65	18.88339973	\$70,862.79	\$0.00	(\$67,110.14)
22	0010000	1200	\$0.00		\$115,331.23	\$0.00	(\$115,331.23)
22	0010000	1200	\$41,048.22	4.47832379	\$183,827.22	\$1,470.49	(\$144,249.49)
22	0010000	1200	\$2,449,588.87	0.38704855	\$948,109.83	\$410,802.49	\$1,090,676.55
22	0010000	1300	\$253,853.00	0.30017813	\$76,201.12	\$65,844.30	\$111,807.58
22	0010000	1300	\$22,557.00	0.09416456	\$1,898.50	\$0.00	\$20,658.50
22	0010000	1900	\$14,102.00	1.49098851	\$21,025.92	\$0.00	(\$6,923.92)
22	0010000	1900	\$25,500.00	0.38564471	\$9,833.94	\$10,466.06	\$5,200.00
22	0010000	1900	\$2,861,888.27	0.21605781	\$618,333.32	\$271,465.40	\$1,972,088.55
22	0010000	2100	\$568,445.60	0.41307571	\$234,811.07	\$16,933.09	\$316,701.44
22	0010000	2100	\$272,682.00	2.02519998	\$552,235.58	\$200.00	(\$279,753.58)
22	0010000	2100	\$30,256.00	0	\$0.00	\$0.00	\$30,256.00
22	0010000	2100	\$393,104.30	0.21215494	\$63,399.02	\$95,827.67	\$213,877.61
22	0010000	2100	\$347,588.00	0.96228964	\$334,480.33	\$0.00	\$13,107.67
22	0010000	2100	\$5,460.00	0.35531136	\$1,940.00	\$1,480.00	\$2,040.00
22	0010000	2100	\$0.00		\$0.00	\$0.00	\$0.00
22	0010000	2100	\$430,123.00	0.66266212	\$285,026.22	\$113,784.50	\$31,312.28
22	0010000	2100	\$583,858.00	0.1924217	\$112,346.95	\$144,922.90	\$326,588.15
22	0010000	2100	\$203,494.11	0.3968105	\$80,748.60	\$128,983.06	(\$6,237.55)
22	0010000	2100	\$0.00		\$15,118.38	\$0.00	(\$15,118.38)
22	0010000	2100	\$0.00		\$0.00	\$0.00	\$0.00
22	0010000	2100	\$0.00		\$6,596.79	\$0.00	(\$6,596.79)
22	0010000	2200	\$24,099.00	0	\$0.00	\$0.00	\$24,099.00
22	0010000	2200	\$64,414.13	3.80644464	\$245,188.82	\$15,131.29	(\$195,905.98)
22	0010000	2200	\$68,633.00	0.07564262	\$5,191.58	\$14,219.00	\$49,222.42
22	0010000	2200	\$3,005.00	2.02327454	\$6,079.94	\$0.00	(\$3,074.94)
22	0010000	2200	\$396,796.53	0.62250736	\$247,008.76	\$11,771.65	\$138,016.12
22	0010000	2300	\$171,491.00	0.70213615	\$120,410.03	\$29,810.83	\$21,270.14
22	0010000	2400	\$564,746.70	0.21884162	\$123,590.08	\$5,038.78	\$436,117.84
22	0010000	2400	\$70,983.00	3.58877633	\$254,742.11	\$0.00	(\$183,759.11)
22	0010000	2400	\$5.00	0	\$0.00	\$0.00	\$5.00
22	0010000	2400	\$357,136.39	0.53979725	\$192,781.24	\$120,717.39	\$43,637.76
22	0010000	2400	\$4,039,696.30	0.35071069	\$1,416,764.69	\$50,028.08	\$2,572,903.53
22	0010000	2400	\$1,000.00	0	\$0.00	\$1,000.00	\$0.00
22	0010000	2400	\$1,500.00	0	\$0.00	\$0.00	\$1,500.00
22	0010000	2400	\$37,265.90	0.49856169	\$18,579.35	\$627.00	\$18,059.55
22	0010000	2500	\$1,273,885.38	0.44536157	\$567,339.59	\$35,634.45	\$670,911.34
22	0010000	2500	\$52,312.00	0.06331243	\$3,312.00	\$41,400.00	\$7,600.00
22	0010000	2600	\$503,891.84	0.35547136	\$179,119.12	\$102,672.02	\$222,100.70
22	0010000	2600	\$3,834.00	0.10354721	\$397.00	\$0.00	\$3,437.00
22	0010000	2600	\$121,546.60	-0.00266918	(\$324.43)	\$18,295.53	\$103,575.50
22	0010000	2700	\$4,963,709.78	0.42782341	\$2,123,591.24	\$597,579.67	\$2,242,538.87
22	0010000	2700	\$863,027.00	1.21220778	\$1,046,168.04	\$0.00	(\$183,141.04)
22	0010000	2700	\$2,755.00	0.37742287	\$1,039.80	\$439.90	\$1,275.30
22	0010000	2800	\$0.00		\$0.00	\$0.00	\$0.00
22	0010000	2800	\$0.00		\$0.00	\$0.00	\$0.00
22	0010000	2800	\$0.00		\$32.08	\$0.00	(\$32.08)
22	0010000	2800	\$0.00		\$0.00	\$0.00	\$0.00
22	0010000	2800	\$0.00		\$0.00	\$0.00	\$0.00
22	0010000	2900	\$154,277.12	0.54255304	\$83,703.52	\$3,659.78	\$66,913.82
22	0010000	2900	\$350.00	0.42857143	\$150.00	\$100.00	\$100.00
22	0010000	2900	\$259,410.97	0.3355503	\$87,045.43	\$9,615.21	\$162,750.33
22	0010000	2900	\$12,618.00	0.67465288	\$8,512.77	\$1,000.00	\$3,105.23
22	0010000	3200	\$1,497.00	12.60970608	\$18,876.73	\$0.00	(\$17,379.73)
22	0010000	3200	\$4,987.25	0.07218407	\$360.00	\$1,640.00	\$2,987.25
22	0010000	3200	\$0.00		\$0.00	\$0.00	\$0.00
22	0010000	4100	\$62,237.00	0	\$0.00	\$0.00	\$62,237.00
22	0010000	4100	\$4,595.00	0	\$0.00	\$0.00	\$4,595.00
22	0010000	4100	\$476.00	0	\$0.00	\$0.00	\$476.00
22	0010000	4100	\$35,306.00	0	\$0.00	\$0.00	\$35,306.00
22	0010000	4100	\$11,054.00	2.04835263	\$22,642.49	\$0.00	(\$11,588.49)
22	0010000	4100	\$2,107.00	0.97644044	\$2,057.36	\$0.00	\$49.64
22	0010000	4100	\$893.00	1.8168981	\$1,622.49	\$0.00	(\$729.49)
22	0010000	4100	\$856.00	5.82976636	\$4,990.28	\$0.00	(\$4,134.28)
22	0010000	4100	\$27,857.00	0.07391715	\$2,059.11	\$0.00	\$25,797.89
22	0010000	4500	\$0.00		\$0.00	\$0.00	\$0.00
22	0010000	4500	\$275.00	22.24956384	\$6,118.63	\$0.00	(\$5,843.63)
22	0010000	4500	\$4,533.00	0	\$0.00	\$0.00	\$4,533.00
22	0010000	4500	\$3,217.00	0	\$0.00	\$0.00	\$3,217.00
22	0010000	4500	\$116,125.00	0	\$0.00	\$0.00	\$116,125.00
22	0010000	4500	\$1,438.00	0	\$0.00	\$0.00	\$1,438.00
22	0010000	4500	\$1,233.00	8.57105434	\$10,568.11	\$0.00	(\$9,335.11)
22	0010000	4500	\$2,242.00	0	\$0.00	\$0.00	\$2,242.00
22	0010000	4500	\$1,172.00	0	\$0.00	\$0.00	\$1,172.00
22	0010000	4500	\$0.00		\$0.00	\$0.00	\$0.00
22	0010000	4500	\$0.00		\$0.00	\$0.00	\$0.00
22	0010000	4500	\$4,466.00	0	\$0.00	\$0.00	\$4,466.00
22	0010000	4500	\$0.00		\$0.00	\$0.00	\$0.00

Fiscal Year	Fund - Expdiger	Function First Two Digits	Fiscal Year Budgeted Amount	% Expensed	Fiscal Year Expense Amount	Fiscal Year Encumbrance Amount	Balance
22	0010000	4500	\$4,517.00	0	\$0.00	\$0.00	\$4,517.00
22	0010000	4500	\$3,592.00	0	\$0.00	\$0.00	\$3,592.00
22	0010000	4500	\$1,900.00	3.86439474	\$7,342.35	\$0.00	(\$5,442.35)
22	0010000	4500	\$3,399.00	0	\$0.00	\$0.00	\$3,399.00
22	0010000	4500	\$0.00		\$12,482.01	\$0.00	(\$12,482.01)
22	0010000	4500	\$1,967.00	0	\$0.00	\$0.00	\$1,967.00
22	0010000	4500	\$2,845.00	0	\$0.00	\$0.00	\$2,845.00
22	0010000	4500	\$1,919.00	0	\$0.00	\$0.00	\$1,919.00
22	0010000	4500	\$1,073.00	0	\$0.00	\$0.00	\$1,073.00
22	0010000	4500	\$1,099.00	0	\$0.00	\$0.00	\$1,099.00
22	0010000	4500	\$0.00		\$0.00	\$0.00	\$0.00
22	0010000	4500	\$105,912.00	1.03015607	\$109,105.89	\$4,537.61	(\$7,731.50)
22	0010000	4500	\$1,667.00	0	\$0.00	\$0.00	\$1,667.00
22	0010000	4500	\$5,652.00	0	\$0.00	\$0.00	\$5,652.00
22	0010000	4600	\$3,787.00	0.86345128	\$3,269.89	\$0.00	\$517.11
22	0010000	4600	\$0.00		\$0.00	\$0.00	\$0.00
22	0010000	4600	\$0.00		\$0.00	\$0.00	\$0.00
22	0010000	4600	\$5,958.00	0.35467271	\$2,113.14	\$0.00	\$3,844.86
22	0010000	4600	\$510.00	1.16119608	\$592.21	\$0.00	(\$82.21)
22	0010000	4600	\$458.00	0	\$0.00	\$0.00	\$458.00
22	0010000	4600	\$81.00	25.66111111	\$2,078.55	\$0.00	(\$1,997.55)
22	0010000	5600	\$261,422.00	0	\$0.00	\$0.00	\$261,422.00
22	0010000	7200	\$460,888.00	0	\$0.00	\$0.00	\$460,888.00
22	0010000	7400	\$400,000.00	0	\$0.00	\$0.00	\$400,000.00
22	0010000	7500	\$0.00		\$0.00	\$0.00	\$0.00
22	0029000	2500	\$70,000.00	0.37260814	\$26,082.57	\$0.00	\$43,917.43
22	0029000	6100	\$4,173,661.50	0	\$0.00	\$4,173,661.50	\$0.00
22	0029012	2500	\$5,000.00	0	\$0.00	\$1,250.00	\$3,750.00
22	0029012	6100	\$1,728,512.50	0	\$0.00	\$1,726,512.50	\$0.00
22	0029014	6100	\$343,887.50	0.9864055	\$339,212.52	\$0.00	\$4,674.98
22	0030000	2700	\$0.00		\$0.00	\$0.00	\$0.00
22	0039000	2700	\$13,601.14	0	\$0.00	\$0.00	\$13,601.14
22	0039001	2700	\$263,133.90	0.10014521	\$26,351.60	\$116,796.00	\$119,986.30
22	0060000	2700	\$0.00		\$0.00	\$0.00	\$0.00
22	0060000	3100	\$81,036.00	0.74168197	\$60,102.94	\$370.00	\$20,563.06
22	0060000	3100	\$1,824,264.54	0.24597055	\$448,715.36	\$28,948.14	\$1,346,603.04
22	0060000	7400	\$270,000.00	0	\$0.00	\$0.00	\$270,000.00
22	0069006	3100	\$500,000.00	0.63150224	\$315,751.12	\$174,078.61	\$10,172.27
22	0079004	3200	\$20,000.00	0	\$0.00	\$20,000.00	\$0.00
22	0079111	3200	\$500.00	0	\$0.00	\$0.00	\$500.00
22	0079333	3200	\$6,000.00	0	\$0.00	\$6,000.00	\$0.00
22	0089002	3200	\$250.00	0	\$0.00	\$250.00	\$0.00
22	0089003	3200	\$50,000.00	0	\$0.00	\$50,000.00	\$0.00
22	0089112	3200	\$500.00	0	\$0.00	\$500.00	\$0.00
22	0099000	1100	\$27,341.00	0	\$0.00	\$0.00	\$27,341.00
22	0099000	1100	\$7,060.00	0	\$0.00	\$0.00	\$7,060.00
22	0099110	1100	\$5,746.00	0.80037765	\$4,598.97	\$873.21	\$273.82
22	0099120	1100	\$9,490.00	0.66070601	\$6,270.10	\$2,698.98	\$520.92
22	0099130	1100	\$10,296.00	0.71939491	\$7,406.89	\$1,508.73	\$1,380.38
22	0099140	1100	\$9,204.00	0.64380487	\$5,925.58	\$2,401.74	\$876.68
22	0099160	1100	\$11,544.00	0.54123267	\$6,247.99	\$1,613.94	\$3,682.07
22	0099170	1100	\$12,584.00	0.6742705	\$8,485.02	\$3,352.28	\$746.70
22	0099180	1100	\$10,816.00	0.6058885	\$6,553.29	\$1,396.53	\$2,866.18
22	0099200	1100	\$24,453.00	0.6869836	\$16,798.81	\$4,328.46	\$3,325.73
22	0099210	1100	\$23,140.00	0.28567761	\$6,610.58	\$15,324.62	\$1,204.80
22	0099300	1100	\$100,991.86	0.22123813	\$22,343.25	\$42,382.81	\$36,265.80
22	0099300	2400	\$52,000.00	0	\$0.00	\$52,000.00	\$0.00
22	0099301	2400	\$0.00		\$0.00	\$0.00	\$0.00
22	0149016	1100	\$277,078.00	0.23129101	\$64,085.65	\$0.00	\$212,992.35
22	0149016	2100	\$0.00		\$0.00	\$0.00	\$0.00
22	0149016	2400	\$40,476.00	0.36588447	\$14,809.54	\$0.00	\$25,666.46
22	0149016	7200	\$0.00		\$0.00	\$0.00	\$0.00
22	0149016	7400	\$0.00		\$0.00	\$0.00	\$0.00
22	0149111	7200	\$0.00		\$0.00	\$0.00	\$0.00
22	0149115	7200	\$0.00		\$0.00	\$0.00	\$0.00
22	0149116	1200	\$272,100.00	0.31967663	\$86,984.01	\$0.00	\$185,115.99
22	0149116	1200	\$262,400.00	0.27840663	\$73,053.90	\$0.00	\$189,346.10
22	0149116	1200	\$54,882.10	0.05595249	\$3,070.79	\$7,347.15	\$44,464.16
22	0149116	2100	\$5,130.00	1.12301365	\$5,761.06	\$0.00	(\$631.06)
22	0149116	2100	\$50,000.00	0.012666	\$633.30	\$12,000.00	\$37,366.70
22	0149116	2100	\$225,000.00	0.0778764	\$17,522.19	\$56,000.00	\$151,477.81
22	0149116	2200	\$4,000.00	0.0309575	\$123.83	\$1,000.00	\$2,876.17
22	0149116	2400	\$96,100.00	0.32883881	\$31,601.41	\$0.00	\$64,498.59
22	0149116	2400	\$155,026.00	0.33701205	\$52,245.63	\$1,494.22	\$101,286.15
22	0149116	2700	\$132.96	0.17569194	\$23.36	\$30.03	\$79.57
22	0149116	4100	\$6,000.00	0	\$0.00	\$1,000.00	\$5,000.00
22	0149116	7400	\$0.00		\$0.00	\$0.00	\$0.00
22	0160000	1100	\$5,338,110.50	0.21799721	\$1,163,693.21	\$0.00	\$4,174,417.29
22	0160000	1100	\$27,636.00	1.95927992	\$54,146.66	\$0.00	(\$26,510.66)
22	0160000	1100	\$132,201.00	1.5994854	\$211,453.57	\$0.00	(\$79,252.57)
22	0160000	1200	\$25,226.00	0	\$0.00	\$0.00	\$25,226.00
22	0160000	1200	\$0.00		\$142,953.19	\$0.00	(\$142,953.19)
22	0160000	1200	\$0.00		\$30,078.92	\$0.00	(\$30,078.92)
22	0160000	1200	\$0.00		\$67,917.55	\$0.00	(\$67,917.55)
22	0160000	1200	\$0.00		\$4,091.37	\$0.00	(\$4,091.37)
22	0160000	1200	\$125,536.00	0	\$0.00	\$0.00	\$125,536.00
22	0160000	1900	\$0.00		\$41.86	\$0.00	(\$41.86)
22	0160000	2100	\$0.00		\$6,704.64	\$0.00	(\$6,704.64)
22	0160000	2400	\$43,640.00	0.27011526	\$11,787.83	\$10,987.75	\$20,864.42
22	0160000	2400	\$0.00		\$0.00	\$0.00	\$0.00
22	0160000	2400	\$0.00		\$1,871.81	\$0.00	(\$1,871.81)
22	0160000	2500	\$110,100.00	0.37577148	\$41,372.44	\$0.00	\$68,727.56
22	0160000	2700	\$2,000.00	0.26065	\$521.30	\$1,000.00	\$478.70
22	0160000	2800	\$410,920.00	0.22910985	\$94,145.82	\$0.00	\$316,774.18
22	0160000	2800	\$615,487.90	0.27072292	\$166,626.68	\$92,068.92	\$356,792.30
22	0160000	2800	\$1,393,540.00	0.46736727	\$651,294.98	\$0.00	\$742,245.02
22	0160000	2800	\$1,068,983.54	0.43948251	\$469,799.57	\$315,339.52	\$283,844.45
22	0160000	2800	\$62,453.00	1.57524346	\$98,378.68	\$0.00	(\$35,925.68)
22	0160000	4100	\$5,877.00	0	\$0.00	\$0.00	\$5,877.00
22	0160410	2100	\$84,811.00	0.51003738	\$43,256.78	\$0.00	\$41,554.22

Fiscal Year	Fund - Expended	Function First Two Digits	Fiscal Year Budgeted Amount	% Expended	Fiscal Year Expense Amount	Fiscal Year Encumbrance Amount	Balance
22	0161000	1100	\$0.00		\$106,803.66	\$0.00	(\$106,803.66)
22	0161000	1100	\$0.00		\$0.00	\$0.00	\$0.00
22	0161000	1100	\$0.00		\$0.00	\$0.00	\$0.00
22	0161000	1200	\$0.00		\$103,106.59	\$0.00	(\$103,106.59)
22	0161000	2100	\$0.00		\$16,249.42	\$0.00	(\$16,249.42)
22	0161000	5600	\$0.00		\$0.00	\$0.00	\$0.00
22	0180000	2600	\$0.00		\$0.00	\$0.00	\$0.00
22	0189000	2400	\$0.00		\$0.00	\$0.00	\$0.00
22	0189110	1100	\$500.00	0	\$0.00	\$300.00	\$200.00
22	0189110	2400	\$15,717.51	0.16200276	\$2,546.28	\$3,634.10	\$9,537.13
22	0189110	7200	\$0.00		\$0.00	\$0.00	\$0.00
22	0189111	1200	\$0.00		\$0.00	\$0.00	\$0.00
22	0189111	7200	\$0.00		\$0.00	\$0.00	\$0.00
22	0189113	2200	\$3,500.00	0	\$0.00	\$0.00	\$3,500.00
22	0189120	2400	\$12,551.09	0.1711429	\$2,148.03	\$3,295.00	\$7,108.06
22	0189120	7200	\$0.00		\$0.00	\$0.00	\$0.00
22	0189123	2200	\$5,000.00	0.765658	\$3,828.29	\$1,171.71	\$0.00
22	0189130	1100	\$3,900.00	0.0215359	\$83.99	\$2,250.00	\$1,566.01
22	0189130	2400	\$19,134.35	0.17267427	\$3,304.01	\$3,300.00	\$12,530.34
22	0189130	7200	\$0.00		\$0.00	\$0.00	\$0.00
22	0189132	1200	\$0.00		\$0.00	\$0.00	\$0.00
22	0189132	7200	\$0.00		\$0.00	\$0.00	\$0.00
22	0189133	2200	\$150.00	0	\$0.00	\$100.00	\$50.00
22	0189135	4500	\$15,000.00	0	\$0.00	\$0.00	\$15,000.00
22	0189140	1100	\$7,800.00	0.07033205	\$548.59	\$1,019.09	\$6,232.32
22	0189140	2400	\$15,350.00	0.11536091	\$1,770.79	\$1,459.29	\$12,119.92
22	0189143	2200	\$6,000.00	0	\$0.00	\$1,000.00	\$5,000.00
22	0189160	1100	\$0.00		\$0.00	\$0.00	\$0.00
22	0189160	2400	\$24,962.97	0.28187111	\$7,036.34	\$4,606.19	\$13,320.44
22	0189160	7200	\$0.00		\$0.00	\$0.00	\$0.00
22	0189161	2200	\$5,000.00	0	\$0.00	\$0.00	\$5,000.00
22	0189163	2200	\$3,000.00	0.01666667	\$50.00	\$0.00	\$2,950.00
22	0189170	1100	\$20,000.00	0	\$0.00	\$0.00	\$20,000.00
22	0189170	2400	\$20,093.89	0.04208095	\$845.57	\$1,500.00	\$17,748.32
22	0189170	7200	\$0.00		\$0.00	\$0.00	\$0.00
22	0189171	2400	\$250.00	0.60828	\$152.07	\$0.00	\$97.93
22	0189173	2200	\$0.00		\$0.00	\$0.00	\$0.00
22	0189180	1100	\$2,098.04	0.63788584	\$1,338.31	\$0.00	\$759.73
22	0189180	2400	\$24,597.33	0.05317081	\$1,307.86	\$4,097.54	\$19,191.93
22	0189180	7200	\$0.00		\$0.00	\$0.00	\$0.00
22	0189181	1200	\$0.00		\$0.00	\$0.00	\$0.00
22	0189183	2200	\$5,000.00	0	\$0.00	\$0.00	\$5,000.00
22	0189184	7200	\$0.00		\$0.00	\$0.00	\$0.00
22	0189200	2400	\$30,947.53	0.09055941	\$2,802.59	\$9,236.20	\$18,908.74
22	0189200	7200	\$0.00		\$36.97	\$0.00	(\$36.97)
22	0189203	2200	\$4,200.00	0.21873333	\$918.68	\$0.00	\$3,281.32
22	0189210	1100	\$0.00		\$0.00	\$0.00	\$0.00
22	0189210	2400	\$22,500.00	0.10061778	\$2,263.90	\$9,236.10	\$11,000.00
22	0189211	2200	\$3,060.00	0.01633987	\$50.00	\$0.00	\$3,010.00
22	0189213	2400	\$0.00		\$0.00	\$0.00	\$0.00
22	0189300	2400	\$44,420.15	0.14494008	\$6,438.26	\$27,729.42	\$10,252.47
22	0189300	7200	\$0.00		\$0.00	\$0.00	\$0.00
22	0189301	2200	\$0.00		\$0.00	\$0.00	\$0.00
22	0189302	1100	\$38,500.00	0.03428571	\$1,320.00	\$37,000.00	\$180.00
22	0189303	3200	\$72,934.71	0.05587285	\$4,075.07	\$46,937.25	\$21,922.39
22	0189304	4300	\$18,232.42	0.09158356	\$1,669.79	\$11,827.07	\$4,735.56
22	0189305	1100	\$0.00		\$0.00	\$0.00	\$0.00
22	0189306	2400	\$7,845.56	0.14484881	\$1,136.42	\$5,260.96	\$1,448.18
22	0189900	2200	\$3,702.01	0	\$0.00	\$0.00	\$3,702.01
22	0189901	1100	\$0.00		\$3,767.67	\$0.00	(\$3,767.67)
22	0189901	1900	\$0.00		\$0.00	\$0.00	\$0.00
22	0189901	2200	\$0.00		\$0.00	\$0.00	\$0.00
22	0189901	7200	\$0.00		\$0.00	\$0.00	\$0.00
22	0189902	2200	\$11,224.52	0	\$0.00	\$0.00	\$11,224.52
22	0189902	2300	\$0.00		\$0.00	\$0.00	\$0.00
22	0189902	2400	\$0.00		\$0.00	\$0.00	\$0.00
22	0189903	2300	\$2,800.00	0	\$0.00	\$0.00	\$2,800.00
22	0189904	2400	\$502.00	0	\$0.00	\$0.00	\$502.00
22	0189905	2100	\$0.00		\$0.00	\$0.00	\$0.00
22	0189905	2100	\$51,248.39	0	\$0.00	\$0.00	\$51,248.39
22	0189906	2900	\$1,117.90	0.42669291	\$477.00	\$0.00	\$640.90
22	0189906	7200	\$0.00		\$0.00	\$0.00	\$0.00
22	0189907	1900	\$2,475.40	0	\$0.00	\$0.00	\$2,475.40
22	0189910	2700	\$3,902.36	0	\$0.00	\$0.00	\$3,902.36
22	0189914	2900	\$300.00	0	\$0.00	\$0.00	\$300.00
22	0189915	2900	\$2,500.00	0	\$0.00	\$0.00	\$2,500.00
22	0189916	2900	\$5,000.00	0.39525	\$1,976.25	\$0.00	\$3,023.75
22	0189918	3200	\$500.00	0	\$0.00	\$0.00	\$500.00
22	0189919	2900	\$1,000.00	0	\$0.00	\$0.00	\$1,000.00
22	0189920	2800	\$1,231.75	0	\$0.00	\$0.00	\$1,231.75
22	0189930	2200	\$0.00		\$0.00	\$0.00	\$0.00
22	0199000	2100	\$7,352.00	0	\$0.00	\$0.00	\$7,352.00
22	0199001	2200	\$0.00		\$0.00	\$0.00	\$0.00
22	0199009	2100	\$0.00		\$0.00	\$0.00	\$0.00
22	0199017	2100	\$0.00		\$0.00	\$0.00	\$0.00
22	0199023	1100	\$0.00		\$0.00	\$0.00	\$0.00
22	0199121	2100	\$40,888.00	0	\$0.00	\$0.00	\$40,888.00
22	0199180	4100	\$0.00		\$0.00	\$0.00	\$0.00
22	0199181	1100	\$0.00		\$0.00	\$0.00	\$0.00
22	0199213	4100	\$0.00		\$0.00	\$0.00	\$0.00
22	0199301	4300	\$0.00		\$0.00	\$0.00	\$0.00
22	0199513	1100	\$0.00		\$0.00	\$0.00	\$0.00
22	0199715	1100	\$0.00		\$0.00	\$0.00	\$0.00
22	0199920	2200	\$1,000.00	0	\$0.00	\$0.00	\$1,000.00
22	0209001	2800	\$20,820.57	0.12831061	\$2,671.50	\$5,354.96	\$12,794.11
22	0209001	7200	\$10,000.00	0	\$0.00	\$0.00	\$10,000.00
22	0229000	7900	\$10,000.00	0.5109	\$5,109.00	\$5,000.00	(\$109.00)
22	0229300	4500	\$9,233.72	0.09352352	\$863.57	\$0.00	\$8,370.15
22	0249001	2900	\$9,024,226.00	0.39802693	\$3,591,884.97	\$2,744,407.95	\$2,687,933.08

Fiscal Year	Fund - Expended	Function First Two Digits	Fiscal Year Budgeted Amount	% Expensed	Fiscal Year Expense Amount	Fiscal Year Encumbrance Amount	Balance
22	0249002	0000	\$0.00		\$0.00	\$0.00	\$0.00
22	0249002	2900	\$735,700.00	0.3052515	\$224,573.53	\$118,473.38	\$392,653.09
22	0249094	2900	\$244,098.00	0.22076928	\$53,889.34	\$158,940.30	\$31,268.36
22	0270000	2900	\$247,533.00	0.12754796	\$31,572.33	\$73,427.67	\$142,533.00
22	0719013	2700	\$3,065,842.81	0.46527239	\$1,426,452.01	\$463,302.70	\$1,176,088.10
22	0719013	2800	\$142,000.00	0.26336042	\$37,397.18	\$27,031.28	\$77,571.54
22	0719013	5100	\$0.00		\$0.00	\$0.00	\$0.00
22	0719013	7200	\$1,731,512.50	0	\$0.00	\$0.00	\$1,731,512.50
22	2009110	4600	\$700.00	0	\$0.00	\$230.00	\$470.00
22	2009111	4600	\$200.00	0	\$0.00	\$0.00	\$200.00
22	2009121	4600	\$234.00	0	\$0.00	\$200.00	\$34.00
22	2009134	7200	\$0.00		\$0.00	\$0.00	\$0.00
22	2009184	7200	\$0.00		\$0.00	\$0.00	\$0.00
22	2009185	4600	\$1,500.00	0	\$0.00	\$0.00	\$1,500.00
22	2009202	4600	\$5,102.65	0.02645684	\$135.00	\$0.00	\$4,967.65
22	2009205	4600	\$250.00	0	\$0.00	\$0.00	\$250.00
22	2009209	4100	\$6,000.00	0	\$0.00	\$0.00	\$6,000.00
22	2009253	4300	\$2,000.00	0	\$0.00	\$2,000.00	\$0.00
22	2009254	4100	\$2,904.97	0.25130036	\$730.02	\$1,615.00	\$559.95
22	2009256	4100	\$4,500.00	0	\$0.00	\$2,000.00	\$2,500.00
22	2009257	4100	\$0.00		\$0.00	\$0.00	\$0.00
22	2009257	7200	\$0.00		\$0.00	\$0.00	\$0.00
22	2009258	4600	\$2,050.00	0	\$0.00	\$1,353.00	\$697.00
22	2009301	4600	\$0.00		\$0.00	\$0.00	\$0.00
22	2009302	4100	\$500.00	0	\$0.00	\$0.00	\$500.00
22	2009303	4100	\$120.00	0	\$0.00	\$0.00	\$120.00
22	2009304	7200	\$0.00		\$0.00	\$0.00	\$0.00
22	2009305	4100	\$0.00		\$0.00	\$0.00	\$0.00
22	2009306	4600	\$0.00		\$0.00	\$0.00	\$0.00
22	2009307	4100	\$38,000.00	0.03959026	\$1,504.43	\$36,495.57	\$0.00
22	2009309	4600	\$600.00	0	\$0.00	\$600.00	\$0.00
22	2009312	4100	\$23,109.07	0	\$0.00	\$23,000.00	\$109.07
22	2009314	4600	\$450.00	0	\$0.00	\$450.00	\$0.00
22	2009315	4600	\$0.00		\$0.00	\$0.00	\$0.00
22	2009316	7200	\$0.00		\$0.00	\$0.00	\$0.00
22	2009318	4100	\$6,200.00	0	\$0.00	\$3,100.00	\$3,100.00
22	2009321	4600	\$16,016.67	0	\$0.00	\$10,000.00	\$6,016.67
22	2009323	4600	\$2,000.00	0	\$0.00	\$2,000.00	\$0.00
22	2009324	4600	\$21,444.56	0	\$0.00	\$11,000.00	\$10,444.56
22	2009325	4100	\$27,000.00	0	\$0.00	\$23,000.00	\$4,000.00
22	2009326	4100	\$6,495.00	0	\$0.00	\$3,500.00	\$2,995.00
22	2009327	4100	\$5,705.00	0	\$0.00	\$3,000.00	\$2,705.00
22	2009330	4100	\$3,478.06	0.10781873	\$375.00	\$1,745.00	\$1,358.06
22	2009330	7200	\$0.00		\$0.00	\$0.00	\$0.00
22	2009331	4600	\$0.00		\$0.00	\$0.00	\$0.00
22	2009332	4100	\$11,030.00	0.0270417	\$298.27	\$5,451.73	\$5,280.00
22	2009333	4600	\$59,500.00	0.14829294	\$8,823.43	\$23,296.57	\$27,380.00
22	2009335	4100	\$10,832.00	0	\$0.00	\$5,500.00	\$5,332.00
22	2009336	4100	\$1,250.00	0	\$0.00	\$1,250.00	\$0.00
22	2009337	4100	\$150.00	0	\$0.00	\$0.00	\$150.00
22	2009339	4100	\$28,500.00	0.02173649	\$619.49	\$27,880.51	\$0.00
22	2009340	4100	\$1,000.00	0.13017	\$130.17	\$853.71	\$16.12
22	2009345	7200	\$0.00		\$0.00	\$0.00	\$0.00
22	2009346	4100	\$500.00	0	\$0.00	\$500.00	\$0.00
22	2009350	4300	\$1,800.00	0.18021667	\$324.39	\$1,475.61	\$0.00
22	2009352	4100	\$10,158.51	0	\$0.00	\$6,000.00	\$4,158.51
22	2009353	4600	\$1,000.00	0	\$0.00	\$500.00	\$500.00
22	2009355	4600	\$1,515.57	0.07417011	\$112.41	\$687.59	\$715.57
22	2009380	4600	\$20,000.00	0	\$0.00	\$10,000.00	\$10,000.00
22	2009418	4600	\$0.00		\$0.00	\$0.00	\$0.00
22	2009419	4600	\$0.00		\$0.00	\$0.00	\$0.00
22	2009420	4600	\$7,497.69	0.97123247	\$7,282.00	\$215.69	\$0.00
22	2009421	4600	\$1,762.28	0	\$0.00	\$896.05	\$866.23
22	2009422	4600	\$2,439.32	0.01118344	\$27.28	\$2,191.73	\$220.31
22	2009423	4600	\$48,000.00	0.00053271	\$25.57	\$47,974.43	\$0.00
22	2009424	4600	\$4,800.00	0	\$0.00	\$4,800.00	\$0.00
22	2009425	4600	\$3,500.00	0.00513714	\$17.98	\$3,482.02	\$0.00
22	3003000	4500	\$45,500.00	0.43956044	\$20,000.00	\$0.00	\$25,500.00
22	3003000	4500	\$10,000.00	0	\$0.00	\$0.00	\$10,000.00
22	3003000	4500	\$282,814.43	0.37717916	\$106,671.71	\$85,523.59	\$90,619.13
22	3009110	4100	\$10,000.00	0	\$0.00	\$0.00	\$10,000.00
22	3009120	4100	\$6,966.00	0.02224088	\$154.93	\$180.07	\$6,631.00
22	3009130	4100	\$10,000.00	0	\$0.00	\$0.00	\$10,000.00
22	3009140	4100	\$8,000.00	0	\$0.00	\$0.00	\$8,000.00
22	3009160	4100	\$9,000.00	0	\$0.00	\$0.00	\$9,000.00
22	3009170	4100	\$20,000.00	0.007	\$140.00	\$860.00	\$19,000.00
22	3009180	4100	\$10,000.00	0	\$0.00	\$0.00	\$10,000.00
22	3009201	4100	\$25,075.00	0.02554177	\$640.46	\$20,787.00	\$3,647.54
22	3009202	4100	\$0.00		\$0.00	\$0.00	\$0.00
22	3009204	4100	\$0.00		\$0.00	\$0.00	\$0.00
22	3009208	4100	\$111,500.00	0	\$0.00	\$0.00	\$111,500.00
22	3009250	4100	\$12,084.00	0.05749172	\$694.73	\$7,592.00	\$3,797.27
22	3009251	4100	\$0.00		\$0.00	\$0.00	\$0.00
22	3009253	4300	\$600.00	0	\$0.00	\$200.00	\$400.00
22	3009253	7200	\$0.00		\$0.00	\$0.00	\$0.00
22	3009258	4100	\$145,006.00	0	\$0.00	\$0.00	\$145,006.00
22	3009301	4500	\$4,500.00	0	\$0.00	\$4,500.00	\$0.00
22	3009302	4500	\$10,114.31	0.24419758	\$2,469.89	\$7,600.00	\$44.42
22	3009303	4600	\$4,017.09	0.25273519	\$1,015.26	\$2,500.00	\$501.83
22	3009304	4600	\$8,878.13	0.33878643	\$3,007.79	\$2,311.16	\$3,559.18
22	3009313	4100	\$29,150.00	0.14727033	\$4,292.93	\$11,957.07	\$12,900.00
22	3009325	4100	\$0.00		\$0.00	\$0.00	\$0.00
22	3009334	4300	\$29,223.18	0.00414431	\$121.11	\$26,378.89	\$2,723.18
22	3009390	4600	\$7,500.00	0	\$0.00	\$7,500.00	\$0.00
22	3009410	4500	\$2,013.29	0.46165232	\$929.44	\$911.72	\$172.13
22	4019010	7200	\$0.00		\$0.00	\$0.00	\$0.00
22	4019011	3200	\$34,867.24	1.32584105	\$45,963.25	\$0.00	(\$11,296.01)
22	4019012	3200	\$323,547.04	0.05004435	\$16,191.70	\$55,361.42	\$251,993.92
22	4019018	3200	\$0.00		\$0.00	\$0.00	\$0.00
22	4019018	7200	\$0.00		\$0.00	\$0.00	\$0.00

Fiscal Year	Fund - Expdiger	Function First Two Digits	Fiscal Year Budgeted Amount	% Expensed	Fiscal Year Expense Amount	Fiscal Year Encumbrance Amount	Balance
22	4019019	3200	\$0.00		\$0.00	\$0.00	\$0.00
22	4019019	7500	\$0.00		\$0.00	\$0.00	\$0.00
22	4019020	7200	\$0.00		\$0.00	\$0.00	\$0.00
22	4019021	3200	\$1,032.89	0.646458	\$667.72	\$0.00	\$365.17
22	4019022	3200	\$8,625.60	0.03199777	\$276.00	\$0.00	\$8,349.60
22	4019030	7200	\$0.00		\$0.00	\$0.00	\$0.00
22	4019031	3200	\$55,469.06	0.99902432	\$55,414.94	\$0.00	\$54.12
22	4019032	3200	\$385,000.00	0.38866665	\$149,636.66	\$51,067.31	\$184,296.03
22	4019032	7200	\$0.00		\$0.00	\$0.00	\$0.00
22	4019038	3200	\$0.00		\$0.00	\$0.00	\$0.00
22	4019038	7200	\$0.00		\$0.00	\$0.00	\$0.00
22	4019039	3200	\$0.00		\$0.00	\$0.00	\$0.00
22	4019039	7500	\$0.00		\$0.00	\$0.00	\$0.00
22	4019041	3200	\$4,632.84	1.0053423	\$4,657.59	\$0.00	(\$24.75)
22	4019048	3200	\$0.00		\$0.00	\$0.00	\$0.00
22	4019048	7200	\$0.00		\$0.00	\$0.00	\$0.00
22	4019049	3200	\$0.00		\$0.00	\$0.00	\$0.00
22	4019049	7500	\$0.00		\$0.00	\$0.00	\$0.00
22	4519010	2900	\$0.00		\$0.00	\$0.00	\$0.00
22	4519011	2900	\$0.00		\$0.00	\$0.00	\$0.00
22	4519019	2900	\$0.00		\$0.00	\$0.00	\$0.00
22	4639017	7500	\$0.00		\$0.00	\$0.00	\$0.00
22	4679020	2100	\$0.00		\$36,030.83	\$0.00	(\$36,030.83)
22	4679020	2200	\$0.00		\$0.00	\$0.00	\$0.00
22	4679021	2100	\$441,636.84	0.18134515	\$80,088.70	\$11,453.50	\$350,094.64
22	4679021	2100	\$0.00		\$0.00	\$0.00	\$0.00
22	4679021	2200	\$4,300.00	0.40055581	\$1,722.39	\$0.00	\$2,577.61
22	4999018	1200	\$0.00		\$0.00	\$0.00	\$0.00
22	4999018	7400	\$0.00		\$0.00	\$0.00	\$0.00
22	4999019	1200	\$0.00		\$0.00	\$0.00	\$0.00
22	4999019	2200	\$0.00		\$0.00	\$0.00	\$0.00
22	4999019	2400	\$0.00		\$0.00	\$0.00	\$0.00
22	4999019	2600	\$0.00		\$0.00	\$0.00	\$0.00
22	4999019	2700	\$0.00		\$0.00	\$0.00	\$0.00
22	5079021	1100	\$0.00		\$0.00	\$0.00	\$0.00
22	5079021	2200	\$9,892.47	0.96892182	\$9,585.03	\$0.00	\$307.44
22	5079021	2200	\$0.00		\$0.00	\$0.00	\$0.00
22	5079021	3200	\$4.73	0	\$0.00	\$0.00	\$4.73
22	5079022	1100	\$3,592,651.92	0	\$0.00	\$0.00	\$3,592,651.92
22	5079121	1100	\$463,920.35	0.02463052	\$11,426.60	\$1,850.00	\$450,643.75
22	5079121	2200	\$134,623.30	0	\$0.00	\$0.00	\$134,623.30
22	5079121	2700	\$970,975.55	0.54250326	\$526,757.40	\$236,504.80	\$207,713.35
22	5109021	1100	\$0.00		\$0.00	\$0.00	\$0.00
22	5109021	1100	\$0.00		\$0.00	\$0.00	\$0.00
22	5109021	2800	\$0.00		\$0.00	\$0.00	\$0.00
22	5109021	3200	\$0.00		\$0.00	\$0.00	\$0.00
22	5109121	2600	\$0.00		\$0.00	\$0.00	\$0.00
22	5169021	1200	\$98,008.95	1.050265	\$102,935.37	\$0.00	(\$4,926.42)
22	5169021	1200	\$41,340.33	0.92508236	\$38,243.21	\$0.00	\$3,097.12
22	5169021	1200	\$19,642.30	1.00846999	\$19,808.67	\$0.00	(\$166.37)
22	5169021	1200	\$34.61	0	\$0.00	\$0.00	\$34.61
22	5169021	2100	\$12,703.10	0	\$0.00	\$0.00	\$12,703.10
22	5169021	2100	\$17,701.35	1.48143955	\$26,223.48	\$0.00	(\$8,522.13)
22	5169021	2100	\$0.00		\$0.00	\$0.00	\$0.00
22	5169021	2100	\$2,322.43	0	\$0.00	\$0.00	\$2,322.43
22	5169021	2100	\$552.19	0	\$0.00	\$0.00	\$552.19
22	5169021	2400	\$25,840.93	0.25157454	\$6,500.92	\$0.00	\$19,340.01
22	5169021	2400	\$7,342.62	1.20552065	\$8,851.68	\$0.00	(\$1,509.06)
22	5169021	3200	\$17.52	0	\$0.00	\$0.00	\$17.52
22	5169022	1200	\$607,522.44	0.19340807	\$117,499.74	\$0.00	\$490,022.70
22	5169022	1200	\$224,432.73	0.1969055	\$44,192.04	\$0.00	\$180,240.69
22	5169022	1200	\$116,575.16	0.19462688	\$22,688.66	\$0.00	\$93,886.50
22	5169022	1200	\$2,708.52	0.07572401	\$205.10	\$1,794.90	\$708.52
22	5169022	2100	\$99,621.66	0	\$0.00	\$0.00	\$99,621.66
22	5169022	2100	\$220,836.40	0.13082345	\$28,890.58	\$791.52	\$191,154.30
22	5169022	2200	\$54,707.06	0.40763916	\$22,300.74	\$8,698.00	\$23,708.32
22	5169022	2400	\$42,965.18	0	\$0.00	\$0.00	\$42,965.18
22	5169022	2400	\$56,195.05	0.19809752	\$11,132.10	\$0.00	\$45,062.95
22	5169022	3200	\$31,469.41	0.94117653	\$29,618.27	\$1,851.14	\$0.00
22	5169122	1200	\$248,308.53	0	\$0.00	\$0.00	\$248,308.53
22	5169122	1200	\$20,000.00	0	\$0.00	\$0.00	\$20,000.00
22	5169122	2200	\$45,000.00	0	\$0.00	\$0.00	\$45,000.00
22	5169122	3200	\$6,912.22	0	\$0.00	\$0.00	\$6,912.22
22	5519121	1200	\$0.00		\$0.00	\$0.00	\$0.00
22	5519121	1200	\$8,638.42	0.96295387	\$8,318.40	\$0.00	\$320.02
22	5519121	2200	\$750.00	1	\$750.00	\$0.00	\$0.00
22	5519122	1200	\$6,960.14	0.04762404	\$331.47	\$4,668.53	\$1,960.14
22	5729021	1200	\$45,015.46	1.23355665	\$55,529.12	\$0.00	(\$10,513.66)
22	5729021	2200	\$27,734.10	0.00919518	\$255.02	\$0.00	\$27,479.08
22	5729021	3200	\$999.78	0	\$0.00	\$0.00	\$999.78
22	5729021	3200	\$583.57	0	\$0.00	\$0.00	\$583.57
22	5729022	1200	\$456,495.69	0.21400524	\$97,692.47	\$0.00	\$358,803.22
22	5729022	2200	\$0.00		\$324.54	\$0.00	(\$324.54)
22	5729022	3200	\$1,850.00	0	\$0.00	\$0.00	\$1,850.00
22	5729022	3200	\$4,000.00	0.46181	\$1,847.24	\$1,326.76	\$826.00
22	5729121	1100	\$166,284.55	0.24334871	\$40,465.13	\$0.00	\$125,819.42
22	5729122	1100	\$73,590.14	0.10178565	\$7,490.42	\$2,527.10	\$63,572.62
22	5729221	1100	\$10,107.88	1	\$10,107.88	\$0.00	\$0.00
22	5729221	2200	\$0.00		\$0.00	\$0.00	\$0.00
22	5729222	1100	\$15,650.27	0	\$0.00	\$0.00	\$15,650.27
22	5849022	1100	\$8,000.00	0.03419875	\$273.59	\$6,826.41	\$900.00
22	5849022	2200	\$24,434.04	0.07673311	\$1,874.90	\$0.00	\$22,559.14
22	5849022	3200	\$3,224.05	0.13144957	\$423.80	\$2,800.25	\$0.00
22	5879021	1200	\$1,678.80	0.99912437	\$1,677.33	\$0.00	\$1.47
22	5879022	1200	\$41,013.45	0.19824789	\$8,130.83	\$2,400.00	\$30,482.62
22	5879121	1200	\$4,629.13	0.97188889	\$4,499.00	\$0.00	\$130.13
22	5879121	2200	\$546.62	0	\$0.00	\$0.00	\$546.62
22	5909021	1100	\$0.00		\$0.00	\$0.00	\$0.00
22	5909021	2200	\$102,138.29	0.16145698	\$16,490.94	\$0.00	\$85,647.35
22	5909021	3200	\$1,166.63	0.68487867	\$799.00	\$0.00	\$367.63

Fiscal Year	Fund - Expdger	Function First Two Digits	Fiscal Year Budgeted Amount	% Expensed	Fiscal Year Expense Amount	Fiscal Year Encumbrance Amount	Balance
22	5909021	7400	\$0.00		\$0.00	\$0.00	\$0.00
22	5909022	2200	\$111,638.69	0.18192403	\$20,309.76	\$35,936.43	\$55,392.50
22	5909022	3200	\$11,097.25	0.03505373	\$389.00	\$5,708.25	\$5,000.00
22	5999021	1100	\$20,000.00	0.2677005	\$5,354.01	\$0.00	\$14,645.99
22	5999021	2200	\$26,155.21	0.03814766	\$997.76	\$0.00	\$25,157.45
22	5999021	3200	\$718.81	0.83332174	\$599.00	\$0.00	\$119.81
Totals			\$128,401,507.24				

GENERAL FUND-TRUE DAYS CASH

Includes Emergency Levy

