

Medina City Schools

General Fund Analysis

September 30, 2020

	2020-2021 Original Estimate (1)	Y-T-D Actual July 2020 - June 2021 (2)	Percent	Variance (3)
Beginning Balance - July 1, 2020		54,676,370.23		0.00
General Fund	32,189,888.32			
Other Funds - Substitute Levy	22,486,481.91			
Revenue	<u>74,937,361.00</u>	<u>32,211,331.01</u>	<u>43.0%</u>	<u>42,726,029.99</u>
	74,937,361.00	32,211,331.01		42,726,029.99
Expenditures	85,875,970.00	21,936,665.66	25.5%	63,939,304.34
Encumbrance	851,800.00	3,856,956.77		-3,005,156.77
	<u>86,727,770.00</u>	<u>25,793,622.43</u>		<u>60,934,147.57</u>
Ending Balance - June 30, 2020	42,885,961.23	61,094,078.81		-18,208,117.58

Original Estimate revenue, expenditure and encumbrance taken from May 2020 five-year forecast
Includes May 2018 Substitute Levy

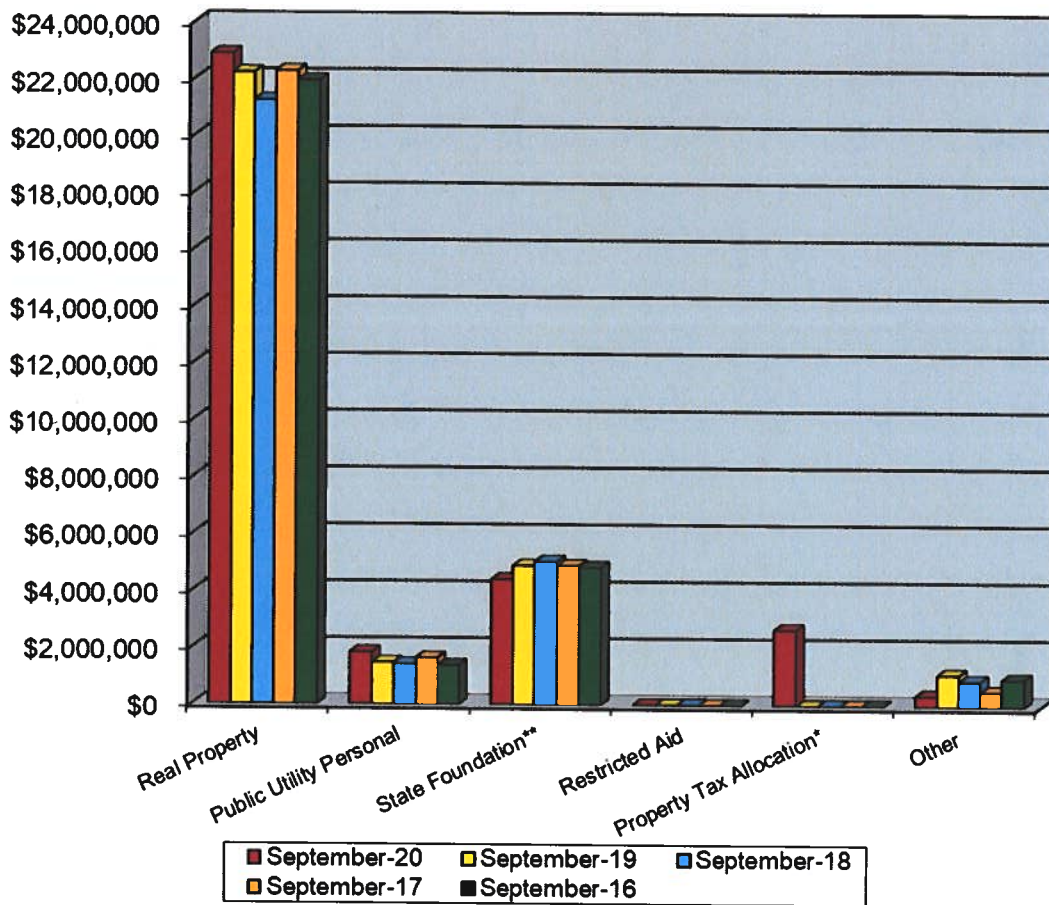
General Fund Summary

September 2020

Revenues

1. Real Property Taxes – Total Real Property Taxes received from the beginning of the fiscal year until September 30, 2020 is \$22,894,292.13. This is an increase of 2.9% above last year's taxes received at this time. Settlement occurred this August moving money to Public Utility Personal Property whereas last year's settlement was in September. \$-0- was collected in September.
2. Public Utility Personal Property Taxes – Total Public Utility Personal Property Taxes received from the beginning of the fiscal year until September 30, 2020 is \$1,837,573.15. These monies are distributed upon settlement from the County Auditor. This amount is listed in a separate line for State and five-year forecasting purposes. \$-0- had been transferred in September.
3. State Foundation – State Foundation monies received from the State of Ohio from the beginning of the fiscal year until September 30, 2020 total \$4,411,307.18. This is a decrease of 9.9% below last year's foundation money received at this time. \$1,439,277.33 was collected in September.
4. Restricted Aid – Restricted Aid monies are for Career Tech funding and Economically Disadvantaged Students. We have added e-Rate funding as well because these funds are restrictive to technology. Monies received from the beginning of the fiscal year until September 30, 2020 total \$20,714.85. \$6,904.88 was collected in September.
5. Homestead and Rollback – Monies received from the State of Ohio from the beginning of the fiscal year until September 30, 2020 total \$2,670,562.80. Receipts are based upon the real property taxes collected and Homestead filings with the County Auditor. \$2,670,562.80 was collected in September.
6. Other – Other monies received from the beginning of the fiscal year until September 30, 2020 total \$376,880.90. This is a decrease of 66.1% below last year at this time and is due to Tuition, Open Enrollment-In, Interest Earnings, Pay to Participate, Parking Fees, Field Trips, Medicare Funding, Refund of Prior Year Expenditures, and Medicare Settlement funds. \$165,203.27 was collected in September.

General Fund Revenue



	September-20	September-19	September-18	September-17	September-16	Current Forecast
Real Property	\$22,894,292	\$22,230,759	\$21,260,827	\$22,284,894	\$21,963,304	\$44,714,692
Public Utility Personal	\$1,837,573	\$1,474,378	\$1,422,880	\$1,633,842	\$1,384,942	\$3,741,882
State Foundation**	\$4,411,307	\$4,895,138	\$5,040,264	\$4,897,774	\$4,844,415	\$17,674,257
Restricted Aid	\$20,715	\$20,718	\$21,067	\$7,716	\$3,748	\$82,924
Property Tax Allocation*	\$2,670,563	\$0	\$0	\$0	\$0	\$5,447,181
Other	\$376,881	\$1,111,964	\$897,969	\$521,042	\$964,765	\$3,276,425
Total	\$32,211,331	\$29,732,958	\$28,643,007	\$29,345,267	\$29,161,174	\$74,937,361
State %	22.0%	16.5%	17.7%	16.7%	16.6%	

* Includes Homestead/Rollback, Tangible Personal Property Tax Fixed Rate Loss Reimbursement and Electric Deregulation.

** Includes Casino Revenue in State Foundation beginning January 2013 and Economic Disadvantaged Funding in November 2013.

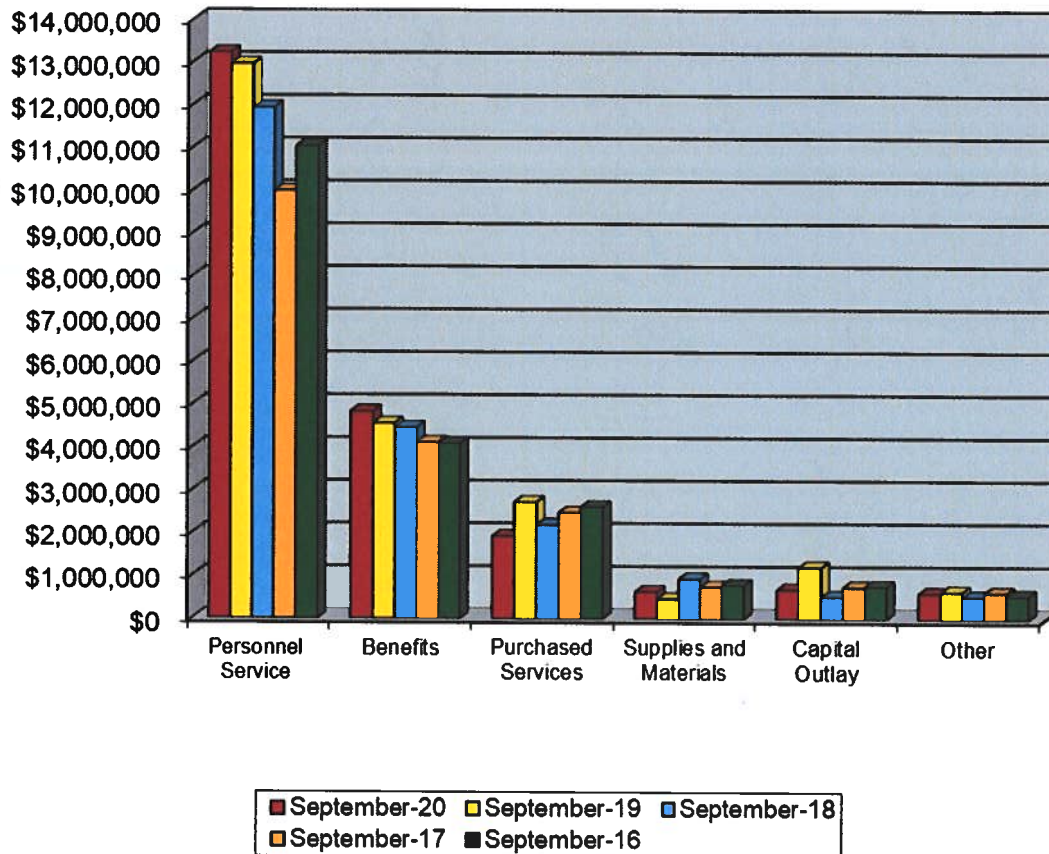
General Fund Summary

September 2020

Expenditures

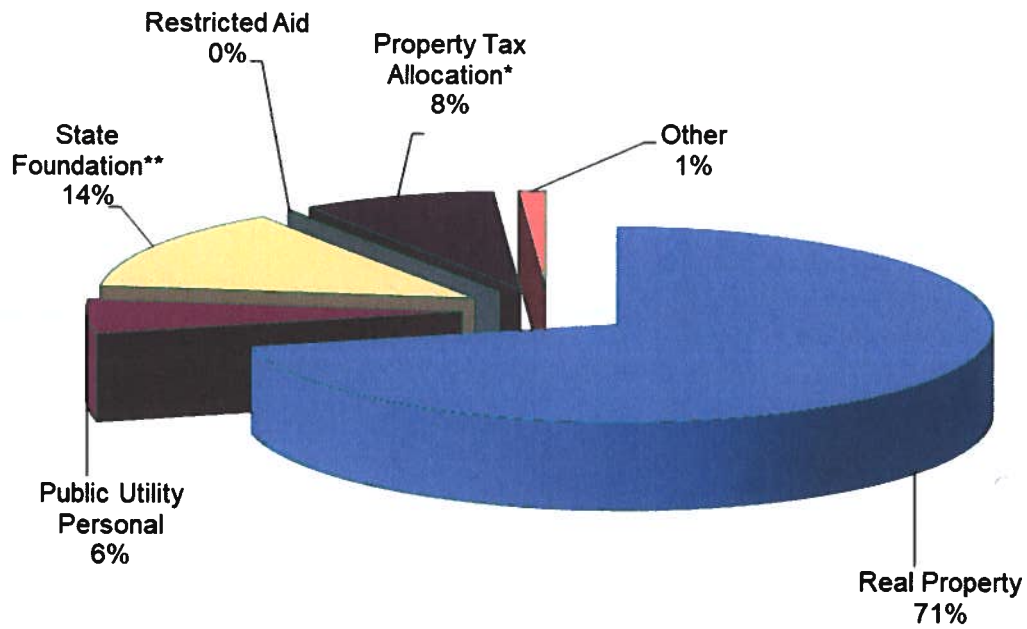
1. **Personnel Services**– The costs for personnel services for the School District from the beginning of the fiscal year until September 30, 2020 was \$13,235,290.84. This was an increase of 2.1% above last year at this time. \$3,764,989.20 was spent in September.
2. **Benefits** – The cost for benefits for the School District from the beginning of the fiscal year until September 30, 2020 was \$4,839,501.72. This was an increase of 6.1% above last year at this time and is due to payment of Surcharge to SERS. \$1,705,034.73 was spent in September.
3. **Purchased Services** – The cost for purchased services for the district from the beginning of the fiscal year until September 30, 2020 total \$1,928,628.78. This was a 29.1% decrease below last year at this time and is due to Professional Services, Legal Services, GAAP Conversion, Contracted Services, Garbage Removal, Rental, Travel, Postage, Telephone, Advertising, Electricity, Water/Sewer, Gas, Other Tuition, and Open Enrollment, and CCP Tuition. \$531,725.82 was spent in September.
4. **Supplies and Materials** – The cost for supplies and materials for the district from the beginning of the fiscal year until September 30, 2020 total \$635,907.55. This was a 35.7% increase above last year at this time. General Supplies, Textbooks, Media Books, Electronic Subscriptions, Meeting Supplies, and Transportation Parts account for this increase. \$431,158.04 was spent in September.
5. **Capital Outlay** – The cost for capital outlay for the district from the beginning of the fiscal year until September 30, 2020 total \$688,923.09. This was a 43.1% decrease below last year at this time and was mainly due to reductions in Capital Equipment and Capital Lease. \$130,458.21 was spent in September.
6. **Other** – The cost of other expenditures excluding transfers for the district was \$608,413.68 for the fiscal year until September 30, 2020. This was a 5.1% decrease below last year at this time. \$74,271.88 was spent in September. Dues and Fees, Memberships, and County Board Services make up the majority of this decrease.

General Fund Expenditures

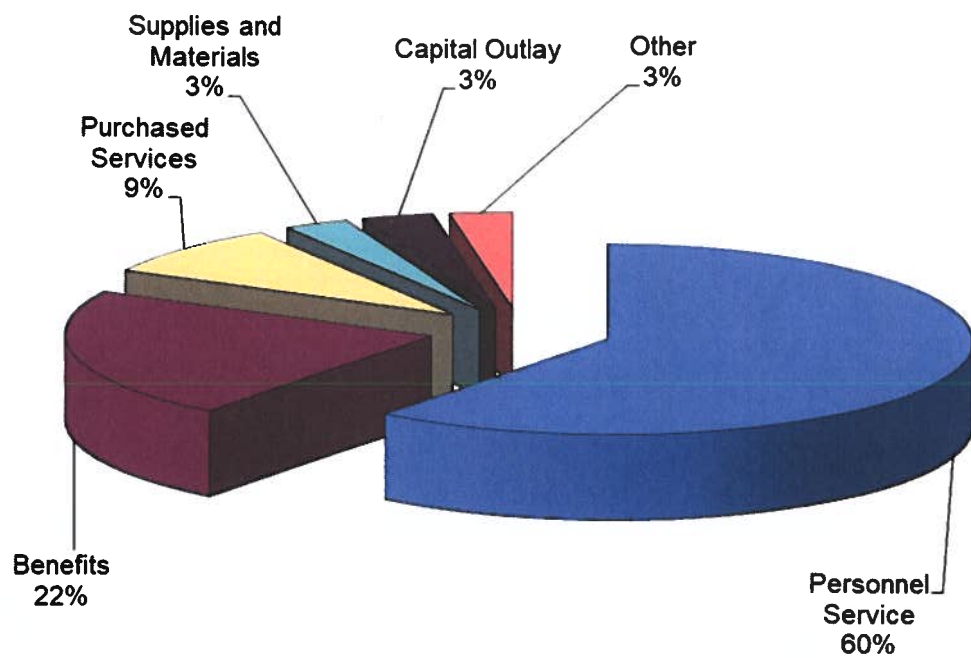


	September-20	September-19	September-18	September-17	September-16	Current Forecast
Personnel Service	\$13,235,291	\$12,967,673	\$11,942,975	\$10,001,901	\$11,047,030	\$52,088,578
Benefits	\$4,839,502	\$4,561,649	\$4,461,847	\$4,114,925	\$4,085,553	\$18,366,699
Purchased Services	\$1,928,629	\$2,721,525	\$2,200,287	\$2,477,203	\$2,607,975	\$9,482,918
Supplies and Materials	\$635,908	\$468,724	\$935,835	\$749,087	\$790,221	\$1,858,287
Capital Outlay	\$688,923	\$1,211,172	\$520,587	\$746,161	\$757,892	\$1,359,017
Other	\$608,414	\$641,145	\$531,728	\$619,019	\$547,805	\$1,750,175
Transfers and Adv., Etc.	\$0	(\$50)	\$0	\$0	\$50	\$970,296
Other than Debt						
Total	\$21,936,666	\$22,571,838	\$20,593,260	\$18,708,296	\$19,836,525	\$85,875,970

Current General Fund Revenue



Current General Fund Expenditures



SEPTEMBER 2020

Bank Balance - Regular Account		Balance
		3,399,557.92
Financial Checks Outstanding	633,524.71	
Worker Comp Outstanding	2,049.20	
Payroll Checks Outstanding	57,288.79	
	692,862.70	(692,862.70)
Huntington/Flex Spending	26,170.40	
Flex O/S Checks	340.30	25,830.10
JPMorgan/Metlife Claims	25,186.20	25,186.20
Westfield Bank	14,904.00	14,904.00
Westfield Bank Sweep	3,020,104.68	3,020,104.68
Investments:		
Redtree Investments	23,801,169.75	
T. Rowe - Collins	265,074.37	
Scudder - Collins	311,896.31	
Scudder - Bushman	5,212.00	
Kanehl Stocks	2,335.42	
Star Ohio (22923)	29,101,436.65	
Multi-Bank Securities	14,556,000.00	
Multi-Bank Money Market	43.69	
Fifth Third Securities	9,600,687.90	
Fifth Third Money Market	527,751.47	
Total	78,171,607.56	83,964,327.76
Adjustments		
Deposits in Transit	31,208.97	
Expenses not posted	(260.00)	
Total	30,948.97	83,995,276.73
MCSD Balance		83,995,276.73
Difference Between Bank vs. Book		0.00

Medina City School District

Sales Tax Update

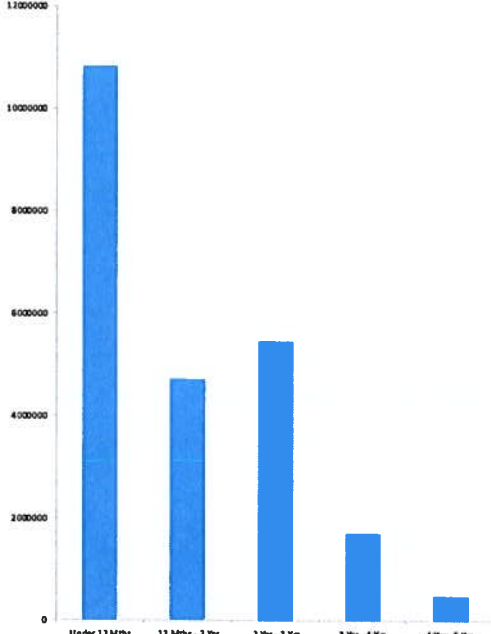

Date	Sales Tax Description	Receipts	Expenditures	Balance
July 1, 2020	Beginning Balance (071) Sales Tax and (002-9012) Bond			\$3,491,568.70
July	6-Month Asbestos Surveillance Inspection and Reports		\$525.00	\$3,491,043.70
	A I Root Classroom Expansion Doors		\$768.75	\$3,490,274.95
	Design and Construction for Root Locker Bay Conversion		\$640.42	\$3,489,634.53
	Architectural and Engineering Services for Summer Paving		\$2,500.00	\$3,487,134.53
	Consulting Services for MHS Roof Replacement		\$6,175.00	\$3,480,959.53
	Replacement of MHS Roof		\$304,119.00	\$3,176,840.53
	Sales Tax Distribution	\$770,376.50		\$3,947,217.03
	MHS Bleacher Replacement		\$222,000.00	\$3,725,217.03
	Ella Canavan Security Entrance Door Parts		\$1,820.71	\$3,723,396.32
	Fleet Master Lease Agreement		\$11,826.28	\$3,711,570.04
	A I Root Locker Bay Conversion		\$19,655.06	\$3,691,914.98
August	A I Root Classroom Expansion Doors		\$4,721.25	\$3,687,193.73
	Blake POD C Carpet and Tile Replacement		\$15,264.00	\$3,671,929.73
	Installation of Electric Remote Release at Canavan		\$1,340.00	\$3,670,589.73
	Removal and Replacement of Six Windows at Evolve		\$4,390.00	\$3,666,199.73
	Labor and Materials to Complete Spray On Fireproofing - MHS		\$63,400.00	\$3,602,799.73
	A I Root Locker Bay Conversion		\$79,548.54	\$3,523,251.19
	Consulting Services for MHS Roof Replacement		\$4,116.00	\$3,519,135.19
	Replacement of MHS Roof		\$76,626.00	\$3,442,509.19
	Fleet Master Lease Agreement		\$11,830.95	\$3,430,678.24
	Architectural and Engineering Services for Summer Paving		\$19,880.00	\$3,410,798.24
September	Replacement Stage Curtains at PAC		\$20,937.31	\$3,389,860.93
	Design and Construction for Root Locker Bay Conversion		\$3,325.27	\$3,386,535.66
	Construction of Northrop Trail		\$29,748.20	\$3,356,787.46
	Change Order - Installation of Retractable Bollards, Fence Post and Handrail		\$1,650.00	\$3,355,137.46
	Fleet Master Lease Agreement		\$11,830.95	\$3,343,306.51
	Furniture for A I Root for Locker Bay Conversion		\$17,002.85	\$3,326,303.66
	Claggett - Desks/Chairs for Two Classrooms		\$14,179.53	\$3,312,124.13
	Consulting Services for MHS Roof Replacement		\$2,059.25	\$3,310,064.88
	Replacement of MHS Roof		\$55,242.00	\$3,254,822.88
	Construction of a Secure Vestibule at Blake		\$27,834.00	\$3,226,988.88
	Architectural and Engineering Services for Summer Paving		\$2,680.00	\$3,224,308.88
	Fiscal Year Totals	\$770,376.50	\$1,037,636.32	

Medina City School District
Recreation Center Update

Date	Description	District Revenue	District Expenses	City Reimbursements	Total Balance
July 1, 2020	Beginning Balance (003-9001)				\$ 202,370.92
07/08/20	Tile Repairs			\$1,000.00	\$ 203,370.92
07/09/20	Mens Sauna Floor Cement		\$1,236.25		\$ 202,134.67
07/14/20	Insulation for Sauna - Credit		-\$62.50		\$ 202,197.17
07/22/20	Installation of Carpet			\$1,250.00	\$ 203,447.17
08/12/20	Donation - Partner Mktg	\$1,044.98			\$ 204,492.15
08/18/20	Mens Sauna Floor Cement			\$618.13	\$ 205,110.28
09/30/20	No Revenues, No Expenditures				
Total Revenues, Expenditures and Reimbursements		\$ 1,044.98	\$ 1,173.75	\$ 2,868.13	

Monthly Investment Summary
Medina City School District
US Bank Custodian Acct Ending x70982
 September 30, 2020

Monthly Cash Flow Activity		Market Value Summary				
From 08-31-20 through 09-30-20		Security Type	Market Value	Pct. Assets	Avg Yield at Cost	Wght Avg Mat
Beginning Book Value	23,774,892.67	Money Market Fund				
Contributions	0.00	MONEY MARKET FUND	783,938.60	3.3	0.04	0.00
Withdrawals	0.00	Fixed Income				
Realized Gains/Losses	750.00	MUNICIPAL BONDS	1,509,734.00	6.3	1.17	1.41
Gross Interest Earnings	25,527.08	U.S. GOVERNMENT AGENCY DISCOUNT NOTES	1,199,373.34	5.0	0.20	0.52
Ending Book Value	23,801,169.75	U.S. GOVERNMENT AGENCY NOTES	12,909,091.91	53.9	0.71	2.16
		U.S. TREASURY NOTES	7,505,124.23	31.3	1.70	0.50
		Accrued Interest	50,540.64	0.2		
		TOTAL PORTFOLIO	23,957,802.72	100.0	1.00	1.44

Maturity Distribution		Security Type Allocation	
<p align="center">Distribution by Maturity</p> 			

Disclosures:

RedTree's internal accounting system is used as the source of the market value of this account. Although obtained from a source believed to be reliable, we cannot guarantee its accuracy. You should review all account statements provided by the custodian and compare with the statements provided by RedTree.

Questions? Call 888.596.2293 or email info@redtreeinv.com

Portfolio Holdings Report
Medina City School District
US Bank Custodian Acct Ending x70982
 September 30, 2020

Quantity	Cusip	Security Description	Moody's	S&P	Cost Basis	Market Value	Yield at Cost	Wtd Maturity	Purchase Date
U.S. GOVERNMENT AGENCY NOTES									
1,070,000	3135G0F73	Federal Natl Mtg Assoc 1.500% Due 11-30-20	Aaa	AA+	1,063,023.60	1,072,445.82	2.00	0.17	08-01-19
1,000,000	3134GVNS3	Federal Home Ln Mtg 0.550% Due 04-27-22	Aaa	AA+	1,000,000.00	1,000,174.90	0.55	1.56	04-27-20
500,000	3134GVTG3	Federal Home Ln Mtg 0.350% Due 05-13-22	Aaa	AA+	500,000.00	500,066.95	0.35	1.61	05-13-20
1,200,000	3133ELZN7	Federal Farm Credit Bank 0.160% Due 05-18-22	Aaa	AA+	1,197,804.00	1,199,864.96	0.25	1.63	05-26-20
1,000,000	3133ELN26	Federal Farm Credit Bank 0.260% Due 06-22-22	Aaa	AA+	999,460.00	1,001,735.05	0.29	1.72	06-22-20
1,000,000	3134GVMH8	Federal Home Ln Mtg 0.550% Due 07-27-22	Aaa	AA+	1,000,000.00	1,000,213.78	0.55	1.81	04-27-20
1,000,000	3134GVN87	Federal Home Ln Mtg 0.400% Due 12-15-22	Aaa	AA+	1,000,000.00	1,000,451.60	0.40	2.19	06-15-20
1,500,000	3133ELUJ1	Federal Farm Credit Bank 1.000% Due 03-24-23	Aaa	AA+	1,500,000.00	1,504,468.30	1.00	2.45	03-24-20
1,000,000	3135G03P6	Federal Natl Mtg Assoc 0.800% Due 04-27-23	Aaa	AA+	1,000,000.00	999,998.41	0.80	2.54	04-27-20
700,000	3135G04Q3	Federal Natl Mtg Assoc 0.250% Due 05-22-23	Aaa	AA+	698,064.50	700,501.89	0.34	2.63	05-28-20
1,230,000	3134GVN20	Federal Home Ln Mtg 0.500% Due 06-23-23	Aaa	AA+	1,230,000.00	1,231,242.19	0.50	2.71	06-23-20
700,000	3134GVYH5	Federal Home Ln Mtg 0.500% Due 11-28-23	Aaa	AA+	700,000.00	700,484.00	0.50	3.13	05-28-20
500,000	3130AJ6M6	Federal Home Ln Bank 1.700% Due 02-26-24	Aaa	AA+	500,000.00	497,279.48	1.70	3.29	02-26-20
500,000	3134GW3B0	Federal Home Ln Mtg 0.700% Due 09-02-25	Aaa	AAA	500,000.00	500,164.57	0.70	4.83	09-04-20
Accrued Interest						21,692.39			
					12,888,352.10	12,930,784.30	0.71	2.16	
MUNICIPAL BONDS									
1,000,000	971090XA8	City of Willoughby, OH GO 2.000% Due 05-21-21	Aa2	AA	1,008,400.00	1,009,300.00	1.15	0.64	05-21-20
460,000	244721FK7	Defiance CSD, OH GO 4.000% Due 12-01-23	Aa2		502,522.40	500,434.00	1.20	2.96	07-16-20
Accrued Interest						13,355.56			
					1,510,922.40	1,523,089.56	1.17	1.41	
U.S. TREASURY NOTES									
1,200,000	912828M98	US Treasury Note 1.625% Due 11-30-20	Aaa	AA+	1,197,187.50	1,202,978.40	1.83	0.17	09-30-19
1,000,000	912828N89	US Treasury Note 1.375% Due 01-31-21	Aaa	AA+	998,125.00	1,004,102.00	1.56	0.33	01-28-20
615,000	912828N89	US Treasury Note 1.375% Due 01-31-21	Aaa	AA+	613,991.02	617,522.73	1.54	0.33	01-30-20
1,200,000	912828P87	US Treasury Note 1.125% Due 02-28-21	Aaa	AA+	1,192,593.76	1,205,062.80	1.66	0.42	12-27-19
1,250,000	912828Q37	US Treasury Note 1.250% Due 03-31-21	Aaa	AA+	1,242,382.81	1,257,177.50	1.69	0.50	10-30-19
1,000,000	912828S27	US Treasury Note 1.125% Due 06-30-21	Aaa	AA+	987,226.56	1,007,500.00	1.86	0.75	09-17-19
1,200,000	912828F6	US Treasury Note 1.125% Due 08-31-21	Aaa	AA+	1,188,750.00	1,210,780.80	1.68	0.91	12-10-19
Accrued Interest						15,492.70			
					7,420,256.65	7,520,616.93	1.70	0.50	

Disclosures:

RedTree's internal accounting system is used as the source of the market value of this account. Although obtained from a source believed to be reliable, we cannot guarantee its accuracy. You should review all account statements provided by the custodian and compare with the statements provided by RedTree.

Questions? Call 888.596.2293 or email info@redtreeinv.com

Portfolio Holdings Report
Medina City School District
US Bank Custodian Acct Ending x70982
 September 30, 2020

Quantity	Cusip	Security Description	Moody's	S&P	Cost Basis	Market Value	Yield at Cost	Wtd Maturity	Purchase Date
U.S. GOVERNMENT AGENCY DISCOUNT NOTES									
1,200,000	313385EA0	Federal Home Ln Bank Discount Note 0.000% Due 04-07-21	P-1	A-1+	1,197,700.00	1,199,373.34	0.20	0.52	04-27-20
MONEY MARKET FUND									
	USBMMF	First American Treasury Obligations Fund			783,938.60	783,938.60	0.04		
TOTAL PORTFOLIO					23,801,169.75	23,957,802.72	1.00	1.44	

Disclosures:

RedTree's internal accounting system is used as the source of the market value of this account. Although obtained from a source believed to be reliable, we cannot guarantee its accuracy. You should review all account statements provided by the custodian and compare with the statements provided by RedTree.

Questions? Call 888.596.2293 or email info@redtreeinv.com

Monthly Activity Reports
Medina City School District
US Bank Custodian Acct Ending x70982
 From 09-01-20 Through 09-30-20

GROSS INTEREST INCOME

Ex-Date	Pay-Date	Security	Amount
U.S. GOVERNMENT AGENCY NOTES			
09-03-20	09-04-20	Federal Home Ln Mtg 2.100% Due 09-23-24	2,347.92
09-04-20	09-04-20	Federal Home Ln Mtg 0.700% Due 09-02-25	-19.44
09-23-20	09-23-20	Federal Home Ln Mtg 2.100% Due 09-23-24	7,875.00
09-24-20	09-24-20	Federal Farm Credit Bank 1.000% Due 03-24-23	7,500.00
			<hr/> 17,703.48
U.S. TREASURY NOTES			
09-30-20	09-30-20	US Treasury Note 1.250% Due 03-31-21	7,812.50
MONEY MARKET FUND			
09-01-20	09-01-20	First American Treasury Obligations Fund	11.10
GROSS INCOME			25,527.08

Disclosures:

RedTree's internal accounting system is used as the source of the market value of this account. Although obtained from a source believed to be reliable, we cannot guarantee its accuracy. You should review all account statements provided by the custodian and compare with the statements provided by RedTree.

Questions? Call 888.596.2293 or email info@redtreeinv.com

Purchase and Sale
Medina City School District
US Bank Custodian Acct Ending x70982
 From 09-01-20 Through 09-30-20

Trade Date	Settle Date	Quantity	Security	Unit Price	Amount
PURCHASES					
09-04-2020	09-04-2020	500,000	Federal Home Ln Mtg 0.700% Due 09-02-25	100.00	500,000.00
					500,000.00
SALES					
09-03-2020	09-04-2020	250,000	Federal Home Ln Mtg 2.100% Due 09-23-24	100.10	250,250.00
09-23-2020	09-23-2020	750,000	Federal Home Ln Mtg 2.100% Due 09-23-24	100.00	750,000.00
					1,000,250.00

Disclosures:

RedTree's internal accounting system is used as the source of the market value of this account. Although obtained from a source believed to be reliable, we cannot guarantee its accuracy. You should review all account statements provided by the custodian and compare with the statements provided by RedTree.

Questions? Call 888.596.2293 or email info@redtreeinv.com

Realized Gains/Losses
Medina City School District
US Bank Custodian Acct Ending x70982
 From 09-01-20 Through 09-30-20

Open Date	Close Date	Quantity	Security	Cost Basis	Proceeds	Gain Or Loss	
						Short Term	Long Term
09-23-2019	09-04-2020	250,000	Federal Home Ln Mtg 2.100% Due 09-23-24	249,875.00	250,250.00	375.00	
09-23-2019	09-23-2020	750,000	Federal Home Ln Mtg 2.100% Due 09-23-24	749,625.00	750,000.00	375.00	
TOTAL GAINS						750.00	0.00
TOTAL LOSSES						0.00	0.00
TOTAL REALIZED GAIN/LOSS						750.00	0.00

Disclosures:

RedTree's internal accounting system is used as the source of the market value of this account. Although obtained from a source believed to be reliable, we cannot guarantee its accuracy. You should review all account statements provided by the custodian and compare with the statements provided by RedTree.

Questions? Call 888.596.2293 or email info@redtreeinv.com

ENV# CEBJXFMCBBKPMPO_BBBBB
FIFTH THIRD SECURITIES, INC.
MD 1M0B2A
5050 KINGSLEY DRIVE
CINCINNATI, OH 45263

MEDINA CITY SCHOOLS
DAVID CHAMBERS
739 WEYMOUTH RD
MEDINA OH 44256



STATEMENT FOR THE PERIOD SEPTEMBER 1, 2020 TO SEPTEMBER 30, 2020

MEDINA CITY SCHOOLS - Corporation
Account Number: [REDACTED]

By the courtesy of:
CARTER/SAVAGE

For questions about your accounts:
Local: 614 744 5496
In-State: 614 744 7074
National: 888 889 1025

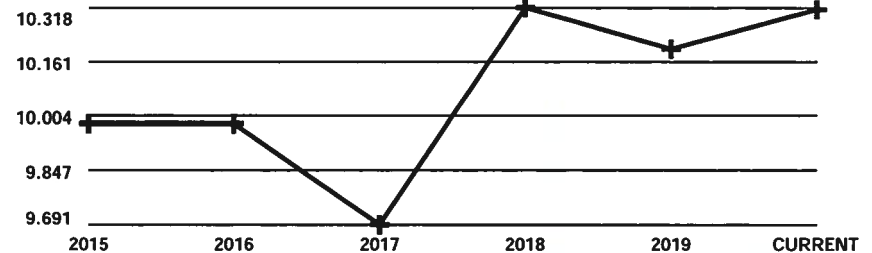
TOTAL VALUE OF YOUR PORTFOLIO **\$10,313,852.31**

FOR YOUR INFORMATION

Fifth Third Securities, Inc. Investments offered through Fifth Third Securities, Inc., member FINRA/SIPC

CHANGE IN VALUE OF YOUR PORTFOLIO

\$ millions



Change In Value Of Your Portfolio information can be found in Miscellaneous Footnotes at the end of this statement.

Fifth Third Securities, Inc.

MN _CEBJXFMCBBKPMPO_BBBBB 20200930

Account carried with National Financial Services LLC, Member
NYSE, SIPC

Statement for the Period September 1, 2020 to September 30, 2020

MEDINA CITY SCHOOLS - Corporation

Account Number: [REDACTED]



**Fifth Third
Securities**

Account Overview

CHANGE IN ACCOUNT VALUE	Current Period	Year-to-Date
BEGINNING VALUE	\$10,327,446.82	\$10,198,616.66
Additions and Withdrawals	(\$5,306.71)	(\$137,653.97)
Income	\$5,306.71	\$137,653.97
Taxes, Fees and Expenses	\$0.00	\$0.00
Change in Value	(\$13,594.51)	\$115,235.65
ENDING VALUE (AS OF 09/30/20)	\$10,313,852.31	\$10,313,852.31

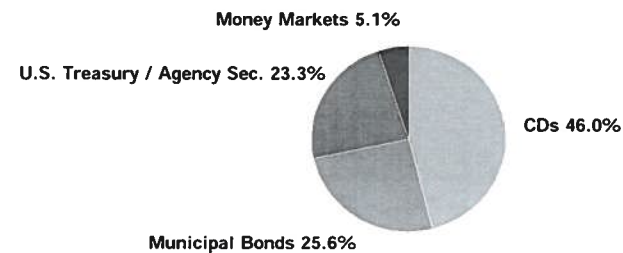
Refer to Miscellaneous Footnotes for more information on Change in Value.

INCOME	Current Period	Year-to-Date
TAXABLE		
Taxable Dividends	\$36.92	\$3,524.63
Taxable Interest	\$5,269.79	\$134,129.34
TOTAL TAXABLE	\$5,306.71	\$137,653.97
TOTAL INCOME	\$5,306.71	\$137,653.97

Taxable income is determined based on information available to NFS at the time the statement was prepared, and is subject to change. Final information on taxation of interest and dividends is available on Form 1099-Div, which is mailed in February of the subsequent year.

REALIZED GAIN (LOSS)	Current Period	Year-to-Date
Short Term Gain	\$0.00	\$5,975.00
Short Term Loss	\$0.00	\$0.00
Disallowed Short Term Loss	\$0.00	\$0.00
TOTAL SHORT TERM GAIN (LOSS)	\$0.00	\$5,975.00

ACCOUNT ALLOCATION



	Percent	Prior Period	Current Period
Money Markets	5.1 %	\$776,848.68	\$527,751.47
CDs	46.0	\$4,504,434.59	\$4,747,602.69
Municipal Bonds	25.6	\$2,645,761.55	\$2,639,894.65
U.S. Treasury / Agency Sec.	23.3	\$2,400,402.00	\$2,398,603.50
TOTAL	100.0 %	\$10,327,446.82	\$10,313,852.31

Account Allocation shows the percentage that each asset class represents of your total account value. Account Allocation for equities, fixed income, and other categories may include mutual funds and may be net of short positions. NFS has made assumptions concerning how certain mutual funds are allocated. Closed-end mutual funds and Exchange Traded Products (ETPs) listed on an exchange may be included in the equity allocation. The chart may not reflect your actual portfolio allocation. Consult your broker/dealer prior to making investment decisions.

Fifth Third Securities, Inc.

MN_CEBJXFMCBBKPMPO_BBBBB 20200930

Account carried with National Financial Services LLC, Member
NYSE, SIPC

Statement for the Period September 1, 2020 to September 30, 2020

MEDINA CITY SCHOOLS - Corporation

Account Number: [REDACTED]



Account Overview *continued*

REALIZED GAIN (LOSS) <i>continued</i>	Current Period	Year-to-Date
Long Term Gain	\$0.00	\$0.00
Long Term Loss	\$0.00	\$0.00
Disallowed Long Term Loss	\$0.00	\$0.00
TOTAL LONG TERM GAIN (LOSS)	\$0.00	\$0.00

NFS-provided cost basis, realized gain (loss) and holding period information may not reflect all adjustments necessary for your tax reporting purposes. Please refer to Footnotes and Cost Basis Information at the end of this statement for more information.

MESSAGES AND ALERTS

Customers wishing to learn more about their investment professional can contact the FINRA BrokerCheck Hotline Number at 1-800-289-9999 or visit the FINRA Regulation website www.finra.org. Customers can also obtain an investor brochure that includes information describing the FINRA BrokerCheck program by contacting Brokerage Operations 1-888-889-1025.

Due to current events, mail may be delayed by circumstances beyond NFSs control. You can always view your statements and other documents online. To learn more about paperless options please contact your Broker-Dealer.

Customers wishing to learn more about how an order is routed or executed should notify their investment professional in writing. Pursuant to SEC rules, customers can request details on the identity of the venue to which their orders were routed for execution. A written report will be furnished upon request. To learn more about how your order is routed online, please visit <https://www.53.com/investments>.

The minimum base rate for the purposes of determining interest to be applied under the terms of the Margin Account Agreement for any credit extended or maintained shall not fall below 0.00 percent for Federal Funds Target and the Overnight Bank Funding rate, 1.75 percent for the Call Money rate and 3.00 percent for the Prime rate. All terms and conditions of the Margin Account Agreement shall continue to apply.

Please note that the FDIC insured deposit at Fifth Third Bank under the Fifth Third BD Program is not covered by SIPC. The FDIC insured deposit is eligible for FDIC insurance subject to FDIC coverage limits at the time funds are deposited at Fifth Third Bank. As referenced in the Fifth Third BD Program disclosure document, clients are responsible for monitoring their total assets at Fifth Third Bank to determine the extent of available FDIC coverage.

Fifth Third Securities, Inc.

MN_CEBJXFCBBKPMQ_BBBBB 20200930

Account carried with National Financial Services LLC, Member
NYSE, SIPC

Statement for the Period September 1, 2020 to September 30, 2020

MEDINA CITY SCHOOLS - Corporation

Account Number: [REDACTED]



Holdings

NFS-provided cost basis, realized gain (loss) and holding period information may not reflect all adjustments necessary for tax purposes. Please refer to Footnotes and Cost Basis Information at the end of this statement for more information.

For additional information regarding your holdings, please refer to the footnotes at the end of the statement.

CASH AND CASH EQUIVALENTS - 5.12% of Total Account Value

Description	Symbol/Cusip Account Type	Quantity	Price on 09/30/20	Current Market Value	Estimated Annual Income
Money Markets					
FEDERATED HERMES GOVT OBLIGATIONS IS	GOIXX	527,751.47	\$1.00	\$527,751.47	
7 DAY YIELD .01%	CASH				
Dividend Option Cash					
Capital Gain Option Cash					
Total Cash and Cash Equivalents				\$527,751.47	

Statement for the Period September 1, 2020 to September 30, 2020

MEDINA CITY SCHOOLS - Corporation
Account Number: [REDACTED]



HOLDINGS > FIXED INCOME - 94.88% of Total Account Value

ALERT: You have a fixed income position due to mature within the next 90 days.

For an explanation of fixed income pricing, please see the last page. Redemption schedule(s), bond rating(s), and other information are provided where available. If information does not appear regarding a particular investment, it is not available. The ratings on this statement are provided by Standard & Poor's and/or Moody's to rate the quality based on the respective rating agency's assessment. Ratings information from Standard & Poor's ("S&P") may not be reproduced. S&P credit ratings are statements of opinion and are not statements of fact or recommendations to purchase, hold, or sell securities, nor do they address the suitability of securities for investment purposes, and should not be relied on as investment advice. S&P does not guarantee the accuracy, completeness, timeliness or availability of any information, including ratings, and is not responsible for errors or omissions (negligent or otherwise). S&P gives no express or implied warranties, including but not limited to any warranties of merchantability or fitness for a particular purpose or use. S&P shall not be liable for any direct, indirect, incidental, exemplary, compensatory, punitive, special or consequential damages, costs, expenses, legal fees, or losses (including lost income or profits and opportunity costs) in connection with any use of ratings.

Description	Symbol/Cusip Account Type	Quantity	Estimated Price on 09/30/20	Estimated Current Market Value	Estimated Annual Income	Original/Adjusted Cost Basis	Unrealized Gain (Loss)
CDs							
Certificates of Deposit (CDs), including Market Indexed CDs and Market Linked CDs (collectively, MCDs) are generally shown at estimated market prices based upon a matrix or model pricing method that may not represent the actual price if sold prior to maturity. However, CDs and MCDs may be shown at face value for up to seven calendar days from date of issue if estimated market prices have not been received from a third party pricing vendor. The actual value of CDs and MCDs may be different from their purchase price. CDs and MCDs are subject to interest rate risk. The estimated market price reflected for MCDs may not be based on the actual closing value of the linked market index on the final maturity date and the market value of MCDs may not correspond directly to increases or decreases in the underlying linked market index. You may sell CDs or MCDs in the secondary market subject to market conditions. The secondary market for CDs and MCDs is generally illiquid. If sold prior to maturity, the value of MCDs may be less than the purchase amount or face value. The sale or redemption of any fixed income security prior to maturity may result in a substantial gain or loss, and an early withdrawal penalty may apply. Certain MCDs may only be redeemed on pre-specified liquidation dates and may have call features that allow the issuer to call the MCD prior to maturity. Certain Step Rate CDs are also subject to reinvestment risk if call provisions are exercised by the issuer and if a CD with a comparable rate is not available.							
See sales materials or contact your broker/dealer for additional information.							
TIAA FSB JACKSONVILLE FLA 1.95000% 11/23/2020 CD FDIC INSURED CPN PMT SEMI-ANNUAL ON MAY 21, NOV 21 Next Interest Payable: 11/21/20 Estimated Yield 1.94% Accrued Interest \$1755.05 Average Unit Cost \$1.00 Adjusted Cost Basis	87270LAW3 CASH	247,000	\$1.00284	\$247,701.48	\$4,816.50	\$247,000.00	
						\$247,000.00	D \$701.48
ALLY BK MIDVALE UTAH CD 2.50000% 02/01/2021 FDIC INSURED CPN PMT SEMI-ANNUAL ON AUG 01, FEB 01 Next Interest Payable: 02/01/21 Estimated Yield 2.47% Accrued Interest \$1023.63 Average Unit Cost \$1.00 Adjusted Cost Basis	02007GAU7 CASH	245,000	\$1.0084	\$247,058.00	\$6,125.00	\$245,000.00	
						\$245,000.00	D \$2,058.00
PRIME ALLIANCE BANK W CD 2.30000% 03/15/2021 FDIC INSURED	74160NFW5 CASH	245,000	\$1.01023	\$247,506.35	\$5,635.00	\$245,000.00	

Fifth Third Securities, Inc.

Account carried with National Financial Services LLC, Member
NYSE, SIPC

MN _CEBJXFMCBKMPQ_BBBBB 20200930

Statement for the Period September 1, 2020 to September 30, 2020

MEDINA CITY SCHOOLS - Corporation

Account Number: [REDACTED]



Fifth Third
Securities

HOLDINGS > FIXED INCOME *continued*

Description	Symbol/Cusip Account Type	Quantity	Estimated Price on 09/30/20	Estimated Current Market Value	Estimated Annual Income	Original/Adjusted Cost Basis	Unrealized Gain (Loss)
PRIME ALLIANCE BANK W CD 2.30000%	74160NFW5	<i>continued</i>					
CPN PMT MONTHLY							
Next Interest Payable: 10/13/20							
Estimated Yield 2.27%							
Accrued Interest \$277.89							
Average Unit Cost \$1.00							
Adjusted Cost Basis						\$245,000.00 D	\$2,506.35
CAPITAL ONE BANK (USA) NAT CD 2.25000%	1404202B5	245,000	\$1.0103	\$247,523.50	\$5,512.50	\$243,858.30	
04/19/2021 FDIC INSURED	CASH						
CPN PMT SEMI-ANNUAL							
ON OCT 19, APR 19							
Next Interest Payable: 10/19/20							
Estimated Yield 2.22%							
Accrued Interest \$2491.95							
Average Unit Cost \$1.00							
Adjusted Cost Basis						\$243,858.30 D	\$3,665.20
THIRD FED SVGS &LN ASSN OF CD 2.50000%	88413QBZ0	245,000	\$1.0162	\$248,969.00	\$6,125.00	\$245,000.00	
05/28/2021 FDIC INSURED	CASH						
CPN PMT SEMI-ANNUAL							
ON AUG 28, FEB 28							
Next Interest Payable: 02/28/21							
Estimated Yield 2.46%							
Accrued Interest \$570.55							
Average Unit Cost \$1.00							
Adjusted Cost Basis						\$245,000.00 D	\$3,969.00
KS STATEBANK MANHATTAN KS CD 2.50000%	50116CBX6	245,000	\$1.01755	\$249,299.75	\$6,125.00	\$245,000.00	
06/21/2021 FDIC INSURED	CASH						
CPN PMT MONTHLY							
Next Interest Payable: 10/21/20							
Estimated Yield 2.45%							
Accrued Interest \$167.81							
Average Unit Cost \$1.00							
Adjusted Cost Basis						\$245,000.00 D	\$4,299.75
NORTHPOINTE BK GRAND RAPIDS MI CD 2.55000% 07/19/2021 FDIC INSURED	666613GN8	245,000	\$1.01982	\$249,855.90	\$6,247.50	\$245,000.00	
CPN PMT MONTHLY	CASH						
Next Interest Payable: 10/19/20							
Estimated Yield 2.50%							

Fifth Third Securities, Inc.

Account carried with National Financial Services LLC, Member
NYSE, SIPC

MN _CEBJXFMCBKBPMPQ_BBBBB 20200930

Statement for the Period September 1, 2020 to September 30, 2020

MEDINA CITY SCHOOLS - Corporation

Account Number: [REDACTED]



HOLDINGS > FIXED INCOME *continued*

Description	Symbol/Cusip Account Type	Quantity	Estimated Price on 09/30/20	Estimated Current Market Value	Estimated Annual Income	Original/Adjusted Cost Basis	Unrealized Gain (Loss)
NORTHPOINTE BK GRAND RAPIDS MI CD	666613GN8	<i>continued</i>					
Accrued Interest \$205.40							
Average Unit Cost \$1.00							
Adjusted Cost Basis						\$245,000.00 D	\$4,855.90
CELTIC BK SALT LAKE CITY UTAH CD	15118RPT8	245,000	\$1.02489	\$251,098.05	\$6,982.50	\$245,000.00	
2.85000% 08/24/2021 FDIC INSURED	CASH						
CPN PMT MONTHLY							
Next Interest Payable: 10/24/20							
Estimated Yield 2.78%							
Accrued Interest \$133.91							
Average Unit Cost \$1.00							
Adjusted Cost Basis						\$245,000.00 D	\$6,098.05
FIRSTTRUST SVGS BK PA CD 2.55000%	337630BJ5	245,000	\$1.02348	\$250,752.60	\$6,247.50	\$245,000.00	
09/13/2021 FDIC INSURED	CASH						
CPN PMT MONTHLY							
Next Interest Payable: 10/12/20							
Estimated Yield 2.49%							
Accrued Interest \$325.21							
Average Unit Cost \$1.00							
Adjusted Cost Basis						\$245,000.00 D	\$5,752.60
MEDALLION BK UTAH CD 2.45000% 02/16/2022	58404DBD2	245,000	\$1.03224	\$252,898.80	\$6,002.50	\$245,000.00	
FDIC INSURED	CASH						
CPN PMT MONTHLY							
Next Interest Payable: 10/16/20							
Estimated Yield 2.37%							
Accrued Interest \$246.68							
Average Unit Cost \$1.00							
Adjusted Cost Basis						\$245,000.00 D	\$7,898.80
NORTHFIELD BK STATEN ISLAND NY CD	66612ACG1	245,000	\$1.0328	\$253,036.00	\$6,002.50	\$245,000.00	
2.45000% 02/22/2022 FDIC INSURED	CASH						
CPN PMT SEMI-ANNUAL							
ON AUG 21, FEB 21							
Next Interest Payable: 02/21/21							
Estimated Yield 2.37%							
Accrued Interest \$674.25							
Average Unit Cost \$1.00							
Adjusted Cost Basis						\$245,000.00 D	\$8,036.00

Fifth Third Securities, Inc.

Account carried with National Financial Services LLC, Member
NYSE, SIPC

MN_CEBJXFCBKBKPMPO_BBBBB 20200930

Statement for the Period September 1, 2020 to September 30, 2020

MEDINA CITY SCHOOLS - Corporation

Account Number: [REDACTED]



**Fifth Third
Securities**

HOLDINGS > FIXED INCOME *continued*

Description	Symbol/Cusip Account Type	Quantity	Estimated Price on 09/30/20	Estimated Current Market Value	Estimated Annual Income	Original/Adjusted Cost Basis	Unrealized Gain (Loss)
WELLS FARGO NATL BK WEST LAS V CD 1.85000% 12/30/2022 FDIC INSURED CPN PMT MONTHLY Next Interest Payable: 10/30/20 Estimated Yield 1.78% Accrued Interest \$12.42 Average Unit Cost \$1.00 Adjusted Cost Basis	949495AF2 CASH	245,000	\$1.03802	\$254,314.90	\$4,532.50	\$245,000.00	
						\$245,000.00 D	\$9,314.90
EVERGREEN BK GROUP ILL CD 1.05000% 04/17/2023 FDIC INSURED CPN PMT MONTHLY Next Interest Payable: 10/15/20 Estimated Yield 1.02% Accrued Interest \$105.86 Average Unit Cost \$1.00 Adjusted Cost Basis	300185JK2 CASH	230,000	\$1.02234	\$235,138.20	\$2,415.00	\$230,000.00	
						\$230,000.00 D	\$5,138.20
FIRST SOURCE BK SOUTH BEND IND CD 1.35000% 08/03/2023 FDIC INSURED CPN PMT MONTHLY Next Interest Payable: 10/03/20 Estimated Yield 1.30% Accrued Interest \$224.73 Average Unit Cost \$1.00 Adjusted Cost Basis	33646CMB7 CASH	217,000	\$1.03301	\$224,163.17	\$2,929.50	\$217,000.00	
						\$217,000.00 D	\$7,163.17
MORGAN STANLEY BK N A CD 0.25000% 01/08/2024 FDIC INSURED CPN PMT QUARTERLY ON OCT 08, JAN 08, APR 08, JUL 08 1ST CPN DTE 10/08/2020 Next Interest Payable: 10/08/20 STEP COUPON RESET FREQUENCY TERM MODE NEXT RESET 07/08/2022 @ 0.35000 Estimated Yield 0.24% Accrued Interest \$143.26 Average Unit Cost \$1.00 Adjusted Cost Basis	61765QQ28 CASH	249,000	\$1.00306	\$249,761.94	\$622.50	\$249,000.00	
						\$249,000.00 D	\$761.94

Fifth Third Securities, Inc.

MN_CEBJXFMCBKBPMPQ_BBBBB 20200930

Account carried with National Financial Services LLC, Member
NYSE, SIPC

Statement for the Period September 1, 2020 to September 30, 2020

MEDINA CITY SCHOOLS - Corporation
Account Number: [REDACTED]



HOLDINGS > FIXED INCOME *continued*

Description	Symbol/Cusip Account Type	Quantity	Estimated Price on 09/30/20	Estimated Current Market Value	Estimated Annual Income	Original/Adjusted Cost Basis	Unrealized Gain (Loss)
CFBANK FAIRLAWN OH CD 2.80000% 03/15/2024 FDIC INSURED CPN PMT MONTHLY Next Interest Payable: 10/15/20 Estimated Yield 2.57% Accrued Interest \$288.44 Average Unit Cost \$1.00 Adjusted Cost Basis	15721UCY3 CASH	235,000	\$1.08795	\$255,668.25	\$6,580.00	\$235,000.00	
						\$235,000.00 D	\$20,668.25
FIRST & FMRS BK PORTLAND ND CD 2.40000% 05/30/2024 FDIC INSURED CPN PMT MONTHLY Next Interest Payable: 10/30/20 Estimated Yield 2.22% Accrued Interest \$16.11 Average Unit Cost \$1.00 Adjusted Cost Basis	31860PAL2 CASH	245,000	\$1.07776	\$264,051.20	\$5,880.00	\$245,000.00	
						\$245,000.00 D	\$19,051.20
STATE BK REESEVILLE WIS CD 2.25000% 06/28/2024 FDIC INSURED CPN PMT MONTHLY Next Interest Payable: 10/28/20 Estimated Yield 2.09% Accrued Interest \$44.38 Average Unit Cost \$1.00 Adjusted Cost Basis	856487AX1 CASH	240,000	\$1.0734	\$257,616.00	\$5,400.00	\$240,000.00	
						\$240,000.00 D	\$17,616.00
RAYMOND JAMES BK NATL ASSN CD 2.00000% 08/23/2024 FDIC INSURED CPN PMT SEMI-ANNUAL ON FEB 23, AUG 23 Next Interest Payable: 02/23/21 Estimated Yield 1.87% Accrued Interest \$523.56 Average Unit Cost \$1.00 Adjusted Cost Basis	75472RAE1 CASH	245,000	\$1.06608	\$261,189.60	\$4,900.00	\$245,000.00	
						\$245,000.00 D	\$16,189.60
Total CDs		4,603,000		\$4,747,602.69	\$99,081.00	\$4,601,858.30	\$145,744.39
Municipal Bonds							
WAYNE CNTY OHIO GO LTD TAX BANS	945880ET5	1,000,000	\$100.771	\$1,007,710.00		\$1,009,440.00	(\$1,730.00)

Fifth Third Securities, Inc.

Account carried with National Financial Services LLC, Member
NYSE, SIPC

MN_CEBJXFMCBBKPMQ_BBBBB 20200930

Statement for the Period September 1, 2020 to September 30, 2020

MEDINA CITY SCHOOLS - Corporation

Account Number: [REDACTED]



**Fifth Third
Securities**

HOLDINGS > FIXED INCOME *continued*

Description	Symbol/Cusip Account Type	Quantity	Estimated Price on 09/30/20	Estimated Current Market Value	Estimated Annual Income	Original/Adjusted Cost Basis	Unrealized Gain (Loss)
WAYNE CNTY OHIO GO LTD TAX BANS	945880ET5	<i>continued</i>					
01.50000% 06/03/2021	CASH						
LIMITED GEN OBLIG							
BANK QUALIFIED							
CPN PMT @ MATURITY							
ON JUN 03							
1ST CPN DTE 06/03/2021							
Accrued Interest \$4916.67							
Average Unit Cost \$100.94							
WASHINGTON OHIO LOC SCH DIST LUCAS CNTY	939483FL2	740,000	\$105.456	\$780,374.40	\$37,000.00	\$776,186.00	
05.00000% 12/01/2021 FACS CONSTR IMPT GO	CASH						
UNLTD TAX BDS SER. 2020 A							
OH SCH DST CR ENH PG							
UNLIMITED GEN OBLIG							
MOODY'S Aa2							
CPN PMT SEMI-ANNUAL							
ON DEC 01, JUN 01							
1ST CPN DTE 12/01/2020							
Next Interest Payable: 12/01/20							
Accrued Interest \$18602.78							
Average Unit Cost \$103.43							
Adjusted Cost Basis						\$765,407.50 D	\$14,966.90
WASHINGTON OHIO LOC SCH DIST LUCAS CNTY	939483FM0	775,000	\$109.911	\$851,810.25	\$38,750.00	\$835,054.75	
05.00000% 12/01/2022 FACS CONSTR IMPT GO	CASH						
UNLTD TAX BDS SER. 2020 A							
OH SCH DST CR ENH PG							
UNLIMITED GEN OBLIG							
MOODY'S Aa2							
CPN PMT SEMI-ANNUAL							
ON DEC 01, JUN 01							
1ST CPN DTE 12/01/2020							
Next Interest Payable: 12/01/20							
Accrued Interest \$19482.64							
Average Unit Cost \$106.32							
Adjusted Cost Basis						\$823,982.10 D	\$27,828.15
Total Municipal Bonds		2,515,000		\$2,639,894.65	\$75,750.00	\$2,598,829.60	\$41,065.05

Fifth Third Securities, Inc.

MN_CEBJXFCBCKPMPQ_BBBBB 20200930

Account carried with National Financial Services LLC, Member
NYSE, SIPC

Statement for the Period September 1, 2020 to September 30, 2020

MEDINA CITY SCHOOLS - Corporation
Account Number: [REDACTED]



HOLDINGS > FIXED INCOME *continued*

Description	Symbol/Cusip Account Type	Quantity	Estimated Price on 09/30/20	Estimated Current Market Value	Estimated Annual Income	Original/Adjusted Cost Basis	Unrealized Gain (Loss)
U.S. Treasury / Agency Securities							
FEDERAL FARM CR BKS BOND 0.42000% 10/16/2023 MOODY'S Aaa /S&P AA+ CPN PMT SEMI-ANNUAL ON OCT 16, APR 16 1ST CPN DTE 10/16/2020 Next Interest Payable: 10/16/20 CONTINUOUSLY CALLABLE FROM 10/16/2020 CALLABLE ON 10/16/2020 @ 100.0000 Accrued Interest \$656.25 Average Unit Cost \$100.00 Adjusted Cost Basis	3133ELV68 CASH	750,000	\$99.837	\$748,777.50	\$3,150.00	\$750,000.00	
						\$750,000.00	D (\$1,222.50)
FEDERAL FARM CR BKS BOND 1.89000% 11/27/2024 MOODY'S Aaa /S&P AA+ CPN PMT SEMI-ANNUAL ON MAY 27, NOV 27 Next Interest Payable: 11/27/20 CONTINUOUSLY CALLABLE FROM 11/27/2020 CALLABLE ON 11/27/2020 @ 100.0000 Accrued Interest \$4231.50 Average Unit Cost \$100.00 Adjusted Cost Basis	3133ELBF0 CASH	650,000	\$100.204	\$651,326.00	\$12,285.00	\$650,000.00	
						\$650,000.00	D \$1,326.00
FEDERAL FARM CR BKS BOND 0.61000% 08/25/2025 MOODY'S Aaa /S&P AA+ CPN PMT SEMI-ANNUAL ON FEB 25, AUG 25 1ST CPN DTE 02/25/2021 Next Interest Payable: 02/25/21 CONTINUOUSLY CALLABLE FROM 02/25/2021 CALLABLE ON 02/25/2021 @ 100.0000 Accrued Interest \$593.06 Average Unit Cost \$100.00	3133EL4W1 CASH	1,000,000	\$99.85	\$998,500.00	\$6,100.00	\$1,000,000.00	

Fifth Third Securities, Inc.

MN_CEBJXFCBBKPMPO_BBBBB 20200930

Account carried with National Financial Services LLC, Member
NYSE, SIPC

Statement for the Period September 1, 2020 to September 30, 2020

MEDINA CITY SCHOOLS - Corporation

Account Number: [REDACTED]



HOLDINGS > FIXED INCOME *continued*

Description	Symbol/Cusip Account Type	Quantity	Estimated Price on 09/30/20	Estimated Current Market Value	Estimated Annual Income	Original/Adjusted Cost Basis	Unrealized Gain (Loss)
FEDERAL FARM CR BKS BOND 0.61000%	3133EL4W1	<i>continued</i>					
Adjusted Cost Basis						\$1,000,000.00 D	(\$1,500.00)
Total U.S. Treasury / Agency Securities		2,400,000		\$2,398,603.50	\$21,535.00	\$2,400,000.00	(\$1,396.50)
Total Fixed Income		9,518,000		\$9,786,100.84	\$196,366.00	\$9,600,687.90	\$185,412.94
Total Securities				\$9,786,100.84	\$196,366.00	\$9,600,687.90	\$185,412.94
TOTAL PORTFOLIO VALUE				\$10,313,852.31	\$196,366.00	\$9,600,687.90	\$185,412.94

Activity

NFS-provided cost basis, realized gain (loss) and holding period information may not reflect all adjustments necessary for tax purposes. Please refer to Footnotes and Cost Basis Information at the end of this statement for more information.

PURCHASES, SALES, AND REDEMPTIONS

Settlement Date	Account Type	Transaction	Description	Quantity	Amount	Total Cost Basis	Realized Gain (Loss)
Securities Purchased							
09/03/20	CASH	YOU BOUGHT	MORGAN STANLEY BK N A CD 0.25000% 01/08/2024 FACT SHEET TO FOLLOW SOLICITED ORDER @ 100 Accrued Interest: \$97.21	249,000	(\$249,097.21)	\$249,000.00	
Total Securities Purchased					(\$249,097.21)		

ACTIVITY > CORE FUND ACTIVITY

For more information about the operation of your core account, please refer to your Customer Agreement.

Settlement Date	Account Type	Transaction	Description	Quantity	Amount
09/01/20	CASH	YOU BOUGHT	FEDERATED HERMES GOVT OBLIGATIONS IS @ 1	36.92	(\$36.92)

Fifth Third Securities, Inc.

MN_CEBJXFCBCKPMPQ_BBBBB 20200930

Account carried with National Financial Services LLC, Member
NYSE, SIPC

Statement for the Period September 1, 2020 to September 30, 2020

MEDINA CITY SCHOOLS - Corporation

Account Number: [REDACTED]



**Fifth Third
Securities**

ACTIVITY> CORE FUND ACTIVITY *continued*

Settlement Date	Account Type	Transaction	Description	Quantity	Amount
09/03/20	CASH	YOU SOLD	FEDERATED HERMES GOVT OBLIGATIONS IS @ 1	(249,097.21)	\$249,097.21
09/14/20	CASH	YOU BOUGHT	FEDERATED HERMES GOVT OBLIGATIONS IS @ 1	1,009.2	(\$1,009.20)
09/15/20	CASH	YOU BOUGHT	FEDERATED HERMES GOVT OBLIGATIONS IS @ 1	763.96	(\$763.96)
09/16/20	CASH	YOU BOUGHT	FEDERATED HERMES GOVT OBLIGATIONS IS @ 1	509.8	(\$509.80)
09/21/20	CASH	YOU BOUGHT	FEDERATED HERMES GOVT OBLIGATIONS IS @ 1	1,050.82	(\$1,050.82)
09/24/20	CASH	YOU BOUGHT	FEDERATED HERMES GOVT OBLIGATIONS IS @ 1	593.03	(\$593.03)
09/28/20	CASH	YOU BOUGHT	FEDERATED HERMES GOVT OBLIGATIONS IS @ 1	458.63	(\$458.63)
09/30/20	CASH	YOU SOLD	FEDERATED HERMES GOVT OBLIGATIONS IS @ 1	(4,422.36)	\$4,422.36
TOTAL CORE FUND ACTIVITY					\$249,097.21

ACTIVITY> ADDITIONS AND WITHDRAWALS > OTHER ADDITIONS AND WITHDRAWALS

Date	Account Type	Transaction	Description	Quantity	Amount
Other Additions and Withdrawals					
09/30/20	CASH	WIRE TRANS TO BANK	WD61713159 THE HUNTINGTON NATIONAL BANK [REDACTED]		(\$5,306.71)
Total Other Additions and Withdrawals					(\$5,306.71)

Fifth Third Securities, Inc.

MN_CEBJXFCBKBKMPQ_BBBBB 20200930

Account carried with National Financial Services LLC, Member
NYSE, SIPC

Statement for the Period September 1, 2020 to September 30, 2020

MEDINA CITY SCHOOLS - Corporation

Account Number: [REDACTED]



**Fifth Third
Securities**

ACTIVITY *continued*

	Amount
TOTAL ADDITIONS AND WITHDRAWALS	(\$5,306.71)

ACTIVITY > INCOME > TAXABLE INCOME

Settlement Date	Account Type	Transaction	Description	Quantity	Amount
Taxable Dividends					
08/31/20	CASH	DIVIDEND RECEIVED	FEDERATED HERMES GOVT OBLIGATIONS IS DIVIDEND RECEIVED		\$36.92
Total Taxable Dividends					\$36.92
Taxable Interest					
09/12/20	CASH	INTEREST	FIRSTTRUST SVGS BK PA CD 2.55000% 09/13/2021		\$530.61
09/13/20	CASH	INTEREST	PRIME ALLIANCE BANK W CD 2.30000% 03/15/2021		\$478.59
09/15/20	CASH	INTEREST	CFBANK FAIRLAWN OH CD 2.80000% 03/15/2024		\$558.85
09/15/20	CASH	INTEREST	EVERGREEN BK GROUP ILL CD 1.05000% 04/17/2023		\$205.11
09/16/20	CASH	INTEREST	MEDALLION BK UTAH CD 2.45000% 02/16/2022		\$509.80
09/19/20	CASH	INTEREST	NORTHPOINTE BK GRAND RAPIDS MI CD 2.55000% 07/19/2021		\$530.61
09/21/20	CASH	INTEREST	KS STATEBANK MANHATTAN KS CD 2.50000% 06/21/2021		\$520.21
09/24/20	CASH	INTEREST	CELTIC BK SALT LAKE CITY UTAH CD 2.85000% 08/24/2021		\$593.03
09/28/20	CASH	INTEREST	STATE BK REESEVILLE WIS CD 2.25000% 06/28/2024		\$458.63

Fifth Third Securities, Inc.

MN_CEBJXFCBBKPMQ_BBBBB 20200930

Account carried with National Financial Services LLC, Member
NYSE, SIPC

Statement for the Period September 1, 2020 to September 30, 2020

MEDINA CITY SCHOOLS - Corporation

Account Number: [REDACTED]



ACTIVITY > INCOME > TAXABLE INCOME *continued*

Settlement Date	Account Type	Transaction	Description	Quantity	Amount
09/30/20	CASH	INTEREST	FIRST & FMRS BK PORTLAND ND CD 2.40000% 05/30/2024		\$499.40
09/30/20	CASH	INTEREST	WELLS FARGO NATL BK WEST LAS V CD 1.85000% 12/30/2022		\$384.95
Total Taxable Interest					\$5,269.79
Total Taxable Income					\$5,306.71
TOTAL INCOME					\$5,306.71

ACTIVITY > TRADES PENDING SETTLEMENT

These trades settle after the closing date of this statement and will be reflected on your next statement.

Trade Date	Settlement Date	Transaction	Description	Quantity	Amount	Total Cost Basis	Realized Gain (Loss)
09/11/20	10/08/20	BOUGHT	COLUMBUS OHIO ST CMNTY COLLEGE 00.56700% 12/01/2024 TAXABLE FACS CONSTR IMPT GO UNLTD TAX BDS SER. 2020 B PROSPECTUS UNDER SEPARATE COVER SOLICITED ORDER	250,000	(\$250,000.00)	\$250,000.00	

Total Trades Pending Settlement **(\$250,000.00)**

Footnotes and Cost Basis Information

Amortization, accretion and similar adjustments to cost basis have been provided for many fixed income securities (and some bond-like equities), however, they are not provided for certain types, such as short-term instruments, Unit Investment Trusts, foreign fixed income securities, or those that are subject to early prepayment of principal (pay downs). Where current year premium or acquisition premium amortization is provided, the prior years' cumulative amortization is reflected in the adjusted cost basis, but we cannot provide a breakdown or the total of such prior amortization amounts.

NFS is required to report certain cost basis and related information to the IRS on the Form 1099-B. Your official 1099-B forms for certain transactions will reflect which lots have been sold for tax purposes. To apply a specific identification cost basis method to 1099-B reporting, appropriate instructions must be on file with NFS or be received by NFS before the trade has settled. Absent such instructions, NFS determines cost basis at the time of sale based on its default methods of average cost for open-end mutual funds and first-in, first-out (FIFO) for all other (including ETFs) unless your broker dealer has elected to use another default method. NFS applies FIFO (or other disposal method, if applicable) based on its records, which may be different from yours. For transactions that are not subject to 1099-B cost basis reporting, you should refer to your trade confirmations and other applicable records to determine which lots were considered sold for tax purposes.

Fifth Third Securities, Inc.

MN _CEBJXFMCBKMPQ_BBBBB 20200930

Account carried with National Financial Services LLC, Member
NYSE, SIPC

Brokerage

Account Statement

September 1, 2020 - September 30, 2020

Account Number [REDACTED]

MEDINA CITY SCHOOLS
739 WEYMOUTH RD
MEDINA OH 44256-2037

Portfolio at a Glance

	This Period
BEGINNING ACCOUNT VALUE	\$14,774,346.89
Deposits (Cash & Securities)	1,237,000.00
Withdrawals (Cash & Securities)	-1,266,895.25
Dividends, Interest and Other Income	26,291.65
Net Change in Portfolio¹	-12,535.12
ENDING ACCOUNT VALUE	\$14,758,208.17
Estimated Annual Income	\$221,614.25

¹ Net Change in Portfolio is the difference between the ending account value and beginning account value after activity.

Asset Summary

Percent	Asset Type	Last Period	This Period
1%	Cash, Money Funds, and Bank Deposits	3,647.29	43.69
99%	Fixed Income	14,770,699.60	14,758,164.48
100%	Account Total	\$14,774,346.89	\$14,758,208.17

Please review your allocation periodically with your Account Executive.

Client Service Information

Your Account Executive: ATT
ANDREW CARDINALI

Contact Information

E-Mail Address:
customerservice@mbssecurities.com

Client Service Information

Service Hours: Weekdays 09:00 a.m. - 05:00 p.m. (EST)
Client Service Telephone Number: (800) 967-9045
Web Site: WWW.MBSSECURITIES.COM



Your Account Information

INVESTMENT OBJECTIVE

Investment Objective: NONE SPECIFIED

Please discuss your investment objective with your Account Executive.

TAX LOT DEFAULT DISPOSITION METHOD

Default Method for Mutual Funds: First In First Out

Default Method for Stocks in a Dividend Reinvestment Plan: First In First Out

Default Method for all Other Securities: First In First Out

BOND AMORTIZATION ELECTIONS

Amortize premium on taxable bonds based on Constant Yield Method: Yes

Accrual market discount method for all other bond types: Constant Yield Method

Include market discount in income annually: No

ELECTRONIC DELIVERY

Your electronic delivery selections for account communications are listed below:

Electronic Delivery

Enrollment Communication

- ☒ Statements and Reports
- ☒ Trade Confirmations
- ☒ Tax Documents
- ☒ Notifications
- ☒ Prospectus
- ☒ Proxy/Shareholder Communications

You have not enrolled any of the above documents for electronic delivery. Please log in to your account or contact your Account Executive to make any changes to your electronic delivery preferences.

Income and Expense Summary

	Current Period		Year-to-Date	
	Taxable	Non Taxable	Taxable	Non Taxable
Interest Income				
Other Interest	26,291.65	0.00	247,540.25	0.00
Total Income	\$26,291.65	\$0.00	\$247,540.25	\$0.00

Accrued Interest Summary

	Current Period		Year-to-Date	
	Taxable	Non Taxable	Taxable	Non Taxable
Accrued Interest Paid				
Certificates of Deposit	0.00	0.00	-67.21	0.00
Total Accrued Interest Paid	\$0.00	\$0.00	-\$67.21	\$0.00



September 1, 2020 - September 30, 2020
MEDINA CITY SCHOOLS

Portfolio Holdings

Description	Quantity	Opening Balance	Closing Balance	Accrued Income	30-Day Yield
CASH, MONEY FUNDS AND BANK DEPOSITS 1.00% of Portfolio					
Cash Balance		3,647.29	43.69		
TOTAL CASH, MONEY FUNDS AND BANK DEPOSITS		\$3,647.29	\$43.69	\$0.00	

Description	Quantity	Market Price	Market Value	Accrued Interest	Estimated Annual Income	Estimated Yield
FIXED INCOME 99.00% of Portfolio (In Maturity Date Sequence)						
Certificates of Deposit						
*MAIN STR BK BINGHAM FARMS MI CTF DEP 2.900% 10/05/20 B/E DTD 10/04/18 ACT/365 1ST CPN DTE 11/04/18 Security Identifier: 56035BBN5	248,000.000	100.0400	248,099.20	512.31	7,192.00	2.89%
*WEX BK MIDVALE UTAH CTF DEP 2.000% 10/19/20 DTD 10/18/17 ACT/365 1ST CPN DTE 04/18/18 Security Identifier: 92937CGB8	247,000.000	100.1030	247,254.41	2,233.15	4,940.00	1.99%
GOLDMAN SACHS BK USA NEW YORK CTF DEP 2.050% 11/23/20 DTD 11/22/17 ACT/365 1ST CPN DTE 05/22/18 Security Identifier: 38148PTD9	247,000.000	100.2990	247,738.53	1,817.31	5,063.50	2.04%
MERCANTIL BK NATL ASSN CORAL GABLES FLA CTF DEP 2.200% 12/29/20 DTD 12/29/17 ACT/365 Security Identifier: 58733AES4	248,000.000	100.5300	249,314.40	14.95	5,456.00	2.18%
DISCOVER BK GREENWOOD DEL CTF DEP 2.500% 02/01/21 DTD 01/31/18 ACT/365 Security Identifier: 254673LX2	246,000.000	100.8400	248,066.40	1,027.81	6,150.00	2.47%
FIRST NATL BK MCGREGOR TEX CTF DEP 2.650% 02/01/21 DTD 01/31/19 ACT/365 1ST CPN DTE 02/28/19 Security Identifier: 32112UCU3	245,000.000	100.8770	247,148.65	0.00	6,492.50	2.62%
CAPITAL BK N A ROCKVILLE MD CTF DEP 2.600% 03/12/21 DTD 03/13/19 ACT/365 1ST CPN DTE 04/13/19 Security Identifier: 139805AQ8	248,000.000	101.1250	250,790.00	300.32	6,448.00	2.57%
CITIBANK NATL ASSN SIOUX FALLS S D CTF DEP 2.700% 03/29/21 DTD 03/29/18 ACT/365 Security Identifier: 17312QH77	246,000.000	101.3150	249,234.90	18.20	6,642.00	2.66%
SYNCHRONY BK RETAIL CTF DEP FIDELITY INSTL CTF DEP 2.700% 04/13/21 DTD 04/13/18 ACT/365 Security Identifier: 87165FUN2	246,000.000	101.4090	249,466.14	3,093.53	6,642.00	2.66%

Portfolio Holdings (continued)

Description	Quantity	Market Price	Market Value	Accrued Interest	Estimated Annual Income	Estimated Yield
FIXED INCOME (continued)						
Certificates of Deposit (continued)						
TOWNEBANK PORTSMOUTH VA CTF DEP 2.800% 04/30/21 DTD 04/30/18 ACT/365 1ST CPN DTE 10/30/18 Security Identifier: 89214PBL2	246,000.000	101.5900	249,911.40	2,887.30	6,888.00	2.75%
FEDERAL SVGS BK CHICAGO IL CTF DEP 2.500% 05/28/21 DTD 05/30/19 ACT/365 1ST CPN DTE 06/30/19 Security Identifier: 313812DA4	248,000.000	101.6090	251,990.32	0.00	6,200.00	2.46%
CTBC BK CORP USA LOS ANGELES CALIF CTF DEP 3.000% 06/15/21 DTD 06/15/18 ACT/365 Security Identifier: 12651HAB5	246,000.000	102.0770	251,109.42	2,163.45	7,380.00	2.93%
HERITAGE BK HOPKINSVILLE KY CTF DEP 3.000% 06/21/21 DTD 06/19/18 ACT/365 Security Identifier: 42724JEG6	248,000.000	102.1180	253,252.64	224.22	7,440.00	2.93%
CHIPPEWA VY BK WINTER WIS CTF DEP 3.000% 07/06/21 DTD 07/06/18 ACT/365 1ST CPN DTE 08/06/18 Security Identifier: 169894AP7	248,000.000	102.2380	253,550.24	489.21	7,440.00	2.93%
BMW BK NORTH AMER SALT LAKE CITY UTAH CTF DEP 3.000% 07/13/21 DTD 07/13/18 ACT/365 Security Identifier: 05580ANK6	246,000.000	102.3100	251,682.60	1,597.32	7,380.00	2.93%
MORGAN STANLEY PRIVATE BK NATL ASSN PUR N Y CTF DEP 2.100% 08/09/21 DTD 08/08/19 ACT/365 Security Identifier: 61760AS83	248,000.000	101.7480	252,335.04	756.23	5,208.00	2.06%
MAIN STR BK CORP WHEELING WV CTF DEP 2.950% 02/01/22 DTD 02/01/19 ACT/365 1ST CPN DTE 05/01/19 Security Identifier: 56034WAS0	248,000.000	103.8050	257,436.40	1,202.63	7,316.00	2.84%
UBS BK USA SALT LAKE CITY UT CTF DEP 1.000% 03/11/22 B/E DTD 03/11/20 ACT/365 1ST CPN DTE 04/11/20 Security Identifier: 90348JSW1	248,000.000	101.2840	251,184.32	129.10	2,480.00	0.98%
PINNACLE BK NASHVILLE TENN CTF DEP ACT/365 1.000% 05/06/22 B/E DTD 05/06/20 ACT/365 Security Identifier: 72345SKR1	248,000.000	101.4070	251,489.36	998.79	2,480.00	0.98%
DELTA NATL BK & TR CO NEW YORK NY CTF DEP 1.100% 08/03/22 B/E DTD 03/30/20 ACT/365 Security Identifier: 24773RBM6	91,000.000	101.7840	92,623.44	0.00	1,001.00	1.08%
CAPITAL ONE NATL ASSN MCLEAN VA CTF DEP 2.050% 08/15/22 DTD 08/14/19 ACT/365 Security Identifier: 14042RMX6	248,000.000	103.5960	256,918.08	654.65	5,084.00	1.97%
LAKELAND BK NFLD N J CTF DEP 1.100% 09/30/22 B/E DTD 03/30/20 ACT/365 1ST CPN DTE 09/30/20 Security Identifier: 511640AX2	248,000.000	101.9120	252,741.76	0.00	2,728.00	1.07%



September 1, 2020 - September 30, 2020
MEDINA CITY SCHOOLS

Portfolio Holdings (continued)

Description	Quantity	Market Price	Market Value	Accrued Interest	Estimated Annual Income	Estimated Yield
FIXED INCOME (continued)						
Certificates of Deposit (continued)						
SYNOVUS BK COLUMBUS GA CTF DEP 1.400% 10/17/22 B/E DTD 04/17/20 ACT/365 1ST CPN DTE 10/17/20 Security Identifier: 87164DRV4	248,000.000	102.5600	254,348.80	1,579.05	3,472.00	1.36%
SALLIE MAE BK SALT LAKE CITY UT CTF DEP 2.650% 01/31/23 DTD 01/31/18 ACT/365 1ST CPN DTE 07/31/18 Security Identifier: 795450J71	246,000.000	105.8150	260,304.90	1,089.48	6,519.00	2.50%
EAGLEBANK BETHESDA MD CTF DEP 1.650% 03/06/23 DTD 03/06/20 ACT/365 1ST CPN DTE 04/06/20 Security Identifier: 27002YEV4	248,000.000	103.6040	256,937.92	269.06	4,092.00	1.59%
LIVE OAK BKG CO WILMINGTON N C CTF DEP 1.550% 03/06/23 DTD 03/06/20 ACT/365 Security Identifier: 538036JZ8	100,000.000	103.3620	103,362.00	123.15	1,550.00	1.49%
FLORIDA CAP BK NATL ASSN JACKSONVILLE FLA CTF DEP 1.150% 03/27/23 B/E DTD 03/26/20 ACT/365 Security Identifier: 340569GV8	248,000.000	102.4410	254,053.68	23.44	2,852.00	1.12%
AMERICAN EXPRESS NATL BK BROKERED INTL CTF DEP PROGRAM INSTL CTF DEP 1.450% 03/31/23 B/E DTD 03/31/20 Security Identifier: 02589AB50	248,000.000	103.2020	255,940.96	0.00	3,596.00	1.40%
BANK LEUMI USA NEW YORK N Y CTF DEP 1.450% 03/31/23 B/E DTD 03/31/20 ACT/365 1ST CPN DTE 09/30/20 Security Identifier: 063248KR8	248,000.000	103.2020	255,940.96	0.00	3,596.00	1.40%
NORTHSTAR BK BAD AXE MICH CTF DEP 1.150% 03/31/23 B/E DTD 03/31/20 ACT/365 1ST CPN DTE 04/30/20 Security Identifier: 66704MEQ0	248,000.000	102.4500	254,076.00	0.00	2,852.00	1.12%
FIRST NATL BK OF MICH KALAMAZOO CTF DEP 1.250% 04/10/23 B/E DTD 04/09/20 ACT/365 Security Identifier: 32114VBZ9	247,000.000	100.6170	248,523.99	177.64	3,087.50	1.24%
BMO HARRIS BK NATL ASSN CHICAGO ILL CTF DEP 0.600% 06/26/23 B/E DTD 06/26/20 ACT/365 Security Identifier: 05600XAA8	246,000.000	100.1290	246,317.34	16.18	1,476.00	0.59%
INVESTORS CMNTY BK MANITOWOC WIS CTF DEP 0.400% 06/26/23 B/E DTD 06/24/20 ACT/365 Security Identifier: 46147UUC2	246,000.000	100.0230	246,056.58	16.18	984.00	0.39%

Portfolio Holdings (continued)

Description	Quantity	Market Price	Market Value	Accrued Interest	Estimated Annual Income	Estimated Yield
FIXED INCOME (continued)						
Certificates of Deposit (continued)						
GREAT SOUTH BK REEDS SPRINGS MO CTF DEP 1.700% 08/21/23 DTD 02/21/20 ACT/365 Security Identifier: 39120VSS4	248,000.000	100.0950	248,235.60	103.96	4,216.00	1.69%
LIVE OAK BKG CO WILMINGTON N C CTF DEP 1.600% 09/06/23 DTD 03/06/20 ACT/365 Security Identifier: 538036KB9	147,000.000	104.1250	153,063.75	186.87	2,352.00	1.53%
BANK HAPOALIM B M NEW YORK BRH CTF DEP 0.300% 09/14/23 B/E DTD 09/14/20 ACT/365 1ST CPN DTE 03/14/21 Security Identifier: 06251A2E9	246,000.000	100.3220	246,792.12	32.35	738.00	0.29%
NICOLET NATL BK GREENBAY WIS CTF DEP ACT/365 1.100% 09/27/23 B/E DTD 03/27/20 ACT/365 Security Identifier: 654062JG4	248,000.000	100.5100	249,264.80	22.42	2,728.00	1.09%
BANKWEST INC PIERRE S D CTF DEP 1.250% 10/24/23 B/E DTD 04/24/20 ACT/365 1ST CPN DTE 05/15/20 Security Identifier: 06652CHH7	248,000.000	103.2080	255,955.84	127.40	3,100.00	1.21%
DELTA NATL BK & TR CO NEW YORK NY CTF DEP 1.200% 03/04/24 B/E DTD 03/31/20 ACT/365 Security Identifier: 24773RBN4	141,000.000	103.2770	145,620.57	0.00	1,692.00	1.16%
PREFERRED BK LOS ANGELES CALIF CTF DEP 1.100% 03/27/24 DTD 03/27/20 ACT/365 Security Identifier: 740367KG1	227,000.000	102.9560	233,710.12	20.52	2,497.00	1.06%
PACIFIC WESTN BK BEVERLY HILLS CALIF CTF DEP 1.300% 04/16/24 B/E DTD 04/16/20 ACT/365 Security Identifier: 69506YRH4	248,000.000	103.6810	257,128.88	1,475.09	3,224.00	1.25%
CENTERSTATE BK FLA NA WINTERHAVEN FL CTF DEP 1.050% 04/30/24 B/E DTD 04/30/20 ACT/365 Security Identifier: 15201QDH7	248,000.000	102.8140	254,978.72	1,091.54	2,604.00	1.02%
TEXAS EXCHANGE BK SSB CROWLEY CTF DEP 0.850% 05/20/24 B/E DTD 05/20/20 ACT/365 CALLABLE 10/20/20 Security Identifier: 88241THFO	248,000.000	100.0440	248,109.12	57.75	2,108.00	0.84%
LINCOLN SVGS BK REINBECK IOWA CTF DEP CT/365 0.600% 06/24/24 B/E DTD 06/24/20 ACT/365 Security Identifier: 534732AV4	248,000.000	100.0360	248,089.28	24.46	1,488.00	0.59%
FIRST KEYSTONE CMNTY BK BERWICK PA CTF DEP 0.600% 06/28/24 B/E DTD 06/30/20 ACT/365 Security Identifier: 32065RAK1	248,000.000	100.0450	248,111.60	0.00	1,488.00	0.59%
FLAGSTAR BK FSB TROY MICH CTF DEP 0.500% 07/17/24 B/E DTD 07/17/20 ACT/365 1ST CPN DTE 01/17/21 Security Identifier: 33847E3V7	248,000.000	100.8120	250,013.76	254.79	1,240.00	0.49%



September 1, 2020 - September 30, 2020
MEDINA CITY SCHOOLS

Portfolio Holdings (continued)

Description	Quantity	Market Price	Market Value	Accrued Interest	Estimated Annual Income	Estimated Yield
FIXED INCOME (continued)						
Certificates of Deposit (continued)						
FIRST NATL BK SYRACUSE JOHNSON KANS CTF DEP 1.950% 09/18/24 DTD 09/18/19 ACT/365 Security Identifier: 334342CF7	248,000.000	100.0940	248,233.12	158.99	4,836.00	1.94%
HSBC BK USA NATL ASSOCIATION INSTL CTF DEP PROGRAM 2.125% 11/04/24 DTD 11/04/19 ACT/365 Security Identifier: 44329MBF9	248,000.000	100.2010	248,498.48	2,151.32	5,270.00	2.12%
FIRST NATL BK AMER EAST LANSING MICH CTF DEP 1.900% 12/13/24 DTD 12/13/19 ACT/365 Security Identifier: 32110YNL5	248,000.000	100.3770	248,934.96	219.46	4,712.00	1.89%
COMMERCIAL BK WEST LIBERTY KY CTF DEP 1.100% 03/17/25 DTD 03/17/20 ACT/365 CALLABLE 10/17/20 Security Identifier: 201525AC6	248,000.000	100.0500	248,124.00	97.16	2,728.00	1.09%
FIRST OKLA BK JENKS CTF DEP 0.950% 05/15/25 B/E DTD 05/15/20 ACT/365 CALLABLE 10/15/20 Security Identifier: 335857BX5	245,000.000	100.0370	245,090.65	95.65	2,327.50	0.94%
SOUTHERN BANCORP BK ARKADELPHIA ARK CTF DEP 0.650% 06/24/25 B/E DTD 06/24/20 ACT/365 Security Identifier: 84223QAL1	248,000.000	100.0400	248,099.20	26.50	1,612.00	0.64%
STATE BK INDIA CHICAGO ILL CTF DEP 0.950% 07/10/25 B/E DTD 07/10/20 ACT/365 1ST CPN DTE 01/10/21 Security Identifier: 856283P26	246,000.000	102.8730	253,067.58	525.02	2,337.00	0.92%
BANK BARODA NEW YORK BRH CTF DEP 0.650% 07/22/25 B/E DTD 07/22/20 ACT/365 1ST CPN DTE 01/22/21 Security Identifier: 06063HMT7	246,000.000	101.4540	249,576.84	306.66	1,599.00	0.64%
Total Certificates of Deposit	12,825,000.000		\$13,027,899.77	\$30,392.57	\$213,024.00	
U.S. Government Bonds						
FEDERAL HOME LN MTG CORP MEDIUM TERM NTS FED 0.300% 12/29/23 B/E DTD 09/29/20 CALLABLE 12/29/21 Moody Rating Aaa Security Identifier: 3134GWTY2	248,000.000	99.8970	247,744.56	2.07	744.00	0.30%
FEDERAL HOME LN MTG CORP MEDIUM TERM NTS FED 0.375% 03/25/24 B/E DTD 09/25/20 CALLABLE 03/25/21 Moody Rating Aaa Security Identifier: 3134GWU79	495,000.000	99.8450	494,232.75	25.78	1,856.25	0.37%

Portfolio Holdings (continued)

Description	Quantity	Market Price	Market Value	Accrued Interest	Estimated Annual Income	Estimated Yield
FIXED INCOME (continued)						
U.S. Government Bonds (continued)						
FEDERAL FARM CR BKS CONS SYSTEMWIDE BDS 0.600% 07/02/24 B/E DTD 07/02/20 CALLED 10/02/20 1ST CPN DTE 01/02/21 Moody Rating Aaa S & P Rating AA+ Security Identifier: 3133ELR55 Price Estimated as of: 09/25/20	740,000.000	100.0070	740,051.80	1,085.33	4,440.00	0.59%
FEDERAL HOME LN MTG CORP MEDIUM TERM NTS FED 0.625% 09/15/25 B/E DTD 09/15/20 CALLABLE 09/15/21 Moody Rating Aaa Security Identifier: 3134GWB70	248,000.000	100.0950	248,235.60	64.58	1,550.00	0.62%
Total U.S. Government Bonds	1,731,000.000		\$1,730,264.71	\$1,177.76	\$8,590.25	
TOTAL FIXED INCOME	14,556,000.000		\$14,758,164.48	\$31,570.33	\$221,614.25	
			Market Value	Accrued Interest	Estimated Annual Income	
Total Portfolio Holdings			\$14,758,208.17	\$31,570.33	\$221,614.25	

¹ This bond is maturing.

Portfolio Holdings Disclosures

Pricing

This section includes the net market value of the securities in your account on a settlement date basis, including short positions, at the close of the statement period. The market prices, unless otherwise noted, have been obtained from independent vendor services, which we believe to be reliable. Market prices do not constitute a bid or an offer, and may differ from the actual sale price. Securities for which a price is not available are marked "N/A" and are omitted from the Total. THE AS OF PRICE DATE ONLY APPEARS WHEN THE PRICE DATE DOES NOT EQUAL THE STATEMENT DATE.

Estimated Annual Figures

The estimated annual income (EAI) and estimated annual yield (EAY) figures are estimates and for informational purposes only. These figures are not considered to be a forecast or guarantee of future results. These figures are computed using information from providers believed to be reliable; however, no assurance can be made as to the accuracy. Since interest and dividend rates are subject to change at any time, and may be affected by current and future economic, political, and business conditions, they should not be relied on for making investment, trading, or tax decisions. These figures assume that the position quantities, interest and dividend rates, and prices remain constant. A capital gain or return of principal may be included in the figures for certain securities, thereby overstating them. Refer to www.pershing.com/disclosures for specific details as to formulas used to calculate the figures. Accrued interest represents interest earned but not yet received.

Reinvestment

The dollar amount of Mutual Fund distributions, Money Market Fund dividend income, Bank Deposit interest income, or dividends for other securities shown on your statement may have been reinvested. You will not receive confirmation of these reinvestments. Upon written request to your financial institution, information pertaining to these transactions, including the time of execution and the name of the person from whom your security was purchased, may be obtained. In dividend reinvestment transactions, Pershing acts as your agent and receives payment for order flow.

September 1, 2020 - September 30, 2020
MEDINA CITY SCHOOLS**Portfolio Holdings Disclosures (continued)****Option Disclosure**

Information with respect to commissions and other charges incurred in connection with the execution of option transactions has been included in confirmations previously furnished to you. A summary of this information is available to you promptly upon your written request directed to your introducing firm. In order to assist your introducing firm in maintaining current background and financial information concerning your option accounts, please promptly advise them in writing of any material change in your investment objectives or financial situation. Expiring options which are valuable are exercised automatically pursuant to the exercise by exception procedure of the Options Clearing Corporation. Additional information regarding this procedure is available upon written request to your introducing firm.

Certificates of Deposit

Certificates of Deposit acquired through the Certificate of Deposit Account Registry Service ("CDARS") and held in your brokerage account are subject to Securities Investor Protection Corporation (SIPC) coverage. Please see additional information about SIPC under Important Information and Disclosures on this statement.

Please be advised that the secondary market for CDs is generally illiquid; the actual value of CDs may be different from their purchase price; and a significant loss of principal could result if your CDs are sold prior to maturity. In the event that the CDs listed above do not indicate a market valuation, an accurate market value could not be determined. In the event that a price is listed above for your CDs, Pershing has obtained a price from sources deemed to be reliable or has priced your CDs using a matrix formula. Prices are estimates and the actual value you may obtain for your CD may be different if you elect to sell your CD in the secondary market.

Foreign Currency Transactions

Pershing will execute foreign currency transactions as principal for your account. Pershing may automatically convert foreign currency to or from U.S. dollars for dividends and similar corporate action transactions unless you instruct your financial organization otherwise. Pershing's currency conversion rate will not exceed the highest interbank conversion rate identified from customary banking sources on the conversion date or the prior business day, increased by up to 1%, unless a particular rate is required by applicable law. Your financial organization may also increase the currency conversion rate. This conversion rate may differ from rates in effect on the date you executed a transaction, incurred a charge, or received a credit. Transactions converted by agents (such as depositories) will be billed at the rates such agents use.

Proxy Vote

Securities not fully paid for in your margin account may be lent by Pershing to itself or others in accordance with the terms outlined in the Margin Agreement. The right to vote your shares held on margin may be reduced by the amount of shares on loan. The Proxy Voting Instruction Form sent to you may reflect a smaller number of shares entitled to vote than the number of shares in your margin account.

Ratings

This statement may contain credit rating information obtained from Standard & Poor's. Reproducing and distributing any information received from Standard & Poor's is not permitted without prior written authorization from Standard & Poor's. Standard & Poor's does not guarantee the accuracy, completeness, timeliness or availability of any information. Standard & Poor's is not responsible for any errors or omissions, regardless of the cause, or for the results of using such content. Standard & Poor's makes no express or implied warranties including warranties of merchantability or fitness for a particular purpose. Standard & Poor's shall not be legally responsible for any fees, costs, expenses or losses in connection with the use of their content. Credit ratings are opinions and not statements of facts; are not recommendations to purchase, hold or sell securities; and do not address suitability for investment purpose. Credit ratings should not be relied upon as investment advice.



Activity Summary (All amounts shown are in base currency)

	Credits This Period	Debits This Period	Net This Period	Credits Year-to-Date	Debits Year-to-Date	Net Year-to-Date
Securities						
Securities Bought	0.00	-1,237,000.00	-1,237,000.00	0.00	-11,101,067.21	-11,101,067.21
Total Securities	\$0.00	-\$1,237,000.00	-\$1,237,000.00	\$0.00	-\$11,101,067.21	-\$11,101,067.21
Dividends and Interest	\$26,291.65	\$0.00	\$26,291.65	\$254,743.30	-\$7,203.05	\$247,540.25
Distributions	\$1,237,000.00	\$0.00	\$1,237,000.00	\$11,627,000.00	\$0.00	\$11,627,000.00
Cash						
Withdrawals	0.00	-1,266,895.25	-1,266,895.25	0.00	-11,885,372.53	-11,885,372.53
Deposits	1,237,000.00	0.00	1,237,000.00	11,102,152.26	0.00	11,102,152.26
Total Cash	\$1,237,000.00	-\$1,266,895.25	-\$29,895.25	\$11,102,152.26	-\$11,885,372.53	-\$783,220.27
Totals	\$2,500,291.65	-\$2,503,895.25	-\$3,603.60	\$22,983,895.56	-\$22,993,642.79	-\$9,747.23

Transactions by Type of Activity

Process/ Settlement Date	Trade/ Transaction Date	Activity Type	Description	Quantity	Price	Accrued Interest	Amount	Currency
Securities Bought and Sold								
09/14/20	09/14/20	PURCHASED	BANK HAPOALIM B M NEW YORK BRH CTF DEP 0.300%	246,000.000	100.0000		-246,000.00	USD
		06251A2E9	09/14/23 B/E DTD 09/14/20 YLD .300 TO MAT					
09/15/20	08/28/20	PURCHASED	FEDERAL HOME LN MTG CORP MEDIUM TERM NTS FED	248,000.000	100.0000		-248,000.00	USD
		FMCC5036431	0.625% 09/15/25 B/E DTD 09/15/20 CLB BB YTW:0.625000 BB YTW DATE:20210915 YLD .625 TO PAR					
09/25/20	09/22/20	PURCHASED	FEDERAL HOME LN MTG CORP MEDIUM TERM NTS FED	495,000.000	100.0000		-495,000.00	USD
		FMCC5047061	0.375% 03/25/24 B/E DTD 09/25/20 CLB BB YTW:0.375000 BB YTW DATE:20210325 YLD .375 TO PAR					
09/29/20	09/21/20	PURCHASED	FEDERAL HOME LN MTG CORP MEDIUM TERM NTS FED	248,000.000	100.0000		-248,000.00	USD
		FMCC5047003	0.300% 12/29/23 B/E DTD 09/29/20 CLB BB YTW:0.300008 BB YTW DATE:20231229 YLD .300 TO MAT					
Total Securities Bought and Sold						\$0.00	-\$1,237,000.00	USD
Dividends and Interest								
09/01/20		BOND INTEREST RECEIVED	100000 LIVE OAK BKG CO WILMINGTON N C CTF DEP 1.550%				131.64	USD
		538036JZ8	03/06/23 DTD 03/06/20 RD 08/17 PD 09/01/20					
09/01/20		BOND INTEREST RECEIVED	147000 LIVE OAK BKG CO WILMINGTON N C CTF DEP 1.600%				199.76	USD
		538036KB9	09/06/23 DTD 03/06/20 RD 08/17 PD 09/01/20					
09/04/20		BOND INTEREST RECEIVED	COMMERCE BK GENEVA MINN CTF DEP 1.900% 09/03/24 B/E				400.20	USD
		20056QSBO	DTD 09/03/19 CLB RD 09/02 PD 09/03/20 248000					

**MBS MULTI-BANK SECURITIES, INC.***

1000 Town Center, Suite 2500
Southfield, MI 48075
(800) 967-9045

Member of FINRA & SIPC; MSRB Registered.

September 1, 2020 - September 30, 2020
MEDINA CITY SCHOOLS

Transactions by Type of Activity (continued)

Process/ Settlement Date	Trade/ Transaction Date	Activity Type	Description	Quantity	Price	Accrued Interest	Amount	Currency
Dividends and Interest (continued)								
09/04/20		BOND INTEREST RECEIVED	248000 MAIN STR BK BINGHAM FARMS MI CTF DEP 2.900%				610.83	USD
		56035BBN5	10/05/20 DTD 10/04/18 RD 08/20 PD 09/04/20					
09/08/20		BOND INTEREST RECEIVED	248000 CHIPPEWA VY BK WINTER WIS CTF DEP 3.000%				631.89	USD
		169894AP7	07/06/21 DTD 07/06/18 RD 08/22 PD 09/06/20					
09/08/20		BOND INTEREST RECEIVED	248000 EAGLEBANK BETHESDA MD CTF DEP 1.650% 03/06/23				347.54	USD
		27002YEV4	DTD 03/06/20 RD 08/22 PD 09/06/20					
09/09/20		BOND INTEREST RECEIVED	247000 FIRST NATL BK OF MICH KALAMAZOO CTF DEP				262.23	USD
		32114VBZ9	1.250% 04/10/23 B/E DTD 04/09/20 RD 08/25 PD 09/09/20					
09/11/20		BOND INTEREST RECEIVED	248000 UBS BK USA SALT LAKE CITY UT CTF DEP 1.000%				210.63	USD
		90348JSW1	03/11/22 B/E DTD 03/11/20 RD 08/27 PD 09/11/20					
09/14/20		BOND INTEREST RECEIVED	248000 CAPITAL BK N A ROCKVILLE MD CTF DEP 2.600%				547.64	USD
		139805AQ8	03/12/21 DTD 03/13/19 RD 08/29 PD 09/13/20					
09/14/20		BOND INTEREST RECEIVED	248000 FIRST NATL BK AMER EAST LANSING MICH CTF DEP				400.20	USD
		32110YNL5	1.900% 12/13/24 DTD 12/13/19 CLB RD 08/29 PD 09/13/20					
09/14/20		BOND INTEREST RECEIVED	246000 ORIENTAL BK BROKERED INSTL CTF DEP 2.800%				3,510.05	USD
		68621KCC3	09/14/20 B/E DTD 09/12/18 RD 09/11 PD 09/12/20					
09/15/20		BOND INTEREST RECEIVED	248000 BANKWEST INC PIERRE S D CTF DEP 1.250% 10/24/23				263.29	USD
		06652CHH7	B/E DTD 04/24/20 RD 08/31 PD 09/15/20					
09/15/20		BOND INTEREST RECEIVED	245000 FIRST OKLA BK JENKS CTF DEP 0.950% 05/15/25 B/E				197.68	USD
		335857BX5	DTD 05/15/20 CLB RD 08/31 PD 09/15/20					
09/17/20		BOND INTEREST RECEIVED	248000 COMMERCIAL BK WEST LIBERTY KY CTF DEP 1.100%				231.69	USD
		201525AC6	03/17/25 DTD 03/17/20 CLB RD 09/02 PD 09/17/20					
09/18/20		BOND INTEREST RECEIVED	248000 CONNECTONE BK ENGLEWOOD CLIFFS N J CTF DEP				570.74	USD
		20786ACJ2	2.800% 09/18/20 B/E DTD 09/19/18 RD 09/04 PD 09/18/20					
09/18/20		BOND INTEREST RECEIVED	248000 FIRST NATL BK SYRACUSE JOHNSON KANS CTF DEP				410.73	USD
		334342CF7	1.950% 09/18/24 DTD 09/18/19 RD 09/03 PD 09/18/20					
09/21/20		BOND INTEREST RECEIVED	247000 BARCLAYS BK DEL RETAIL CTF DEP 3A2 INSTL CTF DEP				2,441.24	USD
		06740KKUO	1.950% 09/21/20 B/E DTD 09/20/17 RD 09/18 PD 09/21/20					



Transactions by Type of Activity (continued)

Process/ Settlement Date	Trade/ Transaction Date	Activity Type	Description	Quantity	Price	Accrued Interest	Amount	Currency
Dividends and Interest (continued)								
09/21/20		BOND INTEREST RECEIVED 26144KAHO	248000 DRAKE BK ST PAUL MINN CTF DEP 1.100% 03/20/25 B/E DTD 03/20/20 CLB RD 09/05 PD 09/20/20				231.69	USD
09/21/20		BOND INTEREST RECEIVED 39120VSS4	248000 GREAT SOUTH BK REEDS SPRINGS MO CTF DEP 1.700% 08/21/23 DTD 02/21/20 CLB RD 09/06 PD 09/21/20				358.07	USD
09/21/20		BOND INTEREST RECEIVED 42724JEG6	248000 HERITAGE BK HOPKINSVILLE KY CTF DEP 3.000% 06/21/21 DTD 06/19/18 RD 09/04 PD 09/19/20				631.89	USD
09/21/20		BOND INTEREST RECEIVED 88241THFO	248000 TEXAS EXCHANGE BK SSB CROWLEY CTF DEP 0.850% 05/20/24 B/E DTD 05/20/20 CLB RD 09/05 PD 09/20/20				179.04	USD
09/24/20		BOND INTEREST RECEIVED 46147UUC2	246000 INVESTORS CMNTY BK MANITOWOC WIS CTF DEP 0.400% 06/26/23 B/E DTD 06/24/20 CLB RD 09/09 PD 09/24/20				83.57	USD
09/24/20		BOND INTEREST RECEIVED 534732AV4	248000 LINCOLN SVGS BK REINBECK IOWA CTF DEP CT/365 0.600% 06/24/24 B/E DTD 06/24/20 CLB RD 09/09 PD 09/24/20				126.38	USD
09/24/20		BOND INTEREST RECEIVED 84223QAL1	248000 SOUTHERN BANCORP BK ARKADDELPHIA ARK CTF DEP 0.650% 06/24/25 B/E DTD 06/24/20 CLB RD 09/09 PD 09/24/20				136.91	USD
09/28/20		BOND INTEREST RECEIVED 05600XAA8	246000 BMO HARRIS BK NATL ASSN CHICAGO ILL CTF DEP 0.600% 06/26/23 B/E DTD 06/26/20 CLB RD 09/11 PD 09/26/20				372.03	USD
09/28/20		BOND INTEREST RECEIVED 32112UCU3	245000 FIRST NATL BK MCGREGOR TEX CTF DEP 2.650% 02/01/21 DTD 01/31/19 RD 09/27 PD 09/28/20				551.42	USD
09/28/20		BOND INTEREST RECEIVED 340569GV8	248000 FLORIDA CAP BK NATL ASSN JACKSONVILLE FLA CTF DEP 1.150% 03/27/23 B/E DTD 03/26/20 RD 09/11 PD 09/26/20				242.22	USD
09/28/20		BOND INTEREST RECEIVED 654062JG4	248000 NICOLET NATL BK GREENBAY WIS CTF DEP ACT/365 1.100% 09/27/23 B/E DTD 03/27/20 CLB RD 09/12 PD 09/27/20				231.69	USD
09/28/20		BOND INTEREST RECEIVED 740367KG1	227000 PREFERRED BK LOS ANGELES CALIF CTF DEP 1.100% 03/27/24 DTD 03/27/20 RD 09/12 PD 09/27/20				212.07	USD
09/29/20		BOND INTEREST RECEIVED 17312QH77	246000 CITIBANK NATL ASSN SIOUX FALLS S D CTF DEP 2.700% 03/29/21 DTD 03/29/18 RD 09/14 PD 09/29/20				3,348.30	USD
09/29/20		BOND INTEREST RECEIVED 58733AES4	248000 MERCANTIL BK NATL ASSN CORAL GABLES FLA CTF DEP 2.200% 12/29/20 DTD 12/29/17 RD 09/14 PD 09/29/20				463.39	USD



**MBS MULTI-BANK SECURITIES, INC.***

1000 Town Center, Suite 2300
Southfield, MI 48075
(800) 967-9045

Member of FINRA & SIPC; MSRB Registered.

September 1, 2020 - September 30, 2020
MEDINA CITY SCHOOLS

Transactions by Type of Activity (continued)

Process/ Settlement Date	Trade/ Transaction Date	Activity Type	Description	Quantity	Price	Accrued Interest	Amount	Currency
Dividends and Interest (continued)								
09/30/20		BOND INTEREST RECEIVED 02589AB50	248000 AMERICAN EXPRESS NATL BK BROKERED INTL CTF DEP PROGRAM INSTL CTF DEP 1.450% 03/31/23 B/E DTD 03/31/20 RD 09/23 PD 09/30/20				1,802.93	USD
09/30/20		BOND INTEREST RECEIVED 063248KR8	248000 BANK LEUMI USA NEW YORK N Y CTF DEP 1.450% 03/31/23 B/E DTD 03/31/20 RD 09/29 PD 09/30/20				1,802.93	USD
09/30/20		BOND INTEREST RECEIVED 24773RBM6	91000 DELTA NATL BK & TR CO NEW YORK NY CTF DEP 1.100% 08/03/22 B/E DTD 03/30/20 RD 09/15 PD 09/30/20				504.61	USD
09/30/20		BOND INTEREST RECEIVED 24773RBN4	141000 DELTA NATL BK & TR CO NEW YORK NY CTF DEP 1.200% 03/04/24 B/E DTD 03/31/20 RD 09/15 PD 09/30/20				848.32	USD
09/30/20		BOND INTEREST RECEIVED 313812DA4	248000 FEDERAL SVGS BK CHICAGO IL CTF DEP 2.500% 05/28/21 DTD 05/30/19 RD 09/15 PD 09/30/20				526.58	USD
09/30/20		BOND INTEREST RECEIVED 32065RAK1	248000 FIRST KEYSTONE CMNTY BK BERWICK PA CTF DEP 0.600% 06/28/24 B/E DTD 06/30/20 CLB RD 09/15 PD 09/30/20				126.38	USD
09/30/20		BOND INTEREST RECEIVED 32112UCU3	245000 FIRST NATL BK MCGREGOR TEX CTF DEP 2.650% 02/01/21 DTD 01/31/19 RD 09/29 PD 09/30/20				533.63	USD
09/30/20		BOND INTEREST RECEIVED 511640AX2	248000 LAKELAND BK NFLD N J CTF DEP 1.100% 09/30/22 B/E DTD 03/30/20 RD 09/15 PD 09/30/20				1,375.21	USD
09/30/20		BOND INTEREST RECEIVED 66704MEQ0	248000 NORTHSTAR BK BAD AXE MICH CTF DEP 1.150% 03/31/23 B/E DTD 03/31/20 RD 09/29 PD 09/30/20				234.41	USD
Total Dividends and Interest						\$0.00	\$26,291.65	USD
Distributions								
09/03/20		SECURITY REDEEMED 20056QS80	COMMERCE BK GENEVA MINN CTF DEP 1.900% 09/03/24 B/E DTD 09/03/19 CLB	-248,000.000			248,000.00	USD
09/14/20		SECURITY REDEEMED 68621KCC3	ORIENTAL BK BROKERED INSTL CTF DEP 2.800% 09/14/20 B/E DTD 09/12/18 ACCOUNT REDEMPTION	-246,000.000			246,000.00	USD
09/18/20		SECURITY REDEEMED 20786ACJ2	CONNECTONE BK ENGLEWOOD CLIFFS N J CTF DEP 2.800% 09/18/20 B/E DTD 09/19/18 ACCOUNT REDEMPTION	-248,000.000			248,000.00	USD



Transactions by Type of Activity (continued)

Process/ Settlement Date	Trade/ Transaction Date	Activity Type	Description	Quantity	Price	Accrued Interest	Amount	Currency
Distributions (continued)								
09/21/20		SECURITY REDEEMED 06740KKUO	BARCLAYS BK DEL RETAIL CTF DEP 3A2 INSTL CTF DEP 1.950% 09/21/20 B/E DTD 09/20/17 ACCOUNT REDEMPTION	-247,000.000			247,000.00	USD
09/21/20		SECURITY REDEEMED 26144KAHO	DRAKE BK ST PAUL MINN CTF DEP 1.100% 03/20/25 B/E DTD 03/20/20 CLB	-248,000.000			248,000.00	USD
Total Distributions						\$0.00	\$1,237,000.00	USD
Cash Withdrawals and Deposits								
09/02/20		ELECTRONIC TRANSACTION USD999997	SEND TO BANK FOR ACH ACH HUNTINGTON NATIONAL BANK				-3,537.52	USD
09/04/20		ELECTRONIC TRANSACTION USD999997	SEND TO BANK FOR ACH ACH HUNTINGTON NATIONAL BANK				-397.48	USD
09/09/20		ELECTRONIC TRANSACTION USD999997	SEND TO BANK FOR ACH ACH HUNTINGTON NATIONAL BANK				-2,252.69	USD
09/14/20		ELECTRONIC TRANSACTION USD999997	SEND TO BANK FOR ACH ACH HUNTINGTON NATIONAL BANK				-249,510.05	USD
09/14/20		ELECTRONIC DEPOSIT USD999997	RECV FR BANK FOR ACH ACH HUNTINGTON NATIONAL BANK				246,000.00	USD
09/15/20		ELECTRONIC DEPOSIT USD999997	RECV FR BANK FOR ACH ACH HUNTINGTON NATIONAL BANK				248,000.00	USD
09/16/20		ELECTRONIC TRANSACTION USD999997	SEND TO BANK FOR ACH ACH HUNTINGTON NATIONAL BANK				-248,000.00	USD
09/21/20		ELECTRONIC TRANSACTION USD999997	SEND TO BANK FOR ACH ACH HUNTINGTON NATIONAL BANK				-248,000.00	USD
09/22/20		ELECTRONIC TRANSACTION USD999997	SEND TO BANK FOR ACH ACH HUNTINGTON NATIONAL BANK				-6,674.53	USD
09/22/20		ELECTRONIC TRANSACTION USD999997	SEND TO BANK FOR ACH ACH HUNTINGTON NATIONAL BANK				-495,000.00	USD
09/25/20		ELECTRONIC DEPOSIT USD999997	RECV FR BANK FOR ACH ACH HUNTINGTON NATIONAL BANK				495,000.00	USD

September 1, 2020 - September 30, 2020
MEDINA CITY SCHOOLS


Transactions by Type of Activity (continued)

Process/ Settlement Date	Trade/ Transaction Date	Activity Type	Description	Quantity	Price	Accrued Interest	Amount	Currency
Cash Withdrawals and Deposits (continued)								
09/29/20		ELECTRONIC DEPOSIT USD999997	RECV FR BANK FOR ACH ACH HUNTINGTON NATIONAL BANK				248,000.00	USD
09/30/20		ELECTRONIC TRANSACTION USD999997	SEND TO BANK FOR ACH ACH HUNTINGTON NATIONAL BANK				-13,522.98	USD
Total Cash Withdrawals and Deposits						\$0.00	-\$29,895.25	USD
Total Value of Transactions						\$0.00	-\$3,603.60	USD

The price and quantity displayed may have been rounded.

Fixed Income Analysis

Bond Quality

Bond Quality	Market Value	% of Bond Market Value	Percent of Fixed Income
AAA	1,730,264.71	12%	
Not Rated	13,027,899.77	88%	
Total	14,758,164.48	100%	

Bond Maturity Schedule

Bond Maturity	Market Value	% of Bond Market Value
Within 1 month	495,353.61	3%
1 to 6 months	1,492,292.88	10%
7 to 12 months	2,013,297.80	14%
1 to 5 years	10,757,220.19	73%
Total	14,758,164.48	100%

Percentages of bond market values are rounded to the nearest whole percentage.

Bond quality ratings reflect Moody's or Standard and Poor's ratings. Bonds may be rated by other services. Bonds that are in default are not included. Please refer to your Portfolio Holdings section.

Called Bonds

Call Date	Security Description	Eligible Quantity	Called Quantity	Call Price	Type of Call	Redemption Proceeds
10/02/2020	FEDERAL FARM CR BKS CONS SYSTEMWIDE BDS 0.600% 07/02/24 B/E DTD 07/02/20 CALLED 10/02/20 1ST CPN DTE 01/02/21	740,000.000	740,000.000	100.0000	Full	740,000.00

Called Bonds (continued)

Call Date	Security Description	Eligible Quantity	Called Quantity	Call Price	Type of Call	Redemption Proceeds
11/04/2020	HSBC BK USA NATL ASSOCATION INSTL CTF DEP PROGRAM 2.125% 11/04/24 DTD 11/04/19 ACT/365	248,000.000	248,000.000	100.0000	Full	248,000.00

Pershing LLC receives the called bond information from several information sources which Pershing believes are reliable. Pershing does not guarantee the accuracy of the information. For callable options that are available to you please contact your Account Executive.

Messages

Pursuant to the Securities Exchange Act of 1934, Pershing LLC (Pershing), a BNY Mellon company, provides individual investors with certain financial information on a semi-annual basis. Pershing's June Statement of Financial Condition is now available. On June 30, 2020, Pershing's net capital of \$2.75 billion was 16.38% of aggregate debit balances and exceeded the minimum requirements by \$2.42 billion. Pershing is also required to provide the most recent financial information as of this statement mailing. In accordance with this requirement, note that on July 31, 2020, Pershing's net capital of \$2.71 billion was 16.51% of aggregate debit balances and exceeded the minimum requirement by \$2.38 billion. A copy of the June 30, 2020, Statement of Financial Condition is available at www.pershing.com/statement-of-financial-condition. You may also request a free, printed copy by calling (888) 860-8510 or (201) 413-3333, option 1.

Although a money market mutual fund seeks to preserve the value of your investment at \$1 per share, it is possible to lose money by investing in a money market mutual fund. Shares of a money market mutual fund or the balance of a bank deposit product held in your brokerage account may be liquidated upon request with the proceeds credited to your brokerage account. Please see the money market mutual fund's prospectus or the bank deposit product's disclosure document or contact your Investment Professional for additional information. Pursuant to SEC Rule 10b-10(b)(1) confirmations are not sent for purchases into money market mutual funds processed on the sweep platform. Pursuant to applicable regulation, account statements will be produced monthly or quarterly.

European Union Shareholder Rights Directive II, effective on September 3, 2020, requires the disclosure of shareholder details when the issuer of equity securities with a registered office within the European Economic Area makes a request. If you identified your account to your financial organization as an objecting beneficial owner, this election will remain effective only for non-European Union issuer requests.

eDelivery Going digital is more important than ever before, and the benefits of electronic delivery--speed, convenience and safety--are clear. We offer eDelivery for account statements, prospectus documents, proxy or shareholder communications, tax documents, trade confirmations and more. Historical account data is available from the day of initial signup. To enroll, log in to your brokerage account, select "Go Paperless" at the top of any page and follow the on-screen prompts for setup. Enrollment can be activated as quickly as the day you register, and you will be notified when documents are available in an online, password-protected portal.

Contact your financial professional if you have any questions about any of our efficient digital tools.

Cash Not Yet Received

Security	Record Date	Payable Date	Quantity Held	Rate	Dividend Option	Amount of Payment
Interest						
BANKWEST INC PIERRE S D CTF DEP 1.250% 10/24/23 B/E	09/30/20	10/15/20	248,000.000	0.001027	Cash	254.79
CAPITAL BK N A ROCKVILLE MD CTF DEP 2.600% 03/12/21	09/28/20	10/13/20	248,000.000	0.002137	Cash	529.97

**MBS MULTI-BANK SECURITIES, INC.***

1000 Town Center, Suite 2500
Southfield, MI 48075
(800) 967-9045

Member of FINRA & SIPC; MSRB Registered.

September 1, 2020 - September 30, 2020
MEDINA CITY SCHOOLS

Cash Not Yet Received (continued)

Security	Record Date	Payable Date	Quantity Held	Rate	Dividend Option	Amount of Payment
Interest (continued)						
CHIPPEWA VY BK WINTER WIS CTF DEP 3.000% 07/06/21	09/21/20	10/06/20	248,000.000	0.002466	Cash	611.51
EAGLEBANK BETHESDA MD CTF DEP 1.650% 03/06/23	09/21/20	10/06/20	248,000.000	0.001356	Cash	336.33
FIRST NATL BK AMER EAST LANSING MICH CTF DEP	09/28/20	10/13/20	248,000.000	0.001562	Cash	387.29
FIRST NATL BK OF MICH KALAMAZOO CTF DEP	09/24/20	10/09/20	247,000.000	0.001027	Cash	253.77
FIRST OKLA BK JENKS CTF DEP 0.950% 05/15/25 B/E	09/30/20	10/15/20	245,000.000	0.000781	Cash	191.30
MAIN STR BK BINGHAM FARMS MI CTF DEP 2.900% 10/05/20 B/E	09/19/20	10/05/20	248,000.000	0.002463	Cash	610.83
UBS BK USA SALT LAKE CITY UT CTF DEP 1.000% 03/11/22 B/E	09/26/20	10/11/20	248,000.000	0.000822	Cash	203.84
Total Cash Not Yet Received						\$3,379.63

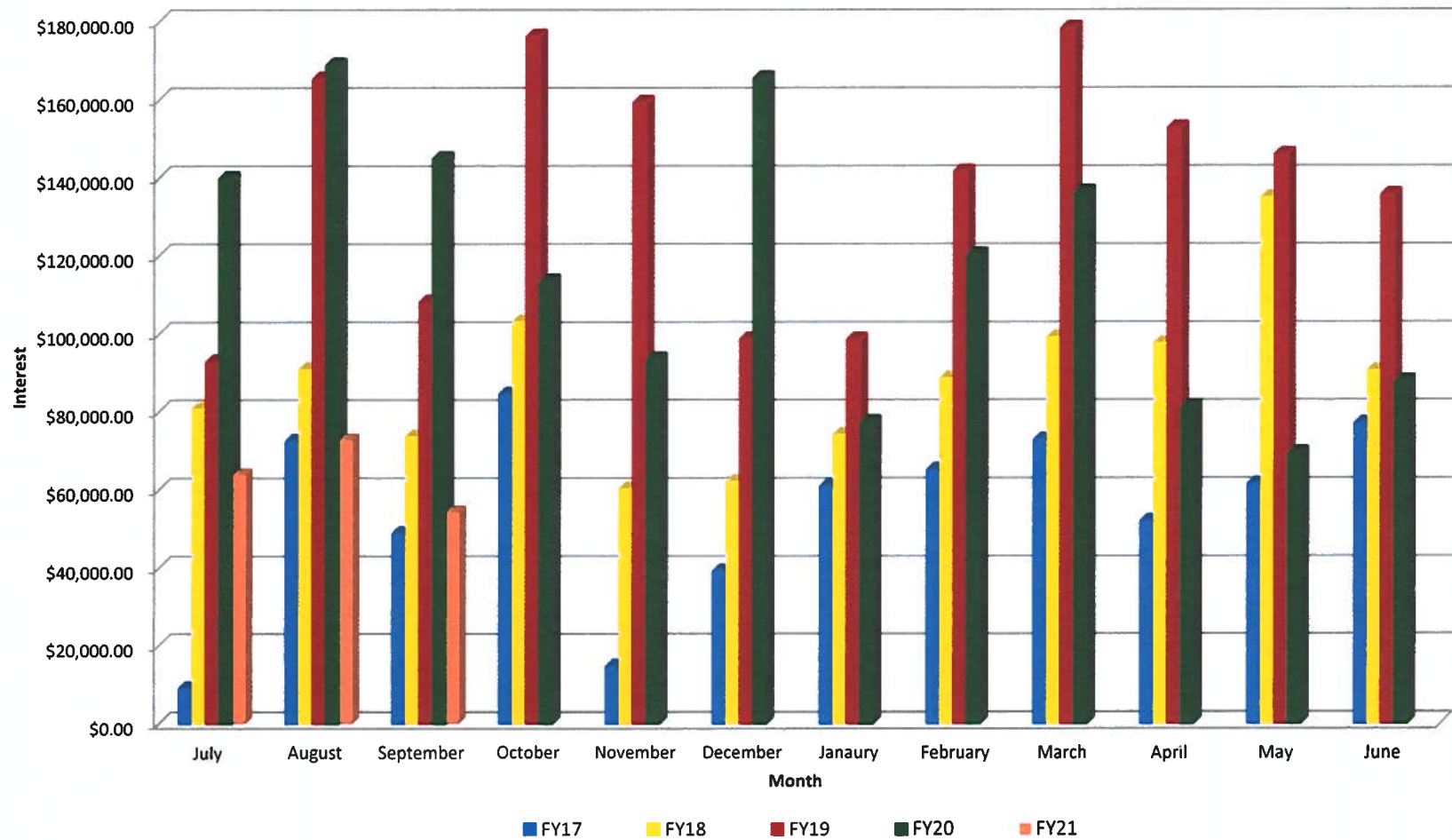
Assets shown here are not reflected in your account. This information has been received from sources we believe to be reliable. Pershing does not guarantee the accuracy of the information.

Important Information and Disclosures**The Role of Pershing**

- Pershing carries your account as clearing broker pursuant to a clearing agreement with your financial institution. Pershing may accept from your financial institution without inquiry or investigation (i) orders for the purchase and sale of securities and other property and (ii) any other instructions concerning your account. Pershing is not responsible or liable for any acts or omissions of your financial institution or its employees and it does not supervise them. Pershing provides no investment advice nor does it assess the suitability of any transaction or order. Pershing acts as the agent of your financial institution and you agree that you will not hold Pershing or any person controlling or under common control with it liable for any investment losses incurred by you.
- Pershing performs several key functions at the direction of your financial institution. It acts as custodian for funds and securities you may deposit with it directly or through your financial institution or that it receives as the result of securities transactions it processes.
- Your financial institution is responsible for adherence to the securities laws, regulations and rules which apply to it regarding its own operations and the supervision of your account, its sales representatives and other personnel. Your financial institution is also responsible for approving the opening of accounts and obtaining account documents; the acceptance and, in certain instances, execution of securities orders; the assessment of the suitability of those transactions, where applicable; the rendering of investment advice, if any, to you and in general, for the ongoing relationship that it has with you.
- Inquiries concerning the positions and balances in your account may be directed to the Pershing Customer Service Department at (201) 413-3333. All other inquiries regarding your account or activity should be directed to your financial institution. Your financial organization's contact information can be found on the first page of this statement.
- For a description of other functions performed by Pershing please consult the Disclosure Statement provided to you upon the opening of your account. This notice is not meant



Total Monthly Interest Earnings



FINANCIAL SUMMARY REPORT
Processing Month: September 2020
MEDINA CITY SCHOOL DISTRICT

Fnd	Sec	Description	Beginning Balance	MTD Revenues	FYTD Revenues	MTD Expenditures	FYTD Expenditures	Current Available Balance
001	0000	GENERAL FUND	32,189,888.32	4,228,661.74	28,983,067.35	5,823,977.10	19,752,637.95	41,420,317.72
002	9000	BOND RETIREMENT - NEW ELE	3,433,942.89	238,456.74	2,035,207.39	214.39	26,058.54	5,443,091.74
003	0000	PERMANENT IMPROVEMENT FUN	175,994.61	.00	.00	.00	.00	175,994.61
003	9000	PERMANENT IMPROVEMENT FUN	13,601.14	.00	.00	.00	.00	13,601.14
003	9001	MEDINA CITY REC CENTER-PE	202,370.92	.00	1,044.98	.00	1,694.38-	205,110.28
006	0000	LUNCHROOM FUND	76,225.73	25,458.34	82,131.12	126,965.23	374,184.68	215,827.83-
007	9004	COLLINS SCHOLARSHIP/POST-	878.85	1.14	3.81	.00	.00	882.66
007	9110	ART TRUST - GARFIELD	11,082.73	14.40	48.04	.00	.00	11,130.77
007	9111	CHARLES STANGEL SCHOLARSH	12.50	.02	.06	.00	.00	12.56
007	9333	RIOS STUDENT LEADER SCHOL	28,953.21	37.61	125.50	.00	.00	29,078.71
007	9901	BIXLER SCHOLARSHIP FUND	125.00	.00	.00	.00	.00	125.00
008	9002	KANEHL MUSIC TRUST	27,469.06	35.68	119.07	.00	.00	27,588.13
008	9003	RICHARD HOFFMAN COLLINS M	551,190.06	.00	.00	.00	.00	551,190.06
008	9112	ELAINE BUSHMAN FUND	17,454.90	15.38	51.32	.00	.00	17,506.22
009	9000	STAR	64.00	4,129.50	5,490.75	.00	.00	5,554.75
009	9110	UNIFORM SUPPLIES GARFIELD	8,652.84	884.00	809.00	3,317.36	3,317.36	6,144.48
009	9120	UNIFORM SUPPLIES - CANAVA	12,085.39	2,256.00	2,026.00	458.33	6,244.03	7,867.36
009	9130	UNIFORM SUPPLIES - FENN	11,405.63	2,272.50	2,202.50	1,659.07	9,061.10	4,547.03
009	9140	UNIFORM SUPPLIES - HERITA	9,608.98	2,454.20	2,455.20	648.58	5,432.76	6,631.42
009	9160	UNIFORM SUPPLIES - BLAKE	5,293.22	2,196.25	2,234.50	5,532.06	6,456.81	1,070.91
009	9170	UNIFORM SUPPLIES - RALPH	21,624.63	5,230.00	4,660.00	7,741.78	7,741.78	18,542.85
009	9180	UNIFORM SUPPLIES - ELIZA	9,406.25	2,447.00	2,430.00	127.85	6,872.70	4,963.55
009	9200	UNIFORM SUPPLIES - CLAGGE	35,124.02	66.00	341.50	1,320.28	6,250.46	29,215.06
009	9210	UNIFORM SUPPLIES - A.I. R	7,281.75	83.50	146.50	2,702.60	2,702.60	4,725.65
009	9300	UNIFORM SUPPLIES - SENIOR	17,918.76	774.00	4,662.45	11,632.57	21,671.44	909.77
009	9304	AVIATION/PHOTOGRAPHY	3.87	.00	.00	.00	.00	3.87
014	9016	MEDINA CNTY JUV DET CNTR	43,471.35	.00	48,417.11	24,053.83	81,714.66	10,173.80
014	9116	EVOLVE	564,729.71	.00	4,100.00	121,993.63	276,893.94	291,935.77
016	0000	EMERGENCY LEVY	22,486,481.91	53,286.54	3,228,263.66	813,660.78	2,184,027.71	23,530,717.86
018	0000	PRINT SHOP	6,683.33	.00	.00	.00	.00	6,683.33
018	9000	PUBLIC SCHOOL SUPPORT - S	16.70	.00	.00	.00	.00	16.70
018	9110	PRINCIPAL'S FUND - GARFIE	33,814.07	.00	.00	59.71	1,106.58	32,707.49
018	9111	GARFIELD SCHOOL STORE	49.99	.00	.00	.00	.00	49.99
018	9113	GARFIELD MEDIA CENTER	847.40	.00	.00	.00	.00	847.40
018	9120	PRINCIPAL - CANAVAN	42,599.14	.00	247.05	1,331.65	2,478.56	40,367.63
018	9122	CANAVAN SCHOOL STORE	586.69	.00	.00	.00	.00	586.69
018	9123	BOOK FAIR - CANAVAN	78.40	.00	.00	.00	.00	78.40
018	9130	PRINCIPAL - FENN	27,580.84	103.00	103.00	706.39	1,968.81	25,715.03
018	9132	FENN SCHOOL STORE	1,460.83	.00	.00	.00	.00	1,460.83
018	9133	BOOK FAIR - FENN	941.36	.00	.00	34.30	34.30	907.06
018	9135	MEDINA SKI TEAM - DISTRIC	474.67	.00	.00	.00	.00	474.67
018	9140	PRINCIPAL'S FUND - HERITA	45,006.48	.00	4,000.00	1,704.35	1,767.44	47,239.04
018	9143	HERITAGE MEDIA CENTER	3,047.55	.00	.00	.00	.00	3,047.55
018	9160	PRINCIPAL'S FUND - H G BL	50,288.49	163.00	163.00	718.46	3,162.46	47,289.03
018	9161	PBIS - BLAKE	5,728.00	.00	.00	.00	.00	5,728.00
018	9163	BLAKE MEDIA CENTER	13,369.42	.00	.00	.00	50.00	13,319.42

F I N A N C I A L S U M M A R Y R E P O R T
Processing Month: September 2020
MEDINA CITY SCHOOL DISTRICT

Fnd	Sc	Description	Beginning Balance	MTD Revenues	FYTD Revenues	MTD Expenditures	FYTD Expenditures	Current Available Balance
018	9170	PRINCIPALS FUND - RALPH W	79,487.14	.00	411.37	.00	.00	79,898.51
018	9171	WAITE SCHOOL STORE	50.00	.00	.00	.00	.00	50.00
018	9173	MEDIA CENTER RALPH WAITE	5,064.63	.00	.00	.00	.00	5,064.63
018	9174	FIELD TRIPS RALPH WAITE E	15,209.72	.00	.00	.00	.00	15,209.72
018	9180	PRINCIPALS FUND ELIZA NOR	53,208.74	.00	292.68	4,673.09	4,973.09	48,528.33
018	9181	NORTHROP ELEMENTARY SCHOO	1,631.19	.00	.00	.00	.00	1,631.19
018	9183	MEDIA CENTER ELIZA NORTHRO	8,663.81	.00	.00	.00	.00	8,663.81
018	9184	FIELD TRIPS ELIZA NORTHRO	146.00	.00	.00	.00	.00	146.00
018	9200	PRINCIPAL'S FUND - CLAGGE	75,941.39	.00	967.50	1,032.75	1,632.75	75,276.14
018	9203	CLAGGETT M.S. MEDIA CENTE	5,547.28	.00	.00	78.11-	78.11-	5,625.39
018	9210	PRINCIPAL'S FUND - ROOT M	37,380.45	.00	227.92-	88.60	688.60	36,463.93
018	9211	ROOT M.S. MEDIA CENTER	10,019.19	.00	.00	.00	50.00	9,969.19
018	9212	ROOT M.S. - WASHINGTON TR	355.00	.00	.00	.00	.00	355.00
018	9213	SPECIAL FUNDRAISER - ROOT	.02	.00	.00	.00	.00	.02
018	9300	PRINCIPAL'S FUND - SENIOR	36,793.91	.00	2,171.27	.00	840.00	38,125.18
018	9301	MEDIA CENTER FUND	1,381.50	.00	.00	.00	50.00-	1,431.50
018	9302	SPECIAL FUNDRAISER - SENI	37,086.18	.00	.00	.00	.00	37,086.18
018	9303	PERFORMING ARTS	89,493.37	.00	.00	1,169.00	1,169.00	88,324.37
018	9304	BUZZ	16,558.56	77.71	77.71	64.99	214.99	16,421.28
018	9305	FLEXIBLE CREDIT FUND	8,034.56	.00	50.00	.00	.00	8,084.56
018	9306	FEED THE BEES	4,847.78	.00	6,516.03	269.21	614.43	10,749.38
018	9884	FACILITY RENTAL	78,570.82	.00	.00	.00	.00	78,570.82
018	9900	INSERVICE - CENTRAL	3,702.01	.00	.00	.00	.00	3,702.01
018	9901	PUBLIC SCHOOL SUPPORT - I	1,720.86	.00	.00	.00	5,548.68	3,827.82-
018	9902	INSERVICE - SUPERINTENDEN	11,224.52	.00	.00	.00	.00	11,224.52
018	9903	BOARD/STUDENT DEVELOPMENT	2,800.00	.00	.00	.00	.00	2,800.00
018	9904	WELLNESS FUND	502.00	.00	.00	.00	.00	502.00
018	9905	PUBLIC SCHOOL SUPPORT/STU	51,248.39	.00	.00	.00	.00	51,248.39
018	9906	COMMUNICATIONS - PUBLIC S	272.90	1,986.00	1,986.00	.00	.00	2,258.90
018	9907	STEAM - SUMMER ENRICHMENT	2,475.40	.00	.00	.00	.00	2,475.40
018	9910	MAINTENANCE DEPARTMENT	3,902.36	.00	.00	.00	.00	3,902.36
018	9914	END OF YEAR	7.13	.00	.00	.00	.00	7.13
018	9915	BIKE TO SCHOOL	803.00	.00	.00	.00	.00	803.00
018	9916	SPIRIT NIGHT	2,682.98	.00	1,750.00	.00	.00	4,432.98
018	9919	STUDENT ART SHOW	.19	.00	.00	.00	.00	.19
018	9920	TRSP FUND	2,586.25	.00	.00	.00	.00	2,586.25
018	9930	Resource Connection	1,500.00	.00	.00	.00	.00	1,500.00
019	9000	ADAMH GRANT	1,352.00	6,000.00	6,000.00	.00	.00	7,352.00
019	9018	LOWE'S LIGHT UP GARFIELD	48.08	.00	.00	.00	.00	48.08
019	9020	RIF PROGRAM GRANT - NORTH	400.73	.00	.00	.00	.00	400.73
019	9021	JENNINGS - BLAKE - BRYNIA	.82	.00	.00	.00	.00	.82
019	9023	PUBLIC EDUCATION LEADERSH	.01	.00	.00	.00	.00	.01
019	9029	MARTHA HOLDEN JENNINGS GR	6.82	.00	.00	.00	.00	6.82
019	9030	PERFORMANCE BASED ASSESSM	79.76	.00	.00	.00	.00	79.76
019	9031	PBA FY11	256.96	.00	.00	.00	.00	256.96
019	9113	ACS-HACH CHEMISTRY GRANT	96.34	.00	.00	.00	.00	96.34

Date: 10/06/20

F I N A N C I A L S U M M A R Y R E P O R T
Processing Month: September 2020
MEDINA CITY SCHOOL DISTRICT

Page: 3
(FINSUM)

Fnd	Sc	Description	Beginning Balance	MTD Revenues	FYTD Revenues	MTD Expenditures	FYTD Expenditures	Current Available Balance
019	9180	PPG INNOVATIVE CLASSROOM	15.31	.00	.00	.00	.00	15.31
019	9181	FIRST ENERGY GRANT	.16	.00	.00	.00	.00	.16
019	9213	VIDEO CLUB GRANT - MHS	2.82	.00	.00	.00	.00	2.82
019	9313	JENNINGS - NORTHROP - MIL	13.86	.00	.00	.00	.00	13.86
019	9413	3M AND OTHER GRANT	152.03	.00	.00	.00	.00	152.03
019	9513	NEA STUDENT ACHIEVEMENT G	191.88	.00	.00	.00	.00	191.88
019	9715	FUEL UP - BLAKE	23.82	.00	.00	.00	.00	23.82
019	9920	MARTHA HOLDEN JENNINGS SU	1,000.00	.00	.00	.00	.00	1,000.00
020	9001	TRANSPORTATION ENTERPRISE	84,896.61	217.64	2,943.94	1,706.82	2,643.14	85,197.41
022	9000	Unclaimed funds	42,883.91	.00	23.09-	.00	.00	42,860.82
022	9093	DIVERSION PROGRAM FED MON	1,000.00	.00	.00	.00	.00	1,000.00
022	9094	DIVERSION PROGRAM - FED.	1,000.00	.00	.00	.00	.00	1,000.00
022	9300	OH HIGH SCHOOL ATH ASSOC	1,271.56	.00	.00	.00	.00	1,271.56
024	9001	MEDICAL AND DRUG/SELF INS	7,017,658.96	766,877.37	2,310,062.57	933,936.10	2,654,130.47	6,673,591.06
024	9002	DENTAL SELF INSURANCE FUN	497,085.90	55,901.48	168,405.12	54,456.98	177,631.01	487,860.01
024	9094	FLEX PRO	67,630.32	.00	.00	9,040.50	30,545.55	37,084.77
027	0000	WORKMANS COMP.-SELF INS	304,411.27	20,288.51	71,295.65	17,098.19	26,988.13	348,718.79
071	9013	LOCAL SALES TAX PERMANENT	3,491,568.70	.00	770,376.50	186,489.36	1,037,636.32	3,224,308.88
200	9110	GARFIELD STUDENT COUNCIL/	622.97	.81	2.70	.00	.00	625.67
200	9121	ELLA CANAVAN STUDENT COUN	1,329.68	1.73	5.77	.00	.00	1,335.45
200	9134	FENN STUDENT BUSINESS	9.36	.01	.04	.00	.00	9.40
200	9140	STUDENT COUNCIL - HERITAG	162.69	.21	.70	.00	.00	163.39
200	9184	NORTHRUP ELEMENTARY STUDE	52.06	.07	.23	.00	.00	52.29
200	9185	K-KIDS KIWANIS ACTIVITY C	10,297.63	13.38	44.64	.00	.00	10,342.27
200	9202	CLAGGETT MIDDLE SCH. STUD	537.70	.70	2.33	.00	.00	540.03
200	9204	CLAGGETT MIDDLE SCHOOL CH	522.77	.68	2.27	.00	.00	525.04
200	9205	CLAGGETT MIDDLE SCH. BUIL	3,443.96	4.47	14.93	.00	.00	3,458.89
200	9209	CLAGGETT MIDDLE SCHOOL DR	26,610.89	34.57	115.35	.00	.00	26,726.24
200	9252	CHEERLEADERS - ROOT M.S.	44.63	.06	.19	.00	.00	44.82
200	9253	BUILDERS' CLUB - ROOT M.S	4,637.36	6.02	20.09	.00	.00	4,657.45
200	9254	HONORS ACADEMY - ROOT	3,978.61	5.17	17.25	.00	.00	3,995.86
200	9256	DRAMA CLUB - ROOT M.S.	7,253.12	9.42	31.43	.00	.00	7,284.55
200	9258	STUDENT COUNCIL - ROOT M.	4,533.23	5.88	19.64	.00	.00	4,552.87
200	9301	YOUNG AMERICANS FOR FREED	53.05	.07-	.00	.00	53.05	.00
200	9302	ART CLUB	609.68	.79	2.64	.00	.00	612.32
200	9303	CULTURAL EXPLORATION	196.07	.25	.85	.00	.00	196.92
200	9304	CAREER ASSOCIATION	.37	.00	.00	.00	.00	.37
200	9305	CHEMCLUB	1,566.46	.00	2.13	.00	1,566.46	2.13
200	9307	VOCAL	35,561.35	45.67	153.62	400.00	400.00	35,314.97
200	9309	IMPROV CLUB	575.96	.75	2.49	.00	.00	578.45
200	9310	DELTA EPSILON PHI - NAT'L	.45	.00	.00	.00	.00	.45
200	9312	DRAMA CLUB	30,094.48	39.09	130.44	.00	.00	30,224.92
200	9314	MEDINA OUTDOORS CLUB	171.25	.22	.74	.00	.00	171.99
200	9315	FELLOWSHIP OF CHRISTIAN A	336.26	.44	1.46	.00	.00	337.72
200	9318	GIRLS LEADERSHIP CLUB	7,024.46	9.12	30.44	.00	.00	7,054.90
200	9321	KEY CLUB	60,791.56	1,613.22-	1,428.68-	.00	.00	59,362.88

F I N A N C I A L S U M M A R Y R E P O R T
Processing Month: September 2020
MEDINA CITY SCHOOL DISTRICT

Fnd	Sc	Description	Beginning Balance	MTD Revenues	FYTD Revenues	MTD Expenditures	FYTD Expenditures	Current Available Balance
200	9323	MEDINAMITE	1,703.56	2.21	7.38	.00	.00	1,710.94
200	9324	MEDINIAN	52,103.20	1,329.10	1,487.00	.00	159.90	53,430.30
200	9325	MHS BAND	12,888.22	16.62	55.35	37.99-	92.01	12,851.56
200	9326	NATIONAL HONOR SOCIETY	10,312.36	13.40	44.70	.00	.00	10,357.06
200	9327	ORCHESTRA	30,625.95	39.78	132.75	.00	.00	30,758.70
200	9330	SCIENCE OLYMPIAD CLUB	2,175.10	2.71	80.84-	.00	.00	2,094.26
200	9331	SKI CLUB	3.20	.00	.01	.00	.00	3.21
200	9332	SPANISH CLUB	12,453.42	16.18	53.99	.00	.00	12,507.41
200	9333	STUDENT COUNCIL	26,362.34	94.85	1,395.52	.00	816.00	26,941.86
200	9335	LATIN CLUB	8,588.13	10.62	375.00-	.00	.00	8,213.13
200	9337	AMERICAN SIGN LANGUAGE CL	300.37	.39	1.30	.00	.00	301.67
200	9339	SPEECH/DEBATE CLUB	19,527.29	24.78	84.06	452.99	452.99	19,158.36
200	9340	STUDENT'S H.O.P.E.	1,366.94	1.78	5.93	.00	.00	1,372.87
200	9346	PENGUIN BOWL/NOSB	119.26	.15	.51	.00	.00	119.77
200	9350	TECHNOLOGY CLUB	556.42	.72	2.41	.00	.00	558.83
200	9352	VIDEO CLUB - SR HI	6,222.64	8.08	26.97	.00	.00	6,249.61
200	9353	CHINESE CLUB	996.06	1.29	4.32	.00	.00	1,000.38
200	9355	GENDER AND SEXUALITY ALLI	1,457.43	1.89	6.31	.00	.00	1,463.74
200	9380	V O F T	17,788.89	23.11	77.11	.00	.00	17,866.00
200	9419	CLASS OF 2019	2,320.01	.00	.00	.00	.00	2,320.01
200	9420	CLASS OF 2020	11,143.05	14.47	48.29	.00	.00	11,191.34
200	9421	CLASS OF 2021	11,543.71	133.65	168.70	.00	.00	11,712.41
200	9422	CLASS OF 2022	3,689.42	124.72	135.92	.00	.00	3,825.34
200	9423	CLASS OF 2023	1,720.31	2.23	7.45	.00	.00	1,727.76
200	9999	GENERIC STUDENT ACTIV. FD	.01	.00	.00	.00	.00	.01
300	0000	ATHLETIC FUND	150,645.13	89,320.00	115,405.51	32,547.97	60,752.74	205,297.90
300	9110	GARFIELD FIELD TRIPS	5,775.49	.00	.00	.00	.00	5,775.49
300	9121	WORLD WATCHER'S CLUB	7,362.04	.00	.00	.00	.00	7,362.04
300	9140	HERITAGE FIELD TRIPS	88.71	.00	.00	.00	.00	88.71
300	9160	BLAKE FIELD TRIPS	488.58	.00	.00	.00	.00	488.58
300	9170	WAITE FIELD TRIPS	687.67	.00	.00	.00	.00	687.67
300	9180	NORTHROP FIELD TRIPS	1,367.85	.00	.00	.00	.00	1,367.85
300	9201	CLAGGETT MIDDLE SCH. BAND	26,594.07	.00	.00	.00	.00	26,594.07
300	9202	CLAGGETT MIDDLE SCH. ORCH	258.00	.00	.00	.00	.00	258.00
300	9203	CLAGGETT MIDDLE SCHOOL LI	370.00	.00	.00	.00	.00	370.00
300	9204	CLAGGETT M.S. CHOIR FUND	634.10	.00	.00	.00	.00	634.10
300	9208	CLAGGETT - 6TH GRADE TRIP	1,818.89	.00	.00	.00	.00	1,818.89
300	9250	ROOT M.S. BAND FUND	12,565.31	.00	.00	33.99-	33.99-	12,599.30
300	9251	ROOT M.S. ORCHESTRA FUND	1,246.65	.00	.00	.00	.00	1,246.65
300	9252	ROOT M.S. CHOIR FUND	3,270.15	.00	.00	.00	.00	3,270.15
300	9253	ROOT M.S. BEEHIVE	1,535.40	.00	.00	.00	.00	1,535.40
300	9258	ROOT - DISTRICT SUPERVISE	249.08	.00	249.08-	.00	.00	.00
300	9301	BOWLING CLUB	2,187.15	.00	.00	.00	.00	2,187.15
300	9302	MENS VOLLEYBALL	6,566.06	.00	.00	.00	.00	6,566.06
300	9303	HUDDLE/SHUDDLE	2,584.01	.00	.00	.00	.00	2,584.01
300	9304	LINK CREW	2,729.45	.00	.00	.00	.00	2,729.45

F I N A N C I A L S U M M A R Y R E P O R T
Processing Month: September 2020
MEDINA CITY SCHOOL DISTRICT

Fnd	Sc	Description	Beginning Balance	MTD Revenues	FYTD Revenues	MTD Expenditures	FYTD Expenditures	Current Available Balance
300	9313	MUSICAL	13,930.73	.00	.00	.00	.00	13,930.73
300	9325	MHS BAND TRIP	7,171.20	.00	.00	.00	.00	7,171.20
300	9334	BEEHIVE CAFE	20,283.09	.00	.00	.00	373.33	19,909.76
300	9390	GLOBAL TRIPS	3,166.00	.00	.00	.00	.00	3,166.00
300	9410	SPARKLE CHEERLEADING	2,013.29	.00	.00	.00	.00	2,013.29
401	9010	AUXILIARY FUNDS/ST FRANCI	109,164.41	94.26	379.96	119.90	62,711.30	46,833.07
401	9011	AUXILIARY FUNDS/ST FRANCI	.00	.00	90,927.76	15,271.74	18,143.78	72,783.98
401	9017	AUXILIARY FUNDS/ST FRANCI	37.41	.00	.00	.00	.00	37.41
401	9020	AUX FUNDS NURTURY	13,815.34	4.64	29.18	.00	780.20	13,064.32
401	9021	AUX FUNDS NURTURY	.00	.00	3,583.36	.00	.00	3,583.36
401	9027	AUX FUNDS NURTURY	72.90	.00	.00	.00	.00	72.90
401	9030	AUX FUNDS MCA	44,480.08	.00	62.73	.00	21,948.06	22,594.75
401	9031	AUX FUNDS MCA	.00	.00	46,135.76	44,063.54	75,678.56	29,542.80-
401	9041	AUX FUNDS KIDS COUNTRY	.00	.00	.00	83.39	83.39	83.39-
401	9066	SM WONDERS	1,644.12	.00	.00	.00	.00	1,644.12
432	9097	MANAGE. INFO. SYS. FUND	.80	.00	.00	.00	.00	.80
450	9008	SCHOOLNET PLUS FY2008: GR	1.00	.00	.00	.00	.00	1.00
451	9010	CONNECTIVITY	19,800.00	.00	.00	.00	.00	19,800.00
451	9013	CONNECTIVITY 2013	800.00	.00	.00	.00	.00	800.00
451	9018	CONNECTIVITY FY18	564.00	.00	.00	.00	.00	564.00
451	9019	CONNECTIVITY	120.00	.00	.00	.00	.00	120.00
452	9008	SCHOOLNET PROFESSIONAL DE	66.15	.00	.00	.00	.00	66.15
467	9020	FOUNDATION - STUDENT WELL	200,259.08	.00	.00	15,837.86	54,015.48	146,243.60
499	9012	INTERN PSYCH FY12	45.81	.00	.00	.00	.00	45.81
499	9013	INTERN PSYCH FY13	39.97	.00	.00	.00	.00	39.97
499	9019	SCHOOL SAFETY	29,679.80	.00	.00	.00	.00	29,679.80
499	9024	LOCAL GOVERNMENT INNOVATI	7,750.00	.00	.00	.00	.00	7,750.00
499	9039	INTERN PSYCHOLOGIST GRANT	2.20	.00	.00	.00	.00	2.20
499	9112	E-TECH BLENDED LEARNING G	321.71	.00	.00	.00	.00	321.71
506	9014	RESIDENT EDUCATOR GRANT	950.00	.00	.00	.00	.00	950.00
516	9015	TITLE VI-B	2,690.82	.00	.00	.00	.00	2,690.82
516	9016	TITLE VI-B	229.90	.00	.00	.00	.00	229.90
516	9020	TITLE VI-B	36,321.49	.00	.00	.00	199,693.09	163,371.60-
516	9021	TITLE VI-B	.00	.00	.00	113,092.79	166,278.62	166,278.62-
551	9120	TITLE III LEP	13,577.45	.00	.00	.00	1,666.01	11,911.44
572	9020	TITLE I	69.62	.00	.00	9,785.05-	85,543.82	85,474.20-
572	9021	TITLE I	.00	.00	.00	64,012.78	85,948.03	85,948.03-
572	9116	TITLE I-D	2.83	.00	.00	.00	.00	2.83
572	9120	TITLE I-D	6,242.82	.00	.00	191.16-	18,378.58	12,135.76-
572	9121	TITLE I-D	.00	.00	.00	1,774.31	1,774.31	1,774.31-
587	9020	PRESCHOOL	685.03	.00	.00	8,401.48-	87.97-	773.00
587	9021	PRESCHOOL	.00	.00	.00	4,261.26	5,229.86	5,229.86-
590	9020	TITLE II-A	37,260.68	.00	.00	10,001.44	21,175.85	16,084.83
590	9021	TITLE II-A	.00	.00	.00	11,554.59	14,021.50	14,021.50-
599	9020	TITLE IV-A STUDENT SUPPOR	8,839.72	.00	.00	1,820.46	2,709.26	6,130.46
599	9021	TITLE IV-A STUDENT SUPPOR	.00	.00	.00	1,799.67	2,395.95	2,395.95-

Date: 10/06/20

F I N A N C I A L S U M M A R Y R E P O R T
Processing Month: September 2020
MEDINA CITY SCHOOL DISTRICT

Page: 6
(FINSUM)

Fnd	Scd	Description	Beginning Balance	MTD Revenues	FYTD Revenues	MTD Expenditures	FYTD Expenditures	Current Available Balance
		Grand Total All Funds	73,606,972.04	5,510,223.10	38016,345.20	8,459,152.80	27628,040.51	83995,276.73
		Total Invested Funds	.00					

Check#	Check Date	Org Sta	Vendor Paid	Check Amount	Status Date
009223	09/01/2020	M/M	MEMO - MEDICAL MUTUAL	96,281.36	
009224	09/03/2020	M/M	MEMO - MEDICAL MUTUAL	64,843.81	
009225	09/09/2020	M/M	MEMO - MEDICAL MUTUAL	306,550.39	
009226	09/14/2020	M/M	MEMO-CAPITAL ONE	27,305.62	
009227	09/15/2020	M/M	MEMO - MEDICAL MUTUAL	75,896.58	
009228	09/14/2020	M/M	MEMO MET LIFE INSURANCE	3,522.40	
009229	09/04/2020	M/M	OHIO DEPT OF ED - MEMO CK	74,716.12	
009230	09/11/2020	M/M	MEMO --S T R S	85,256.82	
009231	09/11/2020	M/M	MEMO --S E R S	3,649.79	
009232	09/11/2020	M/M	MEMO -MEDINA CITY SCHOOLS	333,651.28	
009233	09/11/2020	M/M	MEMO - HUNTINGTON NAT'L BANK	30,484.95	
009234	09/11/2020	M/M	MEMO - BUREAU WORK COMP	10,235.52	
009235	09/17/2020	M/M	GORDON FOOD SERVICE	5,182.61	
009236	09/17/2020	M/M	GORDON FOOD SERVICE	852.01	
009237	09/17/2020	M/M	GORDON FOOD SERVICE	940.27	
009238	09/17/2020	M/M	GORDON FOOD SERVICE	145.68	
009239	09/22/2020	M/M	MEMO - MEDICAL MUTUAL	186,989.92	
009240	09/17/2020	M/M	MEMO MET LIFE INSURANCE	4,915.14	
009241	09/25/2020	M/M	MEMO --S T R S	83,269.64	
009242	09/25/2020	M/M	MEMO --S E R S	4,046.30	
009243	09/25/2020	M/M	MEMO -MEDINA CITY SCHOOLS	331,916.54	
009244	09/25/2020	M/M	MEMO - HUNTINGTON NAT'L BANK	29,868.29	
009245	09/25/2020	M/M	MEMO - BUREAU WORK COMP	10,052.99	
009246	09/29/2020	M/M	GORDON FOOD SERVICE	613.17	
009247	09/29/2020	M/M	SYSCO CLEVELAND INC	9,884.73	
009248	09/29/2020	M/M	SYSCO CLEVELAND INC	1,914.69	
009249	09/28/2020	M/M	MEMO - MEDICAL MUTUAL	203,374.04	
009250	09/18/2020	M/M	OHIO DEPT OF ED - MEMO CK	79,147.37	
009251	09/30/2020	M/M	STRS	542,336.00	
009252	09/30/2020	M/M	SERS - MEMO	341,032.21	
009253	09/30/2020	M/M	MEMO - BUREAU WORK COMP	6,541.71	
009254	09/30/2020	M/M	GORDON FOOD SERVICE	3,531.66	
009255	09/30/2020	M/M	GORDON FOOD SERVICE	305.06	
009256	09/30/2020	M/M	MEMO MET LIFE INSURANCE	50,934.58	
009257	09/30/2020	M/M	MEMO - P & A ADMINISTRATIVE	9,040.50	
009258	09/30/2020	M/M	MEMO - WESTFIELD BANK	627.93	
634371	09/08/2020	W/R	ACHIEVEMENT ADVANTAGE	450.00	09/11/2020
634372	09/08/2020	W/R	ADVANCE AUTO PARTS	509.38	09/14/2020
634373	09/08/2020	W/R	AIRGAS USA, LLC	35.76	09/14/2020
634374	09/08/2020	W/R	ALAN T ROLAND	157.50	09/09/2020
634375	09/08/2020	W/R	ALAYNA WARRINGTON	100.00	09/24/2020
634376	09/08/2020	W/V	ALBERT HERMAN DRAPERIES INC	20,937.31	09/22/2020
634377	09/08/2020	W/R	AMAZON.COM	3,663.81	09/09/2020
634378	09/08/2020	W/R	APPLE INC.	10,989.00	09/21/2020
634379	09/08/2020	W/R	APPLIED MSS	315.42	09/11/2020
634380	09/08/2020	W/R	AQUACLEAR	58.25	09/14/2020
634381	09/08/2020	W/R	ARCHBISHOP HOBAN HIGH SCHOOL	350.00	09/16/2020
634382	09/08/2020	W/R	ARMSTRONG	592.34	09/11/2020
634383	09/08/2020	W/R	ARMSTRONG CABLE	119.90	09/14/2020
634384	09/08/2020	W/R	ASHLAND HIGH SCHOOL	160.00	09/14/2020
634385	09/08/2020	W/R	BANNER SUPPLY COMPANY INC	1,034.52	09/15/2020
634386	09/08/2020	W/R	BARNES & NOBLE BOOKSELLERS	6,320.50	09/15/2020

Date: 10/06/2020

C H E C K R E G I S T E R
Processing Month: September 2020
MEDINA CITY SCHOOL DISTRICT

Page: 2
(CHKREG)

Check#	Check Date	Org Sta	Vendor Paid	Check Amount	Status Date
634387	09/08/2020	W/R	BAUDVILLE INC	337.21	09/17/2020
634388	09/08/2020	W/R	BORDEN DAIRY CO OF OHIO LLC	834.89	09/11/2020
634389	09/08/2020	W/R	BRADFORD SCOTT QUADE	48.00	09/09/2020
634390	09/08/2020	W/R	BRICKER & ECKLER LLP	570.00	09/09/2020
634391	09/08/2020	W/W	BRIGHT IDEAS PRESS, LLC	295.63	
634392	09/08/2020	W/R	BROOKES PUBLISHING COMPANY INC	436.50	09/17/2020
634393	09/08/2020	W/R	BRUNSWICK ATHLETIC DEPT	250.00	09/16/2020
634394	09/08/2020	W/R	BUCKEYE LOCAL SCHOOL DISTRICT	220.00	09/16/2020
634395	09/08/2020	W/R	C MARTIN TRUCKING	1,295.98	09/14/2020
634396	09/08/2020	W/R	CARDINAL BUS SALES & SERV INC	2,257.75	09/11/2020
634397	09/08/2020	W/R	CAROLINA BIOLOGICAL SUPPLY CO.	2,535.55	09/14/2020
634398	09/08/2020	W/R	CAROLYN NEMCHIK	19.00	09/09/2020
634399	09/08/2020	W/R	CDWG	7,725.80	09/14/2020
634400	09/08/2020	W/R	CHAMPION BRIEFS, LLC	279.99	09/23/2020
634401	09/08/2020	W/R	CHELSEA MITCHELL	139.69	09/09/2020
634402	09/08/2020	W/R	CHRISTOPHER BRINK	157.50	09/09/2020
634403	09/08/2020	W/W	CINTAS CORPORATION	516.11	
634404	09/08/2020	W/R	CITY OF MEDINA	12,061.75	09/14/2020
634405	09/08/2020	W/R	CLEVELAND CLINIC ATWORK	2,230.00	09/28/2020
634406	09/08/2020	W/R	CLEVELAND PLUMBING	113.34	09/11/2020
634407	09/08/2020	W/R	CLEVELAND TOOL & CUTTER	60.72	09/11/2020
634408	09/08/2020	W/R	CRANDALL COMPANY, INC	110.95	09/18/2020
634409	09/08/2020	W/R	DEBRA HICKS	41.00	09/09/2020
634410	09/08/2020	W/W	DEREK CROOKS	157.50	
634411	09/08/2020	W/W	EDPUZZLE, INC.	9,800.00	
634412	09/08/2020	W/R	HABEGGER CORPORATION	510.00	09/15/2020
634413	09/08/2020	W/R	ENVIROCHEMICAL INC	18,095.84	09/11/2020
634414	09/08/2020	W/R	ESC OF MEDINA COUNTY	60.00	09/14/2020
634415	09/08/2020	W/R	FANNING & HOWEY ASSOCIATES	3,325.27	09/14/2020
634416	09/08/2020	W/R	FASTENAL COMPANY	151.17	09/15/2020
634417	09/08/2020	W/R	FRONTIER-ATTN: CHRIS MCEL RATH	8.95	09/14/2020
634418	09/08/2020	W/R	FRONTIER NORTH INC	5,666.35	09/14/2020
634419	09/08/2020	W/R	GALLAGHER BENEFIT SERVICES INC	1,250.00	09/15/2020
634420	09/08/2020	W/R	GRIZZLY AUTO & TIRE	1,207.47	09/14/2020
634421	09/08/2020	W/R	GROVE CITY AREA SCHOOL DISTRICT	170.00	09/18/2020
634422	09/08/2020	W/R	HARPLEY CS LLC	440.00	09/09/2020
634423	09/08/2020	W/R	HD SUPPLY FACILITIES	490.50	09/16/2020
634424	09/08/2020	W/R	HEALTHCARE BILLING SERVICES	732.43	09/11/2020
634425	09/08/2020	W/R	HIGHLAND HIGH SCHOOL	75.00	09/11/2020
634426	09/08/2020	W/R	IRC TEAM SPORTS	1,118.88	09/15/2020
634427	09/08/2020	W/R	JENNIFER ENGLER	126.02	09/09/2020
634428	09/08/2020	W/R	JOSHEN PAPER & PACKAGING	1,552.95	09/14/2020
634429	09/08/2020	W/R	JULIE WILLIAMS	1,292.50	09/23/2020
634430	09/08/2020	W/W	KAREN PLATZ	800.00	
634431	09/08/2020	W/R	KENNEDY COTTRELL RICHARDS LLC	1,500.00	09/14/2020
634432	09/08/2020	W/R	KIM HALLOCK	129.95	09/09/2020
634433	09/08/2020	W/R	LAKESHORE LEARNING MATERIALS	218.45	09/14/2020
634434	09/08/2020	W/R	LANGUAGE LEARNING ASSOCIATES	9,591.00	09/09/2020
634435	09/08/2020	W/R	LEADERSHIP MEDINA COUNTY	1,000.00	09/11/2020
634436	09/08/2020	W/R	LOEFFEL EPILEPSY FOUNDATION	741.80	09/16/2020
634437	09/08/2020	W/R	LORI S KELLY	2,470.50	09/09/2020
634438	09/08/2020	W/R	MARION D LEONARD	375.00	09/09/2020

Date: 10/06/2020

C H E C K R E G I S T E R
Processing Month: September 2020
MEDINA CITY SCHOOL DISTRICT

Page: 3
(CHKREG)

Check#	Check Date	Org Sta	Vendor Paid	Check Amount	Status Date
634439	09/08/2020	W/R	MASTER TEACHER INC	51.50	09/15/2020
634440	09/08/2020	W/R	MATH LEARNING CENTER	16,682.78	09/17/2020
634441	09/08/2020	W/R	MATH-U-SEE	1,741.00	09/15/2020
634442	09/08/2020	W/R	MATHEW FITZ	157.50	09/09/2020
634443	09/08/2020	W/R	MCMASTER-CARR	1,030.42	09/11/2020
634444	09/08/2020	W/V	MCS FOOD SERVICE DEPT.	158.35	09/10/2020
634445	09/08/2020	W/W	MEDINA COUNTY PORT AUTHORITY	853.00	
634446	09/08/2020	W/R	MEDINA COUNTY SANITARY	1,259.43	09/11/2020
634447	09/08/2020	W/R	MEDINA GLASS COMPANY	3,675.00	09/18/2020
634448	09/08/2020	W/R	MELISSA ALICE COTTAGE	550.80	09/09/2020
634449	09/08/2020	W/R	MENTOR HIGH SCHOOL	220.00	09/18/2020
634450	09/08/2020	W/R	MERITECH, INC	5,000.00	09/11/2020
634451	09/08/2020	W/R	MICHAEL WESNER	2,338.89	09/09/2020
634452	09/08/2020	W/R	MICHELE BENNETT	270.00	09/09/2020
634453	09/08/2020	W/R	MNJ TECHNOLOGIES DIRECT INC	826.00	09/14/2020
634454	09/08/2020	W/R	MONTVILLE POLICE DEPARTMENT	800.00	09/14/2020
634455	09/08/2020	W/R	MORGAN AMEND	441.75	09/14/2020
634456	09/08/2020	W/R	MRO BUILT	4,205.00	09/14/2020
634457	09/08/2020	W/R	NEONET	24,000.00	09/16/2020
634458	09/08/2020	W/R	NICKLES BAKERY	144.30	09/11/2020
634459	09/08/2020	W/R	NOREGON SYSTEMS INC	400.00	09/16/2020
634460	09/08/2020	W/R	OHIO EDISON COMPANY	17,195.54	09/11/2020
634461	09/08/2020	W/R	OHIO SCHOOLS COUNCIL	12,980.50	09/16/2020
634462	09/08/2020	W/R	ORLO AUTO PARTS INC	73.06	09/15/2020
634463	09/08/2020	W/R	MOTIVATING SYSTEMS	2,039.99	09/15/2020
634464	09/08/2020	W/R	PEARSON ASSESSMENTS	1,073.20	09/11/2020
634465	09/08/2020	W/W	PEARSON EDUCATION, INC.	89.80	
634466	09/08/2020	W/R	PHIL LEAK COMPANY	245.00	09/11/2020
634467	09/08/2020	W/R	PIONEER ATHLETICS	191.90	09/11/2020
634468	09/08/2020	W/R	PITNEY BOWES GLOBAL FINANCIAL	1,651.55	09/14/2020
634469	09/08/2020	W/R	POSITIVE PROMOTIONS, INC	105.15	09/18/2020
634470	09/08/2020	W/R	PRACTICAL SOLUTIONS	240.00	09/22/2020
634471	09/08/2020	W/R	PRAXAIR	27.95	09/15/2020
634472	09/08/2020	W/R	PROQUEST HOLDINGS LLC	3,899.17	09/11/2020
634473	09/08/2020	W/R	QUILL CORPORATION	710.45	09/15/2020
634474	09/08/2020	W/R	RAINBOW RESOURCE CENTER INC	188.38	09/16/2020
634475	09/08/2020	W/R	REALLY GOOD STUFF LLC	86.45	09/11/2020
634476	09/08/2020	W/R	REBECCA GIBSON	107.08	09/09/2020
634477	09/08/2020	W/R	REBECCA MARPLE	200.00	09/16/2020
634478	09/08/2020	W/R	REPRO-DEPOT PRINTING	152.00	09/24/2020
634479	09/08/2020	W/R	RIDDELL ALL AMERICAN	10,525.50	09/14/2020
634480	09/08/2020	W/R	RIVERSIDE INSIGHTS	589.98	09/09/2020
634481	09/08/2020	W/R	ROBERTS GRAPHICS	220.80	09/11/2020
634482	09/08/2020	W/R	RONDA FRENCH	934.00	09/09/2020
634483	09/08/2020	W/R	ROSE BRAND WIPERS INC	457.01	09/14/2020
634484	09/08/2020	W/R	ROWLEYS WHOLESALE	116.24	09/21/2020
634485	09/08/2020	W/R	S.A.N.D. CHAPTER 43	80.00	09/21/2020
634486	09/08/2020	W/R	SCANTRON CORPORATION	3,619.12	09/14/2020
634487	09/08/2020	W/R	SCHOLASTIC INC	202.43	09/18/2020
634488	09/08/2020	W/R	SCHOOL SPECIALTY, INC	2,830.27	09/11/2020
634489	09/08/2020	W/R	SCHOOLMATE	429.00	09/14/2020
634490	09/08/2020	W/R	SCOTT SCRIVEN LLP	1,775.00	09/14/2020

Date: 10/06/2020

C H E C K R E G I S T E R
Processing Month: September 2020
MEDINA CITY SCHOOL DISTRICT

Page: 4
(CHKREG)

Check#	Check Date	Org Sta	Vendor Paid	Check Amount	Status Date
634491	09/08/2020	W/R	SENDERO THERAPIES, INC.	2,702.00	09/09/2020
634492	09/08/2020	W/R	SHERWIN WILLIAMS COMPANY	223.85	09/14/2020
634493	09/08/2020	W/R	SHIFFLER EQUIPMENT SALES INC	1,233.80	09/15/2020
634494	09/08/2020	W/R	SIMPLE SOLUTIONS LEARNING INC	649.00	09/11/2020
634495	09/08/2020	W/R	SOCCER POST	279.94	09/18/2020
634496	09/08/2020	W/R	STAPLES INC	115.02	09/18/2020
634497	09/08/2020	W/R	STUDIES WEEKLY, INC	159.00	09/16/2020
634498	09/08/2020	W/R	MOVIE LICENSING USA	519.00	09/11/2020
634499	09/08/2020	W/R	TALBERT'S COMMERCIAL PRODUCTS	1,588.95	09/14/2020
634500	09/08/2020	W/R	TAMMY PATRICK	488.70	09/09/2020
634501	09/08/2020	W/R	THINK SOCIAL PUBLISHING INC	1,383.96	09/15/2020
634502	09/08/2020	W/R	TIMOTHY SARSANY	400.00	09/11/2020
634503	09/08/2020	W/R	TPRS BOOKS	181.50	09/18/2020
634504	09/08/2020	W/R	TRANSPORTATION ACCESSORIES	415.54	09/11/2020
634505	09/08/2020	W/R	TURKEYFOOT LAKE GOLF LINKS	90.00	09/18/2020
634506	09/08/2020	W/R	UNIVERSITY OF OREGON	350.00	09/18/2020
634507	09/08/2020	W/R	URSULINE BOYS GOLF	250.00	09/16/2020
634508	09/08/2020	W/R	USA CUSTOM APPAREL LLC	974.50	09/14/2020
634509	09/08/2020	W/R	USI EDUCATION & GOVT SALES	212.99	09/14/2020
634510	09/08/2020	W/R	VERNIER SOFTWARE &	1,695.31	09/15/2020
634511	09/08/2020	W/R	VINSON GROUP, LLC	4,506.25	09/16/2020
634512	09/08/2020	W/R	VIZMEG LANDSCAPE INC	31,398.20	09/14/2020
634513	09/08/2020	W/R	WALSH JESUIT HIGH SCHOOL	275.00	09/17/2020
634514	09/08/2020	W/R	WOLFF BROS. SUPPLY, INC.	1,755.54	09/11/2020
634515	09/08/2020	W/R	WORTHINGTON CHRISTIAN SCHOOL	250.00	09/15/2020
634516	09/08/2020	B/R	DARREN SMYKOWSKI	49.70	09/28/2020
634517	09/08/2020	B/V	RONNI FRAZIER	125.00	09/10/2020
634518	09/08/2020	B/R	ALEESE STERK	40.00	09/30/2020
634519	09/08/2020	B/R	DANIELLA HENSLEY	72.75	09/28/2020
634520	09/08/2020	B/R	MILDRED BOYER	83.10	09/30/2020
634521	09/08/2020	B/R	TINA KITTLE	16.75	09/28/2020
634522	09/08/2020	B/B	CHRISTY MATTEY	87.57	
634523	09/08/2020	B/R	KIMBERLY SHINGLEDECKER	73.00	09/28/2020
634524	09/08/2020	B/R	CINDY STOUGH	94.79	09/29/2020
634525	09/08/2020	B/R	VINCENT SCARL	36.30	09/29/2020
634526	09/08/2020	B/R	AMANDA LEONARD	55.25	09/28/2020
634527	09/08/2020	B/B	MELISSA BROWNE	40.00	
634528	09/10/2020	W/R	FRONTIER-ATTN: CHRIS MCELRATH	8.95	09/14/2020
634529	09/17/2020	W/R	ADVANCE AUTO PARTS	164.47	09/23/2020
634530	09/17/2020	W/R	ALDRIDGE FOLDERS (dba)	413.00	09/24/2020
634531	09/17/2020	W/R	AMAZON.COM	3,295.62	09/18/2020
634532	09/17/2020	W/R	ANDERSON'S	704.97	09/28/2020
634533	09/17/2020	W/R	ARMSTRONG CABLE	73.73	09/23/2020
634534	09/17/2020	W/W	AVON HIGH SCHOOL	300.00	
634535	09/17/2020	W/W	BAUMSPAGE.COM, LLC	10.00	
634536	09/17/2020	W/R	BELLEFAIRE JEWISH CHILDREN'S	20,999.23	09/21/2020
634537	09/17/2020	W/R	BISHOP WATTERSON H.S.	260.00	09/24/2020
634538	09/17/2020	W/R	BRICKER & ECKLER LLP	5,000.00	09/18/2020
634539	09/17/2020	W/R	BUCKEYE INTERNATIONAL INC	5,829.80	09/21/2020
634540	09/17/2020	W/R	BULK BOOKSTORE	2,702.60	09/28/2020
634541	09/17/2020	W/R	CAPP USA, INC.	2,401.63	09/24/2020
634542	09/17/2020	W/R	CARDINAL BUS SALES & SERV INC	713.59	09/22/2020

Date: 10/06/2020

C H E C K R E G I S T E R
Processing Month: September 2020
MEDINA CITY SCHOOL DISTRICT

Page: 5
(CHKREG)

Check#	Check Date	Org Sta	Vendor Paid	Check Amount	Status Date
634543	09/17/2020	W/R	CAROLYN NEMCHIK	19.00	09/18/2020
634544	09/17/2020	W/W	CDWG	7,619.08	
634545	09/17/2020	W/W	CINTAS CORPORATION	79.01	
634546	09/17/2020	W/W	COLUMBIA GAS OF OHIO, INC	202.41	
634547	09/17/2020	W/R	CROWN TROPHY OF MEDINA	51.85	09/25/2020
634548	09/17/2020	W/R	EASY GRAPHICS CORP	105,400.75	09/23/2020
634549	09/17/2020	W/W	ELMS COUNTRY CLUB, INC	195.00	
634550	09/17/2020	W/R	ENNIS BRITTON CO LPA	1,225.00	09/18/2020
634551	09/17/2020	W/R	ENTERPRISE FLEET MGMT INC.	11,830.95	09/23/2020
634552	09/17/2020	W/R	FBN SYSTEMS, INC.	700.00	09/29/2020
634553	09/17/2020	W/R	FEDERAL EXPRESS CORP	48.57	09/24/2020
634554	09/17/2020	W/R	BC TECHNOLOGIES CO	3,640.00	09/28/2020
634555	09/17/2020	W/R	OASBO - FIVE COUNTY	70.00	09/30/2020
634556	09/17/2020	W/R	FRONTIER NORTH INC	135.35	09/25/2020
634557	09/17/2020	W/W	STAPLES INC	31,182.38	
634558	09/17/2020	W/W	HOUGHTON MIFFLIN	237.35	
634559	09/17/2020	W/R	HOUSE OF FLOWERS & GIFTS LLC	108.00	09/29/2020
634560	09/17/2020	W/R	JOHNSON CONTROLS FIRE PROT LP	710.55	09/18/2020
634561	09/17/2020	W/R	JOSTENS INC	5,980.00	09/23/2020
634562	09/17/2020	W/R	LEARNING A-Z	115.45	09/22/2020
634563	09/17/2020	W/R	MATH LEARNING CENTER	5,519.06	09/25/2020
634564	09/17/2020	W/R	MCMASTER-CARR	323.58	09/22/2020
634565	09/17/2020	W/R	MCS FOOD SERVICE DEPT.	21.20	09/18/2020
634566	09/17/2020	W/R	MELISSA ALICE COTTAGE	306.00	09/18/2020
634567	09/17/2020	W/R	MNJ TECHNOLOGIES DIRECT INC	1,222.00	09/23/2020
634568	09/17/2020	W/R	THE M CONLEY COMPANY	921.60	09/23/2020
634569	09/17/2020	W/R	OHIO EDISON COMPANY	46,047.39	09/21/2020
634570	09/17/2020	W/R	PDQ.COM CORPORATION	1,800.00	09/30/2020
634571	09/17/2020	W/W	PEARSON EDUCATION, INC.	4,698.52	
634572	09/17/2020	W/R	PERMA-BOUND	782.99	09/21/2020
634573	09/17/2020	W/R	PETERS KALAIL & MARKAKIS CO	4,093.57	09/18/2020
634574	09/17/2020	W/R	PINNACLE TOOL & SUPPLY	777.17	09/21/2020
634575	09/17/2020	W/R	PITNEY BOWES GLOBAL FINANCIAL	1,342.54	09/28/2020
634576	09/17/2020	W/R	PURE WATER TECHNOLOGY LLC	59.95	09/22/2020
634577	09/17/2020	W/R	QUILL CORPORATION	498.11	09/24/2020
634578	09/17/2020	W/R	REALLY GOOD STUFF LLC	91.21	09/23/2020
634579	09/17/2020	W/R	REDTREE INVESTMENT GROUP	1,596.89	09/18/2020
634580	09/17/2020	W/R	ROBERTA GANGL	20.00	09/18/2020
634581	09/17/2020	W/R	ROCKET SPELLING	50.00	09/24/2020
634582	09/17/2020	W/R	SAVVAS LEARNING CO LLC	15,534.89	09/23/2020
634583	09/17/2020	W/R	SC STRATEGIC SOLUTIONS LLC	1,932.00	09/23/2020
634584	09/17/2020	W/R	SCHOLASTIC/SUPER SCIENCE MAG	185.36	09/28/2020
634585	09/17/2020	W/R	SCHOLASTIC MAGAZINES	43.34	09/28/2020
634586	09/17/2020	W/R	SCHOOL SPECIALTY, INC	748.00	09/24/2020
634587	09/17/2020	W/R	SPORTSWORLD	4,275.00	09/23/2020
634588	09/17/2020	W/R	STAPLES INC	414.55	09/28/2020
634589	09/17/2020	W/R	STRONGSVILLE HIGH SCHOOL	300.00	09/22/2020
634590	09/17/2020	W/R	TALBERT'S COMMERCIAL PRODUCTS	68.93	09/22/2020
634591	09/17/2020	W/R	TAYLOR CONSULTING GROUP	2,059.25	09/29/2020
634592	09/17/2020	W/R	TECHNOLOGY ENGINEERING	17,875.00	09/18/2020
634593	09/17/2020	W/R	TRANSITION CONSULTING AND	56.00	09/22/2020
634594	09/17/2020	W/R	TUSING BUILDERS LTD	55,242.00	09/22/2020

Date: 10/06/2020

C H E C K R E G I S T E R
Processing Month: September 2020
MEDINA CITY SCHOOL DISTRICT

Page: 6
(CHKREG)

Check#	Check Date	Org Sta	Vendor Paid	Check Amount	Status Date
634595	09/17/2020	W/R	UNITED RENTALS (N AMERICA) INC	150.00	09/28/2020
634596	09/17/2020	W/R	US AWARDS INC	1,339.57	09/21/2020
634597	09/17/2020	W/R	VALORE'S TRUCK PAINTING &	862.50	09/22/2020
634598	09/17/2020	W/R	VAN GRINER LLC	95.00	09/23/2020
634599	09/17/2020	W/W	VERIZON WIRELESS	10.07	
634600	09/17/2020	W/W	W.B. MASON CO., INC.	111.70	
634601	09/17/2020	W/R	WARD'S SCIENCE	11,538.49	09/23/2020
634602	09/17/2020	B/R	KIMBERLY RICHARDS	24.05	09/22/2020
634603	09/17/2020	B/R	NANCY McNEAL	200.00	09/28/2020
634604	09/17/2020	B/R	KIWANIS CLUB OF MEDINA	1,490.00	09/24/2020
634605	09/17/2020	B/R	MICHAEL LAMBERT	20.00	09/21/2020
634606	09/17/2020	B/B	KEISHA COOK	30.00	
634607	09/17/2020	B/R	CHERYL MENDEL	26.55	09/25/2020
634608	09/17/2020	B/B	JACKIE FINCHER	30.00	
634609	09/17/2020	B/R	BRANDI MAIBACH	30.00	09/21/2020
634610	09/22/2020	W/W	AIR RITE INC	360.00	
634611	09/22/2020	W/W	ALBRIGHT SECURITY CENTER, INC.	37.50	
634612	09/22/2020	W/W	BANNER SUPPLY COMPANY INC	214.43	
634613	09/22/2020	W/W	CINTAS CORPORATION	119.08	
634614	09/22/2020	W/R	CLEVELAND DOOR CONTROLS, INC.	225.00	09/25/2020
634615	09/22/2020	W/R	CLEVELAND PLUMBING	165.54	09/25/2020
634616	09/22/2020	W/R	JOSH MANDEL, STATE TREAS/OHIO	200.00	09/28/2020
634617	09/22/2020	W/R	CUMMINS INTERSTATE POWER INC	21.20	09/28/2020
634618	09/22/2020	W/R	DIRECT AIR SYSTEMS, INC.	6,795.00	09/28/2020
634619	09/22/2020	W/R	EDUCATION LOGISTICS INC	2,832.00	09/28/2020
634620	09/22/2020	W/R	FASTENAL COMPANY	22.73	09/28/2020
634621	09/22/2020	W/R	GOPHER SPORT	40.89	09/28/2020
634622	09/22/2020	W/R	GRAINGER SUPPLY CO	826.84	09/28/2020
634623	09/22/2020	W/R	HOUSE OF FLOWERS & GIFTS LLC	88.00	09/29/2020
634624	09/22/2020	W/R	JOHNSTONE SUPPLY INC.	499.98	09/25/2020
634625	09/22/2020	W/W	KIEFER EQUIPMENT CO	13.49	
634626	09/22/2020	W/R	LODI LUMBER CO	541.34	09/29/2020
634627	09/22/2020	W/R	MACK'S, INC.	495.48	09/29/2020
634628	09/22/2020	W/R	MCMASTER-CARR	247.75	09/25/2020
634629	09/22/2020	W/R	ADVANCE AUTO PARTS	48.00	09/28/2020
634630	09/22/2020	W/R	MCS FOOD SERVICE DEPT.	.98	09/24/2020
634631	09/22/2020	W/R	ESC OF MEDINA COUNTY	414.08	09/28/2020
634632	09/22/2020	W/R	FARMERS EXCHANGE CO INC	44.95	09/28/2020
634633	09/22/2020	W/R	MIDLAND HARDWARE COMPANY	99.05	09/30/2020
634634	09/22/2020	W/R	MONTVILLE POLICE DEPARTMENT	217.50	09/28/2020
634635	09/22/2020	W/R	NAEIR	375.50	09/28/2020
634636	09/22/2020	W/W	NSPRA	59.00	
634637	09/22/2020	W/R	OHIO HIGH SCHOOL SPEECH LEAGUE	125.00	09/25/2020
634638	09/22/2020	W/W	POINT SPRING & DRIVESHAFT CO	308.16	
634639	09/22/2020	W/W	QUILL CORPORATION	78.65	
634640	09/22/2020	W/R	REALLY GOOD STUFF LLC	72.50	09/28/2020
634641	09/22/2020	W/R	REINHARDT SUPPLY COMPANY	14.28	09/28/2020
634642	09/22/2020	W/W	RENAISSANCE LEARNING INC	1,500.00	
634643	09/22/2020	W/R	ROJEN COMPANY	1,495.30	09/28/2020
634644	09/22/2020	W/W	SCHOLASTIC MAGAZINES	1,651.37	
634645	09/22/2020	W/R	SCHOOL SPECIALTY, INC	2,793.94	09/28/2020
634646	09/22/2020	W/R	STANDARD WELDING & STEEL	600.00	09/28/2020

Date: 10/06/2020

C H E C K R E G I S T E R
Processing Month: September 2020
MEDINA CITY SCHOOL DISTRICT

Page: 7
(CHKREG)

Check#	Check Date	Org Sta	Vendor Paid	Check Amount	Status Date
634647	09/22/2020	W/R	SUBURBAN SCHOOL	932.00	09/28/2020
634648	09/22/2020	W/R	TALBERT'S COMMERCIAL PRODUCTS	202.28	09/28/2020
634649	09/22/2020	W/W	THERAPRO, INC	409.20	
634650	09/22/2020	W/W	TRANSPORTATION ACCESSORIES	355.54	
634651	09/22/2020	W/R	UNITY SCHOOL BUS PARTS	1,914.00	09/28/2020
634652	09/22/2020	W/R	WOLFF BROS. SUPPLY, INC.	822.48	09/25/2020
634653	09/22/2020	W/R	ZINKAN ENTERPRISES, INC.	1,663.33	09/25/2020
634654	09/22/2020	W/W	HOUGHTON MIFFLIN	104,491.77	
634655	09/22/2020	W/W	CLEVELAND CLINIC ATWORK	1,921.00	
634656	09/22/2020	W/R	AMAZON.COM	3,050.57	09/23/2020
634657	09/22/2020	W/R	N2Y	7,455.90	09/25/2020
634658	09/22/2020	W/W	SCHOLASTIC INC	277.69	
634659	09/22/2020	W/R	CENTERRA CO-OP	464.37	09/29/2020
634660	09/22/2020	W/R	THE M CONLEY COMPANY	1,066.80	09/28/2020
634661	09/22/2020	W/R	MONARCH CARPET ONE	800.00	09/28/2020
634662	09/22/2020	W/W	STAPLES INC	75.90	
634663	09/22/2020	W/R	ORLO AUTO PARTS INC	89.84	09/25/2020
634664	09/22/2020	W/R	DYSLEXIA COACH OF NJ LLC	390.00	09/28/2020
634665	09/22/2020	W/R	WELLINGTON IMPLEMENT CO., INC.	58.53	09/28/2020
634666	09/22/2020	W/R	FOCUS 3 LLC	10,000.00	09/30/2020
634667	09/22/2020	W/W	KENT STATE UNIVERSITY	72.00	
634668	09/22/2020	W/W	AMPLIFIED IT, LLC	15,960.00	
634669	09/22/2020	W/R	OVERDRIVE, INC	2,842.00	09/28/2020
634670	09/22/2020	W/R	ELENA HOFFMAN	50.00	09/23/2020
634671	09/22/2020	W/R	ROY TEUBL	19.00	09/23/2020
634672	09/22/2020	W/R	DANIEL SMITH	16.45	09/23/2020
634673	09/22/2020	W/R	JOHN WESTFALL JR	8.97	09/23/2020
634674	09/22/2020	W/R	ALBERT HERMAN DRAPERIES INC	20,937.31	09/23/2020
634675	09/22/2020	W/R	BORDEN DAIRY CO OF OHIO LLC	538.84	09/28/2020
634676	09/22/2020	W/R	JOSHEN PAPER & PACKAGING	1,055.90	09/28/2020
634677	09/22/2020	W/R	OTC BRANDS INC	41.98	09/28/2020
634678	09/22/2020	W/R	QUILL CORPORATION	104.49	09/30/2020
634679	09/24/2020	W/R	ABC THERAPY, LTD	1,411.13	09/25/2020
634680	09/24/2020	W/R	AIRGAS USA, LLC	23.64	09/28/2020
634681	09/24/2020	W/R	ALAN T ROLAND	105.00	09/25/2020
634682	09/24/2020	W/R	AMAZON.COM	6,861.54	09/25/2020
634683	09/24/2020	W/W	APOLLO PEST CONTROL COMPANY	868.00	
634684	09/24/2020	W/R	APPLE MOBILE LEASING, INC	10,000.00	09/29/2020
634685	09/24/2020	W/R	ARMSTRONG CABLE	7.95	09/29/2020
634686	09/24/2020	W/W	BARNES & NOBLE EDUCATION, INC	54.38	
634687	09/24/2020	W/R	BARNES & NOBLE BOOKSELLERS	1,158.92	09/30/2020
634688	09/24/2020	W/R	BASA	250.00	09/29/2020
634689	09/24/2020	W/R	BELLEFAIRE JEWISH CHILDREN'S	35,786.23	09/29/2020
634690	09/24/2020	W/R	BORDEN DAIRY CO OF OHIO LLC	580.00	09/28/2020
634691	09/24/2020	W/W	CDWG	1,712.15	
634692	09/24/2020	W/R	CHRISTOPHER BRINK	105.00	09/25/2020
634693	09/24/2020	W/R	CHRISTOPHER HAWK	19.00	09/25/2020
634694	09/24/2020	W/W	CINTAS CORPORATION	813.75	
634695	09/24/2020	W/W	CLEVELAND CLINIC ATWORK	300.00	
634696	09/24/2020	W/W	COLUMBIA GAS OF OHIO, INC	3,086.60	
634697	09/24/2020	W/R	DAMON INDUSTRIES INC	896.94	09/29/2020
634698	09/24/2020	W/R	DISCOUNT SCHOOL SUPPLY	191.78	09/30/2020

Date: 10/06/2020

C H E C K R E G I S T E R
Processing Month: September 2020
MEDINA CITY SCHOOL DISTRICT

Page: 8
(CHKREG)

Check#	Check Date	Org Sta	Vendor Paid	Check Amount	Status Date
634699	09/24/2020	W/R	ENGELKE CONSTRUCTION	27,834.00	09/29/2020
634700	09/24/2020	W/R	ENVIROCHEMICAL INC	625.00	09/28/2020
634701	09/24/2020	W/W	FASTENAL COMPANY	29.76	
634702	09/24/2020	W/R	FILM SCHOOL 4 TEENS	2,000.00	09/30/2020
634703	09/24/2020	W/W	GREATER MEDINA CHAMBER	295.00	
634704	09/24/2020	W/R	HOME DEPOT CREDIT SERVICES	390.50	09/29/2020
634705	09/24/2020	W/W	I ZAKARIN AND SONS	3,254.40	
634706	09/24/2020	W/R	JENNIFER ULMER	126.02	09/25/2020
634707	09/24/2020	W/R	JOHNSON CONTROLS FIRE PROT LP	9.45	09/25/2020
634708	09/24/2020	W/R	JOSHEN PAPER & PACKAGING	162.50	09/30/2020
634709	09/24/2020	W/W	KAMI	16,158.00	
634710	09/24/2020	W/R	LAKESHORE LEARNING MATERIALS	83.39	09/29/2020
634711	09/24/2020	W/R	LORI S KELLY	3,050.00	09/25/2020
634712	09/24/2020	W/R	MATHEW FITZ	105.00	09/25/2020
634713	09/24/2020	W/W	MEDINA COUNTRY CLUB LLC	3,870.00	
634714	09/24/2020	W/W	MEDINA COUNTY PORT AUTHORITY	853.00	
634715	09/24/2020	W/R	MELISSA ALICE COTTAGE	382.50	09/25/2020
634716	09/24/2020	W/R	MICHAEL WESNER	2,703.57	09/25/2020
634717	09/24/2020	W/W	MONTVILLE POLICE DEPARTMENT	50.50	
634718	09/24/2020	W/R	THE M CONLEY COMPANY	2,033.70	09/28/2020
634719	09/24/2020	W/R	NICHOLAS BRANDON MACLARREN	87.50	09/25/2020
634720	09/24/2020	W/R	OHIO EDISON COMPANY	98.18	09/28/2020
634721	09/24/2020	W/W	OHIO ELEVATOR AND LIFT	280.00	
634722	09/24/2020	W/R	OHM ADVISORS	2,680.00	09/29/2020
634723	09/24/2020	W/W	PEARSON EDUCATION, INC.	2,999.60	
634724	09/24/2020	W/R	PITSCO INC	731.55	09/30/2020
634725	09/24/2020	W/R	PSI AFFILIATES, INC.	8,640.30	09/25/2020
634726	09/24/2020	W/W	RAFCOMM, INC.	119.85	
634727	09/24/2020	W/R	REALLY GOOD STUFF LLC	156.87	09/29/2020
634728	09/24/2020	W/W	REINHARDT SUPPLY COMPANY	1,736.10	
634729	09/24/2020	W/W	RJ VERNAK REFRIGERATION	182.50	
634730	09/24/2020	W/R	SCHOOL SPECIALTY, INC	905.53	09/28/2020
634731	09/24/2020	W/W	SHERWIN WILLIAMS COMPANY	234.63	
634732	09/24/2020	W/W	STAPLES INC	79.93	
634733	09/24/2020	W/R	TODD L GRICE	105.00	09/25/2020
634734	09/24/2020	W/R	TOUCHMATH LLC	367.20	09/30/2020
634735	09/24/2020	W/R	US GAMES	1,228.29	09/30/2020
634736	09/24/2020	W/R	VERIZON BUSINESS	1,016.33	09/28/2020
634737	09/24/2020	W/W	W.B. MASON CO., INC.	142.72	
634738	09/24/2020	W/W	WILLIAM H SADLIER, INC.	188.83	
634739	09/24/2020	W/R	WOLFF BROS. SUPPLY, INC.	374.86	09/28/2020
634740	09/24/2020	B/R	MICHELENE/GUY JARDINE	20.30	09/29/2020
634741	09/24/2020	B/B	STACY / WILLIAM CORNETT	184.00	
634742	09/24/2020	B/B	STEPHANIE L SOVA LEWIS	30.00	
634743	09/24/2020	B/B	REBECCA FISHER	30.00	
634744	09/30/2020	W/W	ADVANCE AUTO PARTS	780.14	
634745	09/30/2020	W/W	AMAZON.COM	2,528.92	
634746	09/30/2020	W/W	ANDERSON'S	773.98	
634747	09/30/2020	W/W	APPLEWOOD CENTERS INC DBA	3,358.81	
634748	09/30/2020	W/W	BUZZARD TOOLS LLC	217.98	
634749	09/30/2020	W/W	CARDINAL BUS SALES & SERV INC	4,951.57	
634750	09/30/2020	W/W	CENTERRA CO-OP	4,962.31	

Check#	Check Date	Org Sta	Vendor Paid	Check Amount	Status Date
634751	09/30/2020	W/W	CENTRAL OHIO BEHAVIORAL	1,210.00	
634752	09/30/2020	W/W	CINTAS CORPORATION	133.82	
634753	09/30/2020	W/W	CINTAS FIRST AID & SAFETY	89.07	
634754	09/30/2020	W/W	CONJUGUEMOS	105.00	
634755	09/30/2020	W/W	DISCOUNT SCHOOL SUPPLY	98.58	
634756	09/30/2020	W/W	EDUCATIONAL SERVICE CENTER	29,145.00	
634757	09/30/2020	W/W	ESC OF MEDINA COUNTY	64,466.73	
634758	09/30/2020	W/W	FBN SYSTEMS, INC.	190.00	
634759	09/30/2020	W/W	GRACENOTES LLC	388.78	
634760	09/30/2020	W/W	HOUGHTON MIFFLIN	11,229.79	
634761	09/30/2020	W/W	JOSHEN PAPER & PACKAGING	446.23	
634762	09/30/2020	W/W	KAREN HATSZEGI	41.69	
634763	09/30/2020	W/W	LITERACY RESOURCES, LLC	524.74	
634764	09/30/2020	W/W	MARY HAWK	19.00	
634765	09/30/2020	W/W	MATH LEARNING CENTER	9,630.00	
634766	09/30/2020	W/W	MCGRAW-HILL SCHOOL EDU. LLC	3,868.20	
634767	09/30/2020	W/W	MEDINA AUTO MALL	436.77	
634768	09/30/2020	W/W	MEDINA CITY SCHOOLS	1,560.00	
634769	09/30/2020	W/W	MEDINA COUNTY BOARD OF	914.58	
634770	09/30/2020	W/W	MIDLAND HARDWARE COMPANY	541.00	
634771	09/30/2020	W/W	MINUTEMAN PRESS	131.35	
634772	09/30/2020	W/W	MOBYMAX EDUCATION, LLC	479.00	
634773	09/30/2020	W/W	NICKLES BAKERY	99.44	
634774	09/30/2020	W/W	ORLO AUTO PARTS INC	218.99	
634775	09/30/2020	W/W	OSPA-OHIO SCHOOL PSYCHOLOGISTS	120.00	
634776	09/30/2020	W/W	PEARSON ASSESSMENTS	138.30	
634777	09/30/2020	W/W	PLANK ROAD PUBLISHING, INC.	119.45	
634778	09/30/2020	W/W	POINT SPRING & DRIVESHAFT CO	165.09	
634779	09/30/2020	W/W	PRO-ED, INC.	1,549.90	
634780	09/30/2020	W/W	QUILL CORPORATION	293.81	
634781	09/30/2020	W/W	REINHARDT SUPPLY COMPANY	1,874.51	
634782	09/30/2020	W/W	RJ VERNAK REFRIGERATION	562.50	
634783	09/30/2020	W/W	ROBERTS GRAPHICS	11.04	
634784	09/30/2020	W/W	SAVVAS LEARNING CO LLC	201,436.68	
634785	09/30/2020	W/W	SCHOOL SPECIALTY, INC	1,031.79	
634786	09/30/2020	W/W	SENDERO THERAPIES, INC.	16,706.16	
634787	09/30/2020	W/W	TALBERT'S COMMERCIAL PRODUCTS	281.56	
634788	09/30/2020	W/W	TES THERAPY	4,980.80	
634789	09/30/2020	W/W	TRANSPORTATION ACCESSORIES	648.76	
634790	09/30/2020	W/W	ULINE INC	912.78	
634791	09/30/2020	W/W	WEST MUSIC COMPANY INC	149.95	
634792	09/30/2020	B/B	SAMANTHA BEICHLER	51.80	
634793	09/30/2020	B/B	STEPHANIE EASTRIDGE	66.80	
634794	09/30/2020	B/B	NOTRE DAME CATHEDRAL LATIN	25.00	
634795	09/30/2020	B/B	ROSS GUARNERA	177.00	
942528	09/11/2020	C/C	MEMO -MEDINA CITY SCHOOLS	2,037,797.77	
942529	09/25/2020	C/C	MEMO -MEDINA CITY SCHOOLS	2,001,289.73	

Total Checks Issued \$ 8,505,786.75

Date: 10/06/20
Time: 12:19 pm

MEDINA CITY SCHOOL DISTRICT
Appropriation Account Summary
SORTED BY FUND-SCC

Page: 1
(APPSUM)

FYTD Appropriated	Prior FY Carryover Encumbrances	FYTD Expendable	FYTD Actual Expenditures	MTD Actual Expenditures	Current Encumbrances	FYTD Unencumbered Balance	FYTD Percent Exp/Enc
*****TOTAL FOR FUND-SCC 001 0000 (GENERAL FUND):							
78,955,213.00	977,435.17	79,932,648.17	19,752,637.95	5,823,977.10	3,369,438.79	56,810,571.43	28.93
=====							
*****TOTAL FOR FUND-SCC 002 9000 (BOND RETIREMENT - NEW ELEM/SR HIGH):							
4,296,036.50	0.00	4,296,036.50	26,058.54	214.39	4,226,036.50	43,941.46	98.98
=====							
*****TOTAL FOR FUND-SCC 002 9012 (LOCAL SALES TAX RETIREMENT OF COPS):							
1,741,187.50	0.00	1,741,187.50	0.00	0.00	1,737,437.50	3,750.00	99.78
=====							
*****TOTAL FOR FUND-SCC 002 9014 (CONSOLIDATION - ENERGY & TRANSP NOTES):							
337,756.25	0.00	337,756.25	0.00	0.00	337,756.25	0.00	100.00
=====							
*****TOTAL FOR FUND-SCC 003 9000 (PERMANENT IMPROVEMENT FUND):							
13,601.14	0.00	13,601.14	0.00	0.00	0.00	13,601.14	0.00
=====							
*****TOTAL FOR FUND-SCC 003 9001 (MEDINA CITY REC CENTER-PERMANENT IMPROV.):							
100,000.00	3,236.25	103,236.25	1,694.38-	0.00	62.50	104,868.13	1.58-
=====							
*****TOTAL FOR FUND-SCC 006 0000 (LUNCHROOM FUND):							
2,604,583.56	57,425.93	2,662,009.49	374,184.68	126,965.23	170,509.90	2,117,314.91	20.46
=====							
*****TOTAL FOR FUND-SCC 007 9004 (COLLINS SCHOLARSHIP/POST-GRADUATE):							
18,000.00	0.00	18,000.00	0.00	0.00	18,000.00	0.00	100.00
=====							
*****TOTAL FOR FUND-SCC 007 9111 (CHARLES STANGEL SCHOLARSHIP FUND):							
500.00	0.00	500.00	0.00	0.00	0.00	500.00	0.00
=====							
*****TOTAL FOR FUND-SCC 007 9333 (RIOS STUDENT LEADER SCHOLAR.):							
4,000.00	0.00	4,000.00	0.00	0.00	4,000.00	0.00	100.00
=====							

Date: 10/06/20
Time: 12:19 pm

MEDINA CITY SCHOOL DISTRICT
Appropriation Account Summary
SORTED BY FUND-SCC

Page: 2
(APPSUM)

FYTD Appropriated	Prior FY Carryover Encumbrances	FYTD Expendable	FYTD Actual Expenditures	MTD Actual Expenditures	Current Encumbrances	FYTD Unencumbered Balance	FYTD Percent Exp/Enc
*****TOTAL FOR FUND-SCC 008 9002 (KANEHL MUSIC TRUST):							
250.00	0.00	250.00	0.00	0.00	250.00	0.00	100.00
=====							
*****TOTAL FOR FUND-SCC 008 9003 (RICHARD HOFFMAN COLLINS MEMORIAL SCHOLARSHIP):							
30,000.00	0.00	30,000.00	0.00	0.00	25,000.00	5,000.00	83.33
=====							
*****TOTAL FOR FUND-SCC 008 9112 (ELAINE BUSHMAN FUND):							
400.00	0.00	400.00	0.00	0.00	400.00	0.00	100.00
=====							
*****TOTAL FOR FUND-SCC 009 9000 (STAR):							
27,428.00	0.00	27,428.00	0.00	0.00	0.00	27,428.00	0.00
=====							
*****TOTAL FOR FUND-SCC 009 9110 (UNIFORM SUPPLIES GARFIELD):							
6,496.00	0.00	6,496.00	3,317.36	3,317.36	1,137.24	2,041.40	68.57
=====							
*****TOTAL FOR FUND-SCC 009 9120 (UNIFORM SUPPLIES - CANAVAN):							
11,844.00	0.00	11,844.00	6,244.03	458.33	2,631.67	2,968.30	74.94
=====							
*****TOTAL FOR FUND-SCC 009 9130 (UNIFORM SUPPLIES - FENN):							
14,374.00	0.00	14,374.00	9,061.10	1,659.07	4,764.07	548.83	96.18
=====							
*****TOTAL FOR FUND-SCC 009 9140 (UNIFORM SUPPLIES - HERITAGE):							
9,488.00	0.00	9,488.00	5,432.76	648.58	2,151.42	1,903.82	79.93
=====							
*****TOTAL FOR FUND-SCC 009 9160 (UNIFORM SUPPLIES - BLAKE):							
12,965.00	0.00	12,965.00	6,456.81	5,532.06	1,030.97	5,477.22	57.75
=====							
*****TOTAL FOR FUND-SCC 009 9170 (UNIFORM SUPPLIES - RALPH WAITE ELEMENTARY):							
13,333.00	0.00	13,333.00	7,741.78	7,741.78	2,620.51	2,970.71	77.72
=====							

Date: 10/06/20
Time: 12:19 pm

MEDINA CITY SCHOOL DISTRICT
Appropriation Account Summary
SORTED BY FUND-SCC

Page: 3
(APPSUM)

FYTD Appropriated	Prior FY Carryover Encumbrances	FYTD Expendable	FYTD Actual Expenditures	MTD Actual Expenditures	Current Encumbrances	FYTD Unencumbered Balance	FYTD Percent Exp/Enc
*****TOTAL FOR FUND-SCC 009 9180 (UNIFORM SUPPLIES - ELIZA NORTHROP ELEMENTARY):							
12,218.00	0.00	12,218.00	6,872.70	127.85	1,954.15	3,391.15	72.24
=====							
*****TOTAL FOR FUND-SCC 009 9200 (UNIFORM SUPPLIES - CLAGGETT MIDDLE SCHOOL):							
30,286.00	0.00	30,286.00	6,250.46	1,320.28	13,266.09	10,769.45	64.44
=====							
*****TOTAL FOR FUND-SCC 009 9210 (UNIFORM SUPPLIES - A.I. ROOT MIDDLE SCHOOL):							
24,829.00	0.00	24,829.00	2,702.60	2,702.60	19,766.15	2,360.25	90.49
=====							
*****TOTAL FOR FUND-SCC 009 9300 (UNIFORM SUPPLIES - SENIOR HIGH SCHOOL):							
180,156.00	15,778.55	195,934.55	21,671.44	11,632.57	75,398.12	98,864.99	49.54
=====							
*****TOTAL FOR FUND-SCC 014 9016 (MEDINA CNTY JUV DET CNTR):							
313,822.00	0.00	313,822.00	81,714.66	24,053.83	0.00	232,107.34	26.04
=====							
*****TOTAL FOR FUND-SCC 014 9116 (EVOLVE):							
1,136,475.00	782.79	1,137,257.79	276,893.94	121,993.63	10,272.49	850,091.36	25.25
=====							
*****TOTAL FOR FUND-SCC 016 0000 (EMERGENCY LEVY):							
6,268,587.41	357,885.89	6,626,473.30	2,184,027.71	813,660.78	487,517.98	3,954,927.61	40.32
=====							
*****TOTAL FOR FUND-SCC 018 9000 (PUBLIC SCHOOL SUPPORT - SUPERINTENDENT):							
10.00	0.00	10.00	0.00	0.00	0.00	10.00	0.00
=====							
*****TOTAL FOR FUND-SCC 018 9110 (PRINCIPAL'S FUND - GARFIELD):							
15,600.00	0.00	15,600.00	1,106.58	59.71	3,078.32	11,415.10	26.83
=====							
*****TOTAL FOR FUND-SCC 018 9113 (GARFIELD MEDIA CENTER):							
2,100.00	0.00	2,100.00	0.00	0.00	0.00	2,100.00	0.00
=====							

Date: 10/06/20
Time: 12:19 pm

MEDINA CITY SCHOOL DISTRICT
Appropriation Account Summary
SORTED BY FUND-SCC

Page: 4
(APPSUM)

FYTD Appropriated	Prior FY Carryover Encumbrances	FYTD Expendable	FYTD Actual Expenditures	MTD Actual Expenditures	Current Encumbrances	FYTD Unencumbered Balance	FYTD Percent Exp/Enc
*****TOTAL FOR FUND-SCC 018 9120 (PRINCIPAL - CANAVAN):							
10,196.00	621.00	10,817.00	2,478.56	1,331.65	1,896.10	6,442.34	40.44
=====							
*****TOTAL FOR FUND-SCC 018 9123 (BOOK FAIR - CANAVAN):							
5,060.00	0.00	5,060.00	0.00	0.00	0.00	5,060.00	0.00
=====							
*****TOTAL FOR FUND-SCC 018 9130 (PRINCIPAL - FENN):							
19,000.00	0.00	19,000.00	1,968.81	706.39	6,203.54	10,827.65	43.01
=====							
*****TOTAL FOR FUND-SCC 018 9132 (FENN SCHOOL STORE):							
1,460.83	0.00	1,460.83	0.00	0.00	0.00	1,460.83	0.00
=====							
*****TOTAL FOR FUND-SCC 018 9133 (BOOK FAIR - FENN):							
150.00	0.00	150.00	34.30	34.30	50.00	65.70	56.20
=====							
*****TOTAL FOR FUND-SCC 018 9140 (PRINCIPAL'S FUND - HERITAGE):							
26,750.00	0.00	26,750.00	1,767.44	1,704.35	6,979.83	18,002.73	32.70
=====							
*****TOTAL FOR FUND-SCC 018 9143 (HERITAGE MEDIA CENTER):							
6,000.00	0.00	6,000.00	0.00	0.00	0.00	6,000.00	0.00
=====							
*****TOTAL FOR FUND-SCC 018 9160 (PRINCIPAL'S FUND - H G BLAKE):							
19,400.00	3,733.99	23,133.99	3,162.46	718.46	3,490.98	16,480.55	28.76
=====							
*****TOTAL FOR FUND-SCC 018 9161 (PBIS - BLAKE):							
5,000.00	0.00	5,000.00	0.00	0.00	0.00	5,000.00	0.00
=====							
*****TOTAL FOR FUND-SCC 018 9163 (BLAKE MEDIA CENTER):							
10,000.00	0.00	10,000.00	50.00	0.00	0.00	9,950.00	0.50
=====							

Date: 10/06/20
Time: 12:19 pm

MEDINA CITY SCHOOL DISTRICT
Appropriation Account Summary
SORTED BY FUND-SCC

Page: 5
(APPSUM)

FYTD Appropriated	Prior FY Carryover Encumbrances	FYTD Expendable	FYTD Actual Expenditures	MTD Actual Expenditures	Current Encumbrances	FYTD Unencumbered Balance	FYTD Percent Exp/Enc
*****TOTAL FOR FUND-SCC 018 9170 (PRINCIPALS FUND - RALPH WAITE ELEMENTARY):							
20,300.00	0.00	20,300.00	0.00	0.00	0.00	20,300.00	0.00
=====							
*****TOTAL FOR FUND-SCC 018 9171 (WAITE SCHOOL STORE):							
30.00	0.00	30.00	0.00	0.00	0.00	30.00	0.00
=====							
*****TOTAL FOR FUND-SCC 018 9173 (MEDIA CENTER RALPH WAITE ELEMENTARY):							
10,000.00	0.00	10,000.00	0.00	0.00	0.00	10,000.00	0.00
=====							
*****TOTAL FOR FUND-SCC 018 9180 (PRINCIPALS FUND ELIZA NORTHROP ELEMENTARY):							
27,100.00	0.00	27,100.00	4,973.09	4,673.09	5,006.28	17,120.63	36.82
=====							
*****TOTAL FOR FUND-SCC 018 9183 (MEDIA CENTER ELIZA NORTHROP ELEMENTARY):							
5,000.00	0.00	5,000.00	0.00	0.00	0.00	5,000.00	0.00
=====							
*****TOTAL FOR FUND-SCC 018 9200 (PRINCIPAL'S FUND - CLAGGETT M.S.):							
29,200.00	0.00	29,200.00	1,632.75	1,032.75	3,879.22	23,688.03	18.88
=====							
*****TOTAL FOR FUND-SCC 018 9203 (CLAGGETT M.S. MEDIA CENTER):							
3,200.00	0.00	3,200.00	78.11-	78.11-	156.22	3,121.89	2.44
=====							
*****TOTAL FOR FUND-SCC 018 9210 (PRINCIPAL'S FUND - ROOT M.S.):							
26,552.00	42.00	26,594.00	688.60	88.60	11,803.40	14,102.00	46.97
=====							
*****TOTAL FOR FUND-SCC 018 9211 (ROOT M.S. MEDIA CENTER):							
3,060.00	0.00	3,060.00	50.00	0.00	0.00	3,010.00	1.63
=====							
*****TOTAL FOR FUND-SCC 018 9300 (PRINCIPAL'S FUND - SENIOR HIGH):							
28,981.00	400.00	29,381.00	840.00	0.00	28,384.00	157.00	99.47
=====							

Date: 10/06/20
Time: 12:19 pm

MEDINA CITY SCHOOL DISTRICT
Appropriation Account Summary
SORTED BY FUND-SCC

Page: 6
(APPSUM)

FYTD Appropriated	Prior FY Carryover Encumbrances	FYTD Expendable	FYTD Actual Expenditures	MTD Actual Expenditures	Current Encumbrances	FYTD Unencumbered Balance	FYTD Percent Exp/Enc
*****TOTAL FOR FUND-SCC 018 9301 (MEDIA CENTER FUND):							
0.00	0.00	0.00	50.00-	0.00	0.00	50.00	0.00
=====							
*****TOTAL FOR FUND-SCC 018 9303 (PERFORMING ARTS):							
44,650.00	0.00	44,650.00	1,169.00	1,169.00	43,481.00	0.00	100.00
=====							
*****TOTAL FOR FUND-SCC 018 9304 (BUZZ):							
14,400.00	0.00	14,400.00	214.99	64.99	14,085.01	100.00	99.31
=====							
*****TOTAL FOR FUND-SCC 018 9306 (FEED THE BEES):							
6,000.00	1,900.17	7,900.17	614.43	269.21	5,529.26	1,756.48	77.77
=====							
*****TOTAL FOR FUND-SCC 018 9900 (INSERVICE - CENTRAL):							
2,221.00	0.00	2,221.00	0.00	0.00	0.00	2,221.00	0.00
=====							
*****TOTAL FOR FUND-SCC 018 9901 (PUBLIC SCHOOL SUPPORT - INSTRUCTION DEPT.):							
552.00	0.00	552.00	5,548.68	0.00	0.00	4,996.68-	0.00
=====							
*****TOTAL FOR FUND-SCC 018 9902 (INSERVICE - SUPERINTENDENT):							
14,833.00	0.00	14,833.00	0.00	0.00	0.00	14,833.00	0.00
=====							
*****TOTAL FOR FUND-SCC 018 9903 (BOARD/STUDENT DEVELOPMENT):							
1,680.00	0.00	1,680.00	0.00	0.00	0.00	1,680.00	0.00
=====							
*****TOTAL FOR FUND-SCC 018 9904 (WELLNESS FUND):							
301.00	0.00	301.00	0.00	0.00	0.00	301.00	0.00
=====							
*****TOTAL FOR FUND-SCC 018 9906 (COMMUNICATIONS - PUBLIC SCHOOL SUPPORT):							
1,800.00	0.00	1,800.00	0.00	0.00	2,400.00	600.00-	133.33
=====							

Date: 10/06/20
Time: 12:19 pm

MEDINA CITY SCHOOL DISTRICT
Appropriation Account Summary
SORTED BY FUND-SCC

Page: 7
(APPSUM)

FYTD Appropriated	Prior FY Carryover Encumbrances	FYTD Expendable	FYTD Actual Expenditures	MTD Actual Expenditures	Current Encumbrances	FYTD Unencumbered Balance	FYTD Percent Exp/Enc
*****TOTAL FOR FUND-SCC 018 9907 (STEAM - SUMMER ENRICHMENT):							
4,316.00	0.00	4,316.00	0.00	0.00	0.00	4,316.00	0.00
=====							
*****TOTAL FOR FUND-SCC 018 9914 (END OF YEAR):							
1,500.00	0.00	1,500.00	0.00	0.00	0.00	1,500.00	0.00
=====							
*****TOTAL FOR FUND-SCC 018 9915 (BIKE TO SCHOOL):							
1,500.00	0.00	1,500.00	0.00	0.00	0.00	1,500.00	0.00
=====							
*****TOTAL FOR FUND-SCC 018 9916 (SPIRIT NIGHT):							
2,100.00	0.00	2,100.00	0.00	0.00	0.00	2,100.00	0.00
=====							
*****TOTAL FOR FUND-SCC 018 9918 (FAMILY FIRST):							
900.00	0.00	900.00	0.00	0.00	0.00	900.00	0.00
=====							
*****TOTAL FOR FUND-SCC 018 9919 (STUDENT ART SHOW):							
300.00	0.00	300.00	0.00	0.00	0.00	300.00	0.00
=====							
*****TOTAL FOR FUND-SCC 018 9920 (TRSP FUND):							
300.00	0.00	300.00	0.00	0.00	0.00	300.00	0.00
=====							
*****TOTAL FOR FUND-SCC 018 9930 (Resource Connection):							
900.00	0.00	900.00	0.00	0.00	0.00	900.00	0.00
=====							
*****TOTAL FOR FUND-SCC 019 9000 (ADAMH GRANT):							
6,000.00	0.00	6,000.00	0.00	0.00	1,159.00	4,841.00	19.32
=====							
*****TOTAL FOR FUND-SCC 020 9001 (TRANSPORTATION ENTERPRISE):							
15,000.00	6,328.37	21,328.37	2,643.14	1,706.82	2,293.18	16,392.05	23.14
=====							

Date: 10/06/20
Time: 12:19 pm

MEDINA CITY SCHOOL DISTRICT
Appropriation Account Summary
SORTED BY FUND-SCC

Page: 8
(APPSUM)

FYTD Appropriated	Prior FY Carryover Encumbrances	FYTD Expendable	FYTD Actual Expenditures	MTD Actual Expenditures	Current Encumbrances	FYTD Unencumbered Balance	FYTD Percent Exp/Enc
*****TOTAL FOR FUND-SCC 022 9000 (Unclaimed funds):							
10,000.00	0.00	10,000.00	0.00	0.00	0.00	10,000.00	0.00
=====							
*****TOTAL FOR FUND-SCC 022 9300 (OH HIGH SCHOOL ATH ASSOC FUND):							
37,500.00	0.00	37,500.00	0.00	0.00	0.00	37,500.00	0.00
=====							
*****TOTAL FOR FUND-SCC 024 9001 (MEDICAL AND DRUG/SELF INSURANCE FUNDS):							
9,102,203.00	0.00	9,102,203.00	2,654,130.47	933,936.10	3,135,504.64	3,312,567.89	63.61
=====							
*****TOTAL FOR FUND-SCC 024 9002 (DENTAL SELF INSURANCE FUNDS):							
680,000.00	0.00	680,000.00	177,631.01	54,456.98	170,000.00	332,368.99	51.12
=====							
*****TOTAL FOR FUND-SCC 024 9094 (FLEX PRO):							
215,363.00	410.70	215,773.70	30,545.55	9,040.50	8,762.10	176,466.05	18.22
=====							
*****TOTAL FOR FUND-SCC 027 0000 (WORKMANS COMP.-SELF INS):							
185,991.00	0.00	185,991.00	26,988.13	17,098.19	129,443.52	29,559.35	84.11
=====							
*****TOTAL FOR FUND-SCC 071 9013 (LOCAL SALES TAX PERMANENT IMPROVEMENTS):							
3,490,972.50	1,050,083.63	4,541,056.13	1,037,636.32	186,489.36	473,457.70	3,029,962.11	33.28
=====							
*****TOTAL FOR FUND-SCC 200 9110 (GARFIELD STUDENT COUNCIL/K-KIDS CLUB):							
300.00	0.00	300.00	0.00	0.00	105.00	195.00	35.00
=====							
*****TOTAL FOR FUND-SCC 200 9111 (GARFIELD CHESS CLUB):							
200.00	0.00	200.00	0.00	0.00	0.00	200.00	0.00
=====							
*****TOTAL FOR FUND-SCC 200 9121 (ELLA CANAVAN STUDENT COUNCIL):							
234.00	0.00	234.00	0.00	0.00	200.00	34.00	85.47
=====							

Date: 10/06/20
Time: 12:19 pm

MEDINA CITY SCHOOL DISTRICT
Appropriation Account Summary
SORTED BY FUND-SCC

Page: 9
(APPSUM)

FYTD Appropriated	Prior FY Carryover Encumbrances	FYTD Expendable	FYTD Actual Expenditures	MTD Actual Expenditures	Current Encumbrances	FYTD Unencumbered Balance	FYTD Percent Exp/Enc
*****TOTAL FOR FUND-SCC 200 9185 (K-KIDS KIWANIS ACTIVITY CLUB-NORTHROP):							
1,500.00	0.00	1,500.00	0.00	0.00	0.00	1,500.00	0.00
=====							
*****TOTAL FOR FUND-SCC 200 9202 (CLAGGETT MIDDLE SCH. STUDENT COUNCIL):							
2,186.00	0.00	2,186.00	0.00	0.00	3,000.00	814.00-	137.24
=====							
*****TOTAL FOR FUND-SCC 200 9205 (CLAGGETT MIDDLE SCH. BUILDERS CLUB):							
311.00	0.00	311.00	0.00	0.00	0.00	311.00	0.00
=====							
*****TOTAL FOR FUND-SCC 200 9209 (CLAGGETT MIDDLE SCHOOL DRAMA CLUB):							
4,953.50	0.00	4,953.50	0.00	0.00	0.00	4,953.50	0.00
=====							
*****TOTAL FOR FUND-SCC 200 9253 (BUILDERS' CLUB - ROOT M.S.):							
2,000.00	0.00	2,000.00	0.00	0.00	1,000.00	1,000.00	50.00
=====							
*****TOTAL FOR FUND-SCC 200 9254 (HONORS ACADEMY - ROOT):							
0.00	0.00	0.00	0.00	0.00	2,000.00	2,000.00-	0.00
=====							
*****TOTAL FOR FUND-SCC 200 9256 (DRAMA CLUB - ROOT M.S.):							
4,250.00	0.00	4,250.00	0.00	0.00	2,000.00	2,250.00	47.06
=====							
*****TOTAL FOR FUND-SCC 200 9258 (STUDENT COUNCIL - ROOT M.S.):							
2,050.00	0.00	2,050.00	0.00	0.00	1,353.00	697.00	66.00
=====							
*****TOTAL FOR FUND-SCC 200 9301 (YOUNG AMERICANS FOR FREEDOM):							
55.00	0.00	55.00	53.05	0.00	0.00	1.95	96.45
=====							
*****TOTAL FOR FUND-SCC 200 9302 (ART CLUB):							
800.00	0.00	800.00	0.00	0.00	800.00	0.00	100.00
=====							

Date: 10/06/20
Time: 12:19 pm

MEDINA CITY SCHOOL DISTRICT
Appropriation Account Summary
SORTED BY FUND-SCC

Page: 10
(APPSUM)

FYTD Appropriated	Prior FY Carryover Encumbrances	FYTD Expendable	FYTD Actual Expenditures	MTD Actual Expenditures	Current Encumbrances	FYTD Unencumbered Balance	FYTD Percent Exp/Enc
*****TOTAL FOR FUND-SCC 200 9303 (CULTURAL EXPLORATION):							
60.00	0.00	60.00	0.00	0.00	60.00	0.00	100.00
=====							
*****TOTAL FOR FUND-SCC 200 9305 (CHEMCLUB):							
1,575.00	0.00	1,575.00	1,566.46	0.00	0.00	8.54	99.46
=====							
*****TOTAL FOR FUND-SCC 200 9307 (VOCAL):							
38,000.00	0.00	38,000.00	400.00	400.00	37,600.00	0.00	100.00
=====							
*****TOTAL FOR FUND-SCC 200 9309 (IMPROV CLUB):							
2,700.00	0.00	2,700.00	0.00	0.00	2,700.00	0.00	100.00
=====							
*****TOTAL FOR FUND-SCC 200 9312 (DRAMA CLUB):							
17,000.00	0.00	17,000.00	0.00	0.00	17,000.00	0.00	100.00
=====							
*****TOTAL FOR FUND-SCC 200 9314 (MEDINA OUTDOORS CLUB):							
450.00	0.00	450.00	0.00	0.00	450.00	0.00	100.00
=====							
*****TOTAL FOR FUND-SCC 200 9315 (FELLOWSHIP OF CHRISTIAN ATHLETES):							
700.00	0.00	700.00	0.00	0.00	700.00	0.00	100.00
=====							
*****TOTAL FOR FUND-SCC 200 9318 (GIRLS LEADERSHIP CLUB):							
3,100.00	0.00	3,100.00	0.00	0.00	3,100.00	0.00	100.00
=====							
*****TOTAL FOR FUND-SCC 200 9321 (KEY CLUB):							
10,000.00	0.00	10,000.00	0.00	0.00	10,000.00	0.00	100.00
=====							
*****TOTAL FOR FUND-SCC 200 9323 (MEDINAMITE):							
2,000.00	279.00	2,279.00	0.00	0.00	2,279.00	0.00	100.00
=====							

Date: 10/06/20
Time: 12:19 pm

MEDINA CITY SCHOOL DISTRICT
Appropriation Account Summary
SORTED BY FUND-SCC

Page: 11
(APPSUM)

FYTD Appropriated	Prior FY Carryover Encumbrances	FYTD Expendable	FYTD Actual Expenditures	MTD Actual Expenditures	Current Encumbrances	FYTD Unencumbered Balance	FYTD Percent Exp/Enc
*****TOTAL FOR FUND-SCC 200 9324 (MEDINIAN):							
11,000.00	0.00	11,000.00	159.90	0.00	10,840.10	0.00	100.00
=====							
*****TOTAL FOR FUND-SCC 200 9325 (MHS BAND):							
23,000.00	6,721.26	29,721.26	92.01	37.99-	24,591.26	5,037.99	83.05
=====							
*****TOTAL FOR FUND-SCC 200 9326 (NATIONAL HONOR SOCIETY):							
3,500.00	0.00	3,500.00	0.00	0.00	3,500.00	0.00	100.00
=====							
*****TOTAL FOR FUND-SCC 200 9327 (ORCHESTRA):							
3,000.00	2,305.99	5,305.99	0.00	0.00	5,305.99	0.00	100.00
=====							
*****TOTAL FOR FUND-SCC 200 9330 (SCIENCE OLYMPIAD CLUB):							
2,120.00	0.00	2,120.00	0.00	0.00	2,120.00	0.00	100.00
=====							
*****TOTAL FOR FUND-SCC 200 9332 (SPANISH CLUB):							
5,280.00	0.00	5,280.00	0.00	0.00	5,280.00	0.00	100.00
=====							
*****TOTAL FOR FUND-SCC 200 9333 (STUDENT COUNCIL):							
60,000.00	0.00	60,000.00	816.00	0.00	59,184.00	0.00	100.00
=====							
*****TOTAL FOR FUND-SCC 200 9335 (LATIN CLUB):							
5,500.00	0.00	5,500.00	0.00	0.00	5,500.00	0.00	100.00
=====							
*****TOTAL FOR FUND-SCC 200 9337 (AMERICAN SIGN LANGUAGE CLUB):							
150.00	0.00	150.00	0.00	0.00	150.00	0.00	100.00
=====							
*****TOTAL FOR FUND-SCC 200 9339 (SPEECH/DEBATE CLUB):							
28,500.00	0.00	28,500.00	452.99	452.99	28,047.01	0.00	100.00
=====							

Date: 10/06/20
Time: 12:19 pm

MEDINA CITY SCHOOL DISTRICT
Appropriation Account Summary
SORTED BY FUND-SCC

Page: 12
(APPSUM)

FYTD Appropriated	Prior FY Carryover Encumbrances	FYTD Expendable	FYTD Actual Expenditures	MTD Actual Expenditures	Current Encumbrances	FYTD Unencumbered Balance	FYTD Percent Exp/Enc
*****TOTAL FOR FUND-SCC 200 9340 (STUDENT'S H.O.P.E.):							
1,000.00	0.00	1,000.00	0.00	0.00	1,000.00	0.00	100.00
=====							
*****TOTAL FOR FUND-SCC 200 9346 (PENGUIN BOWL/NOSB):							
500.00	0.00	500.00	0.00	0.00	500.00	0.00	100.00
=====							
*****TOTAL FOR FUND-SCC 200 9350 (TECHNOLOGY CLUB):							
1,800.00	0.00	1,800.00	0.00	0.00	1,800.00	0.00	100.00
=====							
*****TOTAL FOR FUND-SCC 200 9352 (VIDEO CLUB - SR HI):							
6,000.00	0.00	6,000.00	0.00	0.00	6,000.00	0.00	100.00
=====							
*****TOTAL FOR FUND-SCC 200 9353 (CHINESE CLUB):							
500.00	0.00	500.00	0.00	0.00	500.00	0.00	100.00
=====							
*****TOTAL FOR FUND-SCC 200 9355 (GENDER AND SEXUALITY ALLIANCE):							
800.00	0.00	800.00	0.00	0.00	800.00	0.00	100.00
=====							
*****TOTAL FOR FUND-SCC 200 9380 (V O F T):							
10,000.00	0.00	10,000.00	0.00	0.00	10,000.00	0.00	100.00
=====							
*****TOTAL FOR FUND-SCC 200 9419 (CLASS OF 2019):							
2,247.55	2,247.55	4,495.10	0.00	0.00	2,247.55	2,247.55	50.00
=====							
*****TOTAL FOR FUND-SCC 200 9420 (CLASS OF 2020):							
11,113.24	0.00	11,113.24	0.00	0.00	11,113.24	0.00	100.00
=====							
*****TOTAL FOR FUND-SCC 200 9421 (CLASS OF 2021):							
20,000.00	0.00	20,000.00	0.00	0.00	11,512.83	8,487.17	57.56
=====							

Date: 10/06/20
Time: 12:19 pm

MEDINA CITY SCHOOL DISTRICT
Appropriation Account Summary
SORTED BY FUND-SCC

Page: 13
(APPSUM)

FYTD Appropriated	Prior FY Carryover Encumbrances	FYTD Expendable	FYTD Actual Expenditures	MTD Actual Expenditures	Current Encumbrances	FYTD Unencumbered Balance	FYTD Percent Exp/Enc
*****TOTAL FOR FUND-SCC 200 9422 (CLASS OF 2022):							
48,000.00	0.00	48,000.00	0.00	0.00	48,000.00	0.00	100.00
=====							
*****TOTAL FOR FUND-SCC 200 9423 (CLASS OF 2023):							
4,800.00	0.00	4,800.00	0.00	0.00	4,800.00	0.00	100.00
=====							
*****TOTAL FOR FUND-SCC 200 9424 (CLASS OF 2024):							
1,800.00	0.00	1,800.00	0.00	0.00	1,800.00	0.00	100.00
=====							
*****TOTAL FOR FUND-SCC 300 0000 (ATHLETIC FUND):							
325,701.00	10,519.89	336,220.89	60,752.74	32,547.97	114,887.48	160,580.67	52.24
=====							
*****TOTAL FOR FUND-SCC 300 9110 (GARFIELD FIELD TRIPS):							
8,600.00	0.00	8,600.00	0.00	0.00	1,500.00	7,100.00	17.44
=====							
*****TOTAL FOR FUND-SCC 300 9120 (CANAVAN FIELD TRIP):							
6,966.00	0.00	6,966.00	0.00	0.00	0.00	6,966.00	0.00
=====							
*****TOTAL FOR FUND-SCC 300 9140 (HERITAGE FIELD TRIPS):							
4,537.00	0.00	4,537.00	0.00	0.00	0.00	4,537.00	0.00
=====							
*****TOTAL FOR FUND-SCC 300 9160 (BLAKE FIELD TRIPS):							
5,000.00	0.00	5,000.00	0.00	0.00	0.00	5,000.00	0.00
=====							
*****TOTAL FOR FUND-SCC 300 9180 (NORTHROP FIELD TRIPS):							
6,900.00	0.00	6,900.00	0.00	0.00	0.00	6,900.00	0.00
=====							
*****TOTAL FOR FUND-SCC 300 9201 (CLAGGETT MIDDLE SCH. BAND FUND):							
40,000.00	0.00	40,000.00	0.00	0.00	36,000.00	4,000.00	90.00
=====							

Date: 10/06/20
Time: 12:19 pm

MEDINA CITY SCHOOL DISTRICT
Appropriation Account Summary
SORTED BY FUND-SCC

Page: 14
(APPSUM)

FYTD Appropriated	Prior FY Carryover Encumbrances	FYTD Expendable	FYTD Actual Expenditures	MTD Actual Expenditures	Current Encumbrances	FYTD Unencumbered Balance	FYTD Percent Exp/Enc
*****TOTAL FOR FUND-SCC 300 9250 (ROOT M.S. BAND FUND):							
21,500.00	0.00	21,500.00	33.99-	33.99-	17,500.00	4,033.99	81.24
=====							
*****TOTAL FOR FUND-SCC 300 9253 (ROOT M.S. BEEHIVE):							
300.00	0.00	300.00	0.00	0.00	200.00	100.00	66.67
=====							
*****TOTAL FOR FUND-SCC 300 9258 (ROOT - DISTRICT SUPERVISED ACTIVITIES):							
123,438.00	0.00	123,438.00	0.00	0.00	0.00	123,438.00	0.00
=====							
*****TOTAL FOR FUND-SCC 300 9301 (BOWLING CLUB):							
4,000.00	2,187.15	6,187.15	0.00	0.00	6,187.15	0.00	100.00
=====							
*****TOTAL FOR FUND-SCC 300 9302 (MENS VOLLEYBALL):							
7,600.00	0.00	7,600.00	0.00	0.00	7,600.00	0.00	100.00
=====							
*****TOTAL FOR FUND-SCC 300 9303 (HUDDLE/SHUDDLE):							
2,700.00	0.00	2,700.00	0.00	0.00	2,700.00	0.00	100.00
=====							
*****TOTAL FOR FUND-SCC 300 9304 (LINK CREW):							
5,250.00	0.00	5,250.00	0.00	0.00	5,250.00	0.00	100.00
=====							
*****TOTAL FOR FUND-SCC 300 9313 (MUSICAL):							
11,300.00	0.00	11,300.00	0.00	0.00	11,200.00	100.00	99.12
=====							
*****TOTAL FOR FUND-SCC 300 9334 (BEEHIVE CAFE):							
26,500.00	6,736.54	33,236.54	373.33	0.00	11,063.21	21,800.00	34.41
=====							
*****TOTAL FOR FUND-SCC 300 9390 (GLOBAL TRIPS):							
7,500.00	0.00	7,500.00	0.00	0.00	7,500.00	0.00	100.00
=====							

Date: 10/06/20
Time: 12:19 pm

MEDINA CITY SCHOOL DISTRICT
Appropriation Account Summary
SORTED BY FUND-SCC

Page: 15
(APPSUM)

FYTD Appropriated	Prior FY Carryover Encumbrances	FYTD Expendable	FYTD Actual Expenditures	MTD Actual Expenditures	Current Encumbrances	FYTD Unencumbered Balance	FYTD Percent Exp/Enc
*****TOTAL FOR FUND-SCC 300 9410 (SPARKLE CHEERLEADING):							
5,310.00	0.00	5,310.00	0.00	0.00	0.00	5,310.00	0.00
=====							
*****TOTAL FOR FUND-SCC 401 9010 (AUXILIARY FUNDS/ST FRANCIS):							
71,126.73	38,176.16	109,302.89	62,711.30	119.90	0.00	46,591.59	57.37
=====							
*****TOTAL FOR FUND-SCC 401 9011 (AUXILIARY FUNDS/ST FRANCIS):							
281,290.00	0.00	281,290.00	18,143.78	15,271.74	82,906.32	180,239.90	35.92
=====							
*****TOTAL FOR FUND-SCC 401 9020 (AUX FUNDS NURTURY):							
12,349.14	1,484.75	13,833.89	780.20	0.00	1,259.00	11,794.69	14.74
=====							
*****TOTAL FOR FUND-SCC 401 9021 (AUX FUNDS NURTURY):							
11,080.00	0.00	11,080.00	0.00	0.00	0.00	11,080.00	0.00
=====							
*****TOTAL FOR FUND-SCC 401 9030 (AUX FUNDS MCA):							
23,617.43	20,901.10	44,518.53	21,948.06	0.00	10,687.00	11,883.47	73.31
=====							
*****TOTAL FOR FUND-SCC 401 9031 (AUX FUNDS MCA):							
153,540.00	0.00	153,540.00	75,678.56	44,063.54	30,877.11	46,984.33	69.40
=====							
*****TOTAL FOR FUND-SCC 401 9041 (AUX FUNDS KIDS COUNTRY):							
3,000.00	0.00	3,000.00	83.39	83.39	2,658.77	257.84	91.41
=====							
*****TOTAL FOR FUND-SCC 467 9020 (FOUNDATION - STUDENT WELLNESS AND SUCCESS):							
200,259.08	0.00	200,259.08	54,015.48	15,837.86	2,500.00	143,743.60	28.22
=====							
*****TOTAL FOR FUND-SCC 467 9021 (FOUNDATION - STUDENT WELLNESS AND SUCCESS):							
438,502.90	0.00	438,502.90	0.00	0.00	0.00	438,502.90	0.00
=====							

Date: 10/06/20
Time: 12:19 pm

MEDINA CITY SCHOOL DISTRICT
Appropriation Account Summary
SORTED BY FUND-SCC

Page: 16
(APPSUM)

FYTD Appropriated	Prior FY Carryover Encumbrances	FYTD Expendable	FYTD Actual Expenditures	MTD Actual Expenditures	Current Encumbrances	FYTD Unencumbered Balance	FYTD Percent Exp/Enc
*****TOTAL FOR FUND-SCC 499 9019 (SCHOOL SAFETY):							
0.00	0.00	0.00	0.00	0.00	2,650.00	2,650.00-	0.00
=====							
*****TOTAL FOR FUND-SCC 507 9021 (ESSER):							
407,347.65	0.00	407,347.65	0.00	0.00	0.00	407,347.65	0.00
=====							
*****TOTAL FOR FUND-SCC 510 9021 (COVID RELIEF FUND):							
317,467.89	0.00	317,467.89	0.00	0.00	590.24	316,877.65	0.19
=====							
*****TOTAL FOR FUND-SCC 516 9020 (TITLE VI-B):							
0.00	26,429.11	26,429.11	199,693.09	0.00	0.00	173,263.98-	755.58
=====							
*****TOTAL FOR FUND-SCC 516 9021 (TITLE VI-B):							
1,468,206.48	0.00	1,468,206.48	166,278.62	113,092.79	31,198.13	1,270,729.73	13.45
=====							
*****TOTAL FOR FUND-SCC 551 9120 (TITLE III LEP):							
0.00	2,127.05	2,127.05	1,666.01	0.00	0.00	461.04	78.32
=====							
*****TOTAL FOR FUND-SCC 551 9121 (TITLE III LEP):							
10,038.58	0.00	10,038.58	0.00	0.00	0.00	10,038.58	0.00
=====							
*****TOTAL FOR FUND-SCC 572 9020 (TITLE I):							
0.00	0.00	0.00	85,543.82	9,785.05-	0.00	85,543.82-	0.00
=====							
*****TOTAL FOR FUND-SCC 572 9021 (TITLE I):							
466,409.80	0.00	466,409.80	85,948.03	64,012.78	2,000.00	378,461.77	18.86
=====							
*****TOTAL FOR FUND-SCC 572 9120 (TITLE I-D):							
0.00	3,255.00	3,255.00	18,378.58	191.16-	0.00	15,123.58-	564.63
=====							

Date: 10/06/20
Time: 12:19 pm

MEDINA CITY SCHOOL DISTRICT
Appropriation Account Summary
SORTED BY FUND-SCC

Page: 17
(APPSUM)

FYTD Appropriated	Prior FY Carryover Encumbrances	FYTD Expendable	FYTD Actual Expenditures	MTD Actual Expenditures	Current Encumbrances	FYTD Unencumbered Balance	FYTD Percent Exp/Enc
*****TOTAL FOR FUND-SCC 572 9121 (TITLE I-D):							
79,422.26	0.00	79,422.26	1,774.31	1,774.31	0.00	77,647.95	2.23
=====							
*****TOTAL FOR FUND-SCC 587 9020 (PRESCHOOL):							
0.00	0.00	0.00	87.97-	8,401.48-	0.00	87.97	0.00
=====							
*****TOTAL FOR FUND-SCC 587 9021 (PRESCHOOL):							
41,301.10	0.00	41,301.10	5,229.86	4,261.26	640.88	35,430.36	14.21
=====							
*****TOTAL FOR FUND-SCC 590 9020 (TITLE II-A):							
0.00	31,145.70	31,145.70	21,175.85	10,001.44	0.00	9,969.85	67.99
=====							
*****TOTAL FOR FUND-SCC 590 9021 (TITLE II-A):							
131,721.54	0.00	131,721.54	14,021.50	11,554.59	19,250.00	98,450.04	25.26
=====							
*****TOTAL FOR FUND-SCC 599 9020 (TITLE IV-A STUDENT SUPPORT AND ACADEMIC ENR):							
0.00	6,752.70	6,752.70	2,709.26	1,820.46	0.00	4,043.44	40.12
=====							
*****TOTAL FOR FUND-SCC 599 9021 (TITLE IV-A STUDENT SUPPORT AND ACADEMIC ENR):							
36,825.26	0.00	36,825.26	2,395.95	1,799.67	1,536.42	32,892.89	10.68
=====							
*****GRAND TOTALS:							
115,390,904.82	2,637,333.39	118,028,238.21	27,628,040.51	8,459,152.80	15,307,726.29	75,092,471.41	36.38
=====							

GENERAL FUND-TRUE DAYS CASH

Includes Emergency Levy

