

Medina City Schools

General Fund Analysis

September 30, 2022

	2022-2023 Original Estimate (1)	Y-T-D Actual July 2021 - June 2022 (2)	Percent	Variance (3)
Beginning Balance - July 1, 2022		49,279,577.77		0.00
General Fund	31,219,516.68			
Other Funds - Substitute Levy	18,060,061.09			
Revenue	<u>80,935,772.00</u>	<u>29,498,812.37</u>	<u>36.4%</u>	<u>51,436,959.63</u>
	80,935,772.00	29,498,812.37		51,436,959.63
Expenditures	91,025,514.00	21,838,771.17	24.0%	69,186,742.83
Encumbrance	851,800.00	3,628,020.39		-2,776,220.39
	<u>91,877,314.00</u>	<u>25,466,791.56</u>		<u>66,410,522.44</u>
Ending Balance - June 30, 2023	38,338,035.77	53,311,598.58		-14,973,562.81

Original Estimate revenue, expenditure and encumbrance taken from May 2022 five-year forecast
Includes May 2018 Substitute Levy

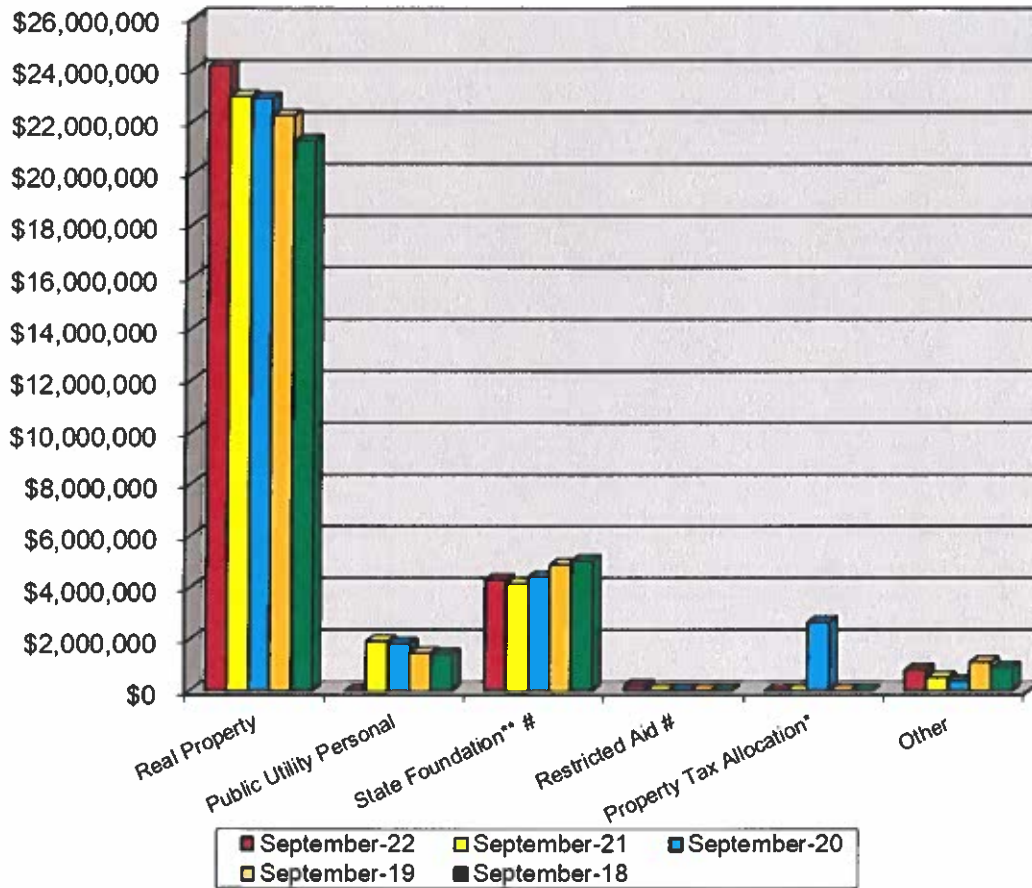
General Fund Summary

September 2022

Revenues

1. Real Property Taxes – Total Real Property Taxes received from the beginning of the fiscal year until September 30, 2022 is \$24,146,320.00 This is an increase of 5.1% above last year's taxes received at this time. Last year, the settlement occurred in September reducing moneys as these were placed in Public Utility Personal Property. \$-0- was collected in September.
2. Public Utility Personal Property Taxes – Total Public Utility Personal Property Taxes received from the beginning of the fiscal year until September 30, 2022 is \$-0-. These monies are distributed upon settlement from the County Auditor. This amount is listed in a separate line for State and five-year forecasting purposes. \$-0- had been transferred in September.
3. State Foundation – State Foundation monies received from the State of Ohio from the beginning of the fiscal year until September 30, 2022 total \$4,302,785.18. This is an increase of 3.9% above last year's foundation money received at this time. \$1,362,730.97 was collected in September.
4. Restricted Aid – Restricted Aid monies are for Career Tech funding and Economically Disadvantaged Students. We have added e-Rate funding as well because these funds are restrictive to technology. Monies received from the beginning of the fiscal year until September 30, 2022 total \$228,207.25. \$76,068.98 was collected in September.
5. Homestead and Rollback – Monies received from the State of Ohio from the beginning of the fiscal year until September 30, 2022 total \$-0-. Receipts are based upon the real property taxes collected and Homestead filings with the County Auditor. \$-0- was collected in September.
6. Other – Other monies received from the beginning of the fiscal year until September 30, 2022 total \$580,956.74. This is an increase of 56.8% above last year at this time. \$240,543.20 was collected in September.

General Fund Revenue



	September-22	September-21	September-20	September-19	September-18	Current Forecast
Real Property	\$24,146,320	\$22,970,629	\$22,894,292	\$22,230,759	\$21,260,827	\$51,273,069
Public Utility Personal	\$0	\$1,931,103	\$1,837,573	\$1,474,378	\$1,422,880	\$3,911,480
State Foundation** #	\$4,302,785	\$4,139,372	\$4,411,307	\$4,895,138	\$5,040,264	\$16,732,046
Restricted Aid #	\$228,207	\$20,715	\$20,715	\$20,718	\$21,067	\$924,182
Property Tax Allocation*	\$0	\$0	\$2,670,563	\$0	\$0	\$5,555,159
Other	\$821,500	\$523,937	\$376,881	\$1,111,964	\$897,969	\$2,539,835
Total	\$29,498,812	\$29,585,756	\$32,211,331	\$29,732,958	\$28,643,007	\$80,935,771
State %	15.4%	14.1%	22.0%	16.5%	17.7%	

* Includes Homestead/Rollback, Tangible Personal Property Tax Fixed Rate Loss Reimbursement and Electric Deregulation.

** Includes Casino Revenue in State Foundation beginning January 2013 and Economic Disadvantaged Funding in November 2013.

Encompasses the Fair School Funding Plan as of January 2022

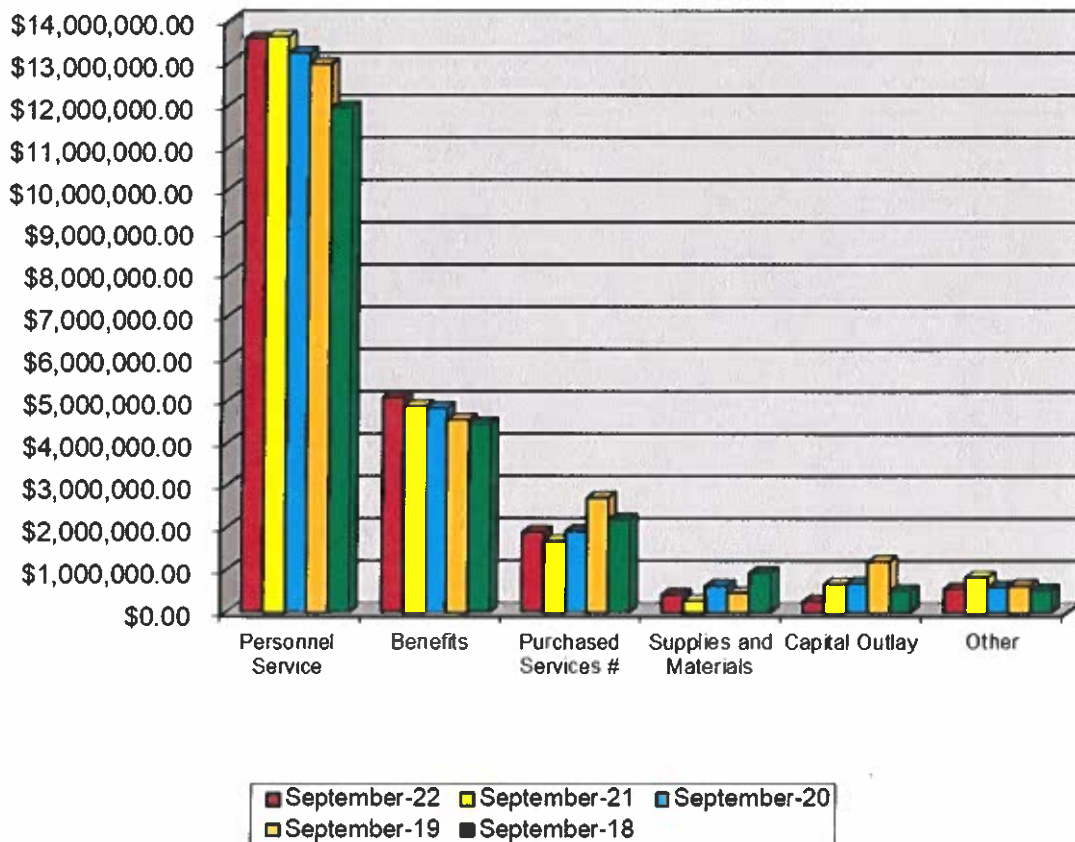
General Fund Summary

September 2022

Expenditures

1. **Personnel Services**– The costs for personnel services for the School District from the beginning of the fiscal year until September 30, 2022 was \$13,572,883.30. This was a decrease of 0.1% below last year at this time. \$3,575,364.09 was spent in September.
2. **Benefits** – The cost for benefits for the School District from the beginning of the fiscal year until September 30, 2022 was \$5,093,256.26. This was an increase of 4.2% above last year at this time. \$1,768,088.96 was spent in September.
3. **Purchased Services** – The cost for purchased services for the district from the beginning of the fiscal year until September 30, 2022 total \$1,902,591.42. This was a 12.2% increase above last year at this time. \$697,510.39 was spent in September.
4. **Supplies and Materials** – The cost for supplies and materials for the district from the beginning of the fiscal year until September 30, 2022 total \$427,735.67. This was a 51.2% increase above last year at this time. \$156,141.04 was spent in September.
5. **Capital Outlay** – The cost for capital outlay for the district from the beginning of the fiscal year until September 30, 2022 total \$271,578.06. This was an 60.2% decrease below last year at this time. \$56,704.71 was spent in September.
6. **Other** – The cost of other expenditures excluding transfers for the district was \$564,721.46 for the fiscal year until September 30, 2022. This was a 32.5% decrease below last year at this time. \$300,205.48 spent in September.

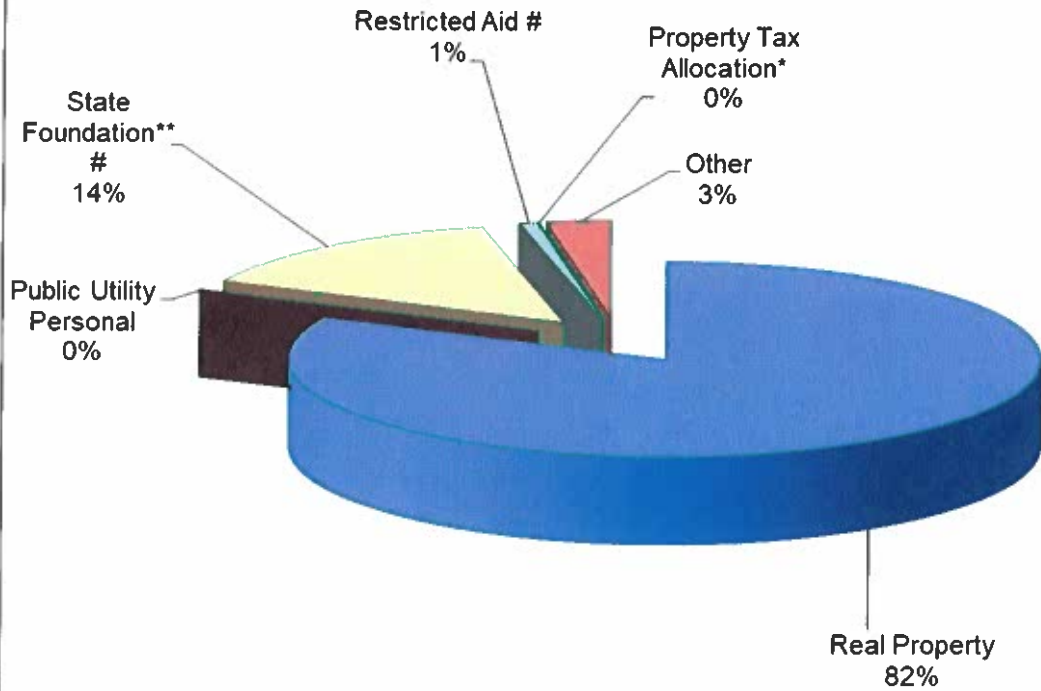
General Fund Expenditures



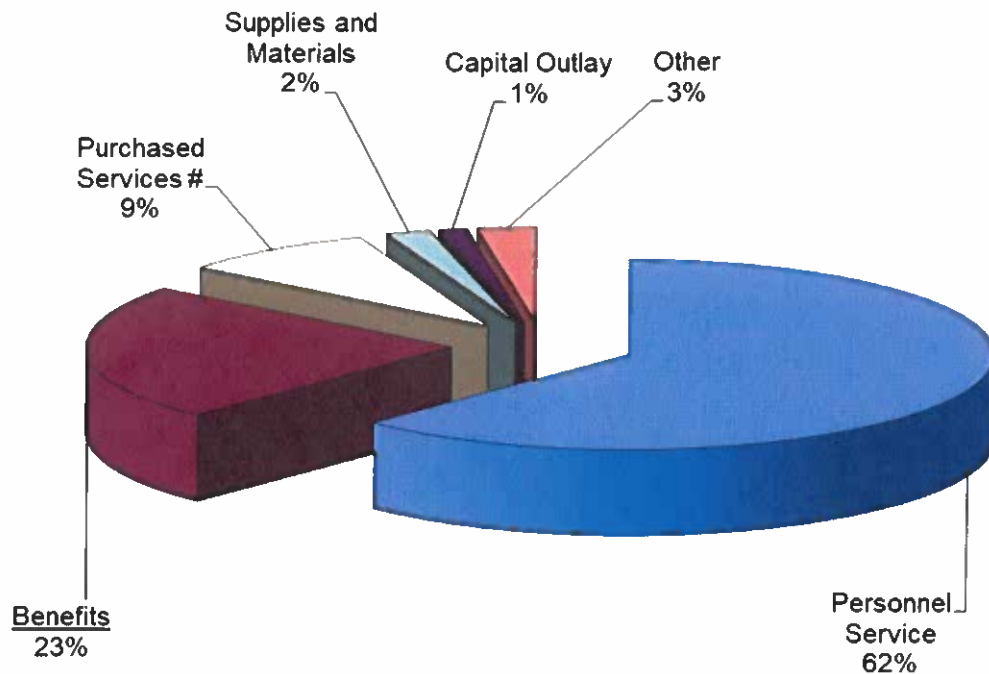
	September-22	September-21	September-20	September-19	September-18
Personnel Service	\$13,572,883.30	\$13,616,917	\$13,235,291	\$12,967,673	\$11,942,975
Benefits	\$5,093,256.26	\$4,886,939	\$4,839,502	\$4,561,649	\$4,461,847
Purchased Services #	\$1,902,591.42	\$1,694,358	\$1,928,629	\$2,721,525	\$2,200,287
Supplies and Materials	\$427,735.67	\$282,771	\$635,908	\$468,724	\$935,835
Capital Outlay	\$271,578.06	\$683,555	\$688,923	\$1,211,172	\$520,587
Other	\$564,721.46	\$837,236	\$608,414	\$641,145	\$531,728
Transfers and Adv., Etc.	\$6,005.00	\$0	\$0	(\$50)	\$0
Other than Debt					
Total	\$21,838,771	\$22,001,776	\$21,936,666	\$22,571,838	\$20,593,260

Reduced with Fair School Funding Plan in January 2022

Current General Fund Revenue



Current General Fund Expenditures



September 2022

		Balance
Bank Balance - Regular Account		1,966,465.74
Financial Checks Outstanding	422,098.48	
Workers Comp Outstanding	679.34	
Payroll Checks Outstanding	71,433.62	
	494,211.44	1,472,254.30
Huntington/Flex Spending	23,233.93	
Flex O/S Checks	354.49	22,879.44
JPMorgan/Metlife Claims	28,721.89	28,721.89
Westfield Bank	14,807.88	14,807.88
Westfield Bank Sweep	3,132,539.98	3,132,539.98
Investments:		
Redtree Investments	24,146,615.24	
T. Rowe - Collins	294,210.30	
Scudder -Collins	382,186.76	
Scudder - Bushman	6,300.10	
Kanehl Stocks	3,752.36	
Star Ohio (22923)	19,843,368.55	
Multi-Bank Securities	15,953,000.00	
Multi-Bank Money Market	8,126.57	
Fifth Third Securities	10,061,036.65	
Fifth Third Money Market	43,279.70	
Total	70,741,876.23	75,413,079.72
Adjustments		
Deposits in Transit	244,539.55	
Expenses not posted	(3,813.96)	
Total	240,725.59	75,653,805.31
MCSD Balance		75,653,805.31
Difference Between Bank vs. Book		0.00

Medina City School District
Sales Tax Update

Date	Sales Tax Description	Receipts	Expenditures	Balance
July 1, 2021	Beginning Balance (071) Sales Tax and (002-9012) Bond			\$3,208,431.53
July	Sales Tax Distribution	\$932,876.04		\$4,141,307.57
	Roof Replacement Evaluation and Design		\$6,954.25	\$4,134,353.32
	Field Assessment and Preliminary Design - Parking		\$16,763.32	\$4,117,590.00
	Blake Carpet and Tile Replacement		\$8,655.37	\$4,108,934.63
	Roof Replacement - Central Office		\$72,033.30	\$4,036,901.33
	Roofing Project 2022		\$281,404.35	\$3,755,496.98
	Fleet Master Lease Agreement		\$16,481.88	\$3,739,015.10
August	Root Driveway and Culverts		\$5,264.00	\$3,733,751.10
	Heritage Concrete Sidewalk Replacement		\$3,000.00	\$3,730,751.10
	Roof Replacement Evaluation and Design		\$6,954.25	\$3,723,796.85
	Field Assessment and Preliminary Design - Parking		\$12,176.65	\$3,711,620.20
	Evolve Windows		\$2,882.00	\$3,708,738.20
	Paving Summer 2022		\$771,088.26	\$2,937,649.94
	MHS Fireproofing Patching		\$76,800.00	\$2,860,849.94
	Roofing Project 2022		\$234,103.50	\$2,626,746.44
	Fleet Master Lease Agreement		\$8,669.71	\$2,618,076.73
September	Heritage Concrete Sidewalk Replacement		\$15,750.00	\$2,602,326.73
	Canavan and Garfield Restroom Partitions		\$14,353.00	\$2,587,973.73
	Roofing Project 2022		\$82,126.30	\$2,505,847.43
	Fleet Master Lease Agreement		\$4,272.92	\$2,501,574.51
	Root and Canavan Camera Refund of Prior Year Exp	\$96,337.76		\$2,597,912.27
	Fiscal Year Totals	\$932,876.04	\$432,569.37	

Medina City School District
Recreation Center Update

Date	Description	District Revenue	District Expenses	City Reimbursements	Total Balance
July 1, 2022	Beginning Balance (003-9001)				\$ 169,189.30
July	Field Assessment and Preliminary Design - Parking		\$700.00		\$ 168,489.30
	Removal of Window and Convert to Door		\$6,053.54		\$ 162,435.76
	Roberts Roofing			\$29,025.00	\$ 191,460.76
August	Field Assessment and Preliminary Design - Parking		\$3,943.95		\$ 187,516.81
	Paving Summer 2022 Project		\$79,172.29		\$ 108,344.52
September	Removal of Window and Convert to Door			\$6,053.54	\$ 114,398.06
	Pool Pump and Repair to Motor		\$4,784.60		\$ 109,613.46
	Field Assessment and Preliminary Design - Parking		\$425.74		\$ 109,187.72
	Roberts Roofing		\$2,232.00		\$ 106,955.72
Total Revenues, Expenditures and Reimbursements		\$ -	\$ 97,312.12	\$ 35,078.54	

Monthly Investment Summary
Medina City School District
US Bank Custodian Acct Ending x70982
 August 31, 2022

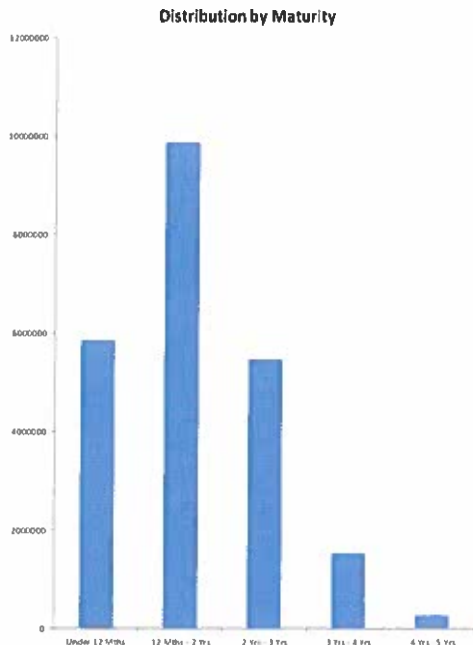
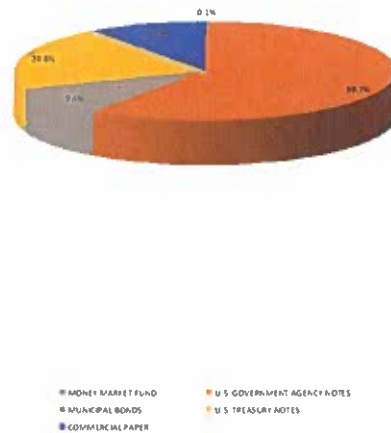
Monthly Cash Flow Activity

From 07-31-22 through 08-31-22

Beginning Book Value	24,128,655.15
Contributions	0.00
Withdrawals	0.00
Realized Gains/Losses	0.00
Gross Interest Earnings	4,658.10
Ending Book Value	24,133,313.25

Market Value Summary

Security Type	Market Value	Pct. Assets	Avg Yield at Cost	Wght Avg Mat
Money Market Fund				
MONEY MARKET FUND	27,748.05	0.1	2.10	0.00
Fixed Income				
MUNICIPAL BONDS	2,172,063.70	9.4	0.72	1.53
U.S. GOVERNMENT AGENCY NOTES	13,725,053.43	59.6	0.42	1.82
U.S. TREASURY NOTES	4,794,493.12	20.8	0.32	1.05
Accrued Interest	30,945.03	0.1		
Commercial Paper				
COMMERCIAL PAPER	2,283,601.10	9.9	2.70	0.43
TOTAL PORTFOLIO	23,033,904.44	100.0	0.65	1.49

Maturity Distribution

Security Type Allocation

Disclosures:

RedTree's internal accounting system is used as the source of the market value of this account. Although obtained from a source believed to be reliable, we cannot guarantee its accuracy. You should review all account statements provided by the custodian and compare with the statements provided by RedTree.

Questions? Call 888.596.2293 or email info@redtreeinv.com

Portfolio Holdings Report
Medina City School District
US Bank Custodian Acct Ending x70982
 August 31, 2022

Quantity	Cusip	Security Description	Moody's	S&P	Cost Basis	Market Value	Yield at Cost	Wtd Maturity	Purchase Date
U.S. GOVERNMENT AGENCY NOTES									
1,000,000	3137EAEV7	Federal Home Ln Mtg 0.250% Due 08-24-23	Aaa	AA+	999,630.00	967,912.46	0.26	0.97	10-08-20
500,000	3133EL6J8	Federal Farm Credit Bank 0.220% Due 09-08-23	Aaa	AA+	499,855.00	482,864.02	0.23	1.00	04-08-21
1,000,000	3133EMUF7	Federal Farm Credit Bank 0.220% Due 09-22-23	Aaa	AA+	999,198.00	964,570.94	0.25	1.04	03-22-21
1,000,000	3135G06H1	Federal Natl Mtg Assoc 0.250% Due 11-27-23	Aaa	AA+	998,860.00	961,587.87	0.29	1.22	11-25-20
460,000	3137EAF2	Federal Home Ln Mtg 0.250% Due 12-04-23	Aaa	AA+	459,434.20	441,429.17	0.30	1.24	04-14-21
625,000	3133EMRZ7	Federal Farm Credit Bank 0.250% Due 02-26-24	Aaa	AA+	623,324.16	595,216.44	0.34	1.46	03-09-21
385,000	3133EMRZ7	Federal Farm Credit Bank 0.250% Due 02-26-24	Aaa	AA+	384,110.65	366,653.33	0.33	1.46	03-31-21
1,000,000	3130ALSG0	Federal Home Ln Bank 0.250% Due 03-08-24	Aaa	AA+	998,332.00	951,942.92	0.31	1.49	05-24-21
240,000	3133EMTW2	Federal Farm Credit Bank 0.300% Due 03-18-24	Aaa	AA+	239,805.60	229,040.56	0.33	1.52	04-27-21
1,200,000	3133EMGF3	Federal Farm Credit Bank 0.350% Due 05-16-24	Aaa	AA+	1,197,900.00	1,133,449.97	0.40	1.67	11-19-20
115,000	3130ANMM9	Federal Home Ln Bank 0.540% Due 08-26-24	Aaa	AA+	115,000.00	107,998.56	0.54	1.94	08-26-21
750,000	3130ANX88	Federal Home Ln Bank 0.500% Due 09-27-24	Aaa	AA+	749,775.00	701,768.36	0.51	2.02	09-27-21
1,500,000	3130ALQV9	Federal Home Ln Bank 0.570% Due 09-30-24	Aaa	AA+	1,500,000.00	1,405,252.84	0.57	2.03	03-30-21
500,000	3130ALTH7	Federal Home Ln Bank 0.510% Due 09-30-24	Aaa	AA+	500,000.00	467,823.13	0.51	2.03	03-30-21
415,000	3130AKDS2	Federal Home Ln Bank 0.390% Due 10-28-24	Aaa	AA+	415,402.55	386,294.93	0.36	2.11	02-19-21
1,000,000	3135G06E8	Federal Natl Mtg Assoc 0.420% Due 11-18-24	Aaa	AA+	998,250.00	930,656.01	0.46	2.17	11-18-20
1,200,000	3133EMER9	Federal Farm Credit Bank 0.470% Due 01-27-25	Aaa	AA+	1,198,620.00	1,111,684.26	0.50	2.35	10-29-20
800,000	3134GXDM3	Federal Home Ln Mtg 0.620% Due 12-01-25	Aaa	AA+	799,400.00	724,663.24	0.64	3.16	12-02-20
380,000	3134GXHD9	Federal Home Ln Mtg 0.700% Due 12-23-25	Aaa	AA+	380,000.00	344,562.71	0.70	3.22	12-23-20
500,000	3130AKZ25	Federal Home Ln Bank 0.650% Due 02-26-26	Aaa	AA+	500,000.00	449,681.70	0.65	3.39	02-26-21
Accrued Interest						15,610.57			
					14,556,897.16	13,740,664.01	0.42	1.82	
MUNICIPAL BONDS									
500,000	0100332D9	City of Akron, OH GO 2.000% Due 12-01-22		A+	515,505.00	499,160.00	0.48	0.25	11-12-20
460,000	244721FK7	Defiance CSD, OH GO 4.000% Due 12-01-23	Aa2		502,522.40	461,136.20	1.20	1.20	07-16-20
500,000	677581JA9	State of Ohio, OH REV 0.300% Due 12-15-23	Aa2	AA	500,000.00	478,755.00	0.30	1.27	06-08-21
500,000	677581JB7	State of Ohio, OH REV 0.520% Due 12-15-24	Aa2	AA	500,000.00	464,875.00	0.52	2.24	06-08-21
250,000	668180CW0	Northwestern LSD, OH GO 5.820% Due 12-01-26	Aa2		304,310.00	268,137.50	1.42	3.72	10-12-21
Accrued Interest						11,603.06			
					2,322,337.40	2,183,666.76	0.72	1.53	

Disclosures:

RedTree's internal accounting system is used as the source of the market value of this account. Although obtained from a source believed to be reliable, we cannot guarantee its accuracy. You should review all account statements provided by the custodian and compare with the statements provided by RedTree.

Questions? Call 888.596.2293 or email info@redtreeinv.com

Portfolio Holdings Report
Medina City School District
US Bank Custodian Acct Ending x70982
 August 31, 2022

Quantity	Cusip	Security Description	Moody's	S&P	Cost Basis	Market Value	Yield at Cost	Wtd Maturity	Purchase Date
U.S. TREASURY NOTES									
295,000	91282CBN0	US Treasury Note 0.125% Due 02-28-23	Aaa	AA+	294,631.25	290,528.98	0.20	0.49	06-22-21
600,000	91282CBU4	US Treasury Note 0.125% Due 03-31-23	Aaa	AA+	599,109.38	589,336.20	0.21	0.57	06-22-21
210,000	91282CBX8	US Treasury Note 0.125% Due 04-30-23	Aaa	AA+	209,114.06	205,603.02	0.42	0.65	11-24-21
1,045,000	91282CCK5	US Treasury Note 0.125% Due 06-30-23	Aaa	AA+	1,041,938.47	1,017,037.89	0.27	0.82	06-30-21
810,000	91282CDA6	US Treasury Note 0.250% Due 09-30-23	Aaa	AA+	809,086.59	782,725.68	0.31	1.06	09-30-21
500,000	91282CAW1	US Treasury Note 0.250% Due 11-15-23	Aaa	AA+	497,148.44	481,426.00	0.54	1.18	11-15-21
950,000	91282CBR1	US Treasury Note 0.250% Due 03-15-24	Aaa	AA+	948,033.21	904,540.60	0.33	1.51	08-09-21
550,000	91282CBV2	US Treasury Note 0.375% Due 04-15-24	Aaa	AA+	549,978.52	523,294.75	0.38	1.59	09-20-21
Accrued Interest						3,731.41			
						4,949,039.92	4,798,224.53	0.32	1.05
COMMERCIAL PAPER									
800,000	89233HLW2	Toyota Motor Credit 0.000% Due 11-30-22	P-1	A-1+	791,288.22	794,001.60	2.01	0.25	05-17-22
470,000	78015DPD6	Royal Bank of Canada (RBC) 0.000% Due 02-13-23	P-1	A-1+	461,328.50	462,223.85	2.51	0.45	05-19-22
1,050,000	89119BQN9	TD USA 0.000% Due 03-22-23	P-1	A-1+	1,024,674.00	1,027,375.65	3.32	0.55	06-27-22
						2,277,290.72	2,283,601.10	2.70	0.43
MONEY MARKET FUND									
	USBMMF	First American Treasury Obligations Fund			27,748.05	27,748.05	2.10		
TOTAL PORTFOLIO					24,133,313.25	23,033,904.44	0.65	1.49	

Disclosures:

RedTree's internal accounting system is used as the source of the market value of this account. Although obtained from a source believed to be reliable, we cannot guarantee its accuracy. You should review all account statements provided by the custodian and compare with the statements provided by RedTree.

Questions? Call 888.596.2293 or email info@redtreeinv.com

Monthly Activity Reports
Medina City School District
US Bank Custodian Acct Ending x70982
 From 08-01-22 Through 08-31-22

GROSS INTEREST INCOME

Ex-Date	Pay-Date	Security	Amount
U.S. GOVERNMENT AGENCY NOTES			
08-24-22	08-24-22	Federal Home Ln Mtg 0.250% Due 08-24-23	1,250.00
08-26-22	08-26-22	Federal Home Ln Bank 0.650% Due 02-26-26	1,625.00
08-26-22	08-26-22	Federal Home Ln Bank 0.540% Due 08-26-24	310.50
08-26-22	08-26-22	Federal Farm Credit Bank 0.250% Due 02-26-24	1,262.50
			<hr/> 4,448.00
U.S. TREASURY NOTES			
08-31-22	08-31-22	US Treasury Note 0.125% Due 02-28-23	184.38
MONEY MARKET FUND			
08-01-22	08-01-22	First American Treasury Obligations Fund	25.72
GROSS INCOME			<hr/> 4,658.10

Disclosures:

RedTree's internal accounting system is used as the source of the market value of this account. Although obtained from a source believed to be reliable, we cannot guarantee its accuracy. You should review all account statements provided by the custodian and compare with the statements provided by RedTree.

Questions? Call 888.596.2293 or email info@redtreeinv.com



Purchase and Sale
Medina City School District
US Bank Custodian Acct Ending x70982
From 08-01-22 Through 08-31-22

Trade Date	Settle Date	Quantity	Security	Unit Price	Amount
---------------	----------------	----------	----------	---------------	--------

No transactions were found!

Disclosures:

RedTree's internal accounting system is used as the source of the market value of this account. Although obtained from a source believed to be reliable, we cannot guarantee its accuracy. You should review all account statements provided by the custodian and compare with the statements provided by RedTree.

Questions? Call 888.596.2293 or email info@redtreeinv.com



Realized Gains/Losses
Medina City School District
US Bank Custodian Acct Ending x70982
From 08-01-22 Through 08-31-22

Open Date	Close Date	Quantity	Security	Cost Basis	Proceeds	Gain Or Loss	
						Short Term	Long Term
TOTAL GAINS						0.00	0.00
TOTAL LOSSES						0.00	0.00
						0.00	0.00
TOTAL REALIZED GAIN/LOSS		0.00				0.00	0.00

Disclosures:

RedTree's internal accounting system is used as the source of the market value of this account. Although obtained from a source believed to be reliable, we cannot guarantee its accuracy. You should review all account statements provided by the custodian and compare with the statements provided by RedTree.

Questions? Call 888.596.2293 or email info@redtreeinv.com

ENV# CEBMTTRFBBLJQWD_BBBBB
FIFTH THIRD SECURITIES, INC.
MD 1M0B2A
5050 KINGSLEY DRIVE
CINCINNATI, OH 45263

MEDINA CITY SCHOOLS
DAVID CHAMBERS
739 WEYMOUTH RD
MEDINA OH 44256



STATEMENT FOR THE PERIOD AUGUST 1, 2022 TO AUGUST 31, 2022

MEDINA CITY SCHOOLS - Corporation
Account Number: [REDACTED]

By the courtesy of:
Carter & Savage

For questions about your accounts:
In-State: 614 744 5496
National: 888 889 1025

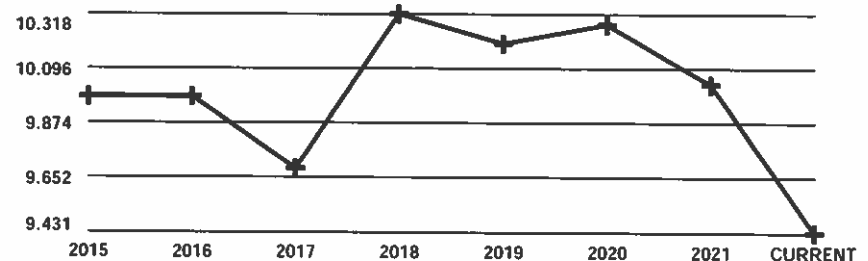
TOTAL VALUE OF YOUR PORTFOLIO	\$9,430,646.79
--------------------------------------	-----------------------

FOR YOUR INFORMATION

Fifth Third Securities, Inc. Investments offered through Fifth Third Securities, Inc., member
FINRA/SIPC

CHANGE IN VALUE OF YOUR PORTFOLIO

\$ millions



Change In Value Of Your Portfolio information can be found in Miscellaneous Footnotes at the end of this statement.

Fifth Third Securities, Inc.

MN_CEBMTTRFBBLJQWD_BBBBB 20220831

Account carried with National Financial Services LLC, Member
NYSE, SIPC

Statement for the Period August 1, 2022 to August 31, 2022

MEDINA CITY SCHOOLS - Corporation
Account Number: [REDACTED]



Account Overview

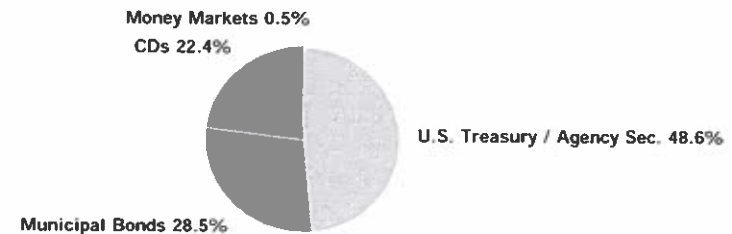
CHANGE IN ACCOUNT VALUE	Current Period	Year-to-Date
BEGINNING VALUE	\$9,560,893.51	\$10,031,983.03
Additions and Withdrawals	(\$14,247.75)	(\$77,949.00)
Misc. & Corporate Actions	\$0.00	\$0.00
Income	\$14,247.75	\$77,949.00
Taxes, Fees and Expenses	\$0.00	\$0.00
Change in Value	(\$130,246.72)	(\$601,336.24)
ENDING VALUE (AS OF 08/31/22)	\$9,430,646.79	\$9,430,646.79

Refer to Miscellaneous Footnotes for more information on Change in Value.

INCOME	Current Period	Year-to-Date
TAXABLE		
Taxable Dividends	\$55.13	\$192.19
Taxable Interest	\$14,192.62	\$58,381.81
TOTAL TAXABLE	\$14,247.75	\$58,574.00
NON-TAXABLE		
Muni Tax Exempt Interest	\$0.00	\$19,375.00
TOTAL NON-TAXABLE	\$0.00	\$19,375.00
TOTAL INCOME	\$14,247.75	\$77,949.00

Taxable income is determined based on information available to NFS at the time the statement was prepared, and is subject to change. Final information on taxation of interest and dividends is available on Form 1099-Div, which is mailed in February of the subsequent year.

ACCOUNT ALLOCATION



	Percent	Prior Period	Current Period
Money Markets	0.5 %	\$43,279.70	\$43,279.70
CDs	22.4	\$2,111,450.06	\$2,113,142.44
Municipal Bonds	28.5	\$2,732,602.25	\$2,690,894.15
U.S. Treasury / Agency Sec.	48.6	\$4,673,561.50	\$4,583,330.50
TOTAL	100.0 %	\$9,560,893.51	\$9,430,646.79

Account Allocation shows the percentage that each asset class represents of your total account value. Account Allocation for equities, fixed income, and other categories may include mutual funds and may be net of short positions. NFS has made assumptions concerning how certain mutual funds are allocated. Closed-end mutual funds and Exchange Traded Products (ETPs) listed on an exchange may be included in the equity allocation. The chart may not reflect your actual portfolio allocation. Consult your broker/dealer prior to making investment decisions.

Statement for the Period August 1, 2022 to August 31, 2022

MEDINA CITY SCHOOLS - Corporation

Account Number: [REDACTED]



Account Overview *continued*

MESSAGES AND ALERTS

Customers wishing to learn more about their investment professional can contact the FINRA BrokerCheck Hotline Number at 1-800-289-9999 or visit the FINRA Regulation website www.finra.org. Customers can also obtain an investor brochure that includes information describing the FINRA BrokerCheck program by contacting Brokerage Operations 1-888-889-1025.

Customers wishing to learn more about how an order is routed or executed should notify their investment professional in writing. Pursuant to SEC rules, customers can request details on the identity of the venue to which their orders were routed for execution. A written report will be furnished upon request. To learn more about how your order is routed online, please visit <https://www.53.com/investments>.

Please note that the FDIC insured deposit at Fifth Third Bank under the Fifth Third BD Program is not covered by SIPC. The FDIC insured deposit is eligible for FDIC insurance subject to FDIC coverage limits at the time funds are deposited at Fifth Third Bank. As referenced in the Fifth Third BD Program disclosure document, clients are responsible for monitoring their total assets at Fifth Third Bank to determine the extent of available FDIC coverage.

Fifth Third Securities reminds you to please promptly report any inaccuracies or discrepancies in your account to Brokerage Operations by calling 1-888-889-1025. Please reconfirm any oral communications in writing to your investment professional to further protect your rights under the Securities Investor Protection Act (SIPA). Visit [53.com/FTSdisclosure](https://www.53.com/FTSdisclosure) to find important disclosures for retail investors, which includes information on the services our firm offers, fees, costs, and conflicts of interest.

Statement for the Period August 1, 2022 to August 31, 2022

MEDINA CITY SCHOOLS - Corporation
Account Number: [REDACTED]



Holdings

NFS provided cost basis, realized gain (loss) and holding period information may not reflect all adjustments necessary for tax purposes. Please refer to Footnotes and Cost Basis Information at the end of this statement for more information.

For additional information regarding your holdings, please refer to the footnotes at the end of the statement.

Client Investment - Reflects the amount from share purchases, transfers and conversions that have customer or third party provided cost basis. The amount does not reflect all account activity, including, but not limited to shares acquired via certain corporate actions, gifted/inherited, date of death step-up, or dividend reinvestments. The amount may fluctuate over time based on activity within the account due to buying, transferring or converting additional shares or selling all or part of a security. Transfers or conversions that do not have cost basis will not be reflected in the Client Investment amount. The reflected Client Investment amount does not represent your cost basis reported on IRS Form 1099-B, as it is a separate calculation.

CASH AND CASH EQUIVALENTS - 0.46% of Total Account Value

Description	Symbol/Cusip Account Type	Quantity	Price on 08/31/22	Current Market Value	Estimated Annual Income
Money Markets					
FEDERATED HERMES GOVT OBLIGATIONS IS 7 DAY YIELD 2.10% Dividend Option Cash Capital Gain Option Cash	GOIXX CASH	43,279.7	\$1.00	\$43,279.70	
Total Cash and Cash Equivalents				\$43,279.70	

Fifth Third Securities, Inc.

MN_CEBMTTRFBBLJQWD_BBBBB 20220831

Account carried with National Financial Services L.L.C. Member
NYSE, SIPC

Statement for the Period August 1, 2022 to August 31, 2022

MEDINA CITY SCHOOLS - Corporation
Account Number: [REDACTED]



HOLDINGS > FIXED INCOME - 99.54% of Total Account Value

For an explanation of fixed income pricing, please see the last page. Redemption schedule(s), bond rating(s), and other information are provided where available. If information does not appear regarding a particular investment, it is not available. The ratings on this statement are provided by Standard & Poor's and/or Moody's to rate the quality based on the respective rating agency's assessment. Ratings information from Standard & Poor's ("S&P") may not be reproduced. S&P credit ratings are statements of opinion and are not statements of fact or recommendations to purchase, hold, or sell securities, nor do they address the suitability of securities for investment purposes, and should not be relied on as investment advice. S&P does not guarantee the accuracy, completeness, timeliness or availability of any information, including ratings, and is not responsible for errors or omissions (negligent or otherwise). S&P gives no express or implied warranties, including but not limited to any warranties of merchantability or fitness for a particular purpose or use. S&P shall not be liable for any direct, indirect, incidental, exemplary, compensatory, punitive, special or consequential damages, costs, expenses, legal fees, or losses (including lost income or profits and opportunity costs) in connection with any use of ratings.

Description	Symbol/Cusip Account Type	Quantity	Estimated Price on 08/31/22	Estimated Current Market Value	Estimated Annual Income	Original/Adjusted Cost Basis	Unrealized Gain (Loss)
CDs							
Certificates of Deposit (CDs), including Market Indexed CDs and Market Linked CDs (collectively, MCDs) are generally shown at estimated market prices based upon a matrix or model pricing method that may not represent the actual price if sold prior to maturity. However, CDs and MCDs may be shown at face value for up to seven calendar days from date of issue if estimated market prices have not been received from a third party pricing vendor. The actual value of CDs and MCDs may be different from their purchase price. CDs and MCDs are subject to interest rate risk. The estimated market price reflected for MCDs may not be based on the actual closing value of the linked market index on the final maturity date and the market value of MCDs may not correspond directly to increases or decreases in the underlying linked market index. You may sell CDs or MCDs in the secondary market subject to market conditions. The secondary market for CDs and MCDs is generally illiquid. If sold prior to maturity, the value of MCDs may be less than the purchase amount or face value. The sale or redemption of any fixed income security prior to maturity may result in a substantial gain or loss, and an early withdrawal penalty may apply. Certain MCDs may only be redeemed on pre-specified liquidation dates and may have call features that allow the issuer to call the MCD prior to maturity. Certain Step Rate CDs are also subject to reinvestment risk if call provisions are exercised by the issuer and if a CD with a comparable rate is not available.							
See sales materials or contact your broker/dealer for additional information.							
WELLS FARGO NATL BK WEST LAS V CD 1.85000% 12/30/2022 FDIC INSURED CPN PMT MONTHLY Next Interest Payable: 09/30/22 Estimated Yield 1.85% Accrued Interest \$24.84 Average Unit Cost \$1.00 Client Investment \$245,000.00 Adjusted Cost Basis	949495AF2 CASH	245,000	\$0.99743	\$244,370.35	\$4,532.50	\$245,000.00	
						\$245,000.00	D (\$629.65)
EVERGREEN BK GROUP ILL CD 1.05000% 04/17/2023 FDIC INSURED CPN PMT MONTHLY Next Interest Payable: 09/15/22 Estimated Yield 1.06% Accrued Interest \$112.48 Average Unit Cost \$1.00 Client Investment \$230,000.00 Adjusted Cost Basis	300185JK2 CASH	230,000	\$0.98832	\$227,313.60	\$2,415.00	\$230,000.00	
						\$230,000.00	D (\$2,686.40)
FIRST SOURCE BK SOUTH BEND IND CD 1.35000% 08/03/2023 FDIC INSURED CPN PMT MONTHLY Next Interest Payable: 09/03/22	33646CMB7 CASH	217,000	\$0.98406	\$213,541.02	\$2,929.50	\$217,000.00	

Fifth Third Securities, Inc.

Account carried with National Financial Services LLC, Member
NYSE, SIPC

MN_CEBMTTRFBBLJQWD_BBBBB 20220831

Statement for the Period August 1, 2022 to August 31, 2022

MEDINA CITY SCHOOLS - Corporation

Account Number: [REDACTED]



**Fifth Third
Securities**

HOLDINGS > FIXED INCOME *continued*

Description	Symbol/Cusip Account Type	Quantity	Estimated Price on 08/31/22	Estimated Current Market Value	Estimated Annual Income	Original/Adjusted Cost Basis	Unrealized Gain (Loss)
FIRST SOURCE BK SOUTH BEND IND CD	33646CMB7	<i>continued</i>					
Estimated Yield 1.37%							
Accrued Interest \$232.75							
Average Unit Cost \$1.00							
Client Investment \$217,000.00							
Adjusted Cost Basis						\$217,000.00 D	(\$3,458.98)
NEW YORK COMMUNITY BANK CD 0.30000%	649447UHO	249,000	\$0.96359	\$239,933.91	\$747.00	\$249,000.00	
12/11/2023 FDIC INSURED	CASH						
CPN PMT SEMI-ANNUAL							
ON JUN 11, DEC 11							
Next Interest Payable: 12/11/22							
Estimated Yield 0.31%							
Accrued Interest \$167.82							
Average Unit Cost \$1.00							
Client Investment \$249,000.00							
Adjusted Cost Basis						\$249,000.00 D	(\$9,066.09)
MORGAN STANLEY BK N A CD 0.35000%	61765QQ28	249,000	\$0.96259	\$239,684.91	\$871.50	\$249,000.00	
01/08/2024 FDIC INSURED	CASH						
CPN PMT QUARTERLY							
ON OCT 08, JAN 08, APR 08, JUL 08							
Next Interest Payable: 10/08/22							
STEP COUPON							
RESET FREQUENCY TERM MODE							
NEXT RESET 07/08/2023 @ 0.50000							
Estimated Yield 0.36%							
Accrued Interest \$128.93							
Average Unit Cost \$1.00							
Client Investment \$249,000.00							
Adjusted Cost Basis						\$249,000.00 D	(\$9,315.09)
CFBANK FAIRLAWN OH CD 2.80000%	15721UCY3	235,000	\$0.99279	\$233,305.65	\$6,580.00	\$235,000.00	
03/15/2024 FDIC INSURED	CASH						
CPN PMT MONTHLY							
Next Interest Payable: 09/15/22							
Estimated Yield 2.82%							
Accrued Interest \$306.47							
Average Unit Cost \$1.00							
Client Investment \$235,000.00							
Adjusted Cost Basis						\$235,000.00 D	(\$1,694.35)

Fifth Third Securities, Inc.

Account carried with National Financial Services LLC, Member
NYSE, SIPC

MN_CEBMTTRFBBLJQWD_BBBBB 20220831

Statement for the Period August 1, 2022 to August 31, 2022

MEDINA CITY SCHOOLS - Corporation
Account Number: [REDACTED]



HOLDINGS > FIXED INCOME *continued*

Description	Symbol/Cusip Account Type	Quantity	Estimated Price on 08/31/22	Estimated Current Market Value	Estimated Annual Income	Original/Adjusted Cost Basis	Unrealized Gain (Loss)
FIRST ST BK BUXTON ND CD 2.40000% 05/30/2024 FDIC INSURED CPN PMT MONTHLY Next Interest Payable: 09/30/22 Estimated Yield 2.43% Accrued Interest \$32.22 Average Unit Cost \$1.00 Client Investment \$245,000.00 Adjusted Cost Basis	31860PAL2 CASH	245,000	\$0.98422	\$241,133.90	\$5,880.00	\$245,000.00	
						\$245,000.00	D (\$3,866.10)
STATE BK REESEVILLE WIS CD 2.25000% 06/28/2024 FDIC INSURED CPN PMT MONTHLY Next Interest Payable: 09/28/22 Estimated Yield 2.29% Accrued Interest \$59.18 Average Unit Cost \$1.00 Client Investment \$240,000.00 Adjusted Cost Basis	856487AX1 CASH	240,000	\$0.98055	\$235,332.00	\$5,400.00	\$240,000.00	
						\$240,000.00	D (\$4,668.00)
RAYMOND JAMES BK NATL ASSN CD 2.00000% 08/23/2024 FDIC INSURED CPN PMT SEMI-ANNUAL ON FEB 23, AUG 23 Next Interest Payable: 02/23/23 Estimated Yield 2.05% Accrued Interest \$120.82 Average Unit Cost \$1.00 Client Investment \$245,000.00 Adjusted Cost Basis	75472RAE1 CASH	245,000	\$0.97358	\$238,527.10	\$4,900.00	\$245,000.00	
						\$245,000.00	D (\$6,472.90)
Total CDs		2,155,000		\$2,113,142.44	\$34,255.50	\$2,155,000.00	
							(\$41,857.56)
Municipal Bonds							
WASHINGTON OHIO LOC SCH DIST LUCAS CNTY 05.00000% 12/01/2022 FACS CONSTR IMPT GO UNLTD TAX BDS SER. 2020 A OH SCH DST CR ENH PG UNLIMITED GEN OBLIG MOODY'S Aa2 CPN PMT SEMI-ANNUAL	939483FM0 CASH	775,000	\$100.659	\$780,107.25	\$38,750.00	\$835,054.75	

Fifth Third Securities, Inc.

Account carried with National Financial Services LLC, Member
NYSE, SIPC

MN_CEBMTTRFBBLJQWD_BBBBB 20220831

Statement for the Period August 1, 2022 to August 31, 2022

MEDINA CITY SCHOOLS - Corporation
Account Number: [REDACTED]



HOLDINGS > FIXED INCOME *continued*

Description	Symbol/Cusip Account Type	Quantity	Estimated Price on 08/31/22	Estimated Current Market Value	Estimated Annual Income	Original/Adjusted Cost Basis	Unrealized Gain (Loss)
WASHINGTON OHIO LOC SCH DIST LUCAS CNTY	939483FM0	continued					
ON DEC 01, JUN 01							
Next Interest Payable: 12/01/22							
Accrued Interest \$9687.50							
Average Unit Cost \$100.74							
Client Investment \$835,054.75							
Adjusted Cost Basis						\$780,748.90	D (\$641.65)
YTD Amortized Premium	\$11,383.78 E						
COLUMBUS OHIO ST CMNTY COLLEGE 00.56700%	19954VAJ6	460,000	\$93.274	\$429,060.40	\$2,608.20	\$453,645.40	
12/01/2024 TAXABLE FACS CONSTR IMPT GO	CASH						
UNLTD TAX BDS SER. 2020 B							
UNLIMITED GEN OBLIG							
MOODY'S Aa1 /S&P AA							
CPN PMT SEMI-ANNUAL							
ON JUN 01, DEC 01							
Next Interest Payable: 12/01/22							
Accrued Interest \$652.05							
Average Unit Cost \$98.62							
Client Investment \$453,645.40							
Adjusted Cost Basis						\$453,645.40	D (\$24,585.00)
Unrealized Market Discount Income	\$1,125.35 Q						
CENTERVILLE OHIO CITY SCH DIST 00.81900%	152239JX8	250,000	\$91.009	\$227,522.50	\$2,047.50	\$250,772.50	
12/01/2025 TAXABLE UNLTD TAX GO IMPT REF	CASH						
BDS SER. 2020							
UNLIMITED GEN OBLIG							
MOODY'S Aa1							
CPN PMT SEMI-ANNUAL							
ON DEC 01, JUN 01							
Next Interest Payable: 12/01/22							
Accrued Interest \$511.88							
Average Unit Cost \$100.22							
Client Investment \$250,772.50							
Adjusted Cost Basis						\$250,552.42	D (\$23,029.92)
YTD Amortized Premium	\$83.66 E						
FRANKLIN CNTY OHIO TAXABLE GO LTD TAX	3531727W3	1,400,000	\$89.586	\$1,254,204.00	\$11,900.00	\$1,400,000.00	
00.85000% 06/01/2026 VAR PURP REF BDS	CASH						
SER. 2021 B							
LIMITED GEN OBLIG							
MOODY'S Aaa /S&P AAA							

Fifth Third Securities, Inc.

Account carried with National Financial Services LLC, Member
NYSE, SIPC

MN_CEBMTTRFBBLJQWD_BBBBB 20220831

Statement for the Period August 1, 2022 to August 31, 2022

MEDINA CITY SCHOOLS - Corporation
Account Number: [REDACTED]



HOLDINGS > FIXED INCOME *continued*

Description	Symbol/Cusip Account Type	Quantity	Estimated Price on 08/31/22	Estimated Current Market Value	Estimated Annual Income	Original/Adjusted Cost Basis	Unrealized Gain (Loss)
FRANKLIN CNTY OHIO TAXABLE GO LTD TAX CPN PMT SEMI-ANNUAL ON DEC 01, JUN 01 Next Interest Payable: 12/01/22 Accrued Interest \$2975.00 Average Unit Cost \$100.00 Client Investment \$1,400,000.00 Adjusted Cost Basis	3531727W3	<i>continued</i>				\$1,400,000.00 D	(\$145,796.00)
Total Municipal Bonds		2,885,000		\$2,690,894.15	\$55,305.70	\$2,884,946.72	(\$194,052.57)
U.S. Treasury / Agency Securities							
FEDERAL NATL MTG ASSN NOTE 0.42000% 11/18/2024 MOODY'S Aaa /S&P AA+ CPN PMT SEMI-ANNUAL ON MAY 18, NOV 18 Next Interest Payable: 11/18/22 CALLABLE ON 11/18/2022 @ 100.0000 Accrued Interest \$330.46 Average Unit Cost \$99.94 Client Investment \$274,835.00 Adjusted Cost Basis	3135G06E8 CASH	275,000	\$93.066	\$255,931.50	\$1,155.00	\$274,835.00 D	(\$18,903.50)
FEDERAL HOME LOAN BA SER HR-9025 1.15000% 02/18/2025 MOODY'S Aaa /S&P AA+ CPN PMT SEMI-ANNUAL ON AUG 18, FEB 18 Next Interest Payable: 02/18/23 CALLABLE ON 11/18/2022 @ 100.0000 STEP COUPON RESET FREQUENCY TERM MODE NEXT RESET 08/18/2023 @ 2.15000 Accrued Interest \$415.28 Average Unit Cost \$99.42 Client Investment \$994,230.00 Adjusted Cost Basis	3130AQRN5 CASH	1,000,000	\$95.151	\$951,510.00	\$11,500.00	\$994,230.00 D	(\$42,720.00)
FEDERAL FARM CR BKS BOND 0.53000% 07/29/2025	3133EMFC1 CASH	1,000,000	\$91.229	\$912,290.00	\$5,300.00	\$998,500.00	

Fifth Third Securities, Inc.

Account carried with National Financial Services LLC, Member
NYSE, SIPC

MN_CEBMTTRFBBLJQWD_BBBBB 20220831

Statement for the Period August 1, 2022 to August 31, 2022

MEDINA CITY SCHOOLS - Corporation
Account Number: [REDACTED]



HOLDINGS > FIXED INCOME *continued*

Description	Symbol/Cusip Account Type	Quantity	Estimated Price on 08/31/22	Estimated Current Market Value	Estimated Annual Income	Original/Adjusted Cost Basis	Unrealized Gain (Loss)
FEDERAL FARM CR BKS BOND 0.53000% MOODY'S Aaa /S&P AA+ CPN PMT SEMI-ANNUAL ON JAN 29, JUL 29 Next Interest Payable: 01/29/23 CONTINUOUSLY CALLABLE FROM 10/29/2021 CALLABLE ON 09/06/2022 @ 100.0000 Accrued Interest \$471.11 Average Unit Cost \$99.85 Client Investment \$998,500.00 Adjusted Cost Basis	3133EMFC1	<i>continued</i>				\$998,500.00 D	(\$86,210.00)
FEDERAL FARM CR BKS BOND 0.61000% 08/25/2025 MOODY'S Aaa /S&P AA+ CPN PMT SEMI-ANNUAL ON FEB 25, AUG 25 Next Interest Payable: 02/25/23 CONTINUOUSLY CALLABLE FROM 02/25/2021 CALLABLE ON 09/06/2022 @ 100.0000 Accrued Interest \$101.67 Average Unit Cost \$100.00 Client Investment \$1,000,000.00 Adjusted Cost Basis	3133EL4W1 CASH	1,000,000	\$91.233	\$912,330.00	\$6,100.00	\$1,000,000.00 D	(\$87,670.00)
FEDERAL HOME LOAN BA SER L7-2026 0.50000% 04/14/2026 MOODY'S Aaa /S&P AA+ CPN PMT SEMI-ANNUAL ON OCT 14, APR 14 Next Interest Payable: 10/14/22 CALLABLE ON 10/14/2022 @ 100.0000 STEP COUPON RESET FREQUENCY TERM MODE NEXT RESET 04/14/2023 Accrued Interest \$1902.78 Average Unit Cost \$100.00 Client Investment \$1,000,000.00 Adjusted Cost Basis	3130ALVT8 CASH	1,000,000	\$91.884	\$918,840.00	\$5,000.00	\$1,000,000.00 D	(\$81,160.00)
FEDERAL HOME LOAN BA SER TX-9026 0.65000% 09/30/2026	3130ANZM5 CASH	700,000	\$90.347	\$632,429.00	\$4,550.00	\$698,999.00	

Fifth Third Securities, Inc.

Account carried with National Financial Services LLC, Member
NYSE, SIPC

MN_CEBMTTRFBBLJQWD_BBBBB 20220831

Statement for the Period August 1, 2022 to August 31, 2022

MEDINA CITY SCHOOLS - Corporation
Account Number: [REDACTED]



HOLDINGS > FIXED INCOME *continued*

Description	Symbol/Cusip Account Type	Quantity	Estimated Price on 08/31/22	Estimated Current Market Value	Estimated Annual Income	Original/Adjusted Cost Basis	Unrealized Gain (Loss)
FEDERAL HOME LOAN BA SER TX-9026	3130ANZM5	<i>continued</i>					
MOODY'S Aaa /S&P AA+							
CPN PMT SEMI-ANNUAL							
ON MAR 30, SEP 30							
Next Interest Payable: 09/30/22							
CALLABLE ON 09/30/2022 @ 100.0000							
STEP COUPON							
RESET FREQUENCY TERM MODE							
NEXT RESET 09/30/2022 @ 0.70000							
Accrued Interest \$1895.83							
Average Unit Cost \$99.86							
Client Investment \$698,999.00							
Adjusted Cost Basis						\$698,999.00 D	(\$66,570.00)
Total U.S. Treasury / Agency Securities		4,975,000		\$4,583,330.50	\$33,605.00	\$4,966,564.00	(\$383,233.50)
Total Fixed Income		10,015,000		\$9,387,367.09	\$123,166.20	\$10,006,510.72	(\$619,143.63)
Total Fixed Income Client Investment	\$10,061,036.65						
Total Securities				\$9,387,367.09	\$123,166.20	\$10,006,510.72	(\$619,143.63)
TOTAL PORTFOLIO VALUE				\$9,430,646.79	\$123,166.20	\$10,006,510.72	(\$619,143.63)
TOTAL CLIENT INVESTMENT	\$10,061,036.65						

Fifth Third Securities, Inc.

MN_CEBMTTRFBBLJQWD_BBBBB 20220831

Account carried with National Financial Services LLC, Member
NYSE, SIPC

Statement for the Period August 1, 2022 to August 31, 2022

MEDINA CITY SCHOOLS - Corporation
Account Number: [REDACTED]



Activity

NFS-provided cost basis, realized gain (loss) and holding period information may not reflect all adjustments necessary for tax purposes. Please refer to Footnotes and Cost Basis Information at the end of this statement for more information.

CORE FUND ACTIVITY

For more information about the operation of your core account, please refer to your Customer Agreement.

Settlement Date	Account Type	Transaction	Description	Quantity	Amount
08/01/22	CASH	YOU BOUGHT	FEDERATED HERMES GOVT OBLIGATIONS IS @ 1	910.95	(\$910.95)
08/15/22	CASH	YOU BOUGHT	FEDERATED HERMES GOVT OBLIGATIONS IS @ 1	763.96	(\$763.96)
08/18/22	CASH	YOU BOUGHT	FEDERATED HERMES GOVT OBLIGATIONS IS @ 1	5,750	(\$5,750.00)
08/23/22	CASH	YOU BOUGHT	FEDERATED HERMES GOVT OBLIGATIONS IS @ 1	2,429.86	(\$2,429.86)
08/25/22	CASH	YOU BOUGHT	FEDERATED HERMES GOVT OBLIGATIONS IS @ 1	3,050	(\$3,050.00)
08/29/22	CASH	YOU BOUGHT	FEDERATED HERMES GOVT OBLIGATIONS IS @ 1	458.63	(\$458.63)
08/30/22	CASH	YOU BOUGHT	FEDERATED HERMES GOVT OBLIGATIONS IS @ 1	884.35	(\$884.35)
08/31/22	CASH	YOU SOLD	FEDERATED HERMES GOVT OBLIGATIONS IS @ 1	(14,247.75)	\$14,247.75
TOTAL CORE FUND ACTIVITY					\$0.00

Fifth Third Securities, Inc.

MN_CEBMTTRFBBLJQWD_BBBBB 20220831

Account carried with National Financial Services LLC, Member
NYSE, SIPC

Statement for the Period August 1, 2022 to August 31, 2022

MEDINA CITY SCHOOLS - Corporation

Account Number: [REDACTED]



**Fifth Third
Securities**

ACTIVITY > ADDITIONS AND WITHDRAWALS > OTHER ADDITIONS AND WITHDRAWALS

Date	Account Type	Transaction	Description	Quantity	Amount
Other Additions and Withdrawals					
08/31/22	CASH	WIRE TRANS TO BANK	WD67209893 THE HUNTINGTON NATIONAL BANK [REDACTED]		(\$14,247.75)
Total Other Additions and Withdrawals					(\$14,247.75)
TOTAL ADDITIONS AND WITHDRAWALS					(\$14,247.75)

ACTIVITY > INCOME > TAXABLE INCOME

Settlement Date	Account Type	Transaction	Description	Quantity	Amount
Taxable Dividends					
07/29/22	CASH	DIVIDEND RECEIVED	FEDERATED HERMES GOVT OBLIGATIONS IS DIVIDEND RECEIVED		\$55.13
Total Taxable Dividends					\$55.13
Taxable Interest					
07/30/22	CASH	INTEREST	FIRST ST BK BUXTON ND CD 2.40000% 05/30/2024		\$483.29
07/30/22	CASH	INTEREST	WELLS FARGO NATL BK WEST LAS V CD 1.85000% 12/30/2022		\$372.53
08/15/22	CASH	INTEREST	CFBANK FAIRLAWN OH CD 2.80000% 03/15/2024		\$558.85
08/15/22	CASH	INTEREST	EVERGREEN BK GROUP ILL CD 1.05000% 04/17/2023		\$205.11
08/18/22	CASH	INTEREST	FEDERAL HOME LOAN BA SER HR-9025 1.15000% 02/18/2025		\$5,750.00
08/23/22	CASH	INTEREST	RAYMOND JAMES BK NATL ASSN CD 2.00000% 08/23/2024		\$2,429.86
08/25/22	CASH	INTEREST	FEDERAL FARM CR BKS BOND 0.61000% 08/25/2025		\$3,050.00

Fifth Third Securities, Inc.

Account carried with National Financial Services LLC, Member
NYSE, SIPC

MN_CEBMTTRFBBLJQWD_BBBBB 20220831

Statement for the Period August 1, 2022 to August 31, 2022MEDINA CITY SCHOOLS - Corporation
Account Number: [REDACTED]**ACTIVITY > INCOME > TAXABLE INCOME** *continued*

Settlement Date	Account Type	Transaction	Description	Quantity	Amount
08/28/22	CASH	INTEREST	STATE BK REESEVILLE WIS CD 2.25000% 06/28/2024		\$458.63
08/30/22	CASH	INTEREST	FIRST ST BK BUXTON ND CD 2.40000% 05/30/2024		\$499.40
08/30/22	CASH	INTEREST	WELLS FARGO NATL BK WEST LAS V CD 1.85000% 12/30/2022		\$384.95
Total Taxable Interest					\$14,192.62
Total Taxable Income					\$14,247.75
TOTAL INCOME					\$14,247.75

Footnotes and Cost Basis Information

Amortization, accretion and similar adjustments to cost basis have been provided for many fixed income securities (and some bond-like equities), however, they are not provided for certain types, such as short-term instruments, Unit Investment Trusts, foreign fixed income securities, or those that are subject to early prepayment of principal (pay downs). Where current year premium or acquisition premium amortization is provided, the prior years' cumulative amortization is reflected in the adjusted cost basis, but we cannot provide a breakdown or the total of such prior amortization amounts.

NFS is required to report certain cost basis and related information to the IRS on the Form 1099-B. Your official 1099-B forms for certain transactions will reflect which lots have been sold for tax purposes. To apply a specific identification cost basis method to 1099-B reporting, appropriate instructions must be on file with NFS or be received by NFS before the trade has settled. Absent such instructions, NFS determines cost basis at the time of sale based on its default methods of average cost for open-end mutual funds and first-in, first-out (FIFO) for all other (including ETFs) unless your broker dealer has elected to use another default method. NFS applies FIFO (or other disposal method, if applicable) based on its records, which may be different from yours. For transactions that are not subject to 1099-B cost basis reporting, you should refer to your trade confirmations and other applicable records to determine which lots were considered sold for tax purposes.

While NFS must meet IRS requirements with respect to certain information required to be reported to the IRS, NFS-provided cost basis, realized gain and loss, and holding period information may not reflect all adjustments necessary for your tax reporting purposes. NFS makes no warranties with respect to and specifically disclaims any liability arising out of a customer's use of, or any tax position taken in reliance upon, such information.

For investments in partnerships, NFS does not make any adjustments to cost basis information as the calculation of basis in such investments requires supplemental information from the partnership on its income and distributions during the period you held your investment. Partnerships usually provide this additional information on a Form K-1 issued by April 15th of the following year.

Consult your tax advisor for further information.

Cost basis and gain/loss information is provided as a service to corporate accounts. The information listed in the year-to-date gain/loss summary section is based on a calendar year (January - December). If your business/entity has a fiscal year end other than December 31st for tax purposes, the year-to-date information will not apply. If you have questions about your tax situation, consult your tax advisor.

Fifth Third Securities, Inc.

MN_CEBMTTRFBBLJQWD_BBBBB 20220831

Account carried with National Financial Services LLC, Member
NYSE, SIPC

Brokerage

Account Statement

September 1, 2022 - September 30, 2022

Account Number: [REDACTED]

MEDINA CITY SCHOOLS
739 WEYMOUTH RD
MEDINA OH 44256-2037

Portfolio at a Glance

	This Period
BEGINNING ACCOUNT VALUE	\$14,759,729.13
Deposits (Cash & Securities)	992,071.34
Withdrawals (Cash & Securities)	-260,239.13
Dividends, Interest and Other Income	20,018.89
Net Change in Portfolio¹	-185,910.57
ENDING ACCOUNT VALUE	\$15,325,669.66
Estimated Annual Income	\$216,857.00

¹ Net Change in Portfolio is the difference between the ending account value and beginning account value after activity.

Asset Summary

Percent	Asset Type	Last Period	This Period
1%	Cash, Money Funds, and Bank Deposits	346.81	8,126.57
99%	Fixed Income	14,759,382.32	15,317,543.09
100%	Account Total	\$14,759,729.13	\$15,325,669.66

Please review your allocation periodically with your Account Executive.

Client Service Information

Your Account Executive: **ATT**
ANDREW CARDINALI

Contact Information

E-Mail: customerservice@mbssecurities.com

Client Service Information

Service Hours: Weekdays 09:00 a.m. - 05:00 p.m. (EST)

Client Service Telephone Number: (800) 967-9045

Web Site: WWW.MBSSECURITIES.COM

Your Account Information

INVESTMENT OBJECTIVE

Investment Objective: NONE SPECIFIED

Please discuss your investment objective with your Account Executive.

TAX LOT DEFAULT DISPOSITION METHOD

Default Method for Mutual Funds:

First In First Out

Default Method for Stocks in a Dividend Reinvestment Plan:

First In First Out

Default Method for all Other Securities:

First In First Out

BOND AMORTIZATION ELECTIONS

Amortize premium on taxable bonds based on Constant Yield Method: Yes

Accrual market discount method for all other bond types:

Constant Yield Method

Include market discount in income annually:

No

ELECTRONIC DELIVERY

Your electronic delivery selections for account communications are listed below:

Electronic Delivery

Enrollment Communication

- ☒ Statements and Reports
- ☒ Trade Confirmations
- ☒ Tax Documents
- ☒ Notifications
- ☒ Prospectus
- ☒ Proxy/Shareholder Communications

You have not enrolled any of the above documents for electronic delivery. Please log in to your account or contact your Account Executive to make any changes to your electronic delivery preferences.

Income and Expense Summary

	Current Period		Year-to-Date	
	Taxable	Non Taxable	Taxable	Non Taxable
Interest Income				
Bond Interest	20,018.89	0.00	41,023.04	0.00
Other Interest	0.00	0.00	44,189.64	0.00
Total Income	\$20,018.89	\$0.00	\$85,212.68	\$0.00

Accrued Interest Summary

	Current Period		Year-to-Date	
	Taxable	Non Taxable	Taxable	Non Taxable
Accrued Interest Paid				
Certificates of Deposit	-71.34	0.00	-185.15	0.00
Total Accrued Interest Paid	-\$71.34	\$0.00	-\$185.15	\$0.00

**MBS MULTI-BANK SECURITIES, INC.***1000 Town Center, Suite 2500
Southfield, MI 48075
(800) 967-9645

Member of FINRA & SIPC, MSRB Registered.

September 1, 2022 - September 30, 2022
MEDINA CITY SCHOOLS**Portfolio Holdings**

Description	Quantity	Opening Balance	Closing Balance	Accrued Income	30-Day Yield
CASH, MONEY FUNDS AND BANK DEPOSITS 1.00% of Portfolio					
Cash Balance		346.81	8,126.57		
TOTAL CASH, MONEY FUNDS AND BANK DEPOSITS		\$346.81	\$8,126.57	\$0.00	

Description	Quantity	Market Price	Market Value	Accrued Interest	Estimated Annual Income	Estimated Yield
FIXED INCOME 99.00% of Portfolio (In Maturity Date Sequence)						
Certificates of Deposit						
1SYNOVUS BK COLUMBUS GA CTF DEP 1.400% 10/17/22 B/E DTD 04/17/20 ACT/365 1ST CPN DTE 10/17/20 Security Identifier: 87164DRV4	248,000.0000	99.9280	247,821.44	1,579.05	3,472.00	1.40%
SALLIE MAE BK SALT LAKE CITY UT CTF DEP 2.650% 01/31/23 DTD 01/31/18 ACT/365 1ST CPN DTE 07/31/18 Security Identifier: 795450J71	246,000.0000	99.7010	245,264.46	1,089.48	6,519.00	2.65%
EAGLEBANK BETHESDA MD CTF DEP 1.650% 03/06/23 DTD 03/06/20 ACT/365 1ST CPN DTE 04/06/20 Security Identifier: 27002YEV4	248,000.0000	99.1000	245,768.00	269.06	4,092.00	1.66%
LIVE OAK BKG CO WILMINGTON N C CTF DEP 1.550% 03/06/23 DTD 03/06/20 ACT/365 Security Identifier: 538036JZ8	100,000.0000	99.0570	99,057.00	123.15	1,550.00	1.56%
BANKUNITED NATL ASSN MIAMI LAKES FL CTF DEP 0.250% 03/20/23 B/E DTD 03/19/21 ACT/365 Security Identifier: 066519QQ5	248,000.0000	98.3230	243,841.04	18.68	620.00	0.25%
MAINSTREET BK FAIRFAX VA CTF DEP ACT/365 0.200% 03/29/23 B/E DTD 03/29/21 ACT/365 Security Identifier: 56065GAL2	248,000.0000	98.1810	243,488.88	1.36	496.00	0.20%
AMERICAN EXPRESS NATL BK BROKERED INTL CTF DEP PROGRAM INSTL CTF DEP 1.450% 03/31/23 B/E DTD 03/31/20 Security Identifier: 02589AB50	248,000.0000	98.7850	244,986.80	0.00	3,596.00	1.46%
BANK LEUMI USA NEW YORK N Y CTF DEP 1.450% 03/31/23 B/E DTD 03/31/20 ACT/365 1ST CPN DTE 09/30/20 Security Identifier: 063248KR8	248,000.0000	98.7850	244,986.80	0.00	3,596.00	1.46%
NORTHSTAR BK BAD AXE MICH CTF DEP 1.150% 03/31/23 B/E DTD 03/31/20 ACT/365 1ST CPN DTE 04/30/20 Security Identifier: 66704MEQ0	248,000.0000	98.6330	244,609.84	0.00	2,852.00	1.16%



Portfolio Holdings (continued)

Description	Quantity	Market Price	Market Value	Accrued Interest	Estimated Annual Income	Estimated Yield
FIXED INCOME (continued)						
Certificates of Deposit (continued)						
WEBBANK SALT LAKE CITY UTAH CTF DEP 0.200% 05/01/23 B/E DTD 04/30/21 ACT/365 CALLABLE 09/30/22 Security Identifier: 947547MS1	246,000.0000	97.8700	240,760.20	206.24	492.00	0.20%
M Y SAFRA BK FSB NEW YORK N Y CTF DEP 0.250% 05/26/23 B/E DTD 11/27/20 ACT/365 CALLABLE 11/27/22 Security Identifier: 55406JBL5	248,000.0000	97.6280	242,117.44	214.03	620.00	0.25%
HINGHAM INSTN SVGS MASS CTF DEP 0.200% 06/28/23 B/E DTD 06/28/21 ACT/365 1ST CPN DTE 12/28/21 Security Identifier: 433323EA6	248,000.0000	97.2770	241,246.96	127.74	496.00	0.20%
WEX BK MIDVALE UTAH CTF DEP 0.250% 06/30/23 B/E DTD 06/30/21 ACT/365 1ST CPN DTE 12/30/21 Security Identifier: 92937CKM9	248,000.0000	97.2900	241,279.20	156.27	620.00	0.25%
INDUSTRIAL & COML BK CHINA USA NATL ASSN N Y 0.250% 07/21/23 B/E DTD 07/22/21 ACT/365 Security Identifier: 45581ECL3	246,000.0000	97.0270	238,686.42	117.95	615.00	0.25%
GOLDMAN SACHS BK USA NEW YORK CTF DEP 0.250% 08/07/23 DTD 05/05/21 ACT/365 CALLABLE 10/05/22 Security Identifier: 38149MWB5	246,000.0000	96.8400	238,226.40	42.12	615.00	0.25%
LIVE OAK BKG CO WILMINGTON N C CTF DEP 1.600% 09/06/23 DTD 03/06/20 ACT/365 Security Identifier: 538036KB9	147,000.0000	97.7190	143,646.93	186.87	2,352.00	1.63%
SYNCHRONY BK RETAIL CTF DEP FIDELITY INSTL CTF DEP 0.350% 09/11/23 DTD 09/10/21 ACT/365 Security Identifier: 87165FZV9	248,000.0000	96.5350	239,406.80	47.56	868.00	0.36%
BANK HAPOLIM B M NEW YORK BRH CTF DEP 0.300% 09/14/23 B/E DTD 09/14/20 ACT/365 1ST CPN DTE 03/14/21 Security Identifier: 06251A2E9	246,000.0000	96.4520	237,271.92	32.35	738.00	0.31%
JPMORGAN CHASE BK NA COLUMBUS OHIO CTF DEP 1.400% 09/29/23 B/E DTD 03/31/22 ACT/365 Security Identifier: 48128WMR3	248,000.0000	97.3100	241,328.80	0.00	3,472.00	1.43%
MORGAN STANLEY BK N A MKT LKD INSTL CTF DEP PROGRAM 1.400% 09/29/23 B/E DTD 03/31/22 ACT/365 Security Identifier: 61773TDC4	248,000.0000	97.3360	241,393.28	9.51	3,472.00	1.43%
BANKWEST INC PIERRE S D CTF DEP 1.250% 10/24/23 B/E DTD 04/24/20 ACT/365 1ST CPN DTE 05/15/20 Security Identifier: 06652CHH7	248,000.0000	96.9690	240,483.12	127.40	3,100.00	1.28%
NEW YORK CMNTY BK WESTBURY NEW YORK CTF DEP 0.300% 11/09/23 B/E DTD 11/09/20 ACT/365 Security Identifier: 649447UE7	248,000.0000	95.8440	237,693.12	293.52	744.00	0.31%

September 1, 2022 - September 30, 2022
MEDINA CITY SCHOOLS

Portfolio Holdings (continued)

Description	Quantity	Market Price	Market Value	Accrued Interest	Estimated Annual Income	Estimated Yield
FIXED INCOME (continued)						
Certificates of Deposit (continued)						
UBS BK USA SALT LAKE CITY UT CTF DEP 2.550% 12/18/23 B/E DTD 06/16/22 ACT/365 1ST CPN DTE 07/16/22 Security Identifier: 90348J3V0	248,000.0000	98.0670	243,206.16	242.56	6,324.00	2.60%
BMW BK NORTH AMER SALT LAKE CITY UTAH CTF DEP 0.350% 01/16/24 DTD 07/16/21 ACT/365 Security Identifier: 05580AA95	246,000.0000	95.1850	234,155.10	179.28	861.00	0.36%
DELTA NATL BK & TR CO NEW YORK NY CTF DEP 1.200% 03/04/24 B/E DTD 03/31/20 ACT/365 Security Identifier: 24773RBN4	141,000.0000	95.8350	135,127.35	0.00	1,692.00	1.25%
THIRD FED SVGS & LN ASSN OF CLEVELAND CTF DEP 0.400% 03/15/24 B/E DTD 09/15/21 ACT/365 Security Identifier: 88413QDC9	245,000.0000	94.6440	231,877.80	40.27	980.00	0.42%
PREFERRED BK LOS ANGELES CALIF CTF DEP 1.100% 03/27/24 DTD 03/27/20 ACT/365 Security Identifier: 740367KG1	227,000.0000	95.4920	216,766.84	20.52	2,497.00	1.15%
NICOLET NATL BK GREENBAY WIS CTF DEP 4.000% 03/28/24 B/E DTD 09/28/22 ACT/365 1ST CPN DTE 10/28/22 Security Identifier: 654062KZ0	248,000.0000	99.6760	247,196.48	54.36	9,920.00	4.01%
SECURITY ST BK FARWELL TEX CTF DEP 0.400% 03/28/24 B/E DTD 03/31/21 ACT/365 CALLABLE 09/30/22 Security Identifier: 81500JBG7	248,000.0000	94.4560	234,250.88	0.00	992.00	0.42%
PACIFIC WESTN BK BEVERLY HILLS CALIF CTF DEP 1.300% 04/16/24 B/E DTD 04/16/20 ACT/365 Security Identifier: 69506YRH4	248,000.0000	95.6610	237,239.28	1,475.09	3,224.00	1.35%
DISCOVER BK GREENWOOD DEL CTF DEP 2.500% 04/29/24 B/E DTD 04/27/22 ACT/365 Security Identifier: 254673B62	248,000.0000	97.3700	241,477.60	2,649.86	6,200.00	2.56%
CENTERSTATE BK FLA NA WINTERHAVEN FL CTF DEP 1.050% 04/30/24 B/E DTD 04/30/20 ACT/365 Security Identifier: 15201QDH7	248,000.0000	95.1680	236,016.64	1,091.54	2,604.00	1.10%
BMO HARRIS BK NATL ASSN CHICAGO ILL CTF DEP 2.800% 06/10/24 B/E DTD 06/10/22 ACT/365 Security Identifier: 05600XFU9	248,000.0000	97.6390	242,144.72	2,130.76	6,944.00	2.86%

Portfolio Holdings (continued)

Description	Quantity	Market Price	Market Value	Accrued Interest	Estimated Annual Income	Estimated Yield
FIXED INCOME (continued)						
Certificates of Deposit (continued)						
LINCOLN SVGS BK REINBECK IOWA CTF DEP CT/365 0.600% 06/24/24 B/E DTD 06/24/20 ACT/365 Security Identifier: 534732AV4	248,000.0000	93.8960	232,862.08	24.46	1,488.00	0.63%
FIRST KEYSTONE CMNTY BK BERWICK PA CTF DEP 0.600% 06/28/24 B/E DTD 06/30/20 ACT/365 Security Identifier: 32065RAK1	248,000.0000	93.8430	232,730.64	0.00	1,488.00	0.63%
FLAGSTAR BK FSB TROY MICH CTF DEP 0.500% 07/17/24 B/E DTD 07/17/20 ACT/365 1ST CPN DTE 01/17/21 Security Identifier: 33847E3V7	248,000.0000	93.5250	231,942.00	254.79	1,240.00	0.53%
TOYOTA FINL SVGS BK HEND NV CTF DEP 0.600% 08/12/24 B/E DTD 08/12/21 ACT/365 1ST CPN DTE 02/12/22 Security Identifier: 89235MLG4	248,000.0000	93.4360	231,721.28	199.76	1,488.00	0.64%
PACIFIC PREMIER BK IRVINE CALIF CTF DEP 3.450% 09/09/24 B/E DTD 09/09/22 ACT/365 1ST CPN DTE 03/09/23 Security Identifier: 69478QGQ7	248,000.0000	98.4440	244,141.12	492.26	8,556.00	3.50%
INSTITUTION FOR SVGS IN NEWBURYPORT & ITS VIC MA CTF DEP 0.700% 10/28/24 B/E DTD 10/28/21 ACT/365 Security Identifier: 45780PBBO	249,000.0000	92.8490	231,194.01	9.55	1,743.00	0.75%
MAGNOLIA BK INC KY CTF DEP 0.400% 10/30/24 B/E DTD 10/30/20 ACT/365 CALLABLE 09/30/22 Security Identifier: 559582AK7	247,000.0000	92.2220	227,788.34	0.00	988.00	0.43%
CAPITAL ONE BK USA NATL ASSN GLEN ALLEN VA CTF DEP 0.700% 11/18/24 B/E DTD 11/17/21 ACT/365 Security Identifier: 14042TDV6	246,000.0000	92.7130	228,073.98	641.62	1,722.00	0.75%
CFG CMNTY BK LUTHERVILLE MD CTF DEP 3.400% 12/31/24 B/E DTD 07/22/22 ACT/365 Security Identifier: 12527CEX6	248,000.0000	98.0500	243,164.00	1,617.10	8,432.00	3.46%
BURKE & HERBERT BK & TR CO ALEXANDRIA VA CTF DEP 3.450% 02/05/25 B/E DTD 08/05/22 ACT/365 Security Identifier: 121331AN2	248,000.0000	98.0720	243,218.56	586.03	8,556.00	3.51%
COMMERCIAL BK WEST LIBERTY KY CTF DEP 1.100% 03/17/25 DTD 03/17/20 ACT/365 CALLABLE 10/17/22 Security Identifier: 201525AC6	248,000.0000	92.4820	229,355.36	97.16	2,728.00	1.18%
SAFRA NATL BK NEW YORK CTF DEP INSTL CTF DEP 2.000% 03/24/25 B/E DTD 03/23/22 ACT/365 Security Identifier: 78658RHM6	248,000.0000	94.5800	234,558.40	95.12	4,960.00	2.11%
BEAL BK PLANO TEX CTF DEP 2.600% 04/16/25 B/E DTD 04/20/22 ACT/365 1ST CPN DTE 10/20/22 Security Identifier: 07371AN74	246,000.0000	95.8710	235,842.66	2,856.30	6,396.00	2.71%

September 1, 2022 - September 30, 2022
MEDINA CITY SCHOOLS

Portfolio Holdings (continued)

Description	Quantity	Market Price	Market Value	Accrued Interest	Estimated Annual Income	Estimated Yield
FIXED INCOME (continued)						
Certificates of Deposit (continued)						
ALLY BK SANDY UTAH CTF DEP 2.950% 04/28/25 B/E DTD 04/28/22 ACT/365 CALLABLE 10/28/22 Security Identifier: 02007GQG1	246,000.0000	96.6730	237,815.58	3,081.74	7,257.00	3.05%
BARCLAYS BK DEL RETAIL CTF DEP 3A2 INSTL CTF DEP 3.050% 06/02/25 B/E DTD 06/02/22 ACT/365 Security Identifier: 06740KQS9	248,000.0000	96.7870	240,031.76	2,486.79	7,564.00	3.15%
STATE BK INDIA CHICAGO ILL CTF DEP 0.950% 07/10/25 B/E DTD 07/10/20 ACT/365 1ST CPN DTE 01/10/21 Security Identifier: 856283P26	246,000.0000	91.2030	224,359.38	525.02	2,337.00	1.04%
BANK BARODA NEW YORK BRH CTF DEP 0.650% 07/22/25 B/E DTD 07/22/20 ACT/365 1ST CPN DTE 01/22/21 Security Identifier: 06063HMT7	246,000.0000	90.3130	222,169.98	306.66	1,599.00	0.71%
GENERATIONS BK ROGERS ARK CTF DEP 3.400% 08/04/25 B/E DTD 08/03/22 ACT/365 CALLABLE 11/03/22 Security Identifier: 37149CAZ0	248,000.0000	97.4920	241,780.16	623.74	8,432.00	3.48%
CAPITAL ONE NATL ASSN MCLEAN VA CTF DEP 3.350% 08/11/25 B/E DTD 08/10/22 ACT/365 Security Identifier: 14042RTP6	248,000.0000	97.3410	241,405.68	1,160.84	8,308.00	3.44%
FIRST ST BK WINCHESTER OHIO CTF DEP 3.500% 09/16/25 B/E DTD 09/16/22 ACT/365 Security Identifier: 33650TAG5	248,000.0000	97.6560	242,186.88	332.93	8,680.00	3.58%
FIRST INTERNET BK FISHERS IND CTF DEP 4.000% 09/29/25 B/E DTD 09/28/22 ACT/365 1ST CPN DTE 10/28/22 Security Identifier: 32056GDQ0	248,000.0000	99.0190	245,567.12	54.36	9,920.00	4.03%
TEXAS EXCHANGE BK SSB CROWLEY CTF DEP 0.850% 11/14/25 B/E DTD 10/08/21 ACT/365 CALLABLE 10/08/22 Security Identifier: 88241TLZ1	248,000.0000	89.8020	222,708.96	127.06	2,108.00	0.94%
MORGAN STANLEY PRIVATE BK NATL ASSN INSTL CTF DEP PROGRAM 3.200% 11/28/25 B/E DTD 05/31/22 Security Identifier: 61768U4L8	248,000.0000	96.6090	239,590.32	43.48	7,936.00	3.31%
TIAA FSB JACKSONVILLE FLA CTF DEP 0.500% 02/12/26 B/E DTD 02/12/21 ACT/365 Security Identifier: 87270LDL4	246,000.0000	88.0360	216,568.56	165.12	1,230.00	0.56%

Portfolio Holdings (continued)

Description	Quantity	Market Price	Market Value	Accrued Interest	Estimated Annual Income	Estimated Yield
FIXED INCOME (continued)						
Certificates of Deposit (continued)						
ROLLSTONE BK & TR FITCHBURG MASS CTF DEP 3.550% 08/23/27 B/E DTD 08/22/22 ACT/365 Security Identifier: 77579AFG6	245,000.0000	96.1910	235,667.95	929.32	8,697.50	3.69%
Total Certificates of Deposit	13,977,000.0000		\$13,439,268.46	\$29,237.79	\$211,088.50	
U.S. Government Bonds						
FEDERAL FARM CR BKS CONS SYSTEMWIDE BDS 0.140% 05/18/23 B/E DTD 05/18/21 CALLABLE 10/05/22 @ 100.000 Moody Rating Aaa S & P Rating AA+	495,000.0000	97.4430	482,342.85	254.10	693.00	0.14%
Security Identifier: 3133EMZPO						
FEDERAL AGRIC MTG CORP MEDIUM TERM NTS FED 0.260% 09/29/23 B/E DTD 09/29/20 CALLABLE 12/29/22 Security Identifier: 31422BW97	740,000.0000	95.8570	709,341.80	5.34	1,924.00	0.27%
FEDERAL HOME LN MTG CORP MEDIUM TERM NTS FED 0.300% 12/29/23 B/E DTD 09/29/20 CALLABLE 12/29/22 Moody Rating Aaa Security Identifier: 3134GWTY2	248,000.0000	94.9750	235,538.00	188.07	744.00	0.31%
FEDERAL HOME LN BKS CONS BD 0.350% 04/23/24 B/E DTD 06/23/21 CALLABLE 12/23/22 @ 100.000 Moody Rating Aaa S & P Rating AA+	245,000.0000	93.6780	229,511.10	231.05	857.50	0.37%
Security Identifier: 3130AMQQ8						
FEDERAL HOME LN MTG CORP MEDIUM TERM NTS FED 0.625% 09/15/25 B/E DTD 09/15/20 CALLABLE 09/15/23 Moody Rating Aaa Security Identifier: 3134GWB70	248,000.0000	89.3310	221,540.88	64.58	1,550.00	0.69%
Total U.S. Government Bonds	1,976,000.0000		\$1,878,274.63	\$743.14	\$5,768.50	
TOTAL FIXED INCOME	15,953,000.0000		\$15,317,543.09	\$29,980.93	\$216,857.00	
			Market Value	Accrued Interest	Estimated Annual Income	
Total Portfolio Holdings			\$15,325,669.66	\$29,980.93	\$216,857.00	

¹ This bond is maturing.

Portfolio Holdings Disclosures

Pricing

This section includes the net market value of the securities in your account on a settlement date basis, including short positions, at the close of the statement period. The market prices, unless otherwise noted, have been obtained from independent vendor services, which we believe to be reliable. In some cases the pricing vendor may provide prices quoted by a single broker or market maker. Market prices do not constitute a bid or an offer, and may differ from the actual sale price. Securities for which a price is not available are marked "N/A" and are omitted from the Total.

September 1, 2022 - September 30, 2022
MEDINA CITY SCHOOLS**Portfolio Holdings Disclosures (continued)****Pricing (continued)**

THE AS OF PRICE DATE ONLY APPEARS WHEN THE PRICE DATE DOES NOT EQUAL THE STATEMENT DATE.

Estimated Annual Figures

The estimated annual income (EAI) and estimated annual yield (EAY) figures are estimates and for informational purposes only. These figures are not considered to be a forecast or guarantee of future results. These figures are computed using information from providers believed to be reliable; however, no assurance can be made as to the accuracy. Since interest and dividend rates are subject to change at any time, and may be affected by current and future economic, political, and business conditions, they should not be relied on for making investment, trading, or tax decisions. These figures assume that the position quantities, interest and dividend rates, and prices remain constant. A capital gain or return of principal may be included in the figures for certain securities, thereby overstating them. Refer to www.pershing.com/disclosures for specific details as to formulas used to calculate the figures. Accrued interest represents interest earned but not yet received.

Reinvestment

The dollar amount of Mutual Fund distributions, Money Market Fund dividend income, Bank Deposit interest income, or dividends for other securities shown on your statement may have been reinvested. You will not receive confirmation of these reinvestments. Upon written request to your financial institution, information pertaining to these transactions, including the time of execution and the name of the person from whom your security was purchased, may be obtained. In dividend reinvestment transactions, Pershing acts as your agent and receives payment for order flow.

Option Disclosure

Information with respect to commissions and other charges incurred in connection with the execution of option transactions has been included in confirmations previously furnished to you. A summary of this information is available to you promptly upon your written request directed to your introducing firm. In order to assist your introducing firm in maintaining current background and financial information concerning your option accounts, please promptly advise them in writing of any material change in your investment objectives or financial situation. Expiring options which are valuable are exercised automatically pursuant to the exercise by exception procedure of the Options Clearing Corporation. Additional information regarding this procedure is available upon written request to your introducing firm.

Certificates of Deposit

Certificates of Deposit acquired through the Certificate of Deposit Account Registry Service ("CDARS") and held in your brokerage account are subject to Securities Investor Protection Corporation (SIPC) coverage. Please see additional information about SIPC under Important Information and Disclosures on this statement.

Please be advised that the secondary market for CDs is generally illiquid; the actual value of CDs may be different from their purchase price, and a significant loss of principal could result if your CDs are sold prior to maturity. In the event that the CDs listed above do not indicate a market valuation, an accurate market value could not be determined. In the event that a price is listed above for your CDs, Pershing has obtained a price from sources deemed to be reliable or has priced your CDs using a matrix formula. Prices are estimates and the actual value you may obtain for your CD may be different if you elect to sell your CD in the secondary market.

Foreign Currency Transactions

Pershing will execute foreign currency transactions as principal for your account. Pershing may automatically convert foreign currency to or from U.S. dollars for dividends and similar corporate action transactions unless you instruct your financial organization otherwise. Pershing's currency conversion rate will not exceed the highest interbank conversion rate identified from customary banking sources on the conversion date or the prior business day, increased by up to 1%, unless a particular rate is required by applicable law. Your financial organization may also increase the currency conversion rate. This conversion rate may differ from rates in effect on the date you executed a transaction, incurred a charge, or received a credit. Transactions converted by agents (such as depositories) will be billed at the rates such agents use.

Portfolio Holdings Disclosures (continued)

Proxy Vote

Securities not fully paid for in your margin account may be lent by Pershing to itself or others in accordance with the terms outlined in the Margin Agreement. The right to vote your shares held on margin may be reduced by the amount of shares on loan. The Proxy Voting Instruction Form sent to you may reflect a smaller number of shares entitled to vote than the number of shares in your margin account.

Ratings

This statement may contain credit rating information obtained from Standard & Poor's. Reproducing and distributing any information received from Standard & Poor's is not permitted without prior written authorization from Standard & Poor's. Standard & Poor's does not guarantee the accuracy, completeness, timeliness or availability of any information. Standard & Poor's is not responsible for any errors or omissions, regardless of the cause, or for the results of using such content. Standard & Poor's makes no express or implied warranties including warranties of merchantability or fitness for a particular purpose. Standard & Poor's shall not be legally responsible for any fees, costs, expenses or losses in connection with the use of their content. Credit ratings are opinions and not statements of facts; are not recommendations to purchase, hold or sell securities; and do not address suitability for investment purpose. Credit ratings should not be relied upon as investment advice.

Activity Summary (All amounts shown are in base currency)

	Credits This Period	Debits This Period	Net This Period	Credits Year-to-Date	Debits Year-to-Date	Net Year-to-Date
Securities						
Securities Bought	0.00	-992,071.34	-992,071.34	0.00	-4,705,185.15	-4,705,185.15
Total Securities	\$0.00	-\$992,071.34	-\$992,071.34	\$0.00	-\$4,705,185.15	-\$4,705,185.15
Dividends and Interest	\$20,018.89	\$0.00	\$20,018.89	\$85,799.47	-\$586.79	\$85,212.68
Distributions	\$248,000.00	\$0.00	\$248,000.00	\$1,331,000.00	\$0.00	\$1,331,000.00
Cash						
Withdrawals	0.00	-260,239.13	-260,239.13	0.00	-1,408,744.12	-1,408,744.12
Deposits	992,071.34	0.00	992,071.34	4,705,185.25	0.00	4,705,185.25
Total Cash	\$992,071.34	-\$260,239.13	\$731,832.21	\$4,705,185.25	-\$1,408,744.12	\$3,296,441.13
Totals	\$1,260,090.23	-\$1,252,310.47	\$7,779.76	\$6,121,984.72	-\$6,114,516.06	\$7,468.66

Transactions by Type of Activity

Process/ Settlement Date	Trade/ Transaction Date	Activity Type	Description	Quantity	Price	Accrued Interest	Amount	Currency
Securities Bought and Sold								
09/09/22	08/29/22	PURCHASED	PACIFIC PREMIER BK IRVINE CALIF CTF DEP 3.450%	248,000.0000	100.0000		-248,000.00	USD
		69478QGG7	09/09/24 B/E DTD 09/09/22 YLD 3.450 TO MAT					
09/19/22	08/23/22	PURCHASED	FIRST ST BK WINCHESTER OHIO CTF DEP 3.500%	248,000.0000	100.0000	-71.34	-248,071.34	USD
		33650TAG5	09/16/25 DTD 09/16/22 CLB YLD 3.500 TO PAR					

September 1, 2022 - September 30, 2022
MEDINA CITY SCHOOLS

Transactions by Type of Activity (continued)

Process/ Settlement Date	Trade/ Transaction Date	Activity Type	Description	Quantity	Price	Accrued Interest	Amount	Currency
Securities Bought and Sold (continued)								
09/28/22	09/15/22	32056GDQO PURCHASED	FIRST INTERNET BK FISHERS IND CTF DEP 4.000% 09/29/25 B/E DTD 09/28/22 YLD 4.000 TO MAT	248,000.0000	100.0000		-248,000.00	USD
09/28/22	09/20/22	654062KZO PURCHASED	NICOLET NATL BK GREENBAY WIS CTF DEP 4.000% 03/28/24 DTD 09/28/22 YLD 4.000 TO MAT	248,000.0000	100.0000		-248,000.00	USD
Total Securities Bought and Sold						-571.34	-5992,071.34	USD
Dividends and Interest								
09/01/22		538036JZ8 BOND INTEREST RECEIVED	100000 LIVE OAK BKG CO WILMINGTON N C CTF DEP 1.550% 03/06/23 DTD 03/06/20 RD 08/31 PD 09/01/22				131.64	USD
09/01/22		538036KB9 BOND INTEREST RECEIVED	147000 LIVE OAK BKG CO WILMINGTON N C CTF DEP 1.600% 09/06/23 DTD 03/06/20 RD 08/17 PD 09/01/22				199.76	USD
09/06/22		121331AN2 BOND INTEREST RECEIVED	248000 BURKE & HERBERT BK & TR CO ALEXANDRIA VA CTF DEP 3.450% 02/05/25 B/E DTD 08/05/22 CLB RD 09/02 PD 09/05/22				726.67	USD
09/06/22		27002YEV4 BOND INTEREST RECEIVED	248000 EAGLEBANK BETHESDA MD CTF DEP 1.650% 03/06/23 DTD 03/06/20 RD 08/22 PD 09/06/22				347.54	USD
09/06/22		37149CAZO BOND INTEREST RECEIVED	248000 GENERATIONS BK ROGERS ARK CTF DEP 3.400% 08/04/25 B/E DTD 08/03/22 CLB RD 09/02 PD 09/03/22				716.14	USD
09/06/22		38149MWB5 BOND INTEREST RECEIVED	246000 GOLDMAN SACHS BK USA NEW YORK CTF DEP 0.250% 08/07/23 DTD 05/05/21 CLB RD 09/02 PD 09/05/22				52.23	USD
09/08/22		88241TLZ1 BOND INTEREST RECEIVED	248000 TEXAS EXCHANGE BK SSB CROWLEY CTF DEP 0.850% 11/14/25 B/E DTD 10/08/21 CLB RD 09/07 PD 09/08/22				179.04	USD
09/12/22		87165FZV9 BOND INTEREST RECEIVED	248000 SYNCHRONY BK RETAIL CTF DEP FIDELITY INSTL CTF DEP 0.350% 09/11/23 DTD 09/10/21 RD 09/09 PD 09/10/22				437.57	USD
09/14/22		06251A2E9 BOND INTEREST RECEIVED	246000 BANK HAPOALIM B M NEW YORK BRH CTF DEP 0.300% 09/14/23 B/E DTD 09/14/20 RD 08/30 PD 09/14/22				372.03	USD

Transactions by Type of Activity (continued)

Process/ Settlement Date	Trade/ Transaction Date	Activity Type	Description	Quantity	Price	Accrued Interest	Amount	Currency
Dividends and Interest (continued)								
09/15/22		BOND INTEREST RECEIVED 06652CHH7	248000 BANKWEST INC PIERRE S D CTF DEP 1.250% 10/24/23 B/E DTD 04/24/20 RD 08/31 PD 09/15/22				263.29	USD
09/15/22		BOND INTEREST RECEIVED 3134GWB70	248000 FEDERAL HOME LN MTG CORP MEDIUM TERM NTS FED 0.625% 09/15/25 B/E DTD 09/15/20 CLB RD 09/14 PD 09/15/22				775.00	USD
09/15/22		BOND INTEREST RECEIVED 88413QDC9	245000 THIRD FED SVGS & LN ASSN OF CLEVELAND CTF DEP 0.400% 03/15/24 B/E DTD 09/15/21 RD 09/14 PD 09/15/22				494.03	USD
09/16/22		BOND INTEREST RECEIVED 90348J3V0	248000 UBS BK USA SALT LAKE CITY UT CTF DEP 2.550% 12/18/23 B/E DTD 06/16/22 RD 09/15 PD 09/16/22				537.11	USD
09/19/22		BOND INTEREST RECEIVED 066519QQ5	248000 BANKUNITED NATL ASSN MIAMI LAKES FL CTF DEP 0.250% 03/20/23 B/E DTD 03/19/21 CLB RD 09/16 PD 09/19/22				52.66	USD
09/19/22		BOND INTEREST RECEIVED 201525AC6	248000 COMMERCIAL BK WEST LIBERTY KY CTF DEP 1.100% 03/17/25 DTD 03/17/20 CLB RD 09/02 PD 09/17/22				231.69	USD
09/23/22		BOND INTEREST RECEIVED 78658RHM6	248000 SAFRA NATL BK NEW YORK CTF DEP INSTL CTF DEP 2.000% 03/24/25 B/E DTD 03/23/22 CLB RD 09/16 PD 09/23/22				2,500.38	USD
09/26/22		BOND INTEREST RECEIVED 534732AV4	248000 LINCOLN SVGS BK REINBECK IOWA CTF DEP CT/365 0.600% 06/24/24 B/E DTD 06/24/20 CLB RD 09/09 PD 09/24/22				126.38	USD
09/27/22		BOND INTEREST RECEIVED 740367KG1	227000 PREFERRED BK LOS ANGELES CALIF CTF DEP 1.100% 03/27/24 DTD 03/27/20 RD 09/12 PD 09/27/22				212.07	USD
09/28/22		BOND INTEREST RECEIVED 45780PBBO	249000 INSTITUTION FOR SVGS IN NEWBURYPORT & ITS VIC MA CTF DEP 0.700% 10/28/24 B/E DTD 10/28/21 CLB RD 09/27 PD 09/28/22				148.04	USD
09/28/22		BOND INTEREST RECEIVED 61768U4L8	248000 MORGAN STANLEY PRIVATE BK NATL ASSN INSTL CTF DEP PROGRAM 3.200% 11/28/25 B/E DTD 05/31/22 CLB RD 09/27 PD 09/28/22				674.02	USD
09/29/22		BOND INTEREST RECEIVED 31422BW97	740000 FEDERAL AGRIC MTG CORP MEDIUM TERM NTS FED 0.260% 09/29/23 B/E DTD 09/29/20 CLB RD 09/28 PD 09/29/22				962.00	USD
09/29/22		BOND INTEREST RECEIVED 56065GAL2	248000 MAINSTREET BK FAIRFAX VA CTF DEP ACT/365 0.200% 03/29/23 B/E DTD 03/29/21 RD 09/28 PD 09/29/22				42.13	USD



**MBS MULTI-BANK SECURITIES, INC.***1000 Town Center, Suite 2300
Southfield, MI 48075
(800) 967-9045

Member of FINRA & SIPC; MSRB Registered.

September 1, 2022 - September 30, 2022
MEDINA CITY SCHOOLS**Transactions by Type of Activity (continued)**

Process/ Settlement Date	Trade/ Transaction Date	Activity Type	Description	Quantity	Price	Accrued Interest	Amount	Currency
Dividends and Interest (continued)								
09/29/22		BOND INTEREST RECEIVED 61773TDC4	248000 MORGAN STANLEY BK N A MKT LKD INSTL CTF DEP PROGRAM 1.400% 09/29/23 B/E DTD 03/31/22 CLB RD 09/28 PD 09/29/22				1,731.24	USD
09/30/22		BOND INTEREST RECEIVED 02589AB50	248000 AMERICAN EXPRESS NATL BK BROKED INTL CTF DEP PROGRAM INSTL CTF DEP 1.450% 03/31/23 B/E DTD 03/31/20 RD 09/23 PD 09/30/22				1,812.78	USD
09/30/22		BOND INTEREST RECEIVED 063248KR8	248000 BANK LEUMI USA NEW YORK N Y CTF DEP 1.450% 03/31/23 B/E DTD 03/31/20 RD 09/15 PD 09/30/22				1,802.93	USD
09/30/22		BOND INTEREST RECEIVED 24773RBN4	141000 DELTA NATL BK & TR CO NEW YORK NY CTF DEP 1.200% 03/04/24 B/E DTD 03/31/20 RD 09/29 PD 09/30/22				848.32	USD
09/30/22		BOND INTEREST RECEIVED 32065RAK1	248000 FIRST KEYSTONE CMNTY BK BERWICK PA CTF DEP 0.600% 06/28/24 B/E DTD 06/30/20 CLB RD 09/29 PD 09/30/22				126.38	USD
09/30/22		BOND INTEREST RECEIVED 48128WMR3	248000 JPMORGAN CHASE BK NA COLUMBUS OHIO CTF DEP 1.400% 09/29/23 B/E DTD 03/31/22 CLB RD 09/29 PD 09/30/22				1,740.76	USD
09/30/22		BOND INTEREST RECEIVED 511640AX2	248000 LAKELAND BK NFD N J CTF DEP 1.100% 09/30/22 B/E DTD 03/30/20 RD 09/15 PD 09/30/22				1,375.21	USD
09/30/22		BOND INTEREST RECEIVED 559582AK7	247000 MAGNOLIA BK INC KY CTF DEP 0.400% 10/30/24 B/E DTD 10/30/20 CLB RD 09/15 PD 09/30/22				83.91	USD
09/30/22		BOND INTEREST RECEIVED 66704MEQ0	248000 NORTHSTAR BK BAD AXE MICH CTF DEP 1.150% 03/31/23 B/E DTD 03/31/20 RD 09/15 PD 09/30/22				234.41	USD
09/30/22		BOND INTEREST RECEIVED 81500JBG7	248000 SECURITY ST BK FARWELL TEX CTF DEP 0.400% 03/28/24 B/E DTD 03/31/21 CLB RD 09/29 PD 09/30/22				81.53	USD
Total Dividends and Interest						\$0.00	\$20,018.89	USD
Distributions								
09/30/22		SECURITY REDEEMED 511640AX2	LAKELAND BK NFD N J CTF DEP 1.100% 09/30/22 B/E DTD 03/30/20 ACCOUNT REDEMPTION	248,000.0000			248,000.00	USD
Total Distributions						\$0.00	\$248,000.00	USD



Transactions by Type of Activity (continued)

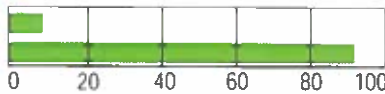
Process/ Settlement Date	Trade/ Transaction Date	Activity Type	Description	Quantity	Price	Accrued Interest	Amount	Currency
Cash Withdrawals and Deposits								
09/02/22		ELECTRONIC TRANSACTION USD999997	SEND TO BANK FOR ACH ACH HUNTINGTON NATIONAL BANK				-657.87	USD
09/09/22		ELECTRONIC DEPOSIT USD999997	RECV FR BANK FOR ACH ACH HUNTINGTON NATIONAL BANK				248,000.00	USD
09/13/22		ELECTRONIC TRANSACTION USD999997	SEND TO BANK FOR ACH ACH HUNTINGTON NATIONAL BANK				-2,459.19	USD
09/19/22		ELECTRONIC DEPOSIT USD999997	RECV FR BANK FOR ACH ACH HUNTINGTON NATIONAL BANK				248,071.34	USD
09/23/22		ELECTRONIC TRANSACTION USD999997	SEND TO BANK FOR ACH ACH HUNTINGTON NATIONAL BANK				-5,226.19	USD
09/28/22		ELECTRONIC DEPOSIT USD999997	RECV FR BANK FOR ACH ACH HUNTINGTON NATIONAL BANK				496,000.00	USD
09/30/22		ELECTRONIC TRANSACTION USD999997	SEND TO BANK FOR ACH ACH HUNTINGTON NATIONAL BANK				-248,000.00	USD
09/30/22		ELECTRONIC TRANSACTION USD999997	SEND TO BANK FOR ACH ACH HUNTINGTON NATIONAL BANK				-3,895.88	USD
Total Cash Withdrawals and Deposits						\$0.00	\$731,832.21	USD
Total Value of Transactions						-\$71.34	\$7,779.76	USD

The price and quantity displayed may have been rounded.

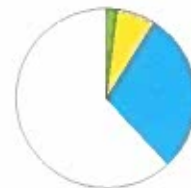
Fixed Income Analysis

Bond Quality

Bond Quality	Market Value	% of Bond Market Value	Percent of Fixed Income
AAA	1,168,932.83	8%	
Not Rated	14,148,610.26	92%	
Total	15,317,543.09	100%	



Bond Maturity Schedule



Bond Maturity	Market Value	% of Bond Market Value
Within 1 month	247,821.44	2%
1 to 6 months	1,077,419.38	7%
7 to 12 months	4,471,632.44	29%
1 to 5 years	9,520,669.83	62%
Total	15,317,543.09	100%

Percentages of bond market values are rounded to the nearest whole percentage.

Bond quality ratings reflect Moody's or Standard and Poor's ratings. Bonds may be rated by other services. Bonds that are in default are not included. Please refer to your Portfolio Holdings section.

September 1, 2022 - September 30, 2022
MEDINA CITY SCHOOLS**Messages**

Pursuant to the Securities Exchange Act of 1934, Pershing LLC (Pershing), a BNY Mellon company, provides individual investors with certain financial information on a semi-annual basis. Pershing's June Statement of Financial Condition is now available. On June 30, 2022, Pershing's net capital of \$2.7 billion was 15.61 % of aggregate debit balances and exceeded the minimum requirements by \$2.4 billion.

Pershing is also required to provide the most recent financial information as of this statement mailing. In accordance with this requirement, note that on July 31, 2022, Pershing's net capital of \$ 2.7 billion was 15.28% of aggregate debit balances and exceeded the minimum requirement by \$2.4 billion. A copy of the June 30, 2022, Statement of Financial Condition is available at pershing.com/statement_of_financial_condition.html. You may also request a free, printed copy by calling (888)860-8510 or (201) 413-3333, option 1.

Although a money market mutual fund (money fund) seeks to preserve the value of your investment at \$1 per share, it is possible to lose money by investing in a money fund. Shares of a money fund or the balance of a bank deposit product held in your brokerage account may be liquidated upon request with the proceeds credited to your brokerage account. Please see the money fund's prospectus or the bank deposit product's disclosure document or contact your advisor for additional information. Pursuant to SEC Rule 10b-10(b)(1) confirmations are not sent for purchases into money funds processed on the sweep platform. Pursuant to applicable regulation, account statements will be produced monthly or quarterly. Balances in Federal Deposit Insurance Corporation (FDIC)-insured bank deposit sweep products are not protected by Securities Investor Protection Corporation (SIPC).

eDelivery

Going digital is more important than ever before, and the benefits of electronic delivery--speed, convenience and safety--are clear. We offer eDelivery for account statements, prospectus documents, proxy or shareholder communications, tax documents, trade confirmations and more.

To enroll, log in to your brokerage account and look for the one-click eDelivery pop-up or simply select 'Go Paperless' at the top of any page and follow the on-screen prompts for set-up. Enrollment can be activated as quickly as the day you register, and you will be notified when documents are available in an online, password-protected portal.

Contact your financial professional if you have any questions about any of our efficient digital tools.

Cash Not Yet Received

Security	Record Date	Payable Date	Quantity Held	Rate	Dividend Option	Amount of Payment
Interest						
BANKWEST INC PIERRE S D CTF DEP 1.250% 10/24/23 B/E	09/30/22	10/15/22	248,000.0000	0.001027	Cash	254.79

Cash Not Yet Received (continued)

Security	Record Date	Payable Date	Quantity Held	Rate	Dividend Option	Amount of Payment
Interest (continued)						
COMMERCIAL BK WEST LIBERTY KY CTF DEP 1.100% 03/17/25	10/02/22	10/17/22	248,000.0000	0.000904	Cash	224.22
EAGLEBANK BETHESDA MD CTF DEP 1.650% 03/06/23	09/21/22	10/06/22	248,000.0000	0.001356	Cash	336.33
SYNOVUS BK COLUMBUS GA CTF DEP 1.400% 10/17/22 B/E	10/02/22	10/17/22	248,000.0000	0.007019	Cash	1,740.76
GENERATIONS BK ROGERS ARK CTF DEP 3.400% 08/04/25 B/E	09/30/22	10/03/22	248,000.0000	2.794520	Cash	693.04
LIVE OAK BKG CO WILMINGTON N C CTF DEP	09/30/22	10/01/22	100,000.0000	1.273972	Cash	127.40
LIVE OAK BKG CO WILMINGTON N C CTF DEP	09/16/22	10/01/22	147,000.0000	1.315068	Cash	193.31

Total Cash Not Yet Received

\$3,569.85

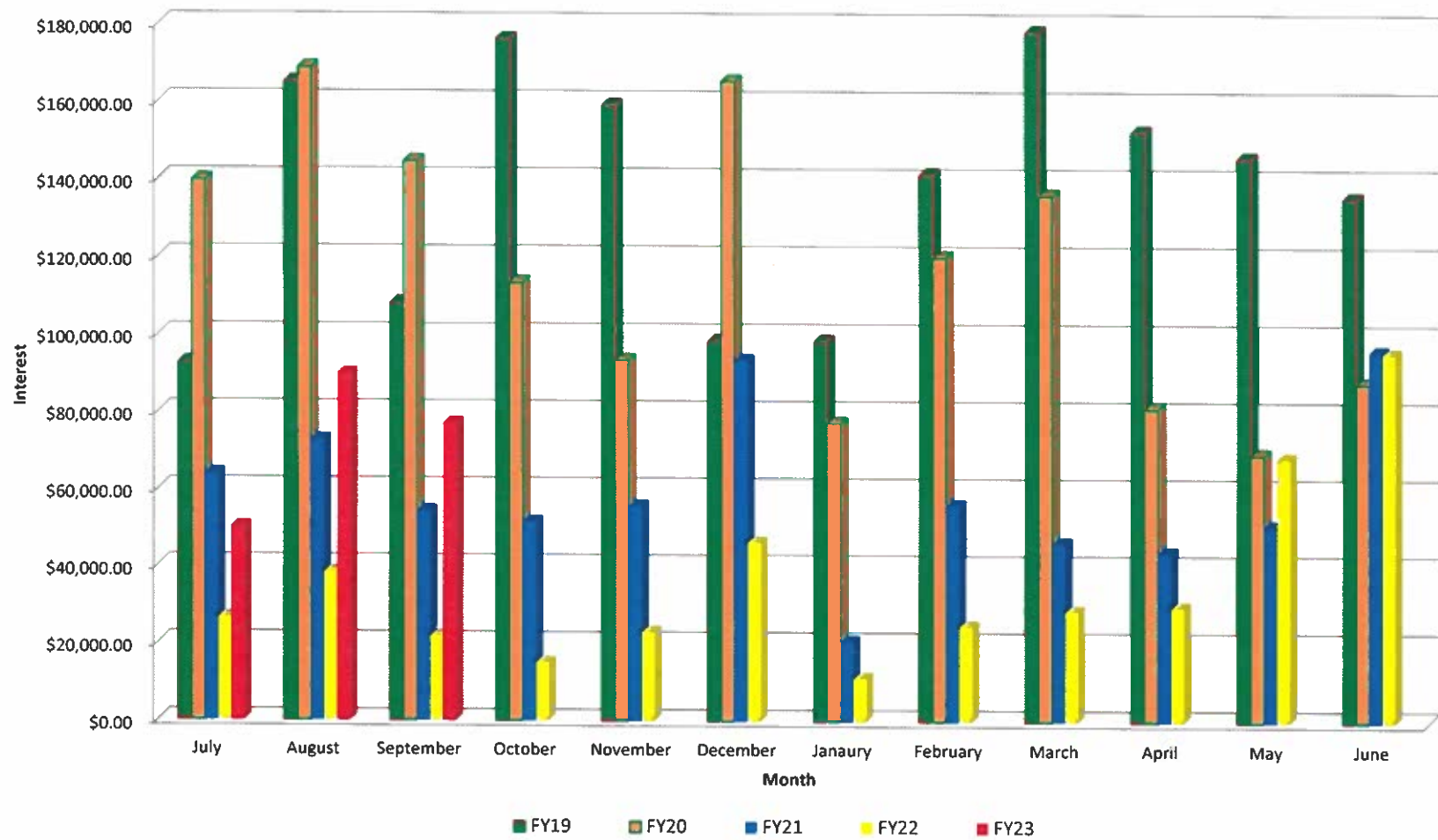
Assets shown here are not reflected in your account. This information has been received from sources we believe to be reliable. Pershing does not guarantee the accuracy of the information.

Important Information and Disclosures

The Role of Pershing

- Pershing carries your account as clearing broker pursuant to a clearing agreement with your financial institution. Pershing may accept from your financial institution without inquiry or investigation (i) orders for the purchase and sale of securities and other property and (ii) any other instructions concerning your account. Pershing is not responsible or liable for any acts or omissions of your financial institution or its employees and it does not supervise them. Pershing provides no investment advice nor does it assess the suitability of any transaction or order. Pershing acts as the agent of your financial institution and you agree that you will not hold Pershing or any person controlling or under common control with it liable for any investment losses incurred by you.
- Pershing performs several key functions at the direction of your financial institution. It acts as custodian for funds and securities you may deposit with it directly or through your financial institution or that it receives as the result of securities transactions it processes.
- Your financial institution is responsible for adherence to the securities laws, regulations and rules which apply to it regarding its own operations and the supervision of your account, its sales representatives and other personnel. Your financial institution is also responsible for approving the opening of accounts and obtaining account documents; the acceptance and, in certain instances, execution of securities orders; the assessment of the suitability of those transactions, where applicable; the rendering of investment advice, if any, to you and in general, for the ongoing relationship that it has with you.
- Inquiries concerning the positions and balances in your account may be directed to the Pershing Customer Service Department at (201) 413-3333. All other inquiries regarding your account or activity should be directed to your financial institution. Your financial organization's contact information can be found on the first page of this statement.
- For a description of other functions performed by Pershing please consult the Disclosure Statement provided to you upon the opening of your account. This notice is not meant as a definitive enumeration of every possible circumstance, but as a general disclosure. If you have any questions regarding this notice or if you would like additional copies of the Disclosure Statement, please contact your financial institution.
- Pershing is a member of the Securities Investor Protection Corporation (SIPC®). Please note that SIPC does not protect against loss due to market fluctuation. In addition to SIPC protection, Pershing provides coverage in excess of SIPC limits. For more detailed information please visit: www.pershing.com/about/strength-and-stability.
- This statement will be deemed conclusive. You are advised to report any inaccuracy or discrepancy (including unauthorized trading) promptly, but no later than ten days after receipt of this statement, to your financial organization and Pershing. Please be advised that any oral communication should be re-confirmed in writing to further protect your rights, including your rights under the Securities Investor Protection Act.
- Your financial organization's contact information can be found on the first page of this statement. Pershing's contact information is as follows: **Pershing LLC, Legal Department, One Pershing Plaza, Jersey City, New Jersey 07399; (201) 413-3330.** Errors and Omissions excepted.

Total Monthly Interest Earnings



EFINANCEPLUS
 DATE: 09/08/2022
 TIME: 09:09:10
 SELECTION CRITERIA : ALL

MEDINA CITY SCHOOLS
 OH Cash Position Report

PAGE NUMBER: 1

ACCOUNTING PERIOD : 2/23

FUND	SCC	DESCRIPTION	BEGIN BALANCE	MTD RECEIPTS	FYTD RECEIPTS	MTD EXPENDITURES	FYTD EXPENDITURES	CURRENT FUND BALANCE	CURRENT ENCUMBRANCE	UNENCUMBERED FUND BALANCE
001	0000	GENERAL FUND	30,586,850.90	1,844,613.06	24,362,778.39	5,895,661.92	13,411,899.24	41,537,730.05	2,973,795.40	38,563,934.65
001	0950	GENERAL FUND - CHROME	127,216.58	26,438.00	26,588.00	0.00	0.00	153,804.58	0.00	153,804.58
001	1000	GENERAL FUND	298,024.36	0.00	0.00	0.00	0.00	298,024.36	0.00	298,024.36
001	2000	GENERAL FUND	207,424.84	7,461.68	300,232.83	0.00	0.00	507,657.67	0.00	507,657.67
<hr/>										
Total For Fund 001:			31,219,516.68	1,878,512.74	24,689,599.22	5,895,661.92	13,411,899.24	42,497,216.66	2,973,795.40	39,523,421.26
<hr/>										
002	9000	BOND RETIRE - ELEM/HIGH	3,731,713.08	0.00	1,641,160.00	0.00	0.00	5,372,873.08	0.00	5,372,873.08
002	9012	SALES TAX - COPS	0.00	0.00	0.00	0.00	0.00	0.00	1,250.00	-1,250.00
<hr/>										
Total For Fund 002:			3,731,713.08	0.00	1,641,160.00	0.00	0.00	5,372,873.08	1,250.00	5,371,623.08
<hr/>										
003	0000	PERMANENT IMPROVEMENT	290,994.61	0.00	0.00	0.00	0.00	290,994.61	0.00	290,994.61
003	9000	PERMANENT IMPROVEMENT	13,601.14	0.00	0.00	0.00	0.00	13,601.14	0.00	13,601.14
003	9001	REC CENTER-PERMANENT IMP	169,189.30	0.00	0.00	83,116.24	60,844.78	108,344.52	57,963.50	50,381.02
<hr/>										
Total For Fund 003:			473,785.05	0.00	0.00	83,116.24	60,844.78	412,940.27	57,963.50	354,976.77
<hr/>										
006	0000	LUNCHROOM FUND	-1,248,239.12	118,666.97	120,543.85	107,260.61	253,118.87	-1,380,814.14	41,564.50	-1,422,378.64
006	9006	LUNCHROOM - FED FUNDS	2,387,027.63	0.00	0.00	40,757.74	59,588.18	2,327,439.45	233,876.82	2,093,562.63

EFINANCEPLUS
 DATE: 09/08/2022
 TIME: 09:09:10
 SELECTION CRITERIA : ALL

MEDINA CITY SCHOOLS
 OH Cash Position Report

PAGE NUMBER: 2

ACCOUNTING PERIOD : 2/23

FUND	SCC	DESCRIPTION	BEGIN BALANCE	MTD RECEIPTS	FYTD RECEIPTS	MTD EXPENDITURES	FYTD EXPENDITURES	CURRENT FUND BALANCE	CURRENT ENCUMBRANCE	UNENCUMBERED FUND BALANCE
006	9022	P-EBT ADMINISTRATIVE FUND	3,063.00	0.00	0.00	0.00	0.00	3,063.00	0.00	3,063.00
<hr/>										
Total	For Fund	006:	1,141,851.51	118,666.97	120,543.85	148,018.35	312,707.05	949,688.31	275,441.32	674,246.99
<hr/>										
007	9004	COLLINS SCH/POST-GRADUATE	1,137.39	2.33	3.52	0.00	0.00	1,140.91	20,000.00	-18,859.09
007	9022	BREWER GARRETT SCH	12,147.03	24.90	37.59	0.00	0.00	12,184.62	0.00	12,184.62
007	9110	ART TRUST - GARFIELD	11,449.89	23.47	35.43	0.00	0.00	11,485.32	0.00	11,485.32
007	9333	RIOS STUDENT LEADER SCH	23,855.58	48.91	73.84	0.00	0.00	23,929.42	0.00	23,929.42
007	9901	BIXLER SCHOLARSHIP FUND	126.53	0.26	0.39	0.00	0.00	126.92	0.00	126.92
<hr/>										
Total	For Fund	007:	48,716.42	99.87	150.77	0.00	0.00	48,867.19	20,000.00	28,867.19
<hr/>										
008	9002	KANEHL MUSIC TRUST	29,307.91	60.08	90.71	0.00	0.00	29,398.62	0.00	29,398.62
008	9003	RICHARD HOFFMAN COLLINS	676,046.51	0.00	0.00	0.00	0.00	676,046.51	0.00	676,046.51
008	9112	ELAINE BUSHMAN FUND	18,653.06	38.24	57.73	0.00	0.00	18,710.79	0.00	18,710.79
<hr/>										
Total	For Fund	008:	724,007.48	98.32	148.44	0.00	0.00	724,155.92	0.00	724,155.92
<hr/>										
009	9000	STAR	211.90	223.65	223.65	0.00	0.00	435.55	0.00	435.55
009	9110	UNIFORM SUPPLIES GA	3,664.88	2,148.00	2,148.00	1,467.19	1,467.19	4,345.69	1,192.38	3,153.31

EFINANCEPLUS
 DATE: 09/08/2022
 TIME: 09:09:10
 SELECTION CRITERIA : ALL

MEDINA CITY SCHOOLS
 OH Cash Position Report

PAGE NUMBER: 3

ACCOUNTING PERIOD : 2/23

FUND	SCC	DESCRIPTION	BEGIN BALANCE	MTD RECEIPTS	FYTD RECEIPTS	MTD EXPENDITURES	FYTD EXPENDITURES	CURRENT FUND BALANCE	CURRENT ENCUMBRANCE	UNENCUMBERED FUND BALANCE
009	9120	UNIFORM SUPPLIES - CN	14,395.90	2,998.00	2,998.00	116.90	116.90	17,277.00	7,409.10	9,867.90
009	9130	UNIFORM SUPPLIES - FN	6,812.30	5,918.00	5,918.00	7,752.65	8,361.61	4,368.69	1,810.00	2,558.69
009	9140	UNIFORM SUPPLIES - HE	13,652.83	6,687.00	6,731.00	5,332.81	5,332.81	15,051.02	1,212.55	13,838.47
009	9160	UNIFORM SUPPLIES - BL	4,733.40	8,345.75	8,345.75	7,004.29	7,004.29	6,074.86	1,325.08	4,749.78
009	9170	UNIFORM SUPPLIES - WA	24,308.83	11,584.00	11,584.00	7,109.36	7,109.36	28,783.47	4,690.64	24,092.83
009	9180	UNIFORM SUPPLIES - NO	10,313.97	8,630.00	8,630.00	-2,263.79	1,222.59	17,721.38	7,085.54	10,635.84
009	9200	UNIFORM SUPPLIES - CL	20,291.62	6,993.50	6,998.50	4,170.25	4,170.25	23,119.87	9,281.39	13,838.48
009	9210	UNIFORM SUPPLIES - RT	6,209.92	9,138.90	9,158.40	1,968.75	1,968.75	13,399.57	17,334.66	-3,935.09
009	9300	UNIFORM SUPPLIES - HS	49,439.96	1,225.65	1,414.65	23,200.67	23,462.48	27,392.13	126,537.47	-99,145.34
009	9301		0.00	0.00	0.00	0.00	0.00	0.00	10,500.00	-10,500.00
009	9304	AVIATION/PHOTOGRAPHY	3.87	0.00	0.00	0.00	0.00	3.87	0.00	3.87
<hr/>										
Total For Fund	009:		154,039.38	63,892.45	64,149.95	55,859.08	60,216.23	157,973.10	188,378.81	-30,405.71
<hr/>										
014	9016	MEDINA CNTY JUV DET CNTR	73,014.50	0.00	70,943.29	25,369.65	60,202.14	83,755.65	0.00	83,755.65
014	9116	EVOLVE	722,532.10	67,240.00	67,240.00	99,917.80	178,409.34	611,362.76	91,382.27	519,980.49
<hr/>										
Total For Fund	014:		795,546.60	67,240.00	138,183.29	125,287.45	238,611.48	695,118.41	91,382.27	603,736.14
<hr/>										
016	0000	EMERGENCY LEVY	18,812,390.65	0.00	3,129,870.00	850,564.07	1,728,924.81	20,213,335.84	538,623.72	19,674,712.12

EFINANCEPLUS
 DATE: 09/08/2022
 TIME: 09:09:10
 SELECTION CRITERIA : ALL

MEDINA CITY SCHOOLS
 OH Cash Position Report

PAGE NUMBER: 4

ACCOUNTING PERIOD : 2/23

FUND	SCC	DESCRIPTION	BEGIN BALANCE	MTD RECEIPTS	FYTD RECEIPTS	MTD EXPENDITURES	FYTD EXPENDITURES	CURRENT FUND BALANCE	CURRENT ENCUMBRANCE	UNENCUMBERED FUND BALANCE
016	0410	EMERGENCY LEVY	-126,544.00	0.00	0.00	10,373.28	24,302.74	-150,846.74	0.00	-150,846.74
016	1000	EMERGENCY LEVY	-625,785.56	0.00	0.00	51,019.86	119,629.71	-745,415.27	0.00	-745,415.27
Total For Fund 016:			18,060,061.09	0.00	3,129,870.00	911,957.21	1,872,857.26	19,317,073.83	538,623.72	18,778,450.11
018	0000	PRINT SHOP	6,683.33	0.00	0.00	0.00	0.00	6,683.33	0.00	6,683.33
018	9000	PUBLIC SCHOOL SUP - SUPER	16.70	0.00	0.00	0.00	0.00	16.70	0.00	16.70
018	9110	PRINCIPAL'S FUND - GA	21,255.99	0.00	0.00	1,502.17	1,531.20	19,724.79	6,680.93	13,043.86
018	9111	GARFIELD SCHOOL STORE	49.99	0.00	0.00	0.00	0.00	49.99	0.00	49.99
018	9113	GARFIELD MEDIA CENTER	996.62	25.95	25.95	66.98	66.98	955.59	3,433.02	-2,477.43
018	9120	PRINCIPAL - CN	40,048.73	0.00	72.00	1,400.64	833.09	39,287.64	4,802.93	34,484.71
018	9122	CANAVAN SCHOOL STORE	586.69	0.00	0.00	0.00	0.00	586.69	0.00	586.69
018	9123	BOOK FAIR - CANAVAN	156.35	10.99	10.99	0.00	0.00	167.34	0.00	167.34
018	9130	PRINCIPAL - FN	35,552.02	472.25	472.25	1,637.16	1,837.16	34,187.11	5,394.63	28,792.48
018	9133	BOOK FAIR - FENN	1,326.69	0.00	0.00	0.00	50.00	1,276.69	100.00	1,176.69
018	9135	MEDINA SKI TEAM	474.67	0.00	0.00	0.00	0.00	474.67	0.00	474.67
018	9140	PRINCIPAL'S FUND - HE	54,196.77	0.00	0.00	200.00	200.00	53,996.77	12,988.50	41,008.27
018	9143	HERITAGE MEDIA CENTER	2,203.35	0.00	0.00	0.00	0.00	2,203.35	0.00	2,203.35
018	9160	PRINCIPAL'S FUND - BL	51,384.70	250.00	250.00	1,487.81	1,487.81	50,146.89	11,111.36	39,035.53
018	9161	PBIS - BLAKE	4,488.25	0.00	0.00	1,239.75	1,239.75	3,248.50	0.00	3,248.50

EFINANCEPLUS
 DATE:09/08/2022
 TIME:09:09:10
 SELECTION CRITERIA : ALL

MEDINA CITY SCHOOLS
 OH Cash Position Report

PAGE NUMBER: 5

ACCOUNTING PERIOD : 2/23

FUND	SCC	DESCRIPTION	BEGIN BALANCE	MTD RECEIPTS	FYTD RECEIPTS	MTD EXPENDITURES	FYTD EXPENDITURES	CURRENT FUND BALANCE	CURRENT ENCUMBRANCE	UNENCUMBERED FUND BALANCE
018	9163	BLAKE MEDIA CENTER								
		13,873.76	0.00	0.00	1,084.60	1,084.60	12,789.16	45.00	12,744.16	
018	9170	PRINCIPALS FUND - WA								
		79,255.82	0.00	0.00	300.00	300.00	78,955.82	11,597.80	67,358.02	
018	9171	WAITE SCHOOL STORE								
		2,230.29	0.00	0.00	0.00	0.00	2,230.29	300.00	1,930.29	
018	9173	MEDIA CENTER WA								
		5,206.58	0.00	0.00	0.00	0.00	5,206.58	0.00	5,206.58	
018	9180	PRINCIPALS FUND NO								
		47,809.89	0.00	0.00	1,634.74	1,634.74	46,175.15	7,634.52	38,540.63	
018	9181	NO SCHOOL STORE								
		1,631.19	0.00	0.00	0.00	0.00	1,631.19	0.00	1,631.19	
018	9183	MEDIA CENTER NO								
		13,850.92	0.00	0.00	0.00	5,103.00	8,747.92	0.00	8,747.92	
018	9184	FIELD TRIPS NO								
		146.00	0.00	0.00	0.00	0.00	146.00	0.00	146.00	
018	9200	PRINCIPAL'S FUND - CL								
		70,353.94	911.00	911.00	2,481.41	3,728.01	67,536.93	9,722.59	57,814.34	
018	9203	CL MEDIA CENTER								
		5,347.00	16.99	16.99	0.00	0.00	5,363.99	0.00	5,363.99	
018	9210	PRINCIPAL'S FUND - RT								
		42,824.03	0.00	0.00	702.29	702.29	42,121.74	10,623.71	31,498.03	
018	9211	ROOT M.S. MEDIA CENTER								
		10,836.08	0.00	0.00	50.00	50.00	10,786.08	0.00	10,786.08	
018	9300	PRINCIPAL'S FUND - HS								
		41,025.94	2,833.73	2,846.56	5,837.69	6,404.08	37,468.42	35,788.71	1,679.71	
018	9301	MEDIA CENTER FUND								
		1,541.50	0.00	0.00	0.00	0.00	1,541.50	0.00	1,541.50	
018	9302	SPECIAL FUNDRAISER - HS								
		35,766.18	0.00	0.00	1,884.67	1,884.67	33,881.51	33,881.33	0.18	
018	9303	PERFORMING ARTS								
		119,250.01	-104.00	1,155.00	6,988.48	16,380.22	104,024.79	71,142.98	32,881.81	
018	9304	BUZZ								
		18,706.91	70.00	70.00	313.15	313.15	18,463.76	14,197.89	4,265.87	
018	9305	FLEXIBLE CREDIT FUND								
		8,434.56	0.00	0.00	0.00	0.00	8,434.56	0.00	8,434.56	
018	9306	FEED THE BEES								
		8,383.74	0.00	0.00	0.00	0.00	8,383.74	7,900.00	483.74	
018	9307	MHS LOCAL GRANTS								
		0.00	1,800.00	1,800.00	0.00	0.00	1,800.00	2,895.00	-1,095.00	

EFINANCEPLUS
 DATE:09/08/2022
 TIME:09:09:10
 SELECTION CRITERIA : ALL

MEDINA CITY SCHOOLS
 OH Cash Position Report

PAGE NUMBER: 6

ACCOUNTING PERIOD : 2/23

FUND	SCC	DESCRIPTION	BEGIN BALANCE	MTD RECEIPTS	FYTD RECEIPTS	MTD EXPENDITURES	FYTD EXPENDITURES	CURRENT FUND BALANCE	CURRENT ENCUMBRANCE	UNENCUMBERED FUND BALANCE
018	9308	MHS HOPE SQUAD								
		0.00		0.00	0.00	0.00	0.00	0.00	3,150.00	-3,150.00
018	9884	FACILITY RENTAL								
		82,567.82	200.00	200.00	0.00	0.00	82,767.82	0.00	82,767.82	
018	9900	INSERVICE - CENTRAL								
		3,702.01	0.00	0.00	0.00	0.00	3,702.01	0.00	3,702.01	
018	9901	PUBLIC SCH SUPPORT - INST								
		1,720.86	0.00	0.00	0.00	0.00	1,720.86	0.00	1,720.86	
018	9902	INSERVICE - SUPER								
		11,224.52	0.00	0.00	0.00	0.00	11,224.52	0.00	11,224.52	
018	9903	BOARD/STUDENT DEVELOPMENT								
		2,800.00	0.00	0.00	0.00	0.00	2,800.00	0.00	2,800.00	
018	9904	WELLNESS FUND								
		502.00	0.00	0.00	0.00	0.00	502.00	0.00	502.00	
018	9905	PUBLIC SCH SUPT/STUD SERV								
		51,248.39	0.00	0.00	0.00	0.00	51,248.39	0.00	51,248.39	
018	9906	COMMUNICA-PUBLIC SCH SUP								
		660.90	0.00	0.00	0.00	0.00	660.90	0.00	660.90	
018	9907	STEAM - SUMMER ENRICHMENT								
		15,145.56	-910.00	-770.00	1,089.78	8,510.74	5,864.82	2,016.80	3,848.02	
018	9910	MAINTENANCE DEPARTMENT								
		3,902.36	0.00	0.00	0.00	0.00	3,902.36	0.00	3,902.36	
018	9914	END OF YEAR								
		161.13	0.00	0.00	0.00	90.87	70.26	0.00	70.26	
018	9915	BIKE TO SCHOOL								
		1,053.00	0.00	0.00	0.00	0.00	1,053.00	0.00	1,053.00	
018	9916	SPIRIT NIGHT								
		3,956.73	1,500.00	1,750.00	2,350.00	2,350.00	3,356.73	350.00	3,006.73	
018	9919	STUDENT ART SHOW								
		579.19	0.00	0.00	0.00	0.00	579.19	0.00	579.19	
018	9920	TRSP FUND								
		1,514.98	0.00	0.00	0.00	0.00	1,514.98	0.00	1,514.98	
018	9922	AMERICAN HEART GRANT								
		1,000.00	0.00	0.00	0.00	0.00	1,000.00	0.00	1,000.00	
018	9930	RESOURCE CONNECTION								
		1,500.00	0.00	0.00	0.00	0.00	1,500.00	0.00	1,500.00	
<hr/>										
Total For Fund 018:										
		929,134.64	7,076.91	8,810.74	32,251.32	55,782.36	882,163.02	255,757.70	626,405.32	

EFINANCEPLUS
 DATE:09/08/2022
 TIME:09:09:10
 SELECTION CRITERIA : ALL

MEDINA CITY SCHOOLS
 OH Cash Position Report

PAGE NUMBER: 7

ACCOUNTING PERIOD : 2/23

FUND	SCC	DESCRIPTION	BEGIN BALANCE	MTD RECEIPTS	FYTD RECEIPTS	MTD EXPENDITURES	FYTD EXPENDITURES	CURRENT FUND BALANCE	CURRENT ENCUMBRANCE	UNENCUMBERED FUND BALANCE
019	9000	ADAMH GRANT	6,041.00	0.00	0.00	0.00	0.00	6,041.00	0.00	6,041.00
019	9018	LOWE'S LIGHT UP GA FY08	48.08	0.00	0.00	0.00	0.00	48.08	0.00	48.08
019	9020	RIF PROGRAM GRANT - NO	400.73	0.00	0.00	0.00	0.00	400.73	0.00	400.73
019	9021	JENNINGS - B - BRYNIARSKI	0.82	0.00	0.00	0.00	0.00	0.82	0.00	0.82
019	9023	PUB EDU LEADERSHIP COM GT	0.01	0.00	0.00	0.00	0.00	0.01	0.00	0.01
019	9029	M H J GRANT/ZAVESKY/FY09	6.82	0.00	0.00	0.00	0.00	6.82	0.00	6.82
019	9030	PERF BASD ASSMENT GT FY10	79.76	0.00	0.00	0.00	0.00	79.76	0.00	79.76
019	9031	PBA FY11	256.96	0.00	0.00	0.00	0.00	256.96	0.00	256.96
019	9113	ACS-HACH CHEM GT - HAMMAN	96.34	0.00	0.00	0.00	0.00	96.34	0.00	96.34
019	9121	ADAMH GRANT	40,888.00	0.00	0.00	0.00	0.00	40,888.00	0.00	40,888.00
019	9180	PPG INNOV CLASSRM GT-NO	15.31	0.00	0.00	0.00	0.00	15.31	0.00	15.31
019	9181	FIRST ENERGY GRANT	0.16	0.00	0.00	0.00	0.00	0.16	0.00	0.16
019	9213	VIDEO CLUB GRANT - MHS	2.82	0.00	0.00	0.00	0.00	2.82	0.00	2.82
019	9301	PPG GRANT - ROBOTICS	9.07	0.00	0.00	0.00	0.00	9.07	0.00	9.07
019	9313	JENNINGS - NOP - MILLER	13.86	0.00	0.00	0.00	0.00	13.86	0.00	13.86
019	9413	3M AND OTHER GRANT	152.03	0.00	0.00	0.00	0.00	152.03	0.00	152.03
019	9513	NEA STUDENT ACHIEVE GT	191.88	0.00	0.00	0.00	0.00	191.88	0.00	191.88
019	9715	FUEL UP - BLAKE	23.82	0.00	0.00	0.00	0.00	23.82	0.00	23.82
019	9920	M H J SUPPORT STUGGLING	1,000.00	0.00	0.00	0.00	0.00	1,000.00	0.00	1,000.00

EFINANCEPLUS
 DATE: 09/08/2022
 TIME: 09:09:10
 SELECTION CRITERIA : ALL

MEDINA CITY SCHOOLS
 OH Cash Position Report

PAGE NUMBER: 8

ACCOUNTING PERIOD : 2/23

FUND	SCC	DESCRIPTION	BEGIN BALANCE	MTD RECEIPTS	FYTD RECEIPTS	MTD EXPENDITURES	FYTD EXPENDITURES	CURRENT FUND BALANCE	CURRENT ENCUMBRANCE	UNENCUMBERED FUND BALANCE
<hr/>										
Total For Fund	019:									
		49,227.47	0.00	0.00	0.00	0.00	49,227.47	0.00		49,227.47
020	9001	TRANSPORTATION ENTERPRISE								
		108,824.60	959.43	1,926.64	291.31	493.94	110,257.30	4,708.69		105,548.61
<hr/>										
Total For Fund	020:									
		108,824.60	959.43	1,926.64	291.31	493.94	110,257.30	4,708.69		105,548.61
022	9000	UNCLAIMED FUNDS								
		61,140.72	0.00	66.11	66.11	66.11	61,140.72	4,933.89		56,206.83
022	9093	DIVERSION PROG ADAMHS BD								
		1,000.00	0.00	0.00	0.00	0.00	1,000.00	0.00		1,000.00
022	9094	DIVERSION PROG ADAMHS BD								
		1,000.00	0.00	0.00	0.00	0.00	1,000.00	0.00		1,000.00
022	9300	OH HS ATH ASSOC FUND								
		6,352.64	0.00	0.00	1,863.99	4,491.35	1,861.29	0.00		1,861.29
<hr/>										
Total For Fund	022:									
		69,493.36	0.00	66.11	1,930.10	4,557.46	65,002.01	4,933.89		60,068.12
024	9001	MED AND DRUG/SELF INS								
		4,821,434.86	873,337.89	1,751,546.65	1,012,740.94	1,740,076.66	4,832,904.85	1,467,259.34		3,365,645.51
024	9002	DENT SELF INS								
		557,229.96	62,526.76	125,115.57	81,420.96	141,571.33	540,774.20	198,428.67		342,345.53
024	9094	FLEX PRO								
		59,088.43	0.00	0.00	4,898.81	11,734.59	47,353.84	36,405.03		10,948.81
<hr/>										
Total For Fund	024:									
		5,437,753.25	935,864.65	1,876,662.22	1,099,060.71	1,893,382.58	5,421,032.89	1,702,093.04		3,718,939.85

EFINANCEPLUS
 DATE: 09/08/2022
 TIME: 09:09:10
 SELECTION CRITERIA : ALL

MEDINA CITY SCHOOLS
 OH Cash Position Report

PAGE NUMBER: 9

ACCOUNTING PERIOD : 2/23

FUND	SCC	DESCRIPTION	BEGIN BALANCE	MTD RECEIPTS	FYTD RECEIPTS	MTD EXPENDITURES	FYTD EXPENDITURES	CURRENT FUND BALANCE	CURRENT ENCUMBRANCE	UNENCUMBERED FUND BALANCE
027	0000	WORK COMP-SELF INS	567,443.83	13,184.34	31,867.81	3,755.11	6,966.79	592,344.85	145,953.21	446,391.64
<hr/>										
Total For Fund	027:		567,443.83	13,184.34	31,867.81	3,755.11	6,966.79	592,344.85	145,953.21	446,391.64
<hr/>										
071	9013	SALES TAX P I	3,208,431.53	0.00	932,876.04	1,120,938.37	1,523,230.84	2,618,076.73	644,934.51	1,973,142.22
<hr/>										
Total For Fund	071:		3,208,431.53	0.00	932,876.04	1,120,938.37	1,523,230.84	2,618,076.73	644,934.51	1,973,142.22
<hr/>										
200	9110	GA STUD COUN/K-KIDS CLUB	643.63	1.32	1.99	0.00	0.00	645.62	350.00	295.62
200	9121	CN STUDENT COUNCIL	1,412.87	2.90	4.38	0.00	0.00	1,417.25	0.00	1,417.25
200	9134	FN STUDENT BUSINESS	9.68	0.02	0.03	0.00	0.00	9.71	0.00	9.71
200	9140	HE STUDENT COUNCIL	168.08	0.34	0.52	0.00	0.00	168.60	0.00	168.60
200	9184	NO STUDENT COUNCIL	53.79	0.11	0.17	0.00	0.00	53.96	0.00	53.96
200	9185	NO K-KIDS KIWANIS CLUB	11,029.73	22.61	34.14	0.00	0.00	11,063.87	500.00	10,563.87
200	9202	CL STUDENT COUNCIL	5.03	0.02	0.03	0.00	0.00	5.06	0.00	5.06
200	9204	CL CHEERLEADERS	540.10	1.11	1.67	0.00	0.00	541.77	0.00	541.77
200	9205	CL BUILDERS CLUB	3,713.88	7.61	11.49	0.00	0.00	3,725.37	0.00	3,725.37
200	9209	CL DRAMA CLUB	28,899.56	59.33	89.53	0.00	0.00	28,989.09	0.00	28,989.09
200	9253	RT BUILDERS' CLUB	4,502.75	9.23	13.94	0.00	0.00	4,516.69	2,000.00	2,516.69
200	9254	RT HONORS ACADEMY	6,057.24	12.42	18.75	0.00	0.00	6,075.99	2,000.00	4,075.99

EFINANCEPLUS
 DATE:09/08/2022
 TIME:09:09:10
 SELECTION CRITERIA : ALL

MEDINA CITY SCHOOLS
 OH Cash Position Report

PAGE NUMBER: 10

ACCOUNTING PERIOD : 2/23

FUND	SCC	DESCRIPTION	BEGIN BALANCE	MTD RECEIPTS	FYTD RECEIPTS	MTD EXPENDITURES	FYTD EXPENDITURES	CURRENT FUND BALANCE	CURRENT ENCUMBRANCE	UNENCUMBERED FUND BALANCE
200	9256	RT DRAMA CLUB	7,026.34	14.40	21.74	0.00	0.00	7,048.08	2,000.00	5,048.08
200	9258	RT STUD COUNCIL	5,014.40	10.28	15.52	0.00	0.00	5,029.92	1,500.00	3,529.92
200	9301	YG AMERICANS FOR FREEDOM	0.21	0.00	0.00	0.00	0.00	0.21	0.00	0.21
200	9302	ART CLUB	1,059.95	2.17	3.28	0.00	0.00	1,063.23	500.00	563.23
200	9303	CULTURAL EXPLORATION	202.58	0.42	0.63	0.00	0.00	203.21	0.00	203.21
200	9304	CAREER ASSOCIATION	0.37	0.00	0.00	0.00	0.00	0.37	0.00	0.37
200	9305	CHEMCLUB	2.18	0.00	0.00	0.00	0.00	2.18	0.00	2.18
200	9307	VOCAL	41,784.52	71.31	155.02	7,050.00	7,050.00	34,889.54	30,950.00	3,939.54
200	9309	IMPROV CLUB	595.03	1.22	1.84	0.00	0.00	596.87	600.00	-3.13
200	9310	D E P - NAT'L GERMAN HON	0.45	0.00	0.00	0.00	0.00	0.45	0.00	0.45
200	9312	DRAMA CLUB	20,825.24	42.69	64.45	0.00	0.00	20,889.69	14,000.00	6,889.69
200	9314	MEDINA OUTDOORS CLUB	490.95	1.01	1.52	0.00	0.00	492.47	450.00	42.47
200	9315	FELLOWSHIP OF CHRISTIAN ATH	347.42	0.71	1.07	0.00	0.00	348.49	340.00	8.49
200	9318	GIRLS LEADERSHIP CLUB	7,257.16	14.88	22.46	0.00	0.00	7,279.62	3,100.00	4,179.62
200	9321	KEY CLUB	61,231.11	125.53	189.52	0.00	0.00	61,420.63	10,000.00	51,420.63
200	9323	MEDINAMITE	1,739.86	3.57	5.39	0.00	0.00	1,745.25	2,000.00	-254.75
200	9324	MEDINIAN	67,292.37	137.95	208.27	0.00	0.00	67,500.64	11,000.00	56,500.64
200	9325	MHS BAND	14,589.44	29.91	45.16	0.00	0.00	14,634.60	21,000.00	-6,365.40
200	9326	NATIONAL HONOR SOCIETY	15,640.89	40.58	56.92	0.00	0.00	15,697.81	3,500.00	12,197.81
200	9327	ORCHESTRA	34,907.27	71.56	108.04	0.00	0.00	35,015.31	5,471.17	29,544.14

EFINANCEPLUS
 DATE: 09/08/2022
 TIME: 09:09:10
 SELECTION CRITERIA : ALL

MEDINA CITY SCHOOLS
 OH Cash Position Report

PAGE NUMBER: 11

ACCOUNTING PERIOD : 2/23

FUND	SCC	DESCRIPTION	BEGIN BALANCE	MTD RECEIPTS	FYTD RECEIPTS	MTD EXPENDITURES	FYTD EXPENDITURES	CURRENT FUND BALANCE	CURRENT ENCUMBRANCE	UNENCUMBERED FUND BALANCE
200	9330	SCIENCE OLYMPIAD CLUB								
		2,161.67	4.43	6.69	0.00	0.00	2,168.36	2,150.00	18.36	
200	9331	SKI CLUB								
		3.26	0.01	0.01	0.00	0.00	3.27	0.00	3.27	
200	9332	SPANISH CLUB								
		15,310.79	31.39	47.39	0.00	0.00	15,358.18	6,500.00	8,858.18	
200	9333	STUDENT COUNCIL								
		45,029.93	239.22	286.28	1,660.00	1,660.00	43,656.21	58,340.00	-14,683.79	
200	9335	LATIN CLUB								
		6,948.80	14.25	21.51	0.00	0.00	6,970.31	5,000.00	1,970.31	
200	9336	FRENCH CLUB								
		255.53	0.52	0.79	0.00	0.00	256.32	1,250.00	-993.68	
200	9337	AMERICAN SIGN LANGUAGE								
		310.32	0.64	0.96	0.00	0.00	311.28	0.00	311.28	
200	9339	SPEECH/DEBATE CLUB								
		19,594.79	3,069.43	3,089.91	946.00	946.00	21,738.70	27,554.00	-5,815.30	
200	9340	O.C.O.M.								
		511.38	1.05	1.58	0.00	0.00	512.96	1,000.00	-487.04	
200	9346	PENGUIN BOWL/NOSB								
		123.19	0.25	0.38	0.00	0.00	123.57	600.00	-476.43	
200	9350	TECHNOLOGY CLUB								
		105.34	0.22	0.33	0.00	0.00	105.67	2,000.00	-1,894.33	
200	9352	VIDEO CLUB - SR HI								
		6,529.22	13.39	20.21	0.00	0.00	6,549.43	5,000.00	1,549.43	
200	9353	CHINESE CLUB								
		1,120.05	2.30	3.47	0.00	0.00	1,123.52	100.00	1,023.52	
200	9355	GENDER AND SEXUALITY ALLI								
		1,234.21	2.53	3.82	0.00	0.00	1,238.03	800.00	438.03	
200	9380	V O F T								
		17,883.01	34.61	52.25	0.00	1,000.00	16,935.26	10,000.00	6,935.26	
200	9420	CLASS OF 2020								
		216.10	0.00	0.00	0.00	216.10	0.00	0.00	0.00	
200	9421	CLASS OF 2021								
		907.04	0.00	0.00	0.00	904.41	2.63	0.00	2.63	
200	9422	CLASS OF 2022								
		1,057.40	0.27	0.93	500.00	924.49	133.84	130.00	3.84	
200	9423	CLASS OF 2023								
		6,616.25	12.54	19.47	500.00	500.00	6,135.72	9,100.00	-2,964.28	
200	9424	CLASS OF 2024								
		2,788.35	298.94	301.85	0.00	0.00	3,090.20	48,000.00	-44,909.80	

EFINANCEPLUS
 DATE:09/08/2022
 TIME:09:09:10
 SELECTION CRITERIA : ALL

MEDINA CITY SCHOOLS
 OH Cash Position Report

PAGE NUMBER: 12

ACCOUNTING PERIOD : 2/23

FUND	SCC	DESCRIPTION	BEGIN BALANCE	MTD RECEIPTS	FYTD RECEIPTS	MTD EXPENDITURES	FYTD EXPENDITURES	CURRENT FUND BALANCE	CURRENT ENCUMBRANCE	UNENCUMBERED FUND BALANCE
200	9425	CLASS OF 2025	2,106.49	4.32	6.52	0.00	0.00	2,113.01	2,200.00	-86.99
200	9426	CLASS OF 2026	0.00	0.00	0.00	0.00	0.00	0.00	2,200.00	-2,200.00
200	9999	STUD ACTIV FD WAGES/BENE	0.01	0.00	0.00	0.00	0.00	0.01	0.00	0.01
<hr/>										
Total For Fund	200:	467,857.21	4,415.52	4,941.82	10,656.00	13,201.00	459,598.03	293,185.17	166,412.86	
300	0000	ATHLETIC FUND	157,003.05	0.00	0.00	0.00	0.00	157,003.05	0.00	157,003.05
300	3000	ATHLETIC FUND	-277,730.68	0.00	0.00	67,438.11	118,719.40	-396,450.08	76,322.73	-472,772.81
300	3001	ATHLETICS OTH	123,950.07	7,060.01	23,989.40	0.00	0.00	147,939.47	0.00	147,939.47
300	3003	ATH BOYS BB	30,863.89	0.00	0.00	0.00	0.00	30,863.89	0.00	30,863.89
300	3004	ATH GIRLS BB	13,055.97	0.00	0.00	0.00	0.00	13,055.97	0.00	13,055.97
300	3007	ATH BOYS CC	11,055.00	1,000.00	1,150.00	0.00	0.00	12,205.00	0.00	12,205.00
300	3008	ATH HS FOOTBALL	125,716.25	20,705.97	28,064.97	0.00	0.00	153,781.22	0.00	153,781.22
300	3010	ATH SOCCER	138.00	0.00	0.00	0.00	0.00	138.00	0.00	138.00
300	3012	ATH BOYS SOCCER	13,861.00	1,396.98	1,396.98	0.00	0.00	15,257.98	0.00	15,257.98
300	3013	ATH GIRLS SOCCER	15,377.38	1,899.99	1,899.99	0.00	0.00	17,277.37	0.00	17,277.37
300	3015	ATH BOYS TRACK	8,160.96	175.00	350.00	0.00	0.00	8,510.96	0.00	8,510.96
300	3016	ATH GIRLS TRACK	1,525.00	175.00	175.00	0.00	0.00	1,700.00	0.00	1,700.00
300	3017	ATH GIRLS VBALL	12,874.16	2,006.00	2,006.00	0.00	0.00	14,880.16	0.00	14,880.16
300	3018	ATH WRESTLING	2,987.02	0.00	0.00	0.00	0.00	2,987.02	0.00	2,987.02

EFINANCEPLUS
 DATE: 09/08/2022
 TIME: 09:09:10
 SELECTION CRITERIA : ALL

MEDINA CITY SCHOOLS
 OH Cash Position Report

PAGE NUMBER: 13

ACCOUNTING PERIOD : 2/23

FUND	SCC	DESCRIPTION	BEGIN BALANCE	MTD RECEIPTS	FYTD RECEIPTS	MTD EXPENDITURES	FYTD EXPENDITURES	CURRENT FUND BALANCE	CURRENT ENCUMBRANCE	UNENCUMBERED FUND BALANCE
300	3019	ATH BOYS LACROSSE								
		6,417.99	0.00	0.00	0.00	0.00	6,417.99	0.00	6,417.99	
300	3020	ATH GIRLS LACROSSE								
		6,565.99	0.00	0.00	0.00	0.00	6,565.99	0.00	6,565.99	
300	3021	ATH BOYS SWIMMING								
		1,318.37	0.00	0.00	0.00	0.00	1,318.37	0.00	1,318.37	
300	3022	ATH GIRLS SWIMMING								
		1,083.36	0.00	0.00	0.00	0.00	1,083.36	0.00	1,083.36	
300	9110	GARFIELD FIELD TRIPS								
		5,572.62	0.00	0.00	1,031.00	683.40	4,889.22	4,000.00	889.22	
300	9120	CANAVAN FIELD TRIP								
		-387.37	0.00	0.00	0.00	0.00	-387.37	0.00	-387.37	
300	9121	WORLD WATCHER'S CLUB								
		7,362.04	0.00	0.00	0.00	0.00	7,362.04	0.00	7,362.04	
300	9130	FENN FIELD TRIPS								
		0.00	0.00	0.00	0.00	-150.00	150.00	0.00	150.00	
300	9140	HERITAGE FIELD TRIPS								
		117.71	0.00	0.00	0.00	0.00	117.71	160.00	-42.29	
300	9160	BLAKE FIELD TRIPS								
		448.58	0.00	0.00	0.00	0.00	448.58	0.00	448.58	
300	9170	WAITE FIELD TRIPS								
		0.00	0.00	0.00	0.00	-450.00	450.00	0.00	450.00	
300	9180	NORTHROP FIELD TRIPS								
		1,034.16	0.00	0.00	0.00	0.00	1,034.16	0.00	1,034.16	
300	9201	CL BAND FUND								
		20,500.64	0.00	0.00	0.00	2,652.76	17,847.88	36,000.00	-18,152.12	
300	9202	CL ORCHESTRA FD.								
		258.00	0.00	0.00	0.00	0.00	258.00	0.00	258.00	
300	9203	CL LIBRARY								
		370.00	0.00	0.00	0.00	0.00	370.00	0.00	370.00	
300	9204	CL CHOIR FUND								
		634.10	0.00	0.00	0.00	0.00	634.10	0.00	634.10	
300	9250	RT BAND FUND								
		10,526.73	0.00	0.00	0.00	0.00	10,526.73	17,556.00	-7,029.27	
300	9251	RT ORCHESTRA FUND								
		1,246.65	0.00	0.00	0.00	0.00	1,246.65	0.00	1,246.65	
300	9252	RT CHOIR FUND								
		3,270.15	0.00	0.00	0.00	0.00	3,270.15	0.00	3,270.15	
300	9253	RT BEEHIVE								
		1,758.78	0.00	0.00	0.00	0.00	1,758.78	200.00	1,558.78	

EFINANCEPLUS
 DATE:09/08/2022
 TIME:09:09:10
 SELECTION CRITERIA : ALL

MEDINA CITY SCHOOLS
 OH Cash Position Report

PAGE NUMBER: 14

ACCOUNTING PERIOD : 2/23

FUND	SCC	DESCRIPTION	BEGIN BALANCE	MTD RECEIPTS	FYTD RECEIPTS	MTD EXPENDITURES	FYTD EXPENDITURES	CURRENT FUND BALANCE	CURRENT ENCUMBRANCE	UNENCUMBERED FUND BALANCE
300	9258	RT DIST SUPER ACTIV								
		-392.50		34,055.00	34,055.00	0.00	0.00	33,662.50	115,765.00	-82,102.50
300	9301	BOWLING CLUB								
		5,269.00	0.00	0.00	0.00	0.00	0.00	5,269.00	0.00	5,269.00
300	9302	MENS VOLLEYBALL								
		3,708.17	600.00	600.00	400.00	400.00	400.00	3,908.17	10,120.00	-6,211.83
300	9303	HUDDLE/SHUDDLE								
		1,134.87	0.00	0.00	0.00	0.00	0.00	1,134.87	3,500.00	-2,365.13
300	9304	LINK CREW								
		3,302.64	0.00	0.00	603.34	603.34	603.34	2,699.30	2,661.66	37.64
300	9313	MUSICAL								
		29,116.42	0.00	0.00	0.00	0.00	0.00	29,116.42	22,000.00	7,116.42
300	9325	MHS BAND TRIP								
		7,171.20	0.00	0.00	0.00	0.00	0.00	7,171.20	0.00	7,171.20
300	9334	BEEHIVE CAFE								
		18,567.45	0.00	0.00	0.00	0.00	0.00	18,567.45	17,400.00	1,167.45
300	9390	GLOBAL TRIPS								
		460.00	-85.00	-85.00	0.00	0.00	0.00	375.00	0.00	375.00
300	9410	SPARKLE CHEERLEADING								
		1,873.21	0.00	0.00	0.00	0.00	0.00	1,873.21	1,430.00	443.21
<hr/>										
Total For Fund	300:									
		377,146.03	68,988.95	93,602.34	69,472.45	122,458.90	348,289.47	307,115.39		41,174.08
401	9012	ST FRANCIS AUX SERVICES								
		57,580.59	102.52	157.13	2,251.40	7,573.06	50,164.66	0.00		50,164.66
401	9013	ST FRANCIS AUX SERVICES								
		0.00	83,089.14	83,089.14	2,969.41	2,969.41	80,119.73	37,649.67		42,470.06
401	9017	AUX ST FRANCIS								
		37.41	0.00	0.00	0.00	0.00	37.41	0.00		37.41
401	9022	NURTURY AUX SERVICES								
		10,356.31	21.23	32.05	0.00	0.00	10,388.36	0.00		10,388.36
401	9023	NURTURY AUX SERVICES								
		0.00	2,824.56	2,824.56	0.00	0.00	2,824.56	0.00		2,824.56
401	9027	AUX FUNDS NURTURY								
		72.90	0.00	0.00	0.00	0.00	72.90	0.00		72.90
401	9032	MCA AUX SERVICES								
		26,269.50	50.64	76.45	0.00	1,567.92	24,778.03	6,517.98		18,260.05

EFINANCEPLUS
 DATE:09/08/2022
 TIME:09:09:10
 SELECTION CRITERIA : ALL

MEDINA CITY SCHOOLS
 OH Cash Position Report

PAGE NUMBER: 15

ACCOUNTING PERIOD : 2/23

FUND	SCC	DESCRIPTION	BEGIN BALANCE	MTD RECEIPTS	FYTD RECEIPTS	MTD EXPENDITURES	FYTD EXPENDITURES	CURRENT FUND BALANCE	CURRENT ENCUMBRANCE	UNENCUMBERED FUND BALANCE
401	9033	MCA AUX SERVICES 0.00		102,390.30	102,390.30	92,409.31	92,409.31	9,980.99	55,106.88	-45,125.89
401	9066	SM WONDERS 1,644.12		0.00	0.00	0.00	0.00	1,644.12	0.00	1,644.12
Total For Fund 401:			95,960.83	188,478.39	188,569.63	97,630.12	104,519.70	180,010.76	99,274.53	80,736.23
432	9097	MANAGE INFO SYS 0.80		0.00	0.00	0.00	0.00	0.80	0.00	0.80
Total For Fund 432:			0.80	0.00	0.00	0.00	0.00	0.80	0.00	0.80
450	9008	SCHOOLNET PLUS FY2008 1.00		0.00	0.00	0.00	0.00	1.00	0.00	1.00
Total For Fund 450:			1.00	0.00	0.00	0.00	0.00	1.00	0.00	1.00
451	9012	CONNECTIVITY 6,582.50		0.00	0.00	0.00	0.00	6,582.50	4,711.20	1,871.30
Total For Fund 451:			6,582.50	0.00	0.00	0.00	0.00	6,582.50	4,711.20	1,871.30
452	9008	SCHOOLNET PD FY08 66.15		0.00	0.00	0.00	0.00	66.15	0.00	66.15
Total For Fund 452:			66.15	0.00	0.00	0.00	0.00	66.15	0.00	66.15

EFINANCEPLUS
 DATE:09/08/2022
 TIME:09:09:10
 SELECTION CRITERIA : ALL

MEDINA CITY SCHOOLS
 OH Cash Position Report

PAGE NUMBER: 16

ACCOUNTING PERIOD : 2/23

FUND	SCC	DESCRIPTION	BEGIN BALANCE	MTD RECEIPTS	FYTD RECEIPTS	MTD EXPENDITURES	FYTD EXPENDITURES	CURRENT FUND BALANCE	CURRENT ENCUMBRANCE	UNENCUMBERED FUND BALANCE
467	9021	STUD WELLNESS AND SUCCESS								
		71,712.61	0.00	0.00	28,389.34	75,174.16	-3,461.55	0.00		-3,461.55
<hr/>										
Total For Fund	467:	71,712.61	0.00	0.00	28,389.34	75,174.16	-3,461.55	0.00		-3,461.55
499	9012	INTERN PSYCH FY12								
		45.81	0.00	0.00	0.00	0.00	45.81	0.00		45.81
499	9013	INTERN PSYCH FY13								
		39.97	0.00	0.00	0.00	0.00	39.97	0.00		39.97
499	9019	SCHOOL SAFETY								
		16,617.54	0.00	0.00	0.00	0.00	16,617.54	0.00		16,617.54
499	9024	LOCAL GOV INNOVATION FUND								
		7,750.00	0.00	0.00	0.00	0.00	7,750.00	0.00		7,750.00
499	9039	INTERN PSYCH GRANT FY09								
		2.20	0.00	0.00	0.00	0.00	2.20	0.00		2.20
499	9112	E-TECH BLENDED LEARNING								
		321.71	0.00	0.00	0.00	0.00	321.71	0.00		321.71
<hr/>										
Total For Fund	499:	24,777.23	0.00	0.00	0.00	0.00	24,777.23	0.00		24,777.23
506	9014	RES ED GRANT								
		950.00	0.00	0.00	0.00	0.00	950.00	0.00		950.00
<hr/>										
Total For Fund	506:	950.00	0.00	0.00	0.00	0.00	950.00	0.00		950.00
507	9022	ARP ESSER								
		0.00	0.00	0.00	36,122.88	66,473.22	-66,473.22	1,785,348.90		-1,851,822.12
507	9121	ESSER II								
		-279.43	0.00	0.00	3,336.53	13,888.49	-14,167.92	60,577.59		-74,745.51

EFINANCEPLUS
 DATE: 09/08/2022
 TIME: 09:09:10
 SELECTION CRITERIA : ALL

MEDINA CITY SCHOOLS
 OH Cash Position Report

PAGE NUMBER: 17

ACCOUNTING PERIOD : 2/23

FUND	SCC	DESCRIPTION	BEGIN BALANCE	MTD RECEIPTS	FYTD RECEIPTS	MTD EXPENDITURES	FYTD EXPENDITURES	CURRENT FUND BALANCE	CURRENT ENCUMBRANCE	UNENCUMBERED FUND BALANCE
<hr/>										
Total For Fund	507:									
			-279.43	0.00	0.00	39,459.41	80,361.71	-80,641.14	1,845,926.49	-1,926,567.63
516	9015	TITLE VI-B								
		2,690.82		0.00	0.00	0.00	0.00	2,690.82	0.00	2,690.82
516	9016	TITLE VI-B								
		229.90		0.00	0.00	0.00	0.00	229.90	0.00	229.90
516	9021	TITLE VI-B								
		4.85		0.00	0.00	0.00	0.00	4.85	0.00	4.85
516	9022	TITLE VI-B								
		0.00		0.00	0.00	92,198.75	238,690.37	-238,690.37	0.00	-238,690.37
516	9023	TITLE VI-B								
		0.00		0.00	0.00	9,493.04	9,493.04	-9,493.04	55,223.86	-64,716.90
516	9122	ARP IDEA								
		0.00		0.00	0.00	0.00	1,335.12	-1,335.12	0.00	-1,335.12
<hr/>										
Total For Fund	516:									
			2,925.57	0.00	0.00	101,691.79	249,518.53	-246,592.96	55,223.86	-301,816.82
551	9120	TITLE III LEP								
		2,792.08		0.00	0.00	0.00	0.00	2,792.08	0.00	2,792.08
551	9122	TITLE III LEP								
		-220.00		7,842.15	7,842.15	0.00	921.51	6,700.64	0.00	6,700.64
<hr/>										
Total For Fund	551:									
			2,572.08	7,842.15	7,842.15	0.00	921.51	9,492.72	0.00	9,492.72
572	9022	TITLE I								
		0.00		0.00	0.00	30,604.41	72,811.59	-72,811.59	0.00	-72,811.59
572	9023	TITLE I								
		0.00		0.00	0.00	0.00	0.00	0.00	3,000.00	-3,000.00
572	9116	TITLE I-D								
		2.83		0.00	0.00	0.00	0.00	2.83	0.00	2.83

MEDINA CITY SCHOOLS
OH Cash Position Report

ACCOUNTING PERIOD : 2/23

FUND	SCC	DESCRIPTION BEGIN BALANCE	MTD RECEIPTS	FYTD RECEIPTS	MTD EXPENDITURES	FYTD EXPENDITURES	CURRENT FUND BALANCE	CURRENT ENCUMBRANCE	UNENCUMBERED FUND BALANCE
572	9121	TITLE I-D -417.64	0.00	0.00	0.00	0.00	-417.64	0.00	-417.64
572	9122	TITLE I-D 417.64	0.00	0.00	71,665.54	81,035.94	-80,618.30	36,474.32	-117,092.62
572	9123	TITLE I-D 0.00	0.00	0.00	3,696.79	3,696.79	-3,696.79	3,000.00	-6,696.79
572	9222	-15,690.39	0.00	0.00	0.00	0.00	-15,690.39	0.00	-15,690.39
Total For Fund	572:	-15,687.56	0.00	0.00	105,966.74	157,544.32	-173,231.88	42,474.32	-215,706.20
584	9022	TITLE IV-A -861.90	0.00	0.00	17,721.60	20,247.77	-21,109.67	0.00	-21,109.67
584	9023	TITLE IV-A 0.00	0.00	0.00	1,405.05	1,405.05	-1,405.05	0.00	-1,405.05
Total For Fund	584:	-861.90	0.00	0.00	19,126.65	21,652.82	-22,514.72	0.00	-22,514.72
587	9022	EARLY CHILDHOOD 0.00	0.00	0.00	3,410.89	8,327.59	-8,327.59	0.00	-8,327.59
587	9023	EARLY CHILDHOOD 0.00	0.00	0.00	0.00	0.00	0.00	1,174.00	-1,174.00
Total For Fund	587:	0.00	0.00	0.00	3,410.89	8,327.59	-8,327.59	1,174.00	-9,501.59
590	9022	TITLE II-A 0.00	0.00	0.00	24,900.80	48,002.91	-48,002.91	0.00	-48,002.91
590	9023	TITLE II-A 0.00	0.00	0.00	30,365.08	30,365.08	-30,365.08	38,422.21	-68,787.29

EFINANCEPLUS
 DATE: 09/08/2022
 TIME: 09:09:10
 SELECTION CRITERIA : ALL

MEDINA CITY SCHOOLS
 OH Cash Position Report

PAGE NUMBER: 19

ACCOUNTING PERIOD : 2/23

FUND	SCC	DESCRIPTION	BEGIN BALANCE	MTD RECEIPTS	FYTD RECEIPTS	MTD EXPENDITURES	FYTD EXPENDITURES	CURRENT FUND BALANCE	CURRENT ENCUMBRANCE	UNENCUMBERED FUND BALANCE

Total For Fund 590:			0.00	0.00	0.00	55,265.88	78,367.99	-78,367.99	38,422.21	-116,790.20
599	9022	NSLP EQUIP ASSIST	0.00	0.00	0.00	51,796.25	65,878.28	-65,878.28	61,501.62	-127,379.90

Total For Fund 599:			0.00	0.00	0.00	51,796.25	65,878.28	-65,878.28	61,501.62	-127,379.90

GRAND TOTALS:			67,753,269.09	3,355,320.69	32,930,971.02	10,060,992.69	20,419,476.52	80,264,763.59	9,654,224.85	70,610,538.74

EFINANCEPLUS
 DATE: 09/08/2022
 TIME: 09:09:10
 SELECTION CRITERIA : ALL

MEDINA CITY SCHOOLS
 OH Cash Position Report

PAGE NUMBER: 20

ACCOUNTING PERIOD : 2/23

FUND	SCC	DESCRIPTION BEGIN BALANCE	MTD RECEIPTS	FYTD RECEIPTS	MTD EXPENDITURES	FYTD EXPENDITURES	CURRENT FUND BALANCE	CURRENT ENCUMBRANCE	UNENCUMBERED FUND BALANCE
001		31,219,516.68	1,878,512.74	24,689,599.22	5,895,661.92	13,411,899.24	42,497,216.66	2,973,795.40	39,523,421.26
002		3,731,713.08	0.00	1,641,160.00	0.00	0.00	5,372,873.08	1,250.00	5,371,623.08
003		473,785.05	0.00	0.00	83,116.24	60,844.78	412,940.27	57,963.50	354,976.77
006		1,141,851.51	118,666.97	120,543.85	148,018.35	312,707.05	949,688.31	275,441.32	674,246.99
007		48,716.42	99.87	150.77	0.00	0.00	48,867.19	20,000.00	28,867.19
008		724,007.48	98.32	148.44	0.00	0.00	724,155.92	0.00	724,155.92
009		154,039.38	63,892.45	64,149.95	55,859.08	60,216.23	157,973.10	188,378.81	-30,405.71
014		795,546.60	67,240.00	138,183.29	125,287.45	238,611.48	695,118.41	91,382.27	603,736.14
016		18,060,061.09	0.00	3,129,870.00	911,957.21	1,872,857.26	19,317,073.83	538,623.72	18,778,450.11
018		929,134.64	7,076.91	8,810.74	32,251.32	55,782.36	882,163.02	255,757.70	626,405.32
019		49,227.47	0.00	0.00	0.00	0.00	49,227.47	0.00	49,227.47
020		108,824.60	959.43	1,926.64	291.31	493.94	110,257.30	4,708.69	105,548.61
022		69,493.36	0.00	66.11	1,930.10	4,557.46	65,002.01	4,933.89	60,068.12
024		5,437,753.25	935,864.65	1,876,662.22	1,099,060.71	1,893,382.58	5,421,032.89	1,702,093.04	3,718,939.85

EFINANCEPLUS
 DATE:09/08/2022
 TIME:09:09:10
 SELECTION CRITERIA : ALL

MEDINA CITY SCHOOLS
 OH Cash Position Report

PAGE NUMBER: 21

ACCOUNTING PERIOD : 2/23

FUND	SCC	DESCRIPTION BEGIN BALANCE	MTD RECEIPTS	FYTD RECEIPTS	MTD EXPENDITURES	FYTD EXPENDITURES	CURRENT FUND BALANCE	CURRENT ENCUMBRANCE	UNENCUMBERED FUND BALANCE
027		567,443.83	13,184.34	31,867.81	3,755.11	6,966.79	592,344.85	145,953.21	446,391.64
071		3,208,431.53	0.00	932,876.04	1,120,938.37	1,523,230.84	2,618,076.73	644,934.51	1,973,142.22
200		467,857.21	4,415.52	4,941.82	10,656.00	13,201.00	459,598.03	293,185.17	166,412.86
300		377,146.03	68,988.95	93,602.34	69,472.45	122,458.90	348,289.47	307,115.39	41,174.08
401		95,960.83	188,478.39	188,569.63	97,630.12	104,519.70	180,010.76	99,274.53	80,736.23
432		0.80	0.00	0.00	0.00	0.00	0.80	0.00	0.80
450		1.00	0.00	0.00	0.00	0.00	1.00	0.00	1.00
451		6,582.50	0.00	0.00	0.00	0.00	6,582.50	4,711.20	1,871.30
452		66.15	0.00	0.00	0.00	0.00	66.15	0.00	66.15
467		71,712.61	0.00	0.00	28,389.34	75,174.16	-3,461.55	0.00	-3,461.55
499		24,777.23	0.00	0.00	0.00	0.00	24,777.23	0.00	24,777.23
506		950.00	0.00	0.00	0.00	0.00	950.00	0.00	950.00
507		-279.43	0.00	0.00	39,459.41	80,361.71	-80,641.14	1,845,926.49	-1,926,567.63
516		2,925.57	0.00	0.00	101,691.79	249,518.53	-246,592.96	55,223.86	-301,816.82

EFINANCEPLUS
 DATE: 09/08/2022
 TIME: 09:09:10
 SELECTION CRITERIA : ALL

MEDINA CITY SCHOOLS
 OH Cash Position Report

PAGE NUMBER: 22

ACCOUNTING PERIOD : 2/23

FUND	SCC	DESCRIPTION	MTD RECEIPTS	FYTD RECEIPTS	MTD EXPENDITURES	FYTD EXPENDITURES	CURRENT FUND BALANCE	CURRENT ENCUMBRANCE	UNENCUMBERED FUND BALANCE
		BEGIN BALANCE							
551		2,572.08	7,842.15	7,842.15	0.00	921.51	9,492.72	0.00	9,492.72
572		-15,687.56	0.00	0.00	105,966.74	157,544.32	-173,231.88	42,474.32	-215,706.20
584		-861.90	0.00	0.00	19,126.65	21,652.82	-22,514.72	0.00	-22,514.72
587		0.00	0.00	0.00	3,410.89	8,327.59	-8,327.59	1,174.00	-9,501.59
590		0.00	0.00	0.00	55,265.88	78,367.99	-78,367.99	38,422.21	-116,790.20
599		0.00	0.00	0.00	51,796.25	65,878.28	-65,878.28	61,501.62	-127,379.90
GRAND TOTALS:		67,753,269.09	3,355,320.69	32,930,971.02	10,060,992.69	20,419,476.52	80,264,763.59	9,654,224.85	70,610,538.74

Medina City Schools

Check Register For

September 2022

10/13/22

12:04 PM

Check Date	Check Number	Vendor Name	Transaction Amount
09/01/2022	V707351	GORDON FOOD SERVICE	\$10,502.54
09/01/2022	V707379	MEMO - MEDICAL MUTUAL	\$58,312.90
09/01/2022 - Total			\$68,815.44
09/02/2022	V708678	MEMO - A&M ENDEAVORS LLC	\$54.95
09/02/2022 - Total			\$54.95
09/06/2022	V707378	MEMO - MEDICAL MUTUAL	\$224,946.30
09/06/2022	V708677	MEMO - SERS - BOARD	\$225,287.12
09/06/2022 - Total			\$450,233.42
09/07/2022	V707380	MEMO MET LIFE INSURANCE	\$3,564.05
09/07/2022	V708680	MEMO - WESTFIELD BANK	\$603.17
09/07/2022 - Total			\$4,167.22
09/08/2022	V707352	GORDON FOOD SERVICE	\$11,522.37
09/08/2022 - Total			\$11,522.37
09/09/2022	707254	4IMPRINT INC	\$310.09
09/09/2022	707255	AMY BREWER (PETTY CASHIER)	\$350.00
09/09/2022	707256	AQUACLEAR	\$22.55
09/09/2022	707257	ARMSTRONG UTILITIES INC.	\$710.07
09/09/2022	707258	ASSET TECHNOLOGIES LLC	\$1,702.15
09/09/2022	707259	AUDITOR OF STATE'S OFFICE	\$574.00
09/09/2022	707260	BAKER VEHICLE SYSTEMS INC	\$42.49
09/09/2022	707261	BARNES & NOBLE BOOKSELLERS	\$192.00
09/09/2022	707262	BATTELLE FOR KIDS	\$4,403.70
09/09/2022	707263	NEW DAIRY HOLDCO, LLC.	\$3,078.27
09/09/2022	707264	BULK BOOKSTORE	\$2,794.84
09/09/2022	707265	BUZZARD TOOLS LLC	\$379.99
09/09/2022	707266	BRIGHAM YOUNG UNIVERSITY	\$26,235.00
09/09/2022	707267	CAFETERIA-PEPSI COLA ORDERS	\$711.71
09/09/2022	707268	CARDINAL BUS SALES & SERV INC	\$850.40
09/09/2022	707269	CAROLINA BIOLOGICAL SUPPLY CO.	\$172.35
09/09/2022	707270	CHUCK'S CUSTOM LLC	\$25.08
09/09/2022	707271	CITY OF MEDINA (WATER DEPT.)	\$14,221.69
09/09/2022	707272	COCA COLA BOTTLING CO CSLDT	\$1,769.70
09/09/2022	707273	COUNS. CNTR OF WAYNE & HOLMES CTY.	\$39,624.65

Medina City Schools Check Register For September 2022

10/13/22

12:04 PM

Check Date	Check Number	Vendor Name	Transaction Amount
09/09/2022	707274	CROWN TROPHY OF MEDINA	\$289.00
09/09/2022	707275	CUMMINS SALES AND SERVICE	\$37.73
09/09/2022	707276	CUYAHOGA COMMUNITY COLLEGE	\$150.00
09/09/2022	707277	DEMCO INC	\$65.81
09/09/2022	707278	DIRECT AIR SYSTEMS INC.	\$6,774.00
09/09/2022	707279	ELECTRICAL APPLIANCE REPAIR	\$292.95
09/09/2022	707280	EMPIRICAL RESOLUTION INC	\$160.00
09/09/2022	707281	ESC OF MEDINA COUNTY	\$105,855.58
09/09/2022	707282	GCL EDUCATION SERVICES LLC.	\$1,650.00
09/09/2022	707283	GEORGE JUNIOR REPUBLIC IN PA.	\$3,597.50
09/09/2022	707284	GORDON FOOD SERVICE	\$176.13
09/09/2022	707285	HOUSE OF FLOWERS BOUTIQUE	\$105.00
09/09/2022	707286	HSH CONSTRUCTION & EXCAVATING, INC.	\$15,750.00
09/09/2022	707287	INNOVATIVE SOLUTIONS DISTRIBUTION	\$1,052.50
09/09/2022	707288	JACKSON LOCAL SCHOOLS	\$195.00
09/09/2022	707289	JOHNSTONE SUPPLY	\$4,784.60
09/09/2022	707290	JW PEPPER & SON, INC.	\$190.98
09/09/2022	707291	LAKESHORE EQUIPMENT COMPANY	\$480.10
09/09/2022	707292	LEARNING ALLY	\$14,903.00
09/09/2022	707293	LEARNWELL	\$897.80
09/09/2022	707294	LORAIN COUNTY COMM. COLLEGE	\$75.00
09/09/2022	707295	MACGILL DISCOUNT NURSE SUPPLY	\$481.37
09/09/2022	707296	MARS ELECTRIC CO.	\$14.43
09/09/2022	707297	MASTER TEACHER INC	\$1,232.00
09/09/2022	707298	MATH LEARNING CENTER	\$10,253.80
09/09/2022	707299	MCS FOOD SERVICE DEPT.	\$2,575.64
09/09/2022	707300	MEDINA CITY SCHOOLS	\$1,360.00
09/09/2022	707301	MEDINA CITY SCHOOLS - BUSINESS DEPT	\$590.68
09/09/2022	707302	MEDINA COUNTY BOARD OF DD.	\$10,276.50
09/09/2022	707303	MEDINA HARDWARE INC	\$35.25
09/09/2022	707304	MIDLAND HARDWARE COMPANY	\$267.00
09/09/2022	707305	MINUTEMAN PRESS	\$240.44
09/09/2022	707306	ALFRED NICKLES BAKERY INC	\$389.62

Medina City Schools Check Register For September 2022

10/13/22

12:04 PM

Check Date	Check Number	Vendor Name	Transaction Amount
09/09/2022	707307	OHIO EDISON COMPANY	\$53,576.12
09/09/2022	707308	OTC BRANDS INC	\$39.99
09/09/2022	707309	P & A ADMINISTRATIVE SERVICES	\$604.40
09/09/2022	707310	PLAYGROUND EQUIPMENT SALES	\$3,458.30
09/09/2022	707311	POWER OF THE PEN	\$450.00
09/09/2022	707312	PRO-ED INC.	\$645.00
09/09/2022	707313	RUMPKE OF OHIO INC	\$904.42
09/09/2022	707314	SCHOLASTIC, INC.	\$133.18
09/09/2022	707315	SCOTT MOATS CONSTRUCTION SERV	\$550.00
09/09/2022	707316	SHERWIN WILLIAMS COMPANY	\$310.21
09/09/2022	707317	STEPHANIE M. BOWLIN	\$138.75
09/09/2022	707318	HUDSON CITY SCHOOLS	\$500.00
09/09/2022	707319	SMITH BROTHERS INC.	\$1,097.00
09/09/2022	707320	ST. JOHN'S JESUIT HIGH SCHOOL	\$275.00
09/09/2022	707321	STANDARD WELDING & STEEL PRODUCTS	\$100.00
09/09/2022	707322	STAPLES INC	\$38.27
09/09/2022	707323	TALBERT'S COMMERCIAL PRODUCTS	\$875.08
09/09/2022	707324	THE CULVER EDUCATIONAL FOUNDATION	\$300.00
09/09/2022	707325	THE GROOVY GARFOOSE	\$520.00
09/09/2022	707326	UNIVERSITY OF OREGON	\$4,510.00
09/09/2022	707327	VALERIE PURTILO	\$1,286.25
09/09/2022	707328	VERIZON WIRELESS	\$83.74
09/09/2022	707329	W W WILLIAMS COMPANY LLC	\$3,920.05
09/09/2022	707330	WEST MUSIC COMPANY INC	\$174.95
09/09/2022	707331	WOLFF BROS. SUPPLY INC.	\$14,654.92
09/09/2022	707332	WOODSY'S MUSIC, INC.	\$38.94
09/09/2022	707333	ZANER-BLOSER INC	\$56.68
09/09/2022	707334	RUMPKE OF OHIO INC	\$1,523.28
09/09/2022	707349	MEDINA COLLISION CENTER	\$1,242.40
09/09/2022	707360	F.C.P.E	\$133.00
09/09/2022	707361	KIDS FIRST	\$12.00
09/09/2022	707362	OAPSE	\$4,516.04
09/09/2022	707363	KEITH L RUCINSKI, CHAPTER 13 TRSTEE	\$1,638.00

Medina City Schools Check Register For September 2022

10/13/22

12:04 PM

Check Date	Check Number	Vendor Name	Transaction Amount
09/09/2022	707364	PEOPLE QUALIFIED COMMITTEE	\$25.05
09/09/2022	V707125	CINTAS CORPORATION (V-CARD)	\$566.90
09/09/2022	V707126	GARDINER SERVICE COMPANY (V-CARD)	\$7,365.00
09/09/2022	V707127	HOUGHTON MIFFLIN HARCOURT (V-CARD)	\$2,400.00
09/09/2022	V707128	POINT SPRING & DRIVESHAFT (V-CARD)	\$2,163.76
09/09/2022	V707129	ROBERT J. VERNAK (V-CARD)	\$295.00
09/09/2022	V707130	SIMPLE SOLUTIONS LEARNING (V-CARD)	\$64.90
09/09/2022	V707131	SONOVA USA, INC. (V-CARD)	\$71.02
09/09/2022	V707132	W.B. MASON CO. INC. (V-CARD)	\$90.91
09/09/2022	V707209	ABC THERAPY, LTD	\$1,633.00
09/09/2022	V707210	ACHIEVEMENT ADVANTAGE	\$1,800.00
09/09/2022	V707211	ALAN T ROLAND	\$190.00
09/09/2022	V707215	AMAZON.COM	\$8,889.27
09/09/2022	V707216	ANDREW L BRENNER	\$140.68
09/09/2022	V707217	BSN SPORTS LLC	\$4,809.35
09/09/2022	V707218	CLEVELAND CLINIC CENTER	\$31,184.16
09/09/2022	V707219	DAWN PROKOP	\$1,942.50
09/09/2022	V707220	DE LAGE LANDEN FINANCIAL	\$1,300.07
09/09/2022	V707221	EASY GRAPHICS CORP	\$7,324.76
09/09/2022	V707222	ENNIS BRITTON CO LPA	\$1,380.00
09/09/2022	V707223	ENTERPRISE FM TRUST	\$4,272.92
09/09/2022	V707224	GABRIELE KNAFLICH	\$800.00
09/09/2022	V707225	GOODWILL INDUSTRIES AKRON INC	\$1,080.00
09/09/2022	V707226	GOPHER SPORT	\$473.26
09/09/2022	V707227	LLA THERAPY, LLC.	\$24,450.25
09/09/2022	V707228	LEARNING A-Z, LLC .	\$125.00
09/09/2022	V707229	LORI S KELLY	\$2,015.00
09/09/2022	V707230	MCMASTER-CARR SUPPLY COMPANY	\$13.53
09/09/2022	V707231	MEDINA COUNTY PORT AUTHORITY	\$853.00
09/09/2022	V707232	MEGAN RENEE MONTGOMERY	\$25.31
09/09/2022	V707233	MICHAEL L WESNER	\$2,633.18
09/09/2022	V707234	MUSIC AND ARTS	\$1,312.53
09/09/2022	V707235	N2Y, LLC.	\$247.33

Medina City Schools Check Register For September 2022

10/13/22

12:04 PM

Check Date	Check Number	Vendor Name	Transaction Amount
09/09/2022	V707236	NCS PEARSON, INC.	\$626.01
09/09/2022	V707237	NEW STORY SCHOOLS OF OHIO	\$8,123.50
09/09/2022	V707238	ORLO AUTO PARTS INC	\$8.92
09/09/2022	V707239	QUALITY CASTER SUPPLY	\$1.00
09/09/2022	V707240	QUILL CORPORATION	\$830.74
09/09/2022	V707241	REINHARDT SUPPLY COMPANY	\$9,131.97
09/09/2022	V707242	SCHOOL SPECIALTY, LLC.	\$5,874.92
09/09/2022	V707243	SENDERO THERAPIES INC.	\$12,845.50
09/09/2022	V707244	SHELLEY A. MACK	\$927.50
09/09/2022	V707245	THINK SOCIAL PUBLISHING, INC	\$204.15
09/09/2022	V707246	SPORTSWORLD	\$164.50
09/09/2022	V707247	GLEN L STACHO	\$11.63
09/09/2022	V707248	TARA LOCHER	\$200.00
09/09/2022	V707249	US AWARDS INC	\$1.00
09/09/2022	V707250	VINSON GROUP LLC	\$2,575.00
09/09/2022	V707251	WATERLOGIC AMERICAS LLC	\$59.95
09/09/2022	V707252	WESTERN PSYCHOLOGICAL SERVICES	\$427.00
09/09/2022	V707253	ALISON L YATES	\$97.03
09/09/2022	V707381	OHIO DEPT OF ED - MEMO CK	\$3,913.61
09/09/2022 - Total			\$539,637.68
09/12/2022	V707358	MEMO-CAPITAL ONE	\$34,848.32
09/12/2022	V707359	MEMO-CAPITAL ONE	\$34.96
09/12/2022	V707377	MEMO - MEDICAL MUTUAL	\$130,329.01
09/12/2022 - Total			\$165,212.29
09/13/2022	V707365	MEDINA CITY SCHOOLS FOUNDATION	\$69.00
09/13/2022	V707366	MEMO - SERS - BOARD	\$61,403.31
09/13/2022	V707367	MEMO - STRS - BOARD	\$246,059.74
09/13/2022	V707368	MEMO -EFTPS - TAXES	\$259,725.05
09/13/2022	V707369	MEMO -MEDINA CITY SCHOOLS	\$477,831.98
09/13/2022	V707370	MEMO --S E R S - EMPLOYEE	\$44,366.29
09/13/2022	V707371	MEMO --S T R S - EMPLOYEE	\$257,469.98
09/13/2022	V707372	OHIO BUSINESS GATEWAY	\$50,803.49
09/13/2022	V707373	OHIO CHILD SUPPORT PAYMENT CENTRAL	\$449.93

Medina City Schools Check Register For September 2022

10/13/22

12:04 PM

Check Date	Check Number	Vendor Name	Transaction Amount
09/13/2022	V707374	MEMO - OMNI	\$47,058.71
09/13/2022	V707375	TRUSTMARK VOLUNTARY BENEFITS	\$1,920.55
09/13/2022	V707376	UNITED WAY MEDINA & SUMMIT CO	\$93.16
09/13/2022 - Total			\$1,447,251.19
09/15/2022	707405	AAA OHIO AUTO CLUB AKRON	\$102.00
09/15/2022	707406	ASCA	\$189.00
09/15/2022	707407	ASHLAND HIGH SCHOOL	\$160.00
09/15/2022	707408	ASHTON SOUND & COMMUNICATIONS	\$943.75
09/15/2022	707409	BARNES & NOBLE BOOKSELLERS	\$147.12
09/15/2022	707410	NEW DAIRY HOLDCO, LLC.	\$1,781.59
09/15/2022	707411	BUEHLER'S FRESH FOODS	\$1,653.96
09/15/2022	707412	BUZZARD TOOLS LLC	\$205.99
09/15/2022	707413	CAFETERIA-PEPSI COLA ORDERS	\$740.44
09/15/2022	707414	CAROLINA BIOLOGICAL SUPPLY CO.	\$472.46
09/15/2022	707415	CENTERRA CO-OP	\$40,991.03
09/15/2022	707416	CLEVELAND CLINIC ATWORK	\$413.00
09/15/2022	707417	CLEVELAND COMMUNICATIONS INC	\$315.00
09/15/2022	707418	CLEVELAND VICON COMPANY INC	\$78.88
09/15/2022	707419	COCA COLA BOTTLING CO CSLDT	\$594.48
09/15/2022	707420	COLUMBIA GAS OF OHIO INC	\$258.17
09/15/2022	707421	COLUMBUS CLAY CO.	\$971.00
09/15/2022	707422	CROSSROADS ASPHALT RECYCLING, INC.	\$304.50
09/15/2022	707423	CROWN TROPHY OF MEDINA	\$59.45
09/15/2022	707424	EVAN-MOOR EDUCATIONAL PUBLISHERS	\$189.61
09/15/2022	707425	FASTENAL COMPANY	\$795.32
09/15/2022	707426	FORERUNNER TECHNOLOGIES, INC.	\$20,908.98
09/15/2022	707427	GARLAND/DBS, INC.	\$69,288.25
09/15/2022	707428	MEDINA AREA CHAMBER OF COMMERCE	\$295.00
09/15/2022	707429	HARRISON FORD INC	\$591.02
09/15/2022	707430	HEALTHCARE BILLING SERVICES	\$522.32
09/15/2022	707431	HOME DEPOT CREDIT SERVICES	\$328.85
09/15/2022	707432	IMAGINE LEARNING LLC	\$1,800.00
09/15/2022	707433	MARTIN PUBLIC SEATING LLC	\$1,254.51

Medina City Schools Check Register For September 2022

10/13/22

12:04 PM

Check Date	Check Number	Vendor Name	Transaction Amount
09/15/2022	707434	MEDINA GLASS COMPANY	\$507.08
09/15/2022	707435	MEDINA HARDWARE INC	\$12.90
09/15/2022	707436	MIDLAND HARDWARE COMPANY	\$237.00
09/15/2022	707437	MONTVILLE POLICE DEPARTMENT	\$1,246.00
09/15/2022	707438	NORTHEAST OHIO NETWORK FOR TEC.	\$182,478.54
09/15/2022	707439	ALFRED NICKLES BAKERY INC	\$1,585.39
09/15/2022	707440	NORTH GATEWAY TIRE CO INC	\$39.27
09/15/2022	707441	OASBO - FIVE COUNTY	\$55.00
09/15/2022	707442	OHIO EDISON COMPANY	\$111.75
09/15/2022	707443	OHIO SCHOOLS COUNCIL	\$12,286.00
09/15/2022	707444	OMLA	\$175.00
09/15/2022	707445	DF SUPPLY, INC.	\$196.04
09/15/2022	707446	SHERWIN WILLIAMS COMPANY	\$13.48
09/15/2022	707447	SPORTS IMPORTS INC	\$1,191.95
09/15/2022	707448	STAPLES INC	\$68.67
09/15/2022	707449	STERLING FARM EQUIPMENT	\$446.46
09/15/2022	707450	STUDIES WEEKLY INC	\$215.16
09/15/2022	707451	TEACHER'S DISCOVERY	\$521.57
09/15/2022	707452	TRIMARK SS KEMP	\$8,195.87
09/15/2022	707453	UNIVERSITY OF OREGON	\$641.66
09/15/2022	707454	US AWARDS INC	\$544.50
09/15/2022	707455	VSA INC	\$3,450.00
09/15/2022	707456	WALSH JESUIT HIGH SCHOOL	\$375.00
09/15/2022	707457	WELLINGTON IMPLEMENT CO. INC.	\$58.38
09/15/2022	707458	XEROX FINANCIAL SERVICES LLC	\$11,517.00
09/15/2022	V707382	CINTAS CORPORATION (V-CARD)	\$860.61
09/15/2022	V707383	POINT SPRING & DRIVESHAFT (V-CARD)	\$4,311.48
09/15/2022	V707384	ROBERT J. VERNAK (V-CARD)	\$972.00
09/15/2022	V707459	GORDON FOOD SERVICE	\$8,660.50
09/15/2022 - Total			\$387,329.94
09/16/2022	V707385	AIRGAS USA LLC	\$27.54
09/16/2022	V707386	AMAZON.COM	\$1,647.38
09/16/2022	V707387	BLICK ART MATERIALS LLC	\$333.01

Medina City Schools Check Register For September 2022

10/13/22

12:04 PM

Check Date	Check Number	Vendor Name	Transaction Amount
09/16/2022	V707388	EASY GRAPHICS CORP	\$128,450.00
09/16/2022	V707389	FBN SYSTEMS INC.	\$1,125.00
09/16/2022	V707390	HUBERT COMPANY LLC	\$98.31
09/16/2022	V707391	JOSHEN PAPER & PACKAGING CO.	\$1,729.57
09/16/2022	V707392	MCMASTER-CARR SUPPLY COMPANY	\$521.50
09/16/2022	V707393	N2Y, LLC.	\$239.51
09/16/2022	V707394	NICHOLAS BRANDON MACLARREN	\$120.00
09/16/2022	V707395	PIONEER MANUFACTURING COMPANY	\$52.50
09/16/2022	V707396	QUALITY CASTER SUPPLY	\$188.70
09/16/2022	V707397	QUILL CORPORATION	\$151.34
09/16/2022	V707398	SCHOOL SPECIALTY, LLC.	\$507.61
09/16/2022	V707399	DANIEL JOSEPH SMITH	\$17.88
09/16/2022	V707400	THINK SOCIAL PUBLISHING, INC	\$112.88
09/16/2022	V707401	TECHNOLOGY ENGINEERING GROUP, LLC	\$10,465.00
09/16/2022	V707402	TRANSPORTATION ACCESSORIES CO, INC.	\$2,134.96
09/16/2022	V707403	USA MOBILE DRUG TESTING	\$378.00
09/16/2022	V707404	VINCENT LIGHTING SYSTEMS CO	\$3,035.00
09/16/2022 - Total			\$151,335.69
09/19/2022	V707460	MEMO - MEDICAL MUTUAL	\$174,549.17
09/19/2022 - Total			\$174,549.17
09/22/2022	707466	CATIE ABBOTT	\$9.00
09/22/2022	707467	CHRIS CONWAY	\$16.50
09/22/2022	707468	CLOVERLEAF LOCAL SCHOOLS	\$150.00
09/22/2022	707469	MAREN SCHWEEN	\$9.00
09/22/2022	707470	MARIA GRILLIS	\$77.75
09/22/2022	707471	MELISSA DIALS	\$9.00
09/22/2022	707472	RACHEL BOWDEN	\$72.00
09/22/2022	707473	TRACY LIEZERT	\$74.00
09/22/2022	707474	A&N RESTAURANT EQUIPMENT	\$34,614.49
09/22/2022	707475	ADVANCE AUTO PARTS	\$36.69
09/22/2022	707476	AG-PRO OHIO LLC	\$150.82
09/22/2022	707477	APOLLO PEST CONTROL INC.	\$723.00
09/22/2022	707478	BULK BOOKSTORE	\$3,061.15

Medina City Schools Check Register For September 2022

10/13/22

12:04 PM

Check Date	Check Number	Vendor Name	Transaction Amount
09/22/2022	707479	CAROLINA BIOLOGICAL SUPPLY CO.	\$298.60
09/22/2022	707480	CHRISTIAN CHILDREN'S HOME OF OHIO	\$2,000.00
09/22/2022	707481	CLEVELAND VICON COMPANY INC	\$94.24
09/22/2022	707482	CLOVERLEAF HIGH SCHOOL	\$250.00
09/22/2022	707483	CONTINENTAL PRESS, INC	\$446.77
09/22/2022	707484	DATA RECOGNITION CORP.	\$9,821.00
09/22/2022	707485	EDUCATIONAL SERVICE CENTER OF NE OH	\$31,852.00
09/22/2022	707486	FEDERAL EXPRESS CORP	\$41.04
09/22/2022	707487	FLINN SCIENTIFIC INC.	\$597.77
09/22/2022	707488	GREAT LAKES BIOMEDICAL LLC	\$330.00
09/22/2022	707489	GREATER CLEVELAND CONFERENCE	\$9,364.00
09/22/2022	707490	LITERACY RESOURCES LLC	\$77.00
09/22/2022	707491	IMAGINE LEARNING LLC	\$2,200.00
09/22/2022	707492	KAREN PLATZ	\$50.00
09/22/2022	707493	LEARNWELL	\$628.46
09/22/2022	707494	MATH-U-SEE INC.	\$207.00
09/22/2022	707495	MCGRAW HILL LLC	\$118.95
09/22/2022	707496	MIDLAND HARDWARE COMPANY	\$184.00
09/22/2022	707497	NAEIR	\$575.50
09/22/2022	707498	OHIO EDISON COMPANY	\$836.86
09/22/2022	707499	OIAAA - OHIO INTERSCHOLASTIC	\$306.00
09/22/2022	707500	OSBORNE MEDINA INC.	\$10.00
09/22/2022	707501	OTC BRANDS INC	\$172.92
09/22/2022	707502	PSYCHOLOGICAL ASSESSMENT RESOURCES	\$195.00
09/22/2022	707503	ROBERTS ROOFING CO	\$15,070.05
09/22/2022	707504	SCHOLASTIC, INC.	\$1,632.95
09/22/2022	707505	SCRUBBER CITY INC	\$305.01
09/22/2022	707506	SMITH BROTHERS INC.	\$162.00
09/22/2022	707507	SPIRITWEARMALL	\$1,640.00
09/22/2022	707508	SWANK MOVIE LICENSING USA	\$519.00
09/22/2022	707509	THOMAS G MCKENNA	\$250.00
09/22/2022	707510	TPRS BOOKS	\$2,022.00
09/22/2022	707511	TRI-COUNTY ED. SERVICE CENTER	\$2,836.82

Medina City Schools Check Register For September 2022

10/13/22

12:04 PM

Check Date	Check Number	Vendor Name	Transaction Amount
09/22/2022	707512	UNIVERSITY SCHOOL	\$290.00
09/22/2022	707513	URSULINE HIGH SCHOOL	\$600.00
09/22/2022	707514	VS ATHLETICS	\$220.28
09/22/2022	707515	WOLFF BROS. SUPPLY INC.	\$783.62
09/22/2022	V707462	CINTAS CORPORATION (V-CARD)	\$360.53
09/22/2022	V707463	ROBERT J. VERNAK (V-CARD)	\$177.00
09/22/2022	V707464	SONOVA USA, INC. (V-CARD)	\$68.99
09/22/2022	V707465	W.B. MASON CO. INC. (V-CARD)	\$23.28
09/22/2022	V708468	ABC THERAPY, LTD	\$14,388.51
09/22/2022	V708471	AMAZON.COM	\$4,337.43
09/22/2022	V708472	ANTHONY BELSITO	\$550.00
09/22/2022	V708473	BLICK ART MATERIALS LLC	\$193.53
09/22/2022	V708474	AMY ELIZABETH BREWER	\$25.00
09/22/2022	V708475	CDWG	\$10,925.68
09/22/2022	V708476	DAWN PROKOP	\$1,276.50
09/22/2022	V708477	DISCOUNT SCHOOL SUPPLY	\$322.20
09/22/2022	V708478	ENVIRONMENTAL DESIGN GROUP, LLC.	\$425.74
09/22/2022	V708479	LEXIA LEARNING SYSTEMS LLC	\$738.00
09/22/2022	V708480	LORI S KELLY	\$1,736.00
09/22/2022	V708481	MACIE PUBLISHING COMPANY	\$742.84
09/22/2022	V708482	MCMASTER-CARR SUPPLY COMPANY	\$102.09
09/22/2022	V708483	MICHAEL L WESNER	\$2,243.06
09/22/2022	V708484	MOTIVATING SYSTEMS	\$1,936.00
09/22/2022	V708485	NCS PEARSON, INC.	\$110.00
09/22/2022	V708486	ORLO AUTO PARTS INC	\$106.58
09/22/2022	V708487	PETERS KALAIL & MARKAKIS CO	\$3,505.00
09/22/2022	V708488	PIONEER MANUFACTURING COMPANY	\$616.03
09/22/2022	V708489	PSI AFFILIATES INC.	\$9,494.94
09/22/2022	V708490	QUADIENT FINANCE USA, INC	\$4,000.00
09/22/2022	V708491	QUILL CORPORATION	\$1,449.26
09/22/2022	V708492	REDTREE INVESTMENT GROUP	\$1,535.59
09/22/2022	V708493	SAVVAS LEARNING COMPANY LLC	\$2,737.76
09/22/2022	V708494	SCHOOL SPECIALTY, LLC.	\$2,795.97

Medina City Schools Check Register For September 2022

10/13/22

12:04 PM

Check Date	Check Number	Vendor Name	Transaction Amount
09/22/2022	V708495	SENDERO THERAPIES INC.	\$47,835.16
09/22/2022	V708496	TOTAL EDUCATION SOLUTIONS, INC.	\$6,020.70
09/22/2022 - Total			\$246,771.61
09/23/2022	708500	CENTRAL COLLECTION AGENCY	\$111.52
09/23/2022	708501	CITY OF AKRON	\$296.77
09/23/2022	708502	CITY OF BRUNSWICK	\$225.72
09/23/2022	708503	CITY OF LAKEWOOD	\$259.19
09/23/2022	708504	CITY OF PARMA	\$774.03
09/23/2022	708505	F.C.P.E	\$134.00
09/23/2022	708506	KIDS FIRST	\$12.00
09/23/2022	708507	NORTH CAROLINA DEPT OF REVENUE	\$319.13
09/23/2022	708508	OAPSE	\$4,460.06
09/23/2022	708509	KEITH L RUCINSKI, CHAPTER 13 TRSTEE	\$1,638.00
09/23/2022	708510	PEOPLE QUALIFIED COMMITTEE	\$25.05
09/23/2022	708511	R.I.T.A.	\$54,164.73
09/23/2022	V708499	OHIO DEPT OF ED - MEMO CK	\$7,542.85
09/23/2022	V708512	MEDINA CITY SCHOOLS FOUNDATION	\$69.00
09/23/2022	V708513	MEDINA CITY TEACHERS ASSOC	\$172.60
09/23/2022	V708514	MEMO - SERS - BOARD	\$62,399.07
09/23/2022	V708515	MEMO - STRS - BOARD	\$243,948.09
09/23/2022	V708516	MEMO -EFTPS - TAXES	\$265,722.67
09/23/2022	V708517	MEMO -MEDINA CITY SCHOOLS	\$478,014.15
09/23/2022	V708518	MEMO MET LIFE INSURANCE	\$5,044.81
09/23/2022	V708519	MEMO --S E R S - EMPLOYEE	\$45,068.12
09/23/2022	V708520	MEMO --S T R S - EMPLOYEE	\$254,735.06
09/23/2022	V708521	OHIO BUSINESS GATEWAY	\$51,643.47
09/23/2022	V708522	OHIO CHILD SUPPORT PAYMENT CENTRAL	\$544.08
09/23/2022	V708523	MEMO - OMNI	\$42,292.42
09/23/2022	V708524	SCHOOL DISTRICT INCOME TAX	\$3,738.96
09/23/2022	V708525	SERS - MEMO	\$3,428.01
09/23/2022	V708526	TRUSTMARK VOLUNTARY BENEFITS	\$1,920.55
09/23/2022	V708527	UNITED WAY MEDINA & SUMMIT CO	\$93.16
09/23/2022	V708528	WORKERS COMP MEMO	\$13,201.31

Medina City Schools Check Register For September 2022

10/13/22

12:04 PM

Check Date	Check Number	Vendor Name	Transaction Amount
09/23/2022	V708529	GORDON FOOD SERVICE	\$8,780.74
09/23/2022 - Total			\$1,550,779.32
09/26/2022	V708530	MEMO - MEDICAL MUTUAL	\$114,112.30
09/26/2022 - Total			\$114,112.30
09/27/2022	V708533	SYSCO CLEVELAND INC	\$37,012.28
09/27/2022 - Total			\$37,012.28
09/28/2022	708534	R.I.T.A.	\$2.98
09/28/2022	V708535	MEMO - STRS - BOARD	\$33.32
09/28/2022	V708536	MEMO -EFTPS - TAXES	\$131.90
09/28/2022	V708537	MEMO --S T R S - EMPLOYEE	\$33.32
09/28/2022	V708538	OHIO BUSINESS GATEWAY	\$1.08
09/28/2022	V708539	WORKERS COMP MEMO	\$0.71
09/28/2022 - Total			\$203.31
09/29/2022	708591	AAA OHIO AUTO CLUB AKRON	\$127.50
09/29/2022	708592	AC SUPPLY CO	\$1,326.38
09/29/2022	708593	ADAPTIVEMALL.COM, LLC	\$455.95
09/29/2022	708594	ADLER TEAM SPORTS	\$60.00
09/29/2022	708595	ADVANCE AUTO PARTS	\$210.29
09/29/2022	708596	AG DESIGN, INC	\$2,750.00
09/29/2022	708597	AKRON CHILDRENS HOSPITAL	\$20,660.58
09/29/2022	708598	APPLE MOBILE LEASING INC	\$10,000.00
09/29/2022	708599	AQUACLEAR	\$31.00
09/29/2022	708600	ARMSTRONG UTILITIES INC.	\$299.35
09/29/2022	708601	BARNES & NOBLE BOOKSELLERS	\$252.60
09/29/2022	708602	BOBCAT COMPANY	\$39,234.84
09/29/2022	708603	NEW DAIRY HOLDCO, LLC.	\$1,875.19
09/29/2022	708604	BRECKSVILLE-BROADVIEW HTS CSD	\$150.00
09/29/2022	708605	BUCKEYE LOCAL SCHOOL DISTRICT	\$75.00
09/29/2022	708606	BUEHLER'S FRESH FOODS	\$50.37
09/29/2022	708607	BUZZARD TOOLS LLC	\$122.98
09/29/2022	708608	CAFETERIA-PEPSI COLA ORDERS	\$1,162.82
09/29/2022	708609	CARDINAL BUS SALES & SERV INC	\$27.40
09/29/2022	708610	CAROLINA BIOLOGICAL SUPPLY CO.	\$178.05

Medina City Schools Check Register For September 2022

10/13/22

12:04 PM

Check Date	Check Number	Vendor Name	Transaction Amount
09/29/2022	708611	CLOVERLEAF HIGH SCHOOL	\$50.00
09/29/2022	708612	COCA COLA BOTTLING CO CSLDT	\$1,994.06
09/29/2022	708613	COLUMBIA GAS OF OHIO INC	\$39.54
09/29/2022	708614	CRANDALL COMPANY INC	\$976.50
09/29/2022	708615	CUMMINS SALES AND SERVICE	\$7,848.87
09/29/2022	708616	DAVIS PAINTING II INC.	\$6,000.00
09/29/2022	708617	EDUCATIONAL SERVICE CENTER OF NE OH	\$170.00
09/29/2022	708618	ELECTRICAL APPLIANCE REPAIR	\$145.45
09/29/2022	708619	ESC OF MEDINA COUNTY	\$59,791.92
09/29/2022	708620	ESER TALUG	\$3,000.00
09/29/2022	708621	FRONTIER NORTH INC	\$3,822.97
09/29/2022	708622	GORDON FOOD SERVICE	\$407.91
09/29/2022	708623	GREAT LAKES BIOMEDICAL LLC	\$322.00
09/29/2022	708624	HARRISON FORD INC	\$113.56
09/29/2022	708625	HERSHEY CREAMERY CO	\$4,828.30
09/29/2022	708626	HSH CONSTRUCTION & EXCAVATING, INC.	\$4,850.00
09/29/2022	708627	HUDSON CITY SCHOOL DISTRICT	\$200.00
09/29/2022	708628	JW PEPPER & SON, INC.	\$1,339.14
09/29/2022	708629	KAITLIN HORNER	\$25.27
09/29/2022	708630	LEARNWELL	\$718.24
09/29/2022	708631	LEGO EDUCATION US	\$17,322.75
09/29/2022	708632	LIBERTY MUTUAL INSURANCE	\$5,931.00
09/29/2022	708633	MCS FOOD SERVICE DEPT.	\$11.17
09/29/2022	708634	MEDINA CITY SCHOOLS	\$62,780.00
09/29/2022	708635	MEDINA COUNTY BOARD OF DD.	\$6,630.00
09/29/2022	708636	MEDINA COUNTY SANITARY	\$8,786.53
09/29/2022	708637	MEDINA GLASS COMPANY	\$128.53
09/29/2022	708638	MENTOR HIGH SCHOOL	\$300.00
09/29/2022	708639	MIDLAND HARDWARE COMPANY	\$132.00
09/29/2022	708640	MONTVILLE POLICE DEPARTMENT	\$96.00
09/29/2022	708641	MTS SAFETY PRODUCTS	\$656.06
09/29/2022	708642	NASP	\$170.00
09/29/2022	708643	NATIONAL TIME & SIGNAL CORPORATION	\$738.72

Medina City Schools Check Register For September 2022

10/13/22

12:04 PM

Check Date	Check Number	Vendor Name	Transaction Amount
09/29/2022	708644	NORTHEAST OHIO NETWORK FOR TEC.	\$2,500.00
09/29/2022	708645	ALFRED NICKLES BAKERY INC	\$1,089.98
09/29/2022	708646	OASSA	\$1,090.00
09/29/2022	708647	OHIO EDISON COMPANY	\$22,552.62
09/29/2022	708648	OHIO HIGH SCHOOL BASKETBALL	\$200.00
09/29/2022	708649	OHIO STATE UNIVERSITY	\$200.00
09/29/2022	708650	OTC BRANDS INC	\$139.53
09/29/2022	708651	PADUA FRANCISCAN HIGH SCHOOL	\$225.00
09/29/2022	708652	ROBERTSON ENTERPRISES, LLC	\$317.20
09/29/2022	708653	ROWLEYS WHOLESALE	\$345.35
09/29/2022	708654	S.A.N.D. CHAPTER 43	\$80.00
09/29/2022	708655	SCOTT SCRIVEN LLP	\$5,432.00
09/29/2022	708656	SHERWIN WILLIAMS COMPANY	\$6.78
09/29/2022	708657	SMORE	\$1,199.00
09/29/2022	708658	OLON BOARD OF EDUCATION	\$100.00
09/29/2022	708659	STAPLES INC	\$1,275.54
09/29/2022	708660	SUBURBAN SCHOOL TRANSPORTATION	\$46,475.45
09/29/2022	708661	SYNOVIA SOLUTIONS, LLC.	\$30,672.00
09/29/2022	708662	TALBERT'S COMMERCIAL PRODUCTS	\$84.33
09/29/2022	708663	TANK INTEGRITY SERVICES INC	\$559.25
09/29/2022	708664	TRACY BROWN	\$180.00
09/29/2022	708665	TRECA DIGITAL ACADEMY	\$2,488.64
09/29/2022	708666	UNITED RENTALS (N AMERICA) INC	\$160.00
09/29/2022	708667	UNITY SCHOOL BUS PARTS INC.	\$2,679.00
09/29/2022	708668	VERNIER SOFTWARE & TECHNOLOGY LLC	\$56.00
09/29/2022	708669	W W WILLIAMS COMPANY LLC	\$142.50
09/29/2022	708670	WARD'S SCIENCE	\$82.72
09/29/2022	708671	WOLFF BROS. SUPPLY INC.	\$99.22
09/29/2022	708672	WOODRIDGE LOCAL SCHOOLS	\$400.00
09/29/2022	708673	WOOSTER HIGH SCHOOL	\$250.00
09/29/2022	708674	WORLD TRUCK TOWING & RECOVERY, INC.	\$150.00
09/29/2022	V708540	CINTAS CORPORATION (V-CARD)	\$971.91
09/29/2022	V708541	POINT SPRING & DRIVESHAFT (V-CARD)	\$3,754.72

Medina City Schools

Check Register For

September 2022

10/13/22

12:04 PM

Check Date	Check Number	Vendor Name	Transaction Amount
09/29/2022	V708542	ROBERT J. VERNAK (V-CARD)	\$403.00
09/29/2022	V708543	ALAN T ROLAND	\$450.00
09/29/2022	V708547	AMAZON.COM	\$7,658.09
09/29/2022	V708548	ANDYMARK INC.	\$95.67
09/29/2022	V708549	ANTHONY BELSITO	\$550.00
09/29/2022	V708550	DEBORAH DAWN BLASCAK	\$24.31
09/29/2022	V708551	BLICK ART MATERIALS LLC	\$1,287.11
09/29/2022	V708552	BSN SPORTS LLC	\$1,486.18
09/29/2022	V708553	AMY LYNN BUSBY	\$209.00
09/29/2022	V708554	CDWG	\$115.50
09/29/2022	V708555	CHRISTIA MATTEY	\$810.00
09/29/2022	V708556	CLEVELAND CLINIC CENTER	\$31,184.16
09/29/2022	V708557	DE LAGE LANDEN FINANCIAL	\$296.92
09/29/2022	V708558	DISCOUNT SCHOOL SUPPLY	\$182.79
09/29/2022	V708559	EASY GRAPHICS CORP	\$823.00
09/29/2022	V708560	EDWARD P. MEYERS	\$70.00
09/29/2022	V708561	ARLISS MICHELLE EIERDAM	\$140.00
09/29/2022	V708562	GOPHER SPORT	\$285.66
09/29/2022	V708563	GRACENOTES LLC	\$229.50
09/29/2022	V708564	JAMES W. TIGHE	\$430.00
09/29/2022	V708565	JOSHEN PAPER & PACKAGING CO.	\$1,512.71
09/29/2022	V708566	ANDREW JAMES KREJCI	\$15.91
09/29/2022	V708567	MACIE PUBLISHING COMPANY	\$75.22
09/29/2022	V708568	JULIE ANN MCCABE	\$50.00
09/29/2022	V708569	MCMASTER-CARR SUPPLY COMPANY	\$102.08
09/29/2022	V708570	MICHAEL L WESNER	\$320.00
09/29/2022	V708571	MUSIC AND ARTS	\$650.30
09/29/2022	V708572	MYRA L BOWYER	\$310.00
09/29/2022	V708573	NCS PEARSON, INC.	\$789.70
09/29/2022	V708574	NICHOLAS BRANDON MACLARREN	\$630.00
09/29/2022	V708575	RYAN KARL O'CULL	\$102.63
09/29/2022	V708576	ORLO AUTO PARTS INC	\$87.53
09/29/2022	V708577	OSPA-OHIO SCHOOL PSYCHOLOGISTS	\$120.00

Medina City Schools

Check Register For

September 2022

10/13/22

12:04 PM

Check Date	Check Number	Vendor Name	Transaction Amount
09/29/2022	V708578	EMILY J PETTWAY	\$34.25
09/29/2022	V708579	REINHARDT SUPPLY COMPANY	\$153.30
09/29/2022	V708580	SAVVAS LEARNING COMPANY LLC	\$2,090.88
09/29/2022	V708581	SCHOOL SPECIALTY, LLC.	\$1,530.02
09/29/2022	V708582	SHERYL ANN SCHRADER	\$160.31
09/29/2022	V708583	SPORTSWORLD	\$526.00
09/29/2022	V708584	SARAH E STEVENS	\$28.26
09/29/2022	V708585	TARA LOCHER	\$380.00
09/29/2022	V708586	TRANSPORTATION ACCESSORIES CO, INC.	\$35.43
09/29/2022	V708587	SUSAN D VIZER	\$52.55
09/29/2022	V708588	WATERLOGIC AMERICAS LLC	\$69.00
09/29/2022	V708589	WEST MUSIC COMPANY INC	\$453.66
09/29/2022	V708590	WHITE HOUSE ARTESIAN SPRINGS	\$69.50
09/29/2022	V708675	GORDON FOOD SERVICE	\$5,683.26
09/29/2022 - Total			\$468,098.92
09/30/2022	V708676	MEMO - BUREAU WORK COMP	\$3,665.95
09/30/2022	V708679	MEMO MET LIFE INSURANCE	\$43,963.66
09/30/2022	V708681	MEMO - P & A ADMINISTRATIVE	\$11,153.81
09/30/2022 - Total			\$58,783.42
Overall - Total			\$5,875,870.52

Fiscal Year	Fund - Expended	Function First Two Digits	Fiscal Year Budgeted Amount	% Expensed	Fiscal Year Expense Amount	Fiscal Year Encumbrance Amount	Balance
23	0010000	1100	\$1,475,740.68	0.00306787	\$4,527.38	\$2,375.00	\$1,468,838.30
23	0010000	1100	\$18,114,016.63	0.21490124	\$3,892,724.57	\$55,991.37	\$14,165,300.69
23	0010000	1100	\$8,666,117.72	0.31137647	\$2,698,425.16	\$45,312.59	\$5,922,379.97
23	0010000	1100	\$10,684,977.50	0.23757837	\$2,538,519.54	\$59,034.82	\$8,087,423.14
23	0010000	1100	\$50,358.76	0.020153	\$1,014.88	\$29,343.88	\$20,000.00
23	0010000	1100	\$137,339.00	0.17304924	\$23,766.41	\$62,736.21	\$50,836.38
23	0010000	1100	\$52,184.00	0.1124818	\$5,869.75	\$9,850.16	\$36,464.09
23	0010000	1200	\$510,157.00	0.28917937	\$147,526.88	\$7,502.14	\$355,127.98
23	0010000	1200	\$60,000.00	0.16368333	\$9,821.00	\$2,634.40	\$47,544.60
23	0010000	1200	\$711,748.00	0.38818905	\$276,292.78	\$0.00	\$435,455.22
23	0010000	1200	\$463,439.00	0.28319483	\$131,243.53	\$0.00	\$332,195.47
23	0010000	1200	\$0.00		\$0.00	\$0.00	\$0.00
23	0010000	1200	\$2,299,755.00	0.28933876	\$665,408.26	\$0.00	\$1,634,346.74
23	0010000	1200	\$205,165.00	0	\$0.00	\$0.00	\$205,165.00
23	0010000	1200	\$2,548,981.63	0.05379448	\$137,121.14	\$0.00	\$2,411,860.49
23	0010000	1200	\$689,962.00	0.22980748	\$158,558.43	\$0.00	\$531,403.57
23	0010000	1200	\$1,000.00	0	\$0.00	\$0.00	\$1,000.00
23	0010000	1200	\$413,556.00	0.32486377	\$134,349.36	\$0.00	\$279,206.64
23	0010000	1200	\$0.00		\$0.00	\$0.00	\$0.00
23	0010000	1200	\$1,941,142.00	0.28624444	\$555,641.10	\$0.00	\$1,385,500.90
23	0010000	1200	\$25,000.00	0	\$0.00	\$0.00	\$25,000.00
23	0010000	1200	\$212,633.00	0.28589988	\$60,791.75	\$159.39	\$151,681.86
23	0010000	1200	\$308,169.00	0.27808388	\$85,686.83	\$0.00	\$222,472.17
23	0010000	1200	\$527,357.00	0.2647326	\$139,608.59	\$697.20	\$387,051.21
23	0010000	1200	\$3,484,369.81	0.25183897	\$877,500.09	\$394,579.11	\$2,212,290.61
23	0010000	1300	\$289,731.00	0.23430016	\$67,884.02	\$15,600.00	\$206,246.98
23	0010000	1300	\$22,557.00	0	\$0.00	\$0.00	\$22,557.00
23	0010000	1900	\$264,170.00	0	\$0.00	\$0.00	\$264,170.00
23	0010000	1900	\$175,951.73	0	\$0.00	\$49,731.78	\$126,219.95
23	0010000	1900	\$4,847,865.68	0.07203742	\$349,227.76	\$111,780.66	\$4,386,857.26
23	0010000	2100	\$643,634.08	0.27108352	\$174,478.59	\$3,583.53	\$465,571.96
23	0010000	2100	\$1,440,700.00	0.33524534	\$482,987.96	\$0.00	\$957,712.04
23	0010000	2100	\$1,325.00	3.49547925	\$4,631.51	\$0.00	(\$3,306.51)
23	0010000	2100	\$397,273.31	0.05810964	\$23,085.41	\$79,914.59	\$294,273.31
23	0010000	2100	\$897,828.00	0.29620033	\$265,936.95	\$0.00	\$631,891.05
23	0010000	2100	\$5,254.00	0.52198325	\$2,742.50	\$2,511.50	\$0.00
23	0010000	2100	\$1,043,218.00	0.19976728	\$208,400.82	\$123,305.00	\$711,512.18
23	0010000	2100	\$599,928.77	0.12745545	\$76,464.19	\$201,436.58	\$322,028.00
23	0010000	2100	\$394,093.24	0.08312145	\$32,757.60	\$140,242.40	\$221,093.24
23	0010000	2100	\$22,505.00	0.18535881	\$4,171.50	\$0.00	\$18,333.50
23	0010000	2100	\$6,596.00	0	\$0.00	\$0.00	\$6,596.00
23	0010000	2200	\$0.00		\$0.00	\$0.00	\$0.00
23	0010000	2200	\$668,951.63	0.25879351	\$173,120.34	\$25,732.36	\$470,098.93
23	0010000	2200	\$49,640.65	0.02161918	\$1,073.19	\$16,838.37	\$31,729.09
23	0010000	2200	\$4,137.00	0	\$0.00	\$0.00	\$4,137.00
23	0010000	2200	\$682,252.55	0.2774174	\$189,268.73	\$22,223.10	\$470,760.72
23	0010000	2300	\$185,697.00	0.8305376	\$154,228.34	\$21,957.04	\$9,511.62
23	0010000	2400	\$346,541.60	0.30743048	\$106,537.45	\$8,578.93	\$231,425.22
23	0010000	2400	\$722,780.00	0.19464663	\$140,686.69	\$0.00	\$582,093.31
23	0010000	2400	\$0.00		\$0.00	\$0.00	\$0.00
23	0010000	2400	\$749,936.26	0.25859136	\$183,827.04	\$166,105.50	\$389,903.72
23	0010000	2400	\$4,231,213.02	0.26714103	\$1,130,330.59	\$43,072.51	\$3,057,809.92
23	0010000	2400	\$1,000.00	0.09595	\$95.95	\$904.05	\$0.00
23	0010000	2400	\$1,500.00	0.34533333	\$518.00	\$1,082.00	(\$100.00)
23	0010000	2400	\$45,800.00	0.33744541	\$15,455.00	\$7,445.00	\$22,900.00
23	0010000	2500	\$1,625,834.83	0.12609256	\$205,005.68	\$32,063.54	\$1,388,765.61
23	0010000	2500	\$69,034.00	0.0904337	\$6,243.00	\$52,479.00	\$10,312.00
23	0010000	2600	\$399,421.42	0.29530953	\$117,952.95	\$74,667.93	\$206,800.54
23	0010000	2600	\$388.00	0	\$0.00	\$0.00	\$388.00
23	0010000	2600	\$25,847.65	0.08064253	\$2,084.42	\$19,663.60	\$4,099.63
23	0010000	2700	\$4,311,012.12	0.2971603	\$1,281,061.65	\$1,103,987.85	\$1,925,962.82
23	0010000	2700	\$2,961,787.00	0.29003864	\$859,032.67	\$0.00	\$2,102,754.33
23	0010000	2700	\$2,595.00	0.64695568	\$1,678.85	\$568.85	\$347.30
23	0010000	2800	\$0.00		\$0.00	\$0.00	\$0.00
23	0010000	2800	\$0.00		\$0.00	\$0.00	\$0.00
23	0010000	2800	\$4,536.00	0.02771384	\$125.71	\$0.00	\$4,410.29
23	0010000	2800	\$0.00		\$0.00	\$0.00	\$0.00
23	0010000	2800	\$0.00		\$0.00	\$0.00	\$0.00
23	0010000	2900	\$206,721.66	0.18706206	\$38,688.78	\$7,204.95	\$160,846.93
23	0010000	2900	\$400.00	0.125	\$50.00	\$200.00	\$150.00
23	0010000	2900	\$467,213.53	0.15343237	\$71,685.68	\$0.00	\$395,527.85
23	0010000	2900	\$12,513.00	0.65424199	\$8,186.53	\$1,750.00	\$2,576.47
23	0010000	3200	\$48,132.00	0.10692304	\$5,146.42	\$0.00	\$42,985.58
23	0010000	3200	\$6,687.25	0	\$0.00	\$14,073.18	(\$7,385.93)
23	0010000	3200	\$0.00		\$0.00	\$0.00	\$0.00
23	0010000	4100	\$1,551.00	0.11992908	\$186.01	\$0.00	\$1,364.99
23	0010000	4100	\$4,991.00	0	\$0.00	\$0.00	\$4,991.00
23	0010000	4100	\$5,486.00	0	\$0.00	\$0.00	\$5,486.00
23	0010000	4100	\$23,271.00	0	\$0.00	\$0.00	\$23,271.00
23	0010000	4100	\$83,233.00	0.24793435	\$20,636.32	\$2,000.00	\$60,596.68
23	0010000	4100	\$15,559.00	0.03409024	\$530.41	\$0.00	\$15,028.59
23	0010000	4100	\$4,815.00	0.27516719	\$1,324.93	\$0.00	\$3,490.07
23	0010000	4100	\$38,027.00	0.10715807	\$4,074.90	\$0.00	\$33,952.10
23	0010000	4100	\$31,933.00	0.05266621	\$1,681.79	\$0.00	\$30,251.21
23	0010000	4500	\$67,179.00	0.14234255	\$9,562.43	\$0.00	\$57,616.57
23	0010000	4500	\$11,327.00	0	\$0.00	\$0.00	\$11,327.00
23	0010000	4500	\$23,549.00	0	\$0.00	\$0.00	\$23,549.00
23	0010000	4500	\$18,499.00	0	\$0.00	\$0.00	\$18,499.00
23	0010000	4500	\$119,084.00	0	\$0.00	\$0.00	\$119,084.00
23	0010000	4500	\$29,723.00	0	\$0.00	\$0.00	\$29,723.00
23	0010000	4500	\$31,636.00	0.63453566	\$20,074.17	\$0.00	\$11,561.83
23	0010000	4500	\$27,086.00	0	\$0.00	\$0.00	\$27,086.00
23	0010000	4500	\$16,989.00	0	\$0.00	\$0.00	\$16,989.00
23	0010000	4500	\$10,258.00	0	\$0.00	\$0.00	\$10,258.00
23	0010000	4500	\$108,794.00	0	\$0.00	\$0.00	\$108,794.00
23	0010000	4500	\$41,147.00	0	\$0.00	\$0.00	\$41,147.00
23	0010000	4500	\$0.00		\$0.00	\$0.00	\$0.00
23	0010000	4500	\$50,140.00	0	\$0.00	\$0.00	\$50,140.00
23	0010000	4500	\$34,296.00	0	\$0.00	\$0.00	\$34,296.00
23	0010000	4500	\$32,273.00	0	\$0.00	\$0.00	\$32,273.00

Fiscal Year	Fund - Expended	Function First Two Digits	Fiscal Year Budgeted Amount	% Expended	Fiscal Year Expense Amount	Fiscal Year Encumbrance Amount	Balance
23	0010000	4500	\$34,775.00	0.1013087	\$3,523.01	\$0.00	\$31,251.99
23	0010000	4500	\$21,077.00	0	\$0.00	\$0.00	\$21,077.00
23	0010000	4500	\$11,921.00	0	\$0.00	\$0.00	\$11,921.00
23	0010000	4500	\$27,939.00	0	\$0.00	\$0.00	\$27,939.00
23	0010000	4500	\$14,870.00	0	\$0.00	\$0.00	\$14,870.00
23	0010000	4500	\$15,127.00	0	\$0.00	\$0.00	\$15,127.00
23	0010000	4500	\$28,737.00	0	\$0.00	\$0.00	\$28,737.00
23	0010000	4500	\$11,431.00	0	\$0.00	\$0.00	\$11,431.00
23	0010000	4500	\$347,859.00	0.24408993	\$84,908.88	\$4,700.00	\$258,250.12
23	0010000	4500	\$29,271.00	0	\$0.00	\$0.00	\$29,271.00
23	0010000	4500	\$17,033.00	0.15323196	\$2,610.00	\$0.00	\$14,423.00
23	0010000	4600	\$13,761.00	0.19753724	\$2,718.31	\$0.00	\$11,042.69
23	0010000	4600	\$4,356.00	0	\$0.00	\$0.00	\$4,356.00
23	0010000	4600	\$11,774.00	0	\$0.00	\$0.00	\$11,774.00
23	0010000	4600	\$31,722.00	0.12908833	\$4,094.94	\$0.00	\$27,627.06
23	0010000	4600	\$11,216.00	0.04320881	\$484.63	\$0.00	\$10,731.37
23	0010000	4600	\$1,511.00	0	\$0.00	\$0.00	\$1,511.00
23	0010000	4600	\$10,184.00	0.06859976	\$698.62	\$0.00	\$9,485.38
23	0010000	5600	\$261,422.00	0	\$0.00	\$0.00	\$261,422.00
23	0010000	7200	\$460,888.00	0	\$0.00	\$0.00	\$460,888.00
23	0010000	7400	\$400,000.00	0	\$0.00	\$0.00	\$400,000.00
23	0010000	7500	\$0.00	0	\$6,005.00	\$0.00	(\$6,005.00)
23	0029000	2500	\$70,000.00	0	\$0.00	\$0.00	\$70,000.00
23	0029000	6100	\$4,385,768.76	0	\$0.00	\$0.00	\$4,385,768.76
23	0029012	2500	\$1,500.00	0	\$0.00	\$1,250.00	\$250.00
23	0029012	6100	\$1,730,512.50	0	\$0.00	\$0.00	\$1,730,512.50
23	0029014	6100	\$344,675.00	0	\$0.00	\$344,674.99	\$0.01
23	0030000	2700	\$0.00	0	\$0.00	\$0.00	\$0.00
23	0039000	2700	\$0.00	0	\$0.00	\$0.00	\$0.00
23	0039001	2700	\$110,000.00	0.56575982	\$62,233.58	\$50,521.16	(\$2,754.74)
23	0060000	3100	\$171,352.09	0.28492363	\$48,822.26	\$1,120.00	\$121,409.83
23	0060000	3100	\$1,375,568.30	0.26914387	\$370,225.78	\$48,184.00	\$957,158.52
23	0060000	7400	\$0.00	0	\$0.00	\$0.00	\$0.00
23	0069006	3100	\$2,135,183.70	0.07841014	\$167,420.05	\$267,701.01	\$1,700,062.64
23	0069022	3100	\$3,063.00	0	\$0.00	\$0.00	\$3,063.00
23	0069023	3100	\$3,135.00	0	\$0.00	\$0.00	\$3,135.00
23	0079004	3200	\$20,000.00	0	\$0.00	\$20,000.00	\$0.00
23	0079111	3200	\$500.00	0	\$0.00	\$0.00	\$500.00
23	0079333	3200	\$5,000.00	0	\$0.00	\$0.00	\$5,000.00
23	0089002	3200	\$250.00	0	\$0.00	\$0.00	\$250.00
23	0089003	3200	\$50,000.00	0	\$0.00	\$0.00	\$50,000.00
23	0089112	3200	\$500.00	0	\$0.00	\$0.00	\$500.00
23	0099000	1100	\$28,974.00	0	\$0.00	\$0.00	\$28,974.00
23	0099000	1100	\$6,345.00	0	\$0.00	\$0.00	\$6,345.00
23	0099110	1100	\$6,017.00	0.26705335	\$1,606.86	\$1,683.69	\$2,726.45
23	0099120	1100	\$10,533.00	0.58432925	\$6,154.74	\$2,317.60	\$2,060.66
23	0099130	1100	\$11,706.00	0.74196908	\$8,885.49	\$1,330.28	\$1,690.23
23	0099140	1100	\$10,082.00	0.59017953	\$5,950.19	\$595.17	\$3,536.64
23	0099160	1100	\$12,319.00	0.562182	\$6,925.52	\$1,925.52	\$3,467.96
23	0099170	1100	\$13,871.00	0.60179944	\$8,347.56	\$3,284.50	\$2,238.94
23	0099180	1100	\$12,458.00	0.60166078	\$7,495.49	\$2,732.10	\$2,230.41
23	0099200	1100	\$23,620.50	0.54943841	\$12,978.01	\$7,561.63	\$3,080.86
23	0099210	1100	\$22,255.50	0.26592707	\$5,918.34	\$13,458.07	\$2,881.09
23	0099300	1100	\$99,821.12	0.27604258	\$27,554.88	\$43,105.21	\$29,161.03
23	0099300	2400	\$72,000.00	-0.00120833	(\$87.00)	\$72,415.00	(\$328.00)
23	0099301	2400	\$10,500.00	0	\$0.00	\$9,000.00	\$1,500.00
23	0149016	1100	\$258,699.00	0.28986107	\$74,986.77	\$0.00	\$183,712.23
23	0149016	2100	\$0.00	0	\$0.00	\$0.00	\$0.00
23	0149016	2400	\$90,966.00	0.12521514	\$11,390.32	\$0.00	\$79,575.68
23	0149016	2400	\$719.00	0	\$0.00	\$0.00	\$719.00
23	0149016	7200	\$0.00	0	\$0.00	\$0.00	\$0.00
23	0149016	7400	\$0.00	0	\$0.00	\$0.00	\$0.00
23	0149116	1200	\$253,004.00	0.27238139	\$68,913.58	\$0.00	\$184,090.42
23	0149116	1200	\$216,080.00	0.27588356	\$59,612.92	\$0.00	\$156,467.08
23	0149116	1200	\$54,000.00	0.00536593	\$289.76	\$7,819.44	\$45,890.80
23	0149116	2100	\$17,069.00	0.26520827	\$4,526.84	\$0.00	\$12,542.16
23	0149116	2100	\$100,000.00	0.098297	\$9,629.70	\$5,490.08	\$84,880.22
23	0149116	2100	\$300,000.00	0.2382939	\$71,476.17	\$155,260.62	\$73,263.21
23	0149116	2200	\$4,000.00	0	\$0.00	\$1,000.00	\$3,000.00
23	0149116	2400	\$85,991.00	0.2612949	\$22,469.01	\$0.00	\$63,521.99
23	0149116	2400	\$158,224.86	0.2649614	\$41,923.48	\$2,681.64	\$113,619.74
23	0149116	2700	\$137.81	0.25847181	\$35.62	\$26.39	\$75.80
23	0149116	4100	\$6,000.00	0	\$0.00	\$1,500.00	\$4,500.00
23	0149116	7400	\$0.00	0	\$0.00	\$0.00	\$0.00
23	0160000	1100	\$3,873,124.00	0.23532347	\$911,436.97	\$0.00	\$2,961,687.03
23	0160000	1100	\$171,335.00	0.27179936	\$46,567.03	\$0.00	\$124,767.97
23	0160000	1100	\$139,699.00	1.07673255	\$150,418.46	\$0.00	(\$10,719.46)
23	0160000	1200	\$282,763.00	0	\$0.00	\$0.00	\$282,763.00
23	0160000	1200	\$177,140.00	0.57611686	\$102,053.34	\$0.00	\$75,086.66
23	0160000	1200	\$47,319.00	0.34461865	\$16,307.01	\$0.00	\$31,011.99
23	0160000	1200	\$130,027.00	0.61270867	\$79,668.67	\$0.00	\$50,358.33
23	0160000	1200	\$0.00	0	\$3,391.44	\$0.00	(\$3,391.44)
23	0160000	1200	\$42.00	0	\$0.00	\$0.00	\$42.00
23	0160000	1900	\$35,540.00	0	\$0.00	\$0.00	\$35,540.00
23	0160000	2100	\$2,473.00	2.14778002	\$5,311.46	\$0.00	(\$2,838.46)
23	0160000	2400	\$0.00	0	\$2,852.59	\$0.00	(\$2,852.59)
23	0160000	2400	\$0.00	0	\$1,298.29	\$0.00	(\$1,298.29)
23	0160000	2400	\$44,000.00	0.19210773	\$8,452.74	\$22,530.00	\$13,017.26
23	0160000	2400	\$7,495.00	0	\$0.00	\$0.00	\$7,495.00
23	0160000	2400	\$2,215.00	0	\$0.00	\$0.00	\$2,215.00
23	0160000	2500	\$110,100.00	0	\$0.00	\$0.00	\$110,100.00
23	0160000	2700	\$1,500.00	0.78	\$1,170.00	\$330.00	\$0.00
23	0160000	2800	\$383,620.00	0.19441406	\$74,581.12	\$0.00	\$309,038.88
23	0160000	2800	\$776,209.23	0.14200705	\$110,227.18	\$186,874.62	\$479,107.43
23	0160000	2800	\$1,790,815.00	0.26991163	\$483,361.80	\$0.00	\$1,307,453.20
23	0160000	2800	\$1,134,841.63	0.40449169	\$458,953.11	\$392,665.70	\$283,022.82
23	0160000	2800	\$356,821.00	0.19872917	\$70,910.74	\$0.00	\$285,910.26
23	0160000	4100	\$5,853.00	0	\$0.00	\$0.00	\$5,853.00
23	0160410	2100	\$86,204.00	0.40446348	\$34,866.37	\$0.00	\$51,337.63
23	0161000	1100	\$302,635.00	0.29593352	\$89,559.84	\$0.00	\$213,075.16

Fiscal Year	Fund - Expended	Function First Two Digits	Fiscal Year Budgeted Amount	% Expended	Fiscal Year Expense Amount	Fiscal Year Encumbrance Amount	Balance
23	0161000	1100	\$8,362.00	0	\$0.00	\$0.00	\$8,362.00
23	0161000	1200	\$293,651.00	0.28921325	\$84,927.76	\$0.00	\$208,723.24
23	0161000	2100	\$14,019.00	0	\$0.00	\$0.00	\$14,019.00
23	0180000	2600	\$0.00		\$0.00	\$0.00	\$0.00
23	0189000	2400	\$0.00		\$0.00	\$0.00	\$0.00
23	0189110	1100	\$500.00	0	\$0.00	\$200.00	\$300.00
23	0189110	2400	\$13,750.12	0.24470405	\$3,364.71	\$4,967.11	\$5,418.30
23	0189110	7200	\$0.00		\$0.00	\$0.00	\$0.00
23	0189111	1200	\$0.00		\$0.00	\$0.00	\$0.00
23	0189111	7200	\$0.00		\$0.00	\$0.00	\$0.00
23	0189113	2200	\$3,500.00	0.01913714	\$66.98	\$3,433.00	\$0.02
23	0189120	2400	\$15,759.01	0.07745664	\$1,220.64	\$5,580.38	\$8,957.99
23	0189120	7200	\$0.00		\$0.00	\$0.00	\$0.00
23	0189123	2200	\$5,000.00	0	\$0.00	\$0.00	\$5,000.00
23	0189130	1100	\$5,900.00	0.04420169	\$260.79	\$2,489.21	\$3,150.00
23	0189130	2400	\$23,176.10	0.105321	\$2,440.93	\$5,529.00	\$15,206.17
23	0189130	7200	\$0.00		\$0.00	\$0.00	\$0.00
23	0189133	2200	\$150.00	0.33333333	\$50.00	\$0.00	\$100.00
23	0189135	4500	\$0.00		\$0.00	\$0.00	\$0.00
23	0189140	1100	\$8,000.00	0.1949375	\$1,559.50	\$500.00	\$5,940.50
23	0189140	2400	\$22,041.62	0.0065095	\$143.48	\$11,113.02	\$10,785.12
23	0189143	2200	\$6,000.00	0	\$0.00	\$0.00	\$6,000.00
23	0189160	1100	\$0.00		\$0.00	\$0.00	\$0.00
23	0189160	2400	\$23,042.42	0.09317554	\$2,146.99	\$13,585.33	\$7,310.10
23	0189160	7200	\$0.00		\$0.00	\$0.00	\$0.00
23	0189161	2200	\$4,000.00	0.3099375	\$1,239.75	\$0.00	\$2,760.25
23	0189163	2200	\$11,000.00	0.0986	\$1,084.60	\$45.00	\$9,870.40
23	0189170	1100	\$20,000.00	0	\$0.00	\$5,000.00	\$15,000.00
23	0189170	2400	\$24,500.00	0.10105633	\$2,475.88	\$4,561.80	\$17,462.32
23	0189170	7200	\$0.00		\$0.00	\$0.00	\$0.00
23	0189171	2400	\$2,000.00	0	\$0.00	\$0.00	\$2,000.00
23	0189173	2200	\$0.00		\$0.00	\$0.00	\$0.00
23	0189180	1100	\$0.00		\$1,239.75	\$0.00	(\$1,239.75)
23	0189180	2400	\$35,114.60	0.0903177	\$3,171.47	\$4,990.33	\$26,952.80
23	0189180	7200	\$0.00		\$0.00	\$0.00	\$0.00
23	0189181	1200	\$0.00		\$0.00	\$0.00	\$0.00
23	0189183	2200	\$10,000.00	0.5103	\$5,103.00	\$0.00	\$4,897.00
23	0189200	2400	\$32,654.96	0.1762599	\$5,755.76	\$9,351.25	\$17,547.95
23	0189200	7200	\$0.00		\$0.00	\$0.00	\$0.00
23	0189203	2200	\$3,200.00	0	\$0.00	\$0.00	\$3,200.00
23	0189210	1100	\$0.00		\$0.00	\$0.00	\$0.00
23	0189210	2400	\$23,361.04	0.06933938	\$1,619.84	\$10,206.16	\$11,535.04
23	0189211	2200	\$0.00		\$50.00	\$0.00	(\$50.00)
23	0189300	2400	\$42,293.36	0.17763994	\$7,512.99	\$29,100.02	\$5,680.35
23	0189300	7200	\$2,895.00	0	\$0.00	\$0.00	\$2,895.00
23	0189301	2200	\$0.00		\$0.00	\$0.00	\$0.00
23	0189302	1100	\$47,000.00	0.11924319	\$5,604.43	\$30,161.57	\$11,234.00
23	0189303	0000	\$0.00		\$1,928.24	\$0.00	(\$1,928.24)
23	0189303	3200	\$95,405.87	0.20813918	\$19,857.70	\$61,521.75	\$14,026.42
23	0189304	4300	\$33,102.86	0.04344476	\$1,438.15	\$13,072.89	\$18,591.92
23	0189305	1100	\$0.00		\$0.00	\$0.00	\$0.00
23	0189306	2400	\$13,900.00	0	\$0.00	\$7,900.00	\$6,000.00
23	0189307	1100	\$3,909.00	0	\$0.00	\$530.00	\$3,379.00
23	0189308	2100	\$3,150.00	0	\$0.00	\$3,150.00	\$0.00
23	0189900	2200	\$0.00		\$0.00	\$0.00	\$0.00
23	0189901	1100	\$0.00		\$0.00	\$0.00	\$0.00
23	0189901	1900	\$0.00		\$0.00	\$0.00	\$0.00
23	0189901	2200	\$0.00		\$0.00	\$0.00	\$0.00
23	0189901	2200	\$0.00		\$0.00	\$0.00	\$0.00
23	0189901	7200	\$0.00		\$0.00	\$0.00	\$0.00
23	0189902	2200	\$0.00		\$0.00	\$0.00	\$0.00
23	0189902	2300	\$0.00		\$0.00	\$0.00	\$0.00
23	0189902	2400	\$0.00		\$0.00	\$0.00	\$0.00
23	0189903	2300	\$0.00		\$0.00	\$0.00	\$0.00
23	0189904	2400	\$0.00		\$0.00	\$0.00	\$0.00
23	0189905	2100	\$0.00		\$0.00	\$0.00	\$0.00
23	0189905	2100	\$0.00		\$0.00	\$0.00	\$0.00
23	0189906	2900	\$0.00		\$0.00	\$0.00	\$0.00
23	0189906	7200	\$0.00		\$0.00	\$0.00	\$0.00
23	0189907	1900	\$2,790.16	3.05026952	\$8,510.74	\$0.00	(\$5,720.58)
23	0189908	2100	\$0.00		\$0.00	\$0.00	\$0.00
23	0189910	2700	\$0.00		\$0.00	\$0.00	\$0.00
23	0189914	2900	\$1,000.00	0.16113	\$161.13	\$0.00	\$838.87
23	0189915	2900	\$5,000.00	0	\$0.00	\$0.00	\$5,000.00
23	0189916	2900	\$8,300.00	0.32049277	\$2,660.09	\$0.00	\$5,639.91
23	0189917	2900	\$14,000.00	0	\$0.00	\$2,000.00	\$12,000.00
23	0189918	3200	\$0.00		\$0.00	\$0.00	\$0.00
23	0189919	2900	\$1,000.00	0	\$0.00	\$0.00	\$1,000.00
23	0189920	2800	\$205.73	0	\$0.00	\$0.00	\$205.73
23	0189922	2100	\$0.00		\$0.00	\$0.00	\$0.00
23	0189930	2200	\$0.00		\$0.00	\$0.00	\$0.00
23	0190000	2100	\$8,041.00	0.10792915	\$652.00	\$848.00	\$4,541.00
23	0190009	2100	\$62.00	0	\$0.00	\$0.00	\$62.00
23	0190017	2100	\$12,595.00	0	\$0.00	\$0.00	\$12,595.00
23	0199121	2100	\$0.00		\$0.00	\$0.00	\$0.00
23	0199180	4100	\$0.00		\$0.00	\$0.00	\$0.00
23	0199181	1100	\$0.00		\$0.00	\$0.00	\$0.00
23	0199213	4100	\$0.00		\$0.00	\$0.00	\$0.00
23	0199301	4300	\$0.00		\$0.00	\$0.00	\$0.00
23	0199513	1100	\$0.00		\$0.00	\$0.00	\$0.00
23	0199715	1100	\$0.00		\$0.00	\$0.00	\$0.00
23	0199920	2200	\$0.00		\$0.00	\$0.00	\$0.00
23	0209001	2800	\$12,973.94	0.15514716	\$2,012.87	\$9,432.16	\$1,528.91
23	0209001	7200	\$0.00		\$0.00	\$0.00	\$0.00
23	0229000	7900	\$10,000.00	0.006611	\$66.11	\$4,933.89	\$5,000.00
23	0229300	4500	\$21,328.00	0.22464976	\$4,791.33	\$0.00	\$16,536.67
23	0249001	2900	\$11,693,661.00	0.208859	\$2,442,326.34	\$1,954,625.00	\$7,296,709.66
23	0249002	0000	\$626.00	0	\$0.00	\$0.00	\$626.00
23	0249002	2900	\$675,000.00	0.28002969	\$189,020.04	\$150,900.96	\$335,079.00
23	0249094	2900	\$173,967.62	0.13308454	\$23,152.40	\$24,646.82	\$126,168.40

Fiscal Year	Fund - Expended	Function First Two Digits	Fiscal Year Budgeted Amount	% Expended	Fiscal Year Expense Amount	Fiscal Year Encumbrance Amount	Balance
23	0270000	2900	\$191,626.86	0.09104538	\$17,446.74	\$135,473.26	\$38,706.86
23	0719013	2700	\$3,248,178.47	0.4660984	\$1,513,970.79	\$579,569.82	\$1,154,637.86
23	0719013	2800	\$120,000.00	0.24520425	\$29,424.51	\$32,000.00	\$58,575.49
23	0719013	5100	\$0.00		\$0.00	\$0.00	\$0.00
23	0719013	7200	\$1,782,012.50	0	\$0.00	\$0.00	\$1,782,012.50
23	2009110	4600	\$350.00	0	\$0.00	\$350.00	\$0.00
23	2009121	4600	\$234.00	0	\$0.00	\$0.00	\$234.00
23	2009185	4600	\$1,000.00	0	\$0.00	\$500.00	\$500.00
23	2009202	4600	\$5,000.00	0	\$0.00	\$0.00	\$5,000.00
23	2009205	4600	\$250.00	0	\$0.00	\$0.00	\$250.00
23	2009209	4100	\$7,098.11	0	\$0.00	\$2,000.00	\$5,098.11
23	2009253	4300	\$2,000.00	0	\$0.00	\$2,000.00	\$0.00
23	2009254	4100	\$3,000.00	0.12833333	\$385.00	\$1,615.00	\$1,000.00
23	2009256	4100	\$4,500.00	0	\$0.00	\$2,000.00	\$2,500.00
23	2009258	4600	\$2,050.00	0	\$0.00	\$1,500.00	\$550.00
23	2009301	4600	\$0.00		\$0.00	\$0.00	\$0.00
23	2009302	4100	\$500.00	0	\$0.00	\$500.00	\$0.00
23	2009303	4100	\$0.00		\$0.00	\$0.00	\$0.00
23	2009304	7200	\$0.00		\$0.00	\$0.00	\$0.00
23	2009305	4100	\$0.00		\$0.00	\$0.00	\$0.00
23	2009307	4100	\$38,023.00	0.18865082	\$7,173.07	\$30,826.93	\$23.00
23	2009309	4600	\$600.00	0	\$0.00	\$600.00	\$0.00
23	2009312	4100	\$17,131.00	0	\$0.00	\$14,000.00	\$3,131.00
23	2009314	4600	\$450.00	0	\$0.00	\$450.00	\$0.00
23	2009315	4600	\$340.00	0	\$0.00	\$340.00	\$0.00
23	2009318	4100	\$3,100.00	0	\$0.00	\$3,100.00	\$0.00
23	2009321	4600	\$10,000.00	0	\$0.00	\$10,000.00	\$0.00
23	2009323	4600	\$3,980.00	0	\$0.00	\$2,000.00	\$1,980.00
23	2009324	4600	\$11,000.00	0	\$0.00	\$11,000.00	\$0.00
23	2009325	4100	\$25,418.00	0	\$0.00	\$21,000.00	\$4,418.00
23	2009326	4100	\$3,500.00	0	\$0.00	\$3,500.00	\$0.00
23	2009327	4100	\$5,471.17	0	\$0.00	\$3,000.00	\$2,471.17
23	2009330	4100	\$2,150.00	0.13953488	\$300.00	\$1,850.00	\$0.00
23	2009330	7200	\$0.00		\$0.00	\$0.00	\$0.00
23	2009331	4600	\$0.00		\$0.00	\$0.00	\$0.00
23	2009332	4100	\$6,500.00	0	\$0.00	\$6,500.00	\$0.00
23	2009333	4600	\$60,000.00	0.04183117	\$2,509.87	\$57,490.13	\$0.00
23	2009335	4100	\$5,000.00	0.005054	\$25.27	\$4,974.73	\$0.00
23	2009336	4100	\$1,250.00	0.022608	\$28.26	\$1,221.74	\$0.00
23	2009337	4100	\$0.00		\$0.00	\$0.00	\$0.00
23	2009339	4100	\$28,500.00	0.03319298	\$946.00	\$27,554.00	\$0.00
23	2009340	4100	\$1,000.00	0	\$0.00	\$1,000.00	\$0.00
23	2009346	4100	\$600.00	0	\$0.00	\$600.00	\$0.00
23	2009350	4300	\$2,000.00	0.047835	\$95.67	\$1,904.33	\$0.00
23	2009352	4100	\$10,794.05	0	\$0.00	\$5,000.00	\$5,794.05
23	2009353	4600	\$100.00	0	\$0.00	\$100.00	\$0.00
23	2009355	4600	\$800.00	0	\$0.00	\$800.00	\$0.00
23	2009380	4600	\$11,000.00	0.09090909	\$1,000.00	\$10,000.00	\$0.00
23	2009420	4600	\$215.69	1.00190088	\$216.10	\$0.00	(\$0.41)
23	2009421	4600	\$896.05	1.00932984	\$904.41	\$0.00	(\$8.36)
23	2009422	4600	\$1,054.49	0.87671765	\$924.49	\$130.00	\$0.00
23	2009423	4600	\$9,600.00	0.07394271	\$709.85	\$8,890.15	\$0.00
23	2009424	4600	\$48,000.00	0.00106188	\$50.97	\$47,949.03	\$0.00
23	2009425	4600	\$2,200.00	0	\$0.00	\$2,200.00	\$0.00
23	2009426	4600	\$2,200.00	0	\$0.00	\$2,200.00	\$0.00
23	3003000	4500	\$44,950.00	0.44493882	\$20,000.00	\$20,000.00	\$4,950.00
23	3003000	4500	\$10,000.00	0	\$0.00	\$0.00	\$10,000.00
23	3003000	4500	\$295,115.96	0.49364338	\$145,682.04	\$71,832.65	\$77,601.27
23	3009110	4100	\$11,500.00	0.05942609	\$683.40	\$4,000.00	\$6,816.60
23	3009120	4100	\$7,008.95	0	\$0.00	\$0.00	\$7,008.95
23	3009130	4100	\$14,000.00	-0.01071429	(\$150.00)	\$320.00	\$13,830.00
23	3009140	4100	\$8,194.84	0	\$0.00	\$180.00	\$8,034.84
23	3009160	4100	\$9,000.00	0	\$0.00	\$0.00	\$9,000.00
23	3009170	4100	\$20,000.00	-0.0225	(\$450.00)	\$1,050.00	\$19,400.00
23	3009180	4100	\$8,000.00	0	\$0.00	\$1,000.00	\$7,000.00
23	3009201	4100	\$40,032.76	0.0765543	\$3,064.68	\$35,740.00	\$1,228.08
23	3009202	4100	\$0.00		\$0.00	\$0.00	\$0.00
23	3009204	4100	\$0.00		\$0.00	\$0.00	\$0.00
23	3009250	4100	\$23,556.00	0.02005689	\$472.46	\$17,165.34	\$5,918.20
23	3009251	4100	\$0.00		\$0.00	\$0.00	\$0.00
23	3009253	4300	\$0.00		(\$0.10)	\$200.00	(\$199.90)
23	3009253	7200	\$0.00		\$0.00	\$0.00	\$0.00
23	3009258	4100	\$128,517.00	0	\$0.00	\$115,765.00	\$12,752.00
23	3009301	4500	\$0.00		\$0.00	\$0.00	\$0.00
23	3009302	4500	\$10,520.00	0.03802281	\$400.00	\$10,000.00	\$120.00
23	3009303	4600	\$3,500.00	0	\$0.00	\$3,500.00	\$0.00
23	3009304	4600	\$3,265.00	0.44372435	\$1,448.76	\$1,816.24	\$0.00
23	3009313	4100	\$23,221.00	0	\$0.00	\$22,000.00	\$1,221.00
23	3009325	4100	\$338.00	0	\$0.00	\$0.00	\$338.00
23	3009334	4300	\$22,843.00	0.00209123	\$47.77	\$17,152.23	\$5,643.00
23	3009390	4600	\$0.00		\$0.00	\$0.00	\$0.00
23	3009410	4500	\$1,873.21	-0.00270125	(\$5.06)	\$1,430.00	\$448.27
23	4019011	3200	\$0.00		\$0.00	\$0.00	\$0.00
23	4019011	7500	\$0.00		\$0.00	\$0.00	\$0.00
23	4019012	3200	\$10,963.55	0.69074889	\$7,573.06	\$0.00	\$3,390.49
23	4019013	3200	\$312,640.98	0.02879274	\$9,001.79	\$57,908.23	\$245,730.94
23	4019021	3200	\$0.00		\$0.00	\$0.00	\$0.00
23	4019021	7500	\$0.00		\$0.00	\$0.00	\$0.00
23	4019022	3200	\$0.00		\$0.00	\$0.00	\$0.00
23	4019023	3200	\$9,415.20	0	\$0.00	\$300.00	\$9,115.20
23	4019031	3200	\$0.00		\$0.00	\$0.00	\$0.00
23	4019031	7500	\$0.00		\$0.00	\$0.00	\$0.00
23	4019032	3200	\$8,648.02	0.20350554	\$1,759.92	\$6,277.98	\$610.12
23	4019032	7200	\$0.00		\$0.00	\$0.00	\$0.00
23	4019033	3200	\$409,581.20	0.34798081	\$142,519.44	\$44,358.32	\$222,683.44
23	4019041	3200	\$0.00		\$0.00	\$0.00	\$0.00
23	4019041	7500	\$0.00		\$0.00	\$0.00	\$0.00
23	4519012	2900	\$24,511.20	0	\$0.00	\$4,711.20	\$19,800.00
23	4679020	2100	\$89,259.11	0	\$0.00	\$0.00	\$89,259.11
23	4679021	2100	\$208,322.32	0.43506481	\$90,633.71	\$0.00	\$117,688.61

Fiscal Year	Fund - Expended	Function First Two Digits	Fiscal Year Budgeted Amount	% Expended	Fiscal Year Expense Amount	Fiscal Year Encumbrance Amount	Balance
23	4679021	2100	\$0.00		\$0.00	\$0.00	\$0.00
23	4679021	2200	\$8,500.00	1	\$8,500.00	\$0.00	\$0.00
23	4999019	2400	\$0.00		\$0.00	\$0.00	\$0.00
23	5079021	1100	\$0.00		\$0.00	\$0.00	\$0.00
23	5079021	2200	\$0.00		\$0.00	\$0.00	\$0.00
23	5079021	3200	\$0.00		\$0.00	\$0.00	\$0.00
23	5079022	1100	\$579,080.71	0.34048822	\$197,170.16	\$48,960.28	\$332,950.27
23	5079022	1900	\$22,522.49	0	\$0.00	\$0.00	\$22,522.49
23	5079022	2100	\$552,000.00	0	\$0.00	\$0.00	\$552,000.00
23	5079022	2700	\$1,868,274.54	0	\$0.00	\$1,614,941.83	\$253,332.71
23	5079121	1100	\$773.57	0	\$0.00	\$0.00	\$773.57
23	5079121	1900	\$27,563.54	0	\$0.00	\$0.00	\$27,563.54
23	5079121	1900	\$94,532.05	0.05035978	\$5,015.85	\$0.00	\$89,516.20
23	5079121	2200	\$0.00		\$13,066.38	\$0.00	(\$13,066.38)
23	5079121	2700	\$706,874.83	0.00165858	\$1,172.41	\$56,234.70	\$649,467.72
23	5079222	2100	\$15,384.31	0	\$0.00	\$0.00	\$15,384.31
23	5169021	1200	\$0.00		\$0.00	\$0.00	\$0.00
23	5169021	1200	\$0.00		\$0.00	\$0.00	\$0.00
23	5169021	1200	\$0.00		\$0.00	\$0.00	\$0.00
23	5169021	1200	\$0.00		\$0.00	\$0.00	\$0.00
23	5169021	2100	\$0.00		\$0.00	\$0.00	\$0.00
23	5169021	2100	\$0.00		\$0.00	\$0.00	\$0.00
23	5169021	2100	\$0.00		\$0.00	\$0.00	\$0.00
23	5169021	2100	\$0.00		\$0.00	\$0.00	\$0.00
23	5169021	2400	\$0.00		\$0.00	\$0.00	\$0.00
23	5169021	2400	\$0.00		\$0.00	\$0.00	\$0.00
23	5169021	3200	\$0.00		\$0.00	\$0.00	\$0.00
23	5169022	1200	\$81,824.61	1.42638003	\$116,712.99	\$0.00	(\$34,888.38)
23	5169022	1200	\$32,375.15	1.34779113	\$43,634.94	\$0.00	(\$11,259.79)
23	5169022	1200	\$17,567.95	1.2722526	\$22,350.87	\$0.00	(\$4,782.92)
23	5169022	1200	\$9,207.49	0	\$0.00	\$0.00	\$9,207.49
23	5169022	2100	\$194,620.90	0.12416262	\$24,164.64	\$0.00	\$170,456.26
23	5169022	2100	\$4,558.40	1	\$4,558.40	\$0.00	\$0.00
23	5169022	2200	\$25,689.00	0	\$0.00	\$0.00	\$25,689.00
23	5169022	2400	(\$5,541.64)	-3.51550804	\$19,481.68	\$0.00	(\$25,023.32)
23	5169022	2400	\$9,938.73	1.17490263	\$11,677.04	\$0.00	(\$1,738.31)
23	5169022	3200	(\$35.61)	0	\$0.00	\$0.00	(\$35.61)
23	5169023	1200	\$650,327.87	0.08930783	\$58,079.37	\$0.00	\$592,248.50
23	5169023	1200	\$358,483.47	0.06000026	\$21,509.10	\$0.00	\$336,974.37
23	5169023	1200	\$121,632.09	0.09070254	\$11,032.34	\$0.00	\$110,599.75
23	5169023	1200	\$10,000.00	0.195562	\$1,955.62	\$3,044.38	\$5,000.00
23	5169023	2100	\$105,903.40	0	\$0.00	\$0.00	\$105,903.40
23	5169023	2100	\$8,000.00	1.50065125	\$12,005.21	\$2,290.91	(\$6,296.12)
23	5169023	2100	\$18,480.00	0	\$0.00	\$0.00	\$18,480.00
23	5169023	2100	\$0.00		\$0.00	\$0.00	\$0.00
23	5169023	2100	\$0.00		\$0.00	\$0.00	\$0.00
23	5169023	2200	\$72,000.00	0.07155083	\$5,151.66	\$15,848.34	\$51,000.00
23	5169023	2400	\$96,673.32	0.19631704	\$18,978.62	\$0.00	\$77,694.70
23	5169023	2400	\$49,860.51	0	\$0.00	\$0.00	\$49,860.51
23	5169023	2400	\$0.00		\$0.00	\$0.00	\$0.00
23	5169023	2400	\$0.00		\$0.00	\$0.00	\$0.00
23	5169023	3200	\$25,223.86	0.38368156	\$9,677.93	\$15,545.93	\$0.00
23	5169122	1200	\$248,308.53	0	\$0.00	\$0.00	\$248,308.53
23	5169122	1200	\$24,719.67	0	\$0.00	\$3,288.13	\$21,431.54
23	5169122	2200	\$45,000.00	0	\$0.00	\$0.00	\$45,000.00
23	5169122	3200	\$2,257.56	0.59139956	\$1,335.12	\$0.00	\$922.44
23	5519121	1200	\$0.00		\$0.00	\$0.00	\$0.00
23	5519121	2200	\$0.00		\$0.00	\$0.00	\$0.00
23	5519122	1200	\$761.55	1.2100453	\$921.51	\$0.00	(\$159.96)
23	5729021	1200	\$0.00		\$0.00	\$0.00	\$0.00
23	5729021	2200	\$0.00		\$0.00	\$0.00	\$0.00
23	5729021	3200	\$0.00		\$0.00	\$0.00	\$0.00
23	5729021	3200	\$0.00		\$0.00	\$0.00	\$0.00
23	5729022	1200	\$57,260.44	1.44042204	\$82,479.20	\$0.00	(\$25,218.76)
23	5729022	2200	\$15,816.77	0	\$0.00	\$0.00	\$15,816.77
23	5729022	3200	\$0.00		\$0.00	\$0.00	\$0.00
23	5729022	3200	\$175.52	0.30480857	\$53.50	\$0.00	\$122.02
23	5729023	1200	\$517,586.58	0.08369659	\$43,320.23	\$0.00	\$474,266.35
23	5729023	3200	\$5,300.00	0	\$0.00	\$4,300.00	\$1,000.00
23	5729121	1100	\$0.00		\$0.00	\$0.00	\$0.00
23	5729122	1100	\$183,652.42	0.44173603	\$81,125.89	\$0.00	\$102,526.53
23	5729123	1100	\$80,046.45	0.06809696	\$5,450.92	\$13,228.01	\$61,367.52
23	5729221	1100	\$0.00		\$0.00	\$0.00	\$0.00
23	5729221	2200	\$0.00		\$0.00	\$0.00	\$0.00
23	5849022	1100	\$30,773.37	0.63250954	\$19,464.45	\$0.00	\$11,308.92
23	5849022	2200	\$10,631.07	0.05836498	\$599.22	\$0.00	\$10,031.85
23	5849022	3200	\$412.30	0.44651952	\$184.10	\$0.00	\$228.20
23	5849023	1100	\$13,108.80	0	\$0.00	\$13,108.80	\$0.00
23	5849023	2200	\$19,870.90	0.16095044	\$3,198.23	\$0.00	\$16,672.67
23	5849023	3200	\$3,737.13	0	\$0.00	\$3,737.12	\$0.01
23	5879021	1200	\$0.00		\$0.00	\$0.00	\$0.00
23	5879022	1200	\$4,549.04	1.8306258	\$8,327.59	\$0.00	(\$3,778.55)
23	5879023	1100	\$0.00		\$0.00	\$0.00	\$0.00
23	5879023	1200	\$43,045.21	0.08795845	\$3,786.19	\$556.32	\$38,702.70
23	5879121	1200	\$0.00		\$0.00	\$0.00	\$0.00
23	5879121	2200	\$0.00		\$0.00	\$0.00	\$0.00
23	5879122	1200	\$16,204.57	0	\$0.00	\$0.00	\$16,204.57
23	5879122	1200	\$2,500.00	0	\$0.00	\$0.00	\$2,500.00
23	5879122	2200	\$5,326.44	0	\$0.00	\$0.00	\$5,326.44
23	5909021	2200	\$0.00		\$0.00	\$0.00	\$0.00
23	5909021	3200	\$0.00		\$0.00	\$0.00	\$0.00
23	5909021	7400	\$0.00		\$0.00	\$0.00	\$0.00
23	5909022	1200	\$14,864.71	1.49291174	\$22,191.70	\$0.00	(\$7,326.99)
23	5909022	2200	\$34,597.75	0.94094182	\$32,554.47	\$0.00	\$2,043.28
23	5909022	3200	\$2,928.92	0	\$0.00	\$0.00	\$2,928.92
23	5909023	2200	\$119,150.90	0.36324904	\$43,281.45	\$32,909.27	\$42,960.18
23	5909023	3200	\$13,501.72	0	\$0.00	\$12,501.72	\$1,000.00
23	5999021	1100	\$0.00		\$0.00	\$0.00	\$0.00
23	5999021	2200	\$0.00		\$0.00	\$0.00	\$0.00
23	5999021	3200	\$0.00		\$0.00	\$0.00	\$0.00

Fiscal Year	Fund - Expended	Function First Two Digits	Fiscal Year Budgeted Amount	% Expended	Fiscal Year Expense Amount	Fiscal Year Encumbrance Amount	Balance
23	5999022	3100	\$128,700.00	0.84451158	\$108,688.64	\$18,691.26	\$1,320.10
23	5999023	2700	\$550,000.00	0.17617055	\$96,893.80	\$262,325.20	\$190,781.00
Totals			\$136,104,477.75				

GENERAL FUND-TRUE DAYS CASH

Includes Emergency Levy

