

# Medina City Schools

## General Fund Analysis

### September 30, 2016

	2016-2017 Original Estimate (1)	Y-T-D Actual July 2016 - June 2017 (2)	Percent	Variance (3)
Beginning Balance - July 1, 2016		48,376,543.79		0.00
General Fund	37,712,097.32			
Other Funds - Emergency Levy	10,664,446.47			
Revenue	<u>77,011,145.00</u>	<u>29,161,174.23</u>	<u>37.9%</u>	<u>47,849,970.77</u>
	<b>77,011,145.00</b>	<b>29,161,174.23</b>		<b>47,849,970.77</b>
Expenditures	72,951,865.00	19,836,525.49	27.2%	53,115,339.51
Encumbrance	650,000.00	2,604,910.90		-1,954,910.90
	<u><b>73,601,865.00</b></u>	<u><b>22,441,436.39</b></u>		<u><b>51,160,428.61</b></u>
Ending Balance - June 30, 2017	51,785,823.79	55,096,281.63		-3,310,457.84

Original Estimate revenue, expenditure and encumbrance taken from May 2016 five-year forecast  
plus Return of Advances issued June 2016.

Includes November 2013 Emergency Levy

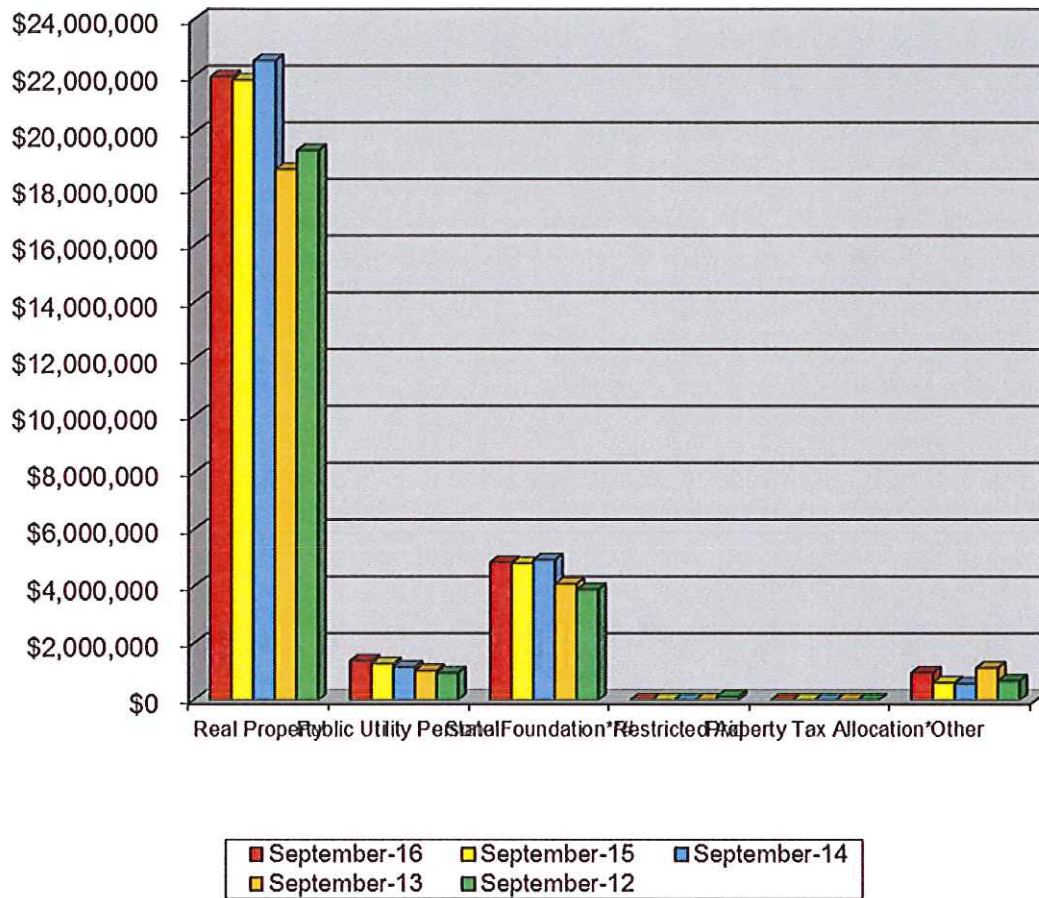
# General Fund Summary

September 2016

## Revenues

1. Real Property Taxes – Total Real Property Taxes received from the beginning of the fiscal year until September 30, 2016 is \$21,963,304.36. This is an increase of 0.5% above last year's taxes received at this time. \$-0- was collected in September.
2. Public Utility Personal Property Taxes – Total Public Utility Personal Property Taxes received from the beginning of the fiscal year until September 30, 2016 is \$1,384,942.06. These monies are distributed upon settlement from the County Auditor. The amounts are listed in a separate line for State and five-year forecasting purposes. \$1,384,942.06 was transferred upon property tax settlement in August.
3. State Foundation – State Foundation monies received from the State of Ohio from the beginning of the fiscal year until September 30, 2016 total \$4,844,414.80. This is an increase of 0.7% above last year's foundation money received at this time. This includes \$179,200.91 in Casino revenues for the year. \$1,552,464.96 was collected in September.
4. Restricted Aid – Restricted Aid monies are for Career Tech funding. Monies received from the beginning of the fiscal year until September 30, 2016 total \$3,748.03. \$1,249.34 was collected in September.
5. Homestead and Rollback – Monies received from the State of Ohio from the beginning of the fiscal year until September 30, 2016 total \$-0-. Receipts are based upon the real property taxes collected and Homestead filings with the County Auditor. These revenues also include monies for personal property tax loss reimbursement from the State. The State will again be reducing the distribution of personal property tax loss reimbursement for the schools and will distribute these monies in November and May. \$-0- was collected in September.
6. Other – Other monies received from the beginning of the fiscal year until September 30, 2016 total \$964,764.98. This is an increase of 56.5% above last year at this time and is due to Tuition, Interest Earnings, Rent, Parking Fees, Miscellaneous Revenues, Field Trips and Refund of Prior Year's Expenditures. \$488,243.59 was collected in September.

## General Fund Revenue



	September-16	September-15	September-14	September-13	September-12	Current Forecast
Real Property	\$21,963,304	\$21,846,886	\$22,533,515	\$18,693,602	\$19,361,158	\$46,762,079
Public Utility Personal	\$1,384,942	\$1,278,953	\$1,162,428	\$1,036,985	\$956,682	\$2,842,246
State Foundation**	\$4,844,415	\$4,809,731	\$4,935,690	\$4,088,190	\$3,890,454	\$18,817,273
Restricted Aid	\$3,748	\$1,551	\$1,587	\$8,527	\$127,860	\$56,902
Property Tax Allocation*	\$0	\$0	\$0	\$0	\$0	\$6,159,167
Other	\$964,765	\$616,429	\$584,096	\$1,136,191	\$684,279	\$2,373,478
<b>Total</b>	<b>\$29,161,174</b>	<b>\$28,553,550</b>	<b>\$29,217,316</b>	<b>\$24,963,495</b>	<b>\$25,020,433</b>	<b>\$77,011,145</b>
State %	16.6%	16.9%	16.9%	16.4%	16.1%	

Includes Homestead/Rollback, Tangible Personal Property Tax Fixed Rate Loss Reimbursement and Electric Deregulation.

\* Includes Casino Revenue in State Foundation beginning January 2013 and Economic Disadvantaged Funding in November 2013.

† Includes a one time Hold Harmless on TPP in May 2016



# General Fund Summary

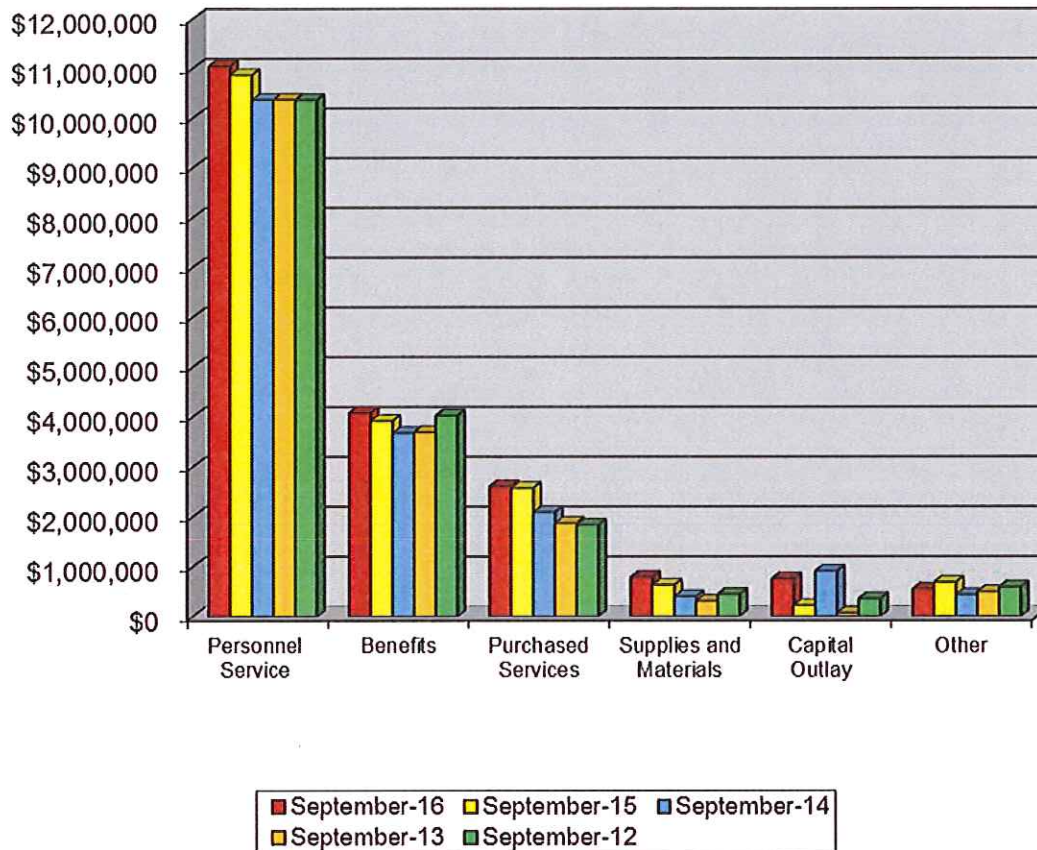
September 2016

## Expenditures

1. Personnel Services– The costs for personnel services for the School District from the beginning of the fiscal year until September 30, 2016 was \$11,047,030.41. This was an increase of 1.6% above last year at this. \$3,280,116.59 was spent in September.
2. Benefits – The cost for benefits for the School District from the beginning of the fiscal year until September 30, 2016 was \$4,085,552.71. This was an increase of 4.2% above last year at this time. \$1,464,923.75 was spent in September.
3. Purchased Services – The cost for purchased services for the district from the beginning of the fiscal year until September 30, 2016 total \$2,607,974.68. This was a 1.3% increase above last year at this time. \$1,058,864.09 was spent in September. Rental/Maintenance/Repair, Garbage Removal, Property Insurance, Rentals/Leases, Postage, Electricity, Water/Sewer, Gas, Tuition, and Open Enrollment account for the increase.
4. Supplies and Materials – The cost for supplies and materials for the district from the beginning of the fiscal year until September 30, 2016 total \$790,220.59. This was a 25.0% increase above last year at this time. \$232,497.08 was spent in September. General Supplies, Nursing Supplies, Textbooks, Custodial/Maintenance/HVAC Supplies, Transportation Supplies, Fuel, and Tires account for this increase.
5. Capital Outlay – The cost for capital outlay for the district from the beginning of the fiscal year until September 30, 2016 total \$757,891.67. This was a 237.2% increase above last year at this time and was mainly due to the purchase of Technology Equipment and School Bus Lease/Purchase. \$35,730.78 was spent in September.
6. Other – The cost of other expenditures excluding transfers for the district was \$547,805.33 for the fiscal year until September 30, 2016. This was a 20.1% decrease below last year at this time. \$18,657.93 was spent in September. Fiscal Dues and Fees, District Audit Expense and County Board Services make up the majority of this decrease.

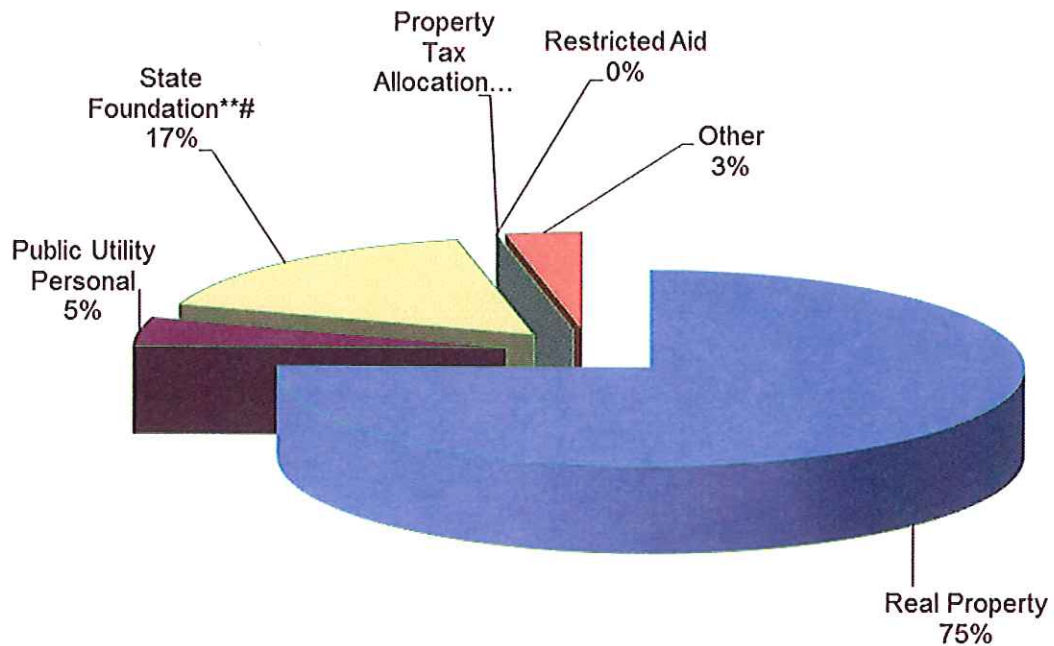


## General Fund Expenditures

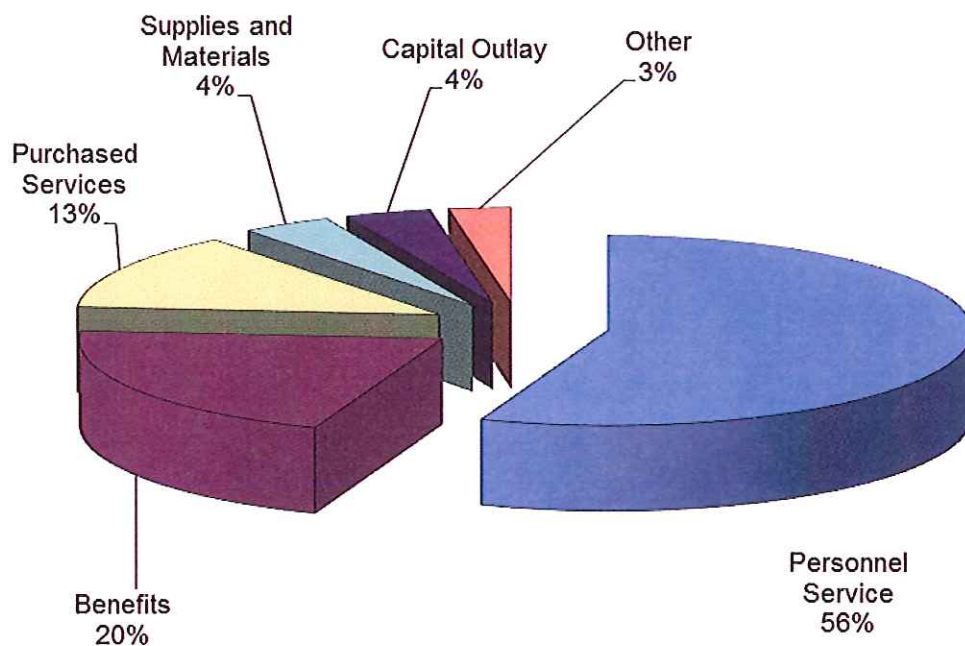


	September-16	September-15	September-14	September-13	September-12	Current Forecast
Personnel Service	\$11,047,030	\$10,869,783	\$10,371,882	\$10,374,716	\$10,366,378	\$43,120,306
Benefits	\$4,085,553	\$3,919,905	\$3,676,980	\$3,695,556	\$4,025,087	\$15,641,165
Purchased Services	\$2,607,975	\$2,573,759	\$2,092,105	\$1,873,340	\$1,836,345	\$8,743,014
Supplies and Materials	\$790,221	\$632,340	\$403,348	\$312,950	\$444,968	\$1,980,087
Capital Outlay	\$757,892	\$224,757	\$907,840	\$68,220	\$354,673	\$1,103,300
Other	\$547,805	\$685,530	\$435,316	\$495,350	\$589,367	\$1,870,099
Transfers and Adv., Etc.	\$50	\$0	\$307,538	\$0	\$0	\$493,894
Other than Debt						
<b>Total</b>	<b>\$19,836,525</b>	<b>\$18,906,074</b>	<b>\$18,195,009</b>	<b>\$16,820,132</b>	<b>\$17,616,818</b>	<b>\$72,951,865</b>

## Current General Fund Revenue



## Current General Fund Expenditures



			Balance
Bank Balance - Regular Account			3,308,572.37
Financial Checks Outstanding	750,650.95		
Worker Comp Outstanding	0.00		
Payroll Checks Outstanding	44,720.98		
	(795,371.93)		2,513,200.44
Flex Spending Bank Acct	99.00		
Investments:			
Sweep Account	595,000.00		
Redtree Investments	22,445,288.17		
T. Rowe - Collins	304,397.68		532,347.79
T. Rowe - Bushman	0.00	304,397.68	4,313.88
Seudder - Collins	227,950.11		536,661.67
Seudder - Bushman	4,313.88	232,263.99	
Kanehl Stocks	4,867.38	536,661.67	
Star Ohio (22923)	34,975,051.01		
	0.00	34,975,051.01	
Star Plus 104791113939	6,314,574.09		
Fifth Third	10,000,000.00		
Total	74,871,442.32	74,871,442.32	77,384,741.76
Adjustments			
Deposits in Transit	3,790.06		
Expenses not posted	(19,290.24)		
Other adjustments (see below)	0.00		
Total	(15,500.18)		77,369,241.58
MCSD Balance			77,369,241.58
Difference Between Bank vs. Book			0.00



# MEDINA CITY SCHOOLS

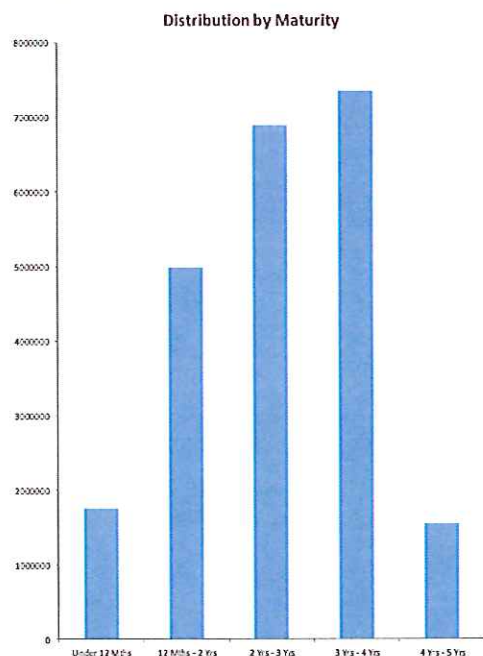
## SALES TAX UPDATE

Date	Sales Tax Description	Receipts	Expenditures	Balance
July 1, 2016	Beginning Balance (071) Sales Tax and (002-9012) Bond			\$ 2,876,964.21
July	6 Month Asbestos Surveillance Inspection and Reports		\$525.00	\$ 2,876,439.21
	Service Agreement - Generator		\$17,761.00	\$ 2,858,678.21
	MHS Roof Replacement Specs Bidding and Supervision		\$2,079.00	\$ 2,856,599.21
	PAC Landscape Project		\$8,750.00	\$ 2,847,849.21
	MHS East Track Courtyard Landscape Project		\$3,875.00	\$ 2,843,974.21
August	Sales Tax Distribution	\$692,161.92		\$ 3,536,136.13
	MHS Roof Replacement Project, Roof Section E		\$114,831.00	\$ 3,421,305.13
	1st Quarter Fleet Master Lease Agreement		\$7,396.74	\$ 3,413,908.39
	MHS and Root Latex Track Resurfacing		\$31,210.08	\$ 3,382,698.31
	Spray Applied Fireproof for New Roof Section at MHS		\$15,000.00	\$ 3,367,698.31
September	MHS East Track Donation Courtyard Landscape Project		\$550.00	\$ 3,367,148.31
	Flag Pole Foundation at Ken Dukes Stadium		\$2,500.00	\$ 3,364,648.31
	MHS Roof Replacement Specs Bidding and Supervision		\$2,079.00	\$ 3,362,569.31
	Fenn Library Carpet Replacement		\$6,592.34	\$ 3,355,976.97
	1st Quarter Fleet Master Lease Agreement		\$9,143.74	\$ 3,346,833.23
	MHS Secure Front Entrance Project		\$59,606.80	\$ 3,287,226.43
	Parking Lot Improvement Projects MHS and Garfield		\$334,081.82	\$ 2,953,144.61
	MHS and Root Latex Track Resurfacing		\$187,392.04	\$ 2,765,752.57
	Fiscal Year Totals	\$692,161.92	\$803,373.56	

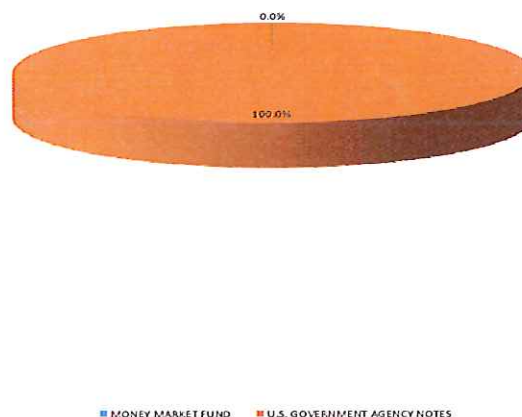
**Monthly Investment Summary**  
**Medina City School District**  
**US Bank Custodian Acct Ending x70982**  
 September 30, 2016

Monthly Cash Flow Activity		Market Value Summary				
<b>From 08-31-16 through 09-30-16</b>		<b>Security Type</b>	<b>Market Value</b>	<b>Pct. Assets</b>	<b>Avg Yield at Cost</b>	<b>Wght Avg Mat</b>
Beginning Book Value	22,413,517.25	<b>Money Market Fund</b>				
Contributions	0.00	MONEY MARKET FUND	6,850.56	0.0	0.22	0.00
Withdrawals	0.00	<b>Fixed Income</b>				
Realized Gains/Losses	1,540.00	U.S. GOVERNMENT	22,467,567.20	99.7	1.23	2.64
Gross Interest Earnings	30,230.92	AGENCY NOTES				
Ending Book Value	22,445,288.17	Accrued Interest	55,113.69	0.2		
		<b>TOTAL PORTFOLIO</b>	<b>22,529,531.45</b>	<b>100.0</b>	<b>1.22</b>	<b>2.64</b>

### Maturity Distribution



### Security Type Allocation



Disclosures: RedTree's internal accounting system is the source of the market value of above account. Although obtained from a reliable source, we cannot guarantee accuracy. You should review statements provided by the custodian and compare with these statements.

**Portfolio Holdings Report**  
**Medina City School District**  
**US Bank Custodian Acct Ending x70982**  
 September 30, 2016

Quantity	Cusip	Security Description	Moody's	S&P	Cost Basis	Market Value	Yield at Cost	Wtd Maturity
<b>U.S. GOVERNMENT AGENCY NOTES</b>								
1,750,000	3133782N0	Federal Home Ln Bank 0.875% Due 03-10-17	Aaa	AA+	1,748,915.00	1,753,211.25	0.90	0.44
1,650,000	3135G0PQ0	Federal Natl Mtg Assoc 0.875% Due 10-26-17	Aaa	AA+	1,642,657.50	1,652,704.35	1.03	1.06
2,045,000	3135G0TG8	Federal Natl Mtg Assoc 0.875% Due 02-08-18	Aaa	AA+	2,032,790.31	2,047,736.21	1.08	1.34
1,270,000	3134G9N60	Federal Home Ln Mtg 1.000% Due 07-27-18	Aaa	AA+	1,270,000.00	1,268,102.62	1.00	1.80
2,220,000	3137EADZ9	Federal Home Ln Mtg 1.125% Due 04-15-19	Aaa	AA+	2,219,267.40	2,229,859.02	1.14	2.49
2,500,000	3135G0K93	Federal Natl Mtg Assoc 1.250% Due 06-28-19	Aaa	AA+	2,500,000.00	2,500,037.50	1.25	2.68
2,140,000	3130A9EP2	Federal Home Ln Bank 1.000% Due 09-26-19	Aaa	AA+	2,139,807.40	2,138,125.36	1.00	2.94
2,420,000	3136G2RQ2	Federal Natl Mtg Assoc 1.400% Due 10-29-19	Aaa	AA+	2,420,000.00	2,420,183.92	1.40	2.99
1,270,000	3136G3J71	Federal Natl Mtg Assoc 1.420% Due 07-27-20	Aaa	AA+	1,270,000.00	1,266,292.87	1.42	3.70
1,520,000	3136G35C5	Federal Natl Mtg Assoc 1.400% Due 08-28-20	Aaa	AA+	1,520,000.00	1,517,473.76	1.40	3.79
2,130,000	3136G4AL7	Federal Natl Mtg Assoc 1.500% Due 09-30-20	Aaa	AA+	2,130,000.00	2,130,677.34	1.50	3.87
1,545,000	3136G34Y8	Federal Natl Mtg Assoc 1.600% Due 08-24-21	Aaa	AA+	1,545,000.00	1,543,162.99	1.60	4.69
	Accrued Interest					55,113.69		
					22,438,437.61	22,522,680.89	1.23	2.64
<b>MONEY MARKET FUND</b>								
	USBMMF	First American Treasury Obligations Fund			6,850.56	6,850.56	0.22	
<b>TOTAL PORTFOLIO</b>					22,445,288.17	22,529,531.45	1.22	2.64



**Monthly Activity Reports  
Medina City School District  
US Bank Custodian Acct Ending x70982  
From 09-01-16 Through 09-30-16**

**INCOME - SETTLED TRADES**

Ex-Date	Pay-Date	Security	Amount
<b>U.S. GOVERNMENT AGENCY NOTES</b>			
09-10-2016	09-10-2016	Federal Home Ln Bank 0.875% Due 03-10-17	7,656.25
09-12-2016	09-12-2016	Federal Home Ln Bank 0.590% Due 09-12-16	5,900.00
09-29-2016	09-30-2016	Federal Home Ln Bank 1.000% Due 09-26-19	-237.78
09-30-2016	09-30-2016	Federal Home Ln Mtg 1.500% Due 12-30-19	16,837.50
			<b>30,155.97</b>
<b>MONEY MARKET FUND</b>			
09-02-2016	09-02-2016	First American Treasury Obligations Fund	74.95
			<b>74.95</b>
<b>NET INCOME</b>			<b>30,230.92</b>

Purchase and Sale  
 Medina City School District  
 US Bank Custodian Acct Ending x70982

From 09-01-16 To 09-30-16

Trade Date	Settle Date	Quantity	Security	Unit Price	Amount
<b>PURCHASES</b>					
09-29-2016	09-30-2016	2,140,000	Federal Home Ln Bank 1.000% Due 09-26-19	99.99	2,139,807.40
09-28-2016	09-30-2016	2,130,000	Federal Natl Mtg Assoc 1.500% Due 09-30-20	100.00	2,130,000.00
					4,269,807.40
<b>SALES</b>					
09-12-2016	09-12-2016	2,000,000	Federal Home Ln Bank 0.590% Due 09-12-16	100.00	2,000,000.00
09-30-2016	09-30-2016	2,245,000	Federal Home Ln Mtg 1.500% Due 12-30-19	100.00	2,245,000.00
					4,245,000.00

**Realized Gains/Losses**  
**Medina City School District**  
**US Bank Custodian Acct Ending x70982**  
 From 09-01-16 Through 09-30-16

Open Date	Close Date	Quantity	Security	Cost Basis	Proceeds	Gain Or Loss	
						Short Term	Long Term
06-24-2014	09-12-2016	2,000,000	Federal Home Ln Bank 0.590% Due 09-12-16	1,998,460.00	2,000,000.00		1,540.00
03-30-2016	09-30-2016	2,245,000	Federal Home Ln Mtg 1.500% Due 12-30-19	2,245,000.00	2,245,000.00	0.00	
TOTAL GAINS						0.00	1,540.00
TOTAL LOSSES						0.00	0.00
TOTAL REALIZED GAIN/LOSS						0.00	1,540.00



ENV# CEBDCXCBBGXQPG\_BBBBB  
FIFTH THIRD SECURITIES, INC.  
MD IMOB2A  
5050 KINGSLEY DRIVE  
CINCINNATI, OH 45263

MEDINA CITY SCHOOLS  
DAVID CHAMBERS  
739 WEYMOUTH RD  
MEDINA OH 44256



---

**STATEMENT FOR THE PERIOD SEPTEMBER 1, 2016 TO SEPTEMBER 30, 2016**

MEDINA CITY SCHOOLS - Corporation  
Account Number: [REDACTED]

---

**For questions about your accounts:**  
Local: 614 744 5496  
National: 800 228 8852

By the courtesy of:  
LEE/CARTER/SAVAGE

---

**TOTAL VALUE OF YOUR PORTFOLIO** **\$10,038,981.96**

---

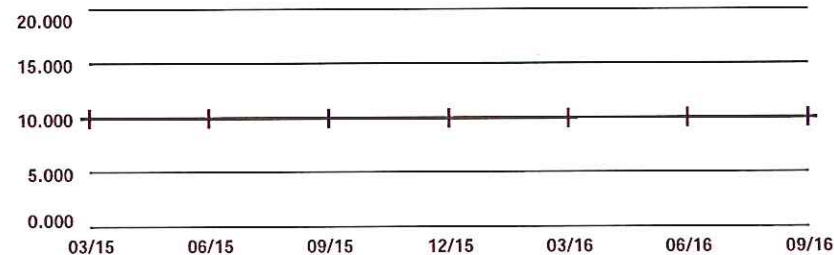
**FOR YOUR INFORMATION**

Fifth Third Securities, Inc. Investments offered through Fifth Third Securities, Inc., member  
FINRA/SIPC

---

**CHANGE IN VALUE OF YOUR PORTFOLIO**

\$ millions



*Change In Value Of Your Portfolio information can be found in Miscellaneous Footnotes at the end of this statement.*

**Fifth Third Securities, Inc.**

MN \_CEBDCXCBBGXQPG\_BBBBB 20160930

Account carried with National Financial Services LLC, Member  
NYSE, SIPC

Statement for the Period September 1, 2016 to September 30, 2016

MEDINA CITY SCHOOLS - Corporation  
Account Number: [REDACTED]



## Account Overview

CHANGE IN ACCOUNT VALUE	Current Period	Year-to-Date
BEGINNING VALUE	\$10,040,813.98	\$9,982,016.21
Additions and Withdrawals	(\$3,870.74)	(\$87,066.56)
Income	\$3,870.74	\$82,194.26
Taxes, Fees and Expenses	\$0.00	\$0.00
Change in Investment Value	(\$1,832.02)	\$61,838.05
ENDING VALUE (AS OF 09/30/16)	\$10,038,981.96	\$10,038,981.96


Refer to Miscellaneous Footnotes for more information on Change in Investment Value.

INCOME	Current Period	Year-to-Date
TAXABLE		
Taxable Dividends	\$5.23	\$130.02
Taxable Interest	\$3,865.51	\$82,064.24
TOTAL TAXABLE	\$3,870.74	\$82,194.26
TOTAL INCOME	\$3,870.74	\$82,194.26

Taxable income is determined based on information available to NFS at the time the statement was prepared, and is subject to change. Final information on taxation of interest and dividends is available on Form 1099-Div, which is mailed in February of the subsequent year.

## ACCOUNT ALLOCATION

Money Markets 0.3%



CDs 99.7%

	Percent	Prior Period	Current Period
Money Markets	0.3 %	\$25,114.62	\$25,114.62
CDs	99.7	\$10,015,699.36	\$10,013,867.34
TOTAL	100.0 %	\$10,040,813.98	\$10,038,981.96

Account Allocation shows the percentage that each asset class represents of your total account value. Account Allocation for equities, fixed income, and other categories may include mutual funds and may be net of short positions. NFS has made assumptions concerning how certain mutual funds are allocated. Closed-end mutual funds and Exchange Traded Products (ETPs) listed on an exchange may be included in the equity allocation. The chart may not reflect your actual portfolio allocation. Consult your broker/dealer prior to making investment decisions.

Statement for the Period September 1, 2016 to September 30, 2016

MEDINA CITY SCHOOLS - Corporation  
Account Number: [REDACTED]



## Account Overview *continued*

---

### MESSAGES AND ALERTS

Customers wishing to learn more about their investment professional can contact the FINRA BrokerCheck Hotline Number at 1-800-289-9999 or visit the FINRA Regulation website [www.finra.org](http://www.finra.org). Customers can also obtain an investor brochure that includes information describing the FINRA BrokerCheck program by contacting Brokerage Operations 1-888-889-1025.

National Financial Services LLC NFS is required by the Securities Exchange Act of 1934 to provide certain financial information from its Statement of Financial Condition. At December 31, 2015, NFS, an affiliate of Fidelity Brokerage Services LLC, had net capital of \$3,377 million, which was 13.81 percent of aggregate debit items and exceeded its minimum requirement by \$2,888 million. To acquire the Statement of Financial Condition, log on to [www.mybrokerageinfo.com](http://www.mybrokerageinfo.com).

Fifth Third Securities reminds you to please promptly report any inaccuracies or discrepancies in your account to Brokerage Operations by calling 1-888-889-1025. Please reconfirm any oral communications in writing to your Investment Professional to further protect your rights under the Securities Investor Protection Act SIPA. National Financial Services will never contact customers in relation to requests for banking credentials.



Statement for the Period September 1, 2016 to September 30, 2016

MEDINA CITY SCHOOLS - Corporation  
Account Number: [REDACTED]



## Holdings

NFS-provided cost basis, realized gain (loss) and holding period information may not reflect all adjustments necessary for tax purposes. Please refer to Footnotes and Cost Basis Information at the end of this statement for more information.

For additional information regarding your holdings, please refer to the footnotes at the end of the statement.

### CASH AND CASH EQUIVALENTS - 0.25% of Total Account Value

Description	Symbol/Cusip Account Type	Quantity	Price on 09/30/16	Current Market Value	Estimated Annual Income
<b>Money Markets</b>					
FEDERATED US TREAS OBLIGATION INSTIT 7 DAY YIELD .18% Dividend Option Cash Capital Gain Option Cash	QTOIQ CASH	25,114.62	\$1.00	\$25,114.62	
<b>Total Cash and Cash Equivalents</b>				<b>\$25,114.62</b>	

### HOLDINGS > FIXED INCOME - 99.75% of Total Account Value

For an explanation of fixed income pricing, please see the last page. Redemption schedule(s), bond rating(s), and other information are provided where available. If information does not appear regarding a particular investment, it is not available. The ratings on this statement are provided by Standard & Poor's and/or Moody's to rate the quality based on the respective rating agency's assessment. "Ratings information from Standard & Poor's ("S&P") may not be reproduced. S&P credit ratings are statements of opinion and are not statements of fact or recommendations to purchase, hold, or sell securities, nor do they address the suitability of securities for investment purposes, and should not be relied on as investment advice. S&P does not guarantee the accuracy, completeness, timeliness or availability of any information, including ratings, and is not responsible for errors or omissions (negligent or otherwise). S&P gives no express or implied warranties, including but not limited to any warranties of merchantability or fitness for a particular purpose or use. S&P shall not be liable for any direct, indirect, incidental, exemplary, compensatory, punitive, special or consequential damages, costs, expenses, legal fees, or losses (including lost income or profits and opportunity costs) in connection with any use of ratings."

**Accrued Interest** - Represents interest accumulated since the last coupon date on certain fixed income securities which may not yet have been paid by the issuer or received by NFS. There is no guarantee that the accrued interest will be paid by the issuer.

Description	Symbol/Cusip Account Type	Quantity	Estimated Price on 09/30/16	Estimated Current Market Value	Estimated Annual Income	Total Cost Basis	Unrealized Gain (Loss)
-------------	------------------------------	----------	-----------------------------------	--------------------------------------	----------------------------	---------------------	---------------------------

#### CDs

Statement for the Period September 1, 2016 to September 30, 2016

MEDINA CITY SCHOOLS - Corporation  
Account Number: [REDACTED]



**HOLDINGS > FIXED INCOME** *continued*

Description	Symbol/Cusip Account Type	Quantity	Estimated Price on 09/30/16	Estimated Current Market Value	Estimated Annual Income	Total Cost Basis	Unrealized Gain (Loss)
<p>Certificates of Deposit (CDs), including Market Indexed CDs and Market Linked CDs (collectively, MCDs) are generally shown at estimated market prices based upon a matrix or model pricing method that may not represent the actual price if sold prior to maturity. However, CDs and MCDs may be shown at face value for up to seven calendar days from date of issue if estimated market prices have not been received from a third party pricing vendor. The actual value of CDs and MCDs may be different from their purchase price. CDs and MCDs are subject to interest rate risk. The estimated market price reflected for MCDs may not be based on the actual closing value of the linked market index on the final maturity date and the market value of MCDs may not correspond directly to increases or decreases in the underlying linked market index. You may sell CDs or MCDs in the secondary market subject to market conditions. The secondary market for CDs and MCDs is generally illiquid. If sold prior to maturity, the value of MCDs may be less than the purchase amount or face value. The sale or redemption of any fixed income security prior to maturity may result in a substantial gain or loss, and an early withdrawal penalty may apply. Certain MCDs may only be redeemed on pre-specified liquidation dates and may have call features that allow the issuer to call the MCD prior to maturity. Certain Step Rate CDs are also subject to reinvestment risk if call provisions are exercised by the issuer and if a CD with a comparable rate is not available.</p> <p>See sales materials or contact your broker/dealer for additional information.</p>							
<b>BANK RHODE IS PROVIDENCE RI 0.75000%</b> 01/23/2017 CD FDIC INSURED CPN PMT MONTHLY Next Interest Payable: 10/23/16 Estimated Yield 0.74% Accrued Interest \$41.10 Average Unit Cost \$1.00 Adjusted Cost Basis	064577CB3 CASH	250,000	\$1.00073	\$250,182.50	\$1,875.00	\$250,000.00	
						\$250,000.00	D \$182.50
<b>BROOKLINE BK MASS CD 0.75000% 01/23/2017</b> FDIC INSURED CPN PMT MONTHLY Next Interest Payable: 10/23/16 Estimated Yield 0.74% Accrued Interest \$41.10 Average Unit Cost \$1.00 Adjusted Cost Basis	11373QAS7 CASH	250,000	\$1.00073	\$250,182.50	\$1,875.00	\$250,000.00	
						\$250,000.00	D \$182.50
<b>FIRST IPSWICH BANCORP 0.75000%</b> 01/23/2017 CD FDIC INSURED CPN PMT MONTHLY Next Interest Payable: 10/23/16 Estimated Yield 0.74% Accrued Interest \$41.10 Average Unit Cost \$1.00 Adjusted Cost Basis	320637AF8 CASH	250,000	\$1.00073	\$250,182.50	\$1,875.00	\$250,000.00	
						\$250,000.00	D \$182.50

Fifth Third Securities, Inc.

MN\_CEBCDCXCBBGXQPG\_BBBBB 20160930

Account carried with National Financial Services LLC, Member  
NYSE, SIPC

Statement for the Period September 1, 2016 to September 30, 2016

MEDINA CITY SCHOOLS - Corporation  
Account Number: [REDACTED]



HOLDINGS > FIXED INCOME *continued*

Description	Symbol/Cusip Account Type	Quantity	Estimated Price on 09/30/16	Estimated Current Market Value	Estimated Annual Income	Total Cost Basis	Unrealized Gain (Loss)
BANK INDIA NEW YORK N Y CD 0.80000% 01/25/2017 FDIC INSURED CPN PMT @ MATURITY ON JAN 25 1ST CPN DTE 01/25/2017 Average Unit Cost \$1.00	06279HGJ6 CASH	248,000	\$1.0012	\$248,297.60		\$248,000.00	\$297.60
BANK OF CHINA NY BR CD 0.85000% 01/27/2017 FDIC INSURED CPN PMT @ MATURITY ON JAN 27 1ST CPN DTE 01/27/2017 Average Unit Cost \$1.00	06426TNQ8 CASH	248,000	\$1.00106	\$248,262.88		\$248,000.00	\$262.88
SOUTHWEST BK FT WORTH TEX 0.75000% 01/27/2017 CD FDIC INSURED CPN PMT MONTHLY Next Interest Payable: 10/27/16 Estimated Yield 0.74% Accrued Interest \$20.55 Average Unit Cost \$1.00 Adjusted Cost Basis	844772AZ6 CASH	250,000	\$1.00075	\$250,187.50	\$1,875.00	\$250,000.00	\$187.50
WHITNEY BK GULFPORT MS CD 0.85000% 01/27/2017 FDIC INSURED CPN PMT @ MATURITY ON JAN 27 1ST CPN DTE 01/27/2017 Accrued Interest \$1432.28 Average Unit Cost \$1.00	966594AP8 CASH	248,000	\$1.00125	\$248,310.00		\$248,000.00	\$310.00
BIDDEFORD SVGS BANK CD 0.70000% 01/30/2017 FDIC INSURED CPN PMT MONTHLY Next Interest Payable: 10/30/16 Estimated Yield 0.70% Accrued Interest \$14.38 Average Unit Cost \$1.00 Adjusted Cost Basis	08883AAS1 CASH	250,000	\$1.00061	\$250,152.50	\$1,750.00	\$250,000.00	\$152.50

Fifth Third Securities, Inc.

MN \_CEBCDCXCBBGXQPG\_BBBB 20160930

Account carried with National Financial Services LLC, Member  
NYSE, SIPC



Statement for the Period September 1, 2016 to September 30, 2016

MEDINA CITY SCHOOLS - Corporation  
Account Number: [REDACTED]



**HOLDINGS > FIXED INCOME** *continued*

Description	Symbol/Cusip Account Type	Quantity	Estimated Price on 09/30/16	Estimated Current Market Value	Estimated Annual Income	Total Cost Basis	Unrealized Gain (Loss)
<b>FIRST NIAGARA BK N A NY 0.80000%</b>	33583CMP1	250,000	\$1.00093	\$250,232.50	\$2,000.00	\$250,000.00	
01/30/2017 CD FDIC INSURED	CASH						
CPN PMT SEMI-ANNUAL							
ON JUL 30, JAN 30							
Next Interest Payable: 01/30/17							
Estimated Yield 0.79%							
Accrued Interest \$345.21							
Average Unit Cost \$1.00							
Adjusted Cost Basis						\$250,000.00	\$232.50
<b>MERRICK BK SOUTH JORDAN UTAH 0.75000%</b>	59013JDA4	250,000	\$1.00147	\$250,367.50	\$1,875.00	\$250,000.00	
01/30/2017 CD FDIC INSURED	CASH						
CPN PMT MONTHLY							
Next Interest Payable: 10/30/16							
Estimated Yield 0.74%							
Accrued Interest \$15.41							
Average Unit Cost \$1.00							
Adjusted Cost Basis						\$250,000.00	\$367.50
<b>PEOPLES UNITED BANK CD 0.75000%</b>	71270QLR5	250,000	\$1.00154	\$250,385.00	\$1,875.00	\$250,000.00	
01/30/2017 FDIC INSURED	CASH						
CPN PMT SEMI-ANNUAL							
ON JUL 28, JAN 28							
Next Interest Payable: 01/28/17							
Estimated Yield 0.74%							
Accrued Interest \$333.90							
Average Unit Cost \$1.00							
Adjusted Cost Basis						\$250,000.00	\$385.00
<b>PLATINUM BK BRANDON FLA 0.70000%</b>	72766HBM6	250,000	\$1.00163	\$250,407.50	\$1,750.00	\$250,000.00	
02/06/2017 CD FDIC INSURED	CASH						
CPN PMT MONTHLY							
Next Interest Payable: 10/06/16							
Estimated Yield 0.69%							
Accrued Interest \$119.86							
Average Unit Cost \$1.00							
Adjusted Cost Basis						\$250,000.00	\$407.50

Fifth Third Securities, Inc.

Account carried with National Financial Services LLC, Member  
NYSE, SIPC

MN \_CEBCDCXCBBGXQPG\_BBBBB 20160930

Page 7 of 22



Statement for the Period September 1, 2016 to September 30, 2016

MEDINA CITY SCHOOLS - Corporation  
Account Number: [REDACTED]



HOLDINGS > FIXED INCOME *continued*

Description	Symbol/Cusip Account Type	Quantity	Estimated Price on 09/30/16	Estimated Current Market Value	Estimated Annual Income	Total Cost Basis	Unrealized Gain (Loss)
WINTER HILL BANK FSB 0.70000% 02/10/2017 FDIC INSURED CPN PMT MONTHLY Next Interest Payable: 10/11/16 Estimated Yield 0.69% Accrued Interest \$95.89 Average Unit Cost \$1.00 Adjusted Cost Basis	975875AC9 CASH	250,000	\$1.00168	\$250,420.00	\$1,750.00	\$250,000.00	
						\$250,000.00	D \$420.00
WELCH ST BK OKLA CD 0.70000% 02/17/2017 FDIC INSURED CPN PMT MONTHLY Next Interest Payable: 10/18/16 Estimated Yield 0.69% Accrued Interest \$62.33 Average Unit Cost \$1.00 Adjusted Cost Basis	949095AR4 CASH	250,000	\$1.00176	\$250,440.00	\$1,750.00	\$250,000.00	
						\$250,000.00	D \$440.00
BBCN BK LOS ANGELES CA 0.75000% 02/21/2017 CD FDIC INSURED CPN PMT MONTHLY Next Interest Payable: 10/20/16 Estimated Yield 0.74% Accrued Interest \$56.51 Average Unit Cost \$1.00 Adjusted Cost Basis	073296BL8 CASH	250,000	\$1.00085	\$250,212.50	\$1,875.00	\$250,000.00	
						\$250,000.00	D \$212.50
CENTENNIAL BK CENTENNIAL CO CD 1.05000% 10/30/2017 FDIC INSURED CPN PMT SEMI-ANNUAL ON JUL 29, JAN 29 Next Interest Payable: 01/29/17 Estimated Yield 1.04% Accrued Interest \$456.59 Average Unit Cost \$1.00 Adjusted Cost Basis	15136JCG6 CASH	248,000	\$1.00303	\$248,751.44	\$2,604.00	\$248,000.00	
						\$248,000.00	D \$751.44

Fifth Third Securities, Inc.

Account carried with National Financial Services LLC, Member  
NYSE, SIPC

MN \_CEBCDCXCBBGXQPG\_BBBBB 20160930

Page 8 of 22

Statement for the Period September 1, 2016 to September 30, 2016

MEDINA CITY SCHOOLS - Corporation  
Account Number: [REDACTED]



**HOLDINGS > FIXED INCOME** *continued*

Description	Symbol/Cusip Account Type	Quantity	Estimated Price on 09/30/16	Estimated Current Market Value	Estimated Annual Income	Total Cost Basis	Unrealized Gain (Loss)
<b>BMO HARRIS BK NATL ASSN CHICAG CD</b> 1.10000% 01/19/2018 FDIC INSURED CPN PMT SEMI-ANNUAL ON JUL 20, JAN 20 Next Interest Payable: 01/20/17 Estimated Yield 1.09% Accrued Interest \$545.60 Average Unit Cost \$1.00 Adjusted Cost Basis	05581WCD5 CASH	248,000	\$1.00798	\$249,979.04	\$2,728.00	\$248,000.00	
						\$248,000.00	D \$1,979.04
<b>ALLY BK MIDVALE UTAH CD 1.40000%</b> 01/22/2018 FDIC INSURED CPN PMT SEMI-ANNUAL ON JUL 22, JAN 22 Next Interest Payable: 01/22/17 Estimated Yield 1.38% Accrued Interest \$680.82 Average Unit Cost \$1.00 Adjusted Cost Basis	02006LND1 CASH	250,000	\$1.00757	\$251,892.50	\$3,500.00	\$250,000.00	
						\$250,000.00	D \$1,892.50
<b>CAPITAL ONE BK USA NATL ASSN 1.25000%</b> 01/22/2018 CD FDIC INSURED CPN PMT SEMI-ANNUAL ON JUL 22, JAN 22 Next Interest Payable: 01/22/17 Estimated Yield 1.24% Accrued Interest \$607.88 Average Unit Cost \$1.00 Adjusted Cost Basis	140420RH5 CASH	250,000	\$1.00564	\$251,410.00	\$3,125.00	\$250,000.00	
						\$250,000.00	D \$1,410.00
<b>GOLDMAN SACHS BK USA NY CD 1.40000%</b> 01/22/2018 FDIC INSURED CPN PMT SEMI-ANNUAL ON JUL 21, JAN 21 Next Interest Payable: 01/21/17 Estimated Yield 1.38% Accrued Interest \$690.41 Average Unit Cost \$1.00 Adjusted Cost Basis	38148JHX2 CASH	250,000	\$1.00757	\$251,892.50	\$3,500.00	\$250,000.00	
						\$250,000.00	D \$1,892.50

Fifth Third Securities, Inc.

MN \_CEBCDCXCBBGXQPG\_BBBBB 20160930

Account carried with National Financial Services LLC, Member  
NYSE, SIPC

Statement for the Period September 1, 2016 to September 30, 2016

MEDINA CITY SCHOOLS - Corporation  
Account Number: [REDACTED]



**HOLDINGS > FIXED INCOME** *continued*

Description	Symbol/Cusip Account Type	Quantity	Estimated Price on 09/30/16	Estimated Current Market Value	Estimated Annual Income	Total Cost Basis	Unrealized Gain (Loss)
<b>BMW BK NORTH AMER SALT LAKE 1.35000%</b> 01/23/2018 CD FDIC INSURED CPN PMT SEMI-ANNUAL ON JUL 23, JAN 23 Next Interest Payable: 01/23/17 Estimated Yield 1.34% Accrued Interest \$647.26 Average Unit Cost \$1.00 Adjusted Cost Basis	05580ABB9 CASH	250,000	\$1.00694	\$251,735.00	\$3,375.00	\$250,000.00	
						\$250,000.00	\$1,735.00
<b>DISCOVER BK CD 1.30000% 01/29/2018 FDIC</b> INSURED CPN PMT SEMI-ANNUAL ON JUL 28, JAN 28 Next Interest Payable: 01/28/17 Estimated Yield 1.29% Accrued Interest \$578.77 Average Unit Cost \$1.00 Adjusted Cost Basis	254672GB8 CASH	250,000	\$1.00633	\$251,582.50	\$3,250.00	\$250,000.00	
						\$250,000.00	\$1,582.50
<b>ISRAEL DISC BK NEW YORK N Y CD 1.25000%</b> 01/29/2018 FDIC INSURED CPN PMT SEMI-ANNUAL ON JUL 28, JAN 28 Next Interest Payable: 01/28/17 Average Unit Cost \$1.00	465076JE8 CASH	248,000	\$1.00672	\$249,666.56		\$248,000.00	\$1,666.56
<b>SALLIE MAE BK SLT LAKE CITY UT CD</b> 1.20000% 01/29/2018 FDIC INSURED CPN PMT SEMI-ANNUAL ON JUL 27, JAN 27 Next Interest Payable: 01/27/17 Estimated Yield 1.19% Accrued Interest \$538.13 Average Unit Cost \$1.00 Adjusted Cost Basis	795450XV2 CASH	248,000	\$1.00673	\$249,669.04	\$2,976.00	\$248,000.00	
						\$248,000.00	\$1,669.04

Fifth Third Securities, Inc.

MN \_CEBCDCXCBBGXQPG\_BBBBB 20160930

Account carried with National Financial Services LLC, Member  
NYSE, SIPC

Statement for the Period September 1, 2016 to September 30, 2016

MEDINA CITY SCHOOLS - Corporation  
Account Number: [REDACTED]



HOLDINGS > FIXED INCOME *continued*

Description	Symbol/Cusip Account Type	Quantity	Estimated Price on 09/30/16	Estimated Current Market Value	Estimated Annual Income	Total Cost Basis	Unrealized Gain (Loss)
<b>SYNOVUS BK COLUMBUS GA 1.10000%</b>	87164DGM6	250,000	\$1.00371	\$250,927.50	\$2,750.00	\$250,000.00	
01/29/2018 CD FDIC INSURED	CASH						
CPN PMT SEMI-ANNUAL							
ON JUL 29, JAN 29							
Next Interest Payable: 01/29/17							
Estimated Yield 1.09%							
Accrued Interest \$482.19							
Average Unit Cost \$1.00							
Adjusted Cost Basis						\$250,000.00	\$927.50
<b>AMERICAN EXPRESS CENTRN 1.30000%</b>	02587DXC7	250,000	\$1.00633	\$251,582.50	\$3,250.00	\$250,000.00	
01/30/2018 CD FDIC INSURED	CASH						
CPN PMT SEMI-ANNUAL							
ON JUL 30, JAN 30							
Next Interest Payable: 01/30/17							
Estimated Yield 1.29%							
Accrued Interest \$560.96							
Average Unit Cost \$1.00							
Adjusted Cost Basis						\$250,000.00	\$1,582.50
<b>CARDINAL BK NATL ASSN VA 1.10000%</b>	14147VEK8	250,000	\$1.00372	\$250,930.00	\$2,750.00	\$250,000.00	
01/30/2018 CD FDIC INSURED	CASH						
CPN PMT MONTHLY							
Next Interest Payable: 10/30/16							
Estimated Yield 1.09%							
Accrued Interest \$22.60							
Average Unit Cost \$1.00							
Adjusted Cost Basis						\$250,000.00	\$930.00
<b>CUSTOMERS BK PHOENIXVILLE PA 1.15000%</b>	23204HCK2	250,000	\$1.00438	\$251,095.00	\$2,875.00	\$250,000.00	
01/30/2018 CD FDIC INSURED	CASH						
CPN PMT MONTHLY							
Next Interest Payable: 10/30/16							
Estimated Yield 1.14%							
Accrued Interest \$23.63							
Average Unit Cost \$1.00							
Adjusted Cost Basis						\$250,000.00	\$1,095.00

Fifth Third Securities, Inc.

MN \_CEBCDCXCBBGXQPG\_BBBBB 20160930

Account carried with National Financial Services LLC, Member  
NYSE, SIPC



Statement for the Period September 1, 2016 to September 30, 2016

MEDINA CITY SCHOOLS - Corporation  
Account Number: [REDACTED]



HOLDINGS > FIXED INCOME *continued*

Description	Symbol/Cusip Account Type	Quantity	Estimated Price on 09/30/16	Estimated Current Market Value	Estimated Annual Income	Total Cost Basis	Unrealized Gain (Loss)
MEDALLION BK UTAH CD 1.15000% 01/30/2018 FDIC INSURED CPN PMT SEMI-ANNUAL ON JUL 30, JAN 30 Next Interest Payable: 01/30/17 Estimated Yield 1.14% Accrued Interest \$496.23 Average Unit Cost \$1.00 Adjusted Cost Basis	58403BU87 CASH	250,000	\$1.00437	\$251,092.50	\$2,875.00	\$250,000.00	
						\$250,000.00	\$1,092.50
FARM BUR BK FSB NV CD 1.05000% 02/02/2018 FDIC INSURED CPN PMT MONTHLY Next Interest Payable: 10/02/16 Estimated Yield 1.04% Accrued Interest \$208.56 Average Unit Cost \$1.00 Adjusted Cost Basis	307660JC5 CASH	250,000	\$1.00306	\$250,765.00	\$2,625.00	\$250,000.00	
						\$250,000.00	\$765.00
BANK OF GEORGETOWN WASH DC CD 1.00000% 02/12/2018 FDIC INSURED CPN PMT SEMI-ANNUAL ON AUG 12, FEB 12 Next Interest Payable: 02/12/17 Estimated Yield 0.99% Accrued Interest \$339.73 Average Unit Cost \$1.00 Adjusted Cost Basis	06424XCB6 CASH	248,000	\$1.00697	\$249,728.56	\$2,480.00	\$248,000.00	
						\$248,000.00	\$1,728.56
STEARNS BK NA ST CLOUD MN CD 1.00000% 02/12/2018 FDIC INSURED CPN PMT MONTHLY Next Interest Payable: 10/12/16 Estimated Yield 0.99% Accrued Interest \$129.10 Average Unit Cost \$1.00 Adjusted Cost Basis	857894QQ5 CASH	248,000	\$1.00628	\$249,557.44	\$2,480.00	\$248,000.00	
						\$248,000.00	\$1,557.44

Fifth Third Securities, Inc.

Account carried with National Financial Services LLC, Member  
NYSE, SIPC

MN \_CEBCDCXCBBGXQPG\_BBBBB 20160930

Statement for the Period September 1, 2016 to September 30, 2016

MEDINA CITY SCHOOLS - Corporation  
Account Number: [REDACTED]



**HOLDINGS > FIXED INCOME** *continued*

Description	Symbol/Cusip Account Type	Quantity	Estimated Price on 09/30/16	Estimated Current Market Value	Estimated Annual Income	Total Cost Basis	Unrealized Gain (Loss)
<b>LANDMARK CMNTY BK TN CD 1.05000%</b>	<b>51507LAS3</b>	<b>250,000</b>	<b>\$1.00304</b>	<b>\$250,760.00</b>	<b>\$2,625.00</b>	<b>\$250,000.00</b>	
02/13/2018 FDIC INSURED	CASH						
CPN PMT MONTHLY							
Next Interest Payable: 10/13/16							
Estimated Yield 1.04%							
Accrued Interest \$129.45							
Average Unit Cost \$1.00							
Adjusted Cost Basis						\$250,000.00	D \$760.00
<b>BANK NORTH CAROLINA NC CD 1.05000%</b>	<b>06414QXP9</b>	<b>248,000</b>	<b>\$1.00646</b>	<b>\$249,602.08</b>	<b>\$2,604.00</b>	<b>\$248,000.00</b>	
02/20/2018 FDIC INSURED	CASH						
CPN PMT MONTHLY							
Next Interest Payable: 10/19/16							
Estimated Yield 1.04%							
Accrued Interest \$85.61							
Average Unit Cost \$1.00							
Adjusted Cost Basis						\$248,000.00	D \$1,602.08
<b>EAGLEBANK BETHESDA MD CD 1.00000%</b>	<b>27002YCS3</b>	<b>250,000</b>	<b>\$1.00632</b>	<b>\$251,580.00</b>	<b>\$2,500.00</b>	<b>\$250,000.00</b>	
02/20/2018 FDIC INSURED	CASH						
CPN PMT MONTHLY							
Next Interest Payable: 10/19/16							
Estimated Yield 0.99%							
Accrued Interest \$82.19							
Average Unit Cost \$1.00							
Adjusted Cost Basis						\$250,000.00	D \$1,580.00
<b>KEY BK NATL ASSN OHIO CD 1.15000%</b>	<b>49306SWE2</b>	<b>248,000</b>	<b>\$1.00646</b>	<b>\$249,602.08</b>	<b>\$2,852.00</b>	<b>\$248,000.00</b>	
02/20/2018 FDIC INSURED	CASH						
CPN PMT SEMI-ANNUAL							
ON AUG 17, FEB 17							
Next Interest Payable: 02/17/17							
Estimated Yield 1.14%							
Accrued Interest \$351.62							
Average Unit Cost \$1.00							
Adjusted Cost Basis						\$248,000.00	D \$1,602.08

Fifth Third Securities, Inc.

Account carried with National Financial Services LLC, Member  
NYSE, SIPC

MN \_CEBCDCXCBBGXQPG\_BBBBB 20160930

Page 13 of 22

Statement for the Period September 1, 2016 to September 30, 2016

MEDINA CITY SCHOOLS - Corporation  
Account Number: [REDACTED]



HOLDINGS > FIXED INCOME *continued*

Description	Symbol/Cusip Account Type	Quantity	Estimated Price on 09/30/16	Estimated Current Market Value	Estimated Annual Income	Total Cost Basis	Unrealized Gain (Loss)
COMMUNITY FINL SVCS BK KY CD 1.05000% 05/17/2018 FDIC INSURED CPN PMT MONTHLY Next Interest Payable: 10/17/16 Estimated Yield 1.04% Accrued Interest \$99.88 Average Unit Cost \$1.00 Adjusted Cost Basis	20364ABC8 CASH	248,000	\$1.00877	\$250,174.96	\$2,604.00	\$248,000.00	
						\$248,000.00	D \$2,174.96
FIRSTBANK PR SANTURCE CD 1.35000% 07/30/2018 FDIC INSURED CPN PMT MONTHLY Next Interest Payable: 10/29/16 Estimated Yield 1.33% Accrued Interest \$18.35 Average Unit Cost \$1.00 Adjusted Cost Basis	33767AUS8 CASH	248,000	\$1.01019	\$250,527.12	\$3,348.00	\$248,000.00	
						\$248,000.00	D \$2,527.12
ORIENTAL B&T SAN JUAN PR CD 1.30000% 08/10/2018 FDIC INSURED CPN PMT SEMI-ANNUAL ON AUG 10, FEB 10 Next Interest Payable: 02/10/17 Estimated Yield 1.28% Accrued Interest \$459.31 Average Unit Cost \$1.00 Adjusted Cost Basis	686184WR9 CASH	248,000	\$1.01024	\$250,539.52	\$3,224.00	\$248,000.00	
						\$248,000.00	D \$2,539.52
FIRST FINL NORTHWEST BK RENTON CD 1.15000% 08/20/2018 FDIC INSURED CPN PMT MONTHLY Next Interest Payable: 10/19/16 Estimated Yield 1.13% Accrued Interest \$93.76 Average Unit Cost \$1.00 Adjusted Cost Basis	32022MAG3 CASH	248,000	\$1.01049	\$250,601.52	\$2,852.00	\$248,000.00	
						\$248,000.00	D \$2,601.52
<b>Total CDs</b>		<b>9,970,000</b>		<b>\$10,013,867.34</b>	<b>\$91,877.00</b>	<b>\$9,970,000.00</b>	<b>\$43,867.34</b>
<b>Total Fixed Income</b>		<b>9,970,000</b>		<b>\$10,013,867.34</b>	<b>\$91,877.00</b>	<b>\$9,970,000.00</b>	<b>\$43,867.34</b>

Fifth Third Securities, Inc.

MN \_CEBCDCXCBBGXQPG\_BBBBB 20160930

Account carried with National Financial Services LLC, Member  
NYSE, SIPC

Statement for the Period September 1, 2016 to September 30, 2016

MEDINA CITY SCHOOLS - Corporation  
Account Number: [REDACTED]



**HOLDINGS** *continued*

	Quantity	Price on 09/30/16	Current Market Value	Estimated Annual Income	Total Cost Basis	Unrealized Gain (Loss)
<b>Total Securities</b>			<b>\$10,013,867.34</b>	<b>\$91,877.00</b>	<b>\$9,970,000.00</b>	<b>\$43,867.34</b>
<b>TOTAL PORTFOLIO VALUE</b>			<b>\$10,038,981.96</b>	<b>\$91,877.00</b>	<b>\$9,970,000.00</b>	<b>\$43,867.34</b>

## Activity

**CORE FUND ACTIVITY**

Settlement Date	Account Type	Transaction	Description	Quantity	Amount
09/01/16	CASH	YOU BOUGHT	FEDERATED US TREAS OBLIGATION INSTIT @ 1	5.23	(\$5.23)
09/02/16	CASH	YOU BOUGHT	FEDERATED US TREAS OBLIGATION INSTIT @ 1	222.95	(\$222.95)
09/06/16	CASH	YOU BOUGHT	FEDERATED US TREAS OBLIGATION INSTIT @ 1	148.63	(\$148.63)
09/12/16	CASH	YOU BOUGHT	FEDERATED US TREAS OBLIGATION INSTIT @ 1	359.26	(\$359.26)
09/13/16	CASH	YOU BOUGHT	FEDERATED US TREAS OBLIGATION INSTIT @ 1	222.95	(\$222.95)
09/19/16	CASH	YOU BOUGHT	FEDERATED US TREAS OBLIGATION INSTIT @ 1	1,045.5	(\$1,045.50)
09/20/16	CASH	YOU BOUGHT	FEDERATED US TREAS OBLIGATION INSTIT @ 1	159.25	(\$159.25)

**Fifth Third Securities, Inc.**

MN \_CEBCDCXCBBGXQPG\_BBBBB 20160930

Account carried with National Financial Services LLC, Member  
NYSE, SIPC



Statement for the Period September 1, 2016 to September 30, 2016

MEDINA CITY SCHOOLS - Corporation  
Account Number: [REDACTED]



CORE FUND ACTIVITY *continued*

Settlement Date	Account Type	Transaction	Description	Quantity	Amount
09/23/16	CASH	YOU BOUGHT	FEDERATED US TREAS OBLIGATION INSTIT @ 1	477.75	(\$477.75)
09/27/16	CASH	YOU BOUGHT	FEDERATED US TREAS OBLIGATION INSTIT @ 1	159.25	(\$159.25)
09/29/16	CASH	YOU BOUGHT	FEDERATED US TREAS OBLIGATION INSTIT @ 1	284.35	(\$284.35)
09/30/16	CASH	YOU SOLD	FEDERATED US TREAS OBLIGATION INSTIT @ 1	(3,085.12)	\$3,085.12
<b>TOTAL CORE FUND ACTIVITY</b>					<b>\$0.00</b>

ACTIVITY > ADDITIONS AND WITHDRAWALS > OTHER ADDITIONS AND WITHDRAWALS

Date	Account Type	Transaction	Description	Quantity	Amount
<b>Other Additions and Withdrawals</b>					
09/30/16	CASH	WIRE TRANS TO BANK	WD51503784		(\$3,870.74)
<b>Total Other Additions and Withdrawals</b>					<b>(\$3,870.74)</b>
<b>TOTAL ADDITIONS AND WITHDRAWALS</b>					<b>(\$3,870.74)</b>

ACTIVITY > INCOME > TAXABLE INCOME

Settlement Date	Account Type	Transaction	Description	Quantity	Amount
<b>Taxable Dividends</b>					
08/31/16	CASH	DIVIDEND RECEIVED	FEDERATED US TREAS OBLIGATION INSTIT DIVIDEND RECEIVED		\$5.23

Fifth Third Securities, Inc.

MN \_CEBCDCXCBBGXQPG\_BBBBB 20160930

Account carried with National Financial Services LLC, Member NYSE, SIPC

Statement for the Period September 1, 2016 to September 30, 2016

MEDINA CITY SCHOOLS - Corporation  
Account Number: [REDACTED]



ACTIVITY > INCOME > TAXABLE INCOME *continued*

Settlement Date	Account Type	Transaction	Description	Quantity	Amount
<b>Total Taxable Dividends</b>					<b>\$5.23</b>
<b>Taxable Interest</b>					
09/02/16	CASH	INTEREST	FARM BUR BK FSB NV CD 1.05000% 02/02/2018		\$222.95
09/06/16	CASH	INTEREST	PLATINUM BK BRANDON FLA 0.70000% 02/06/2017 CD		\$148.63
09/11/16	CASH	INTEREST	WINTER HILL BANK FSB 0.70000% 02/10/2017		\$148.63
09/12/16	CASH	INTEREST	STEARNS BK NA ST CLOUD MN CD 1.00000% 02/12/2018		\$210.63
09/13/16	CASH	INTEREST	LANDMARK CMNTY BK TN CD 1.05000% 02/13/2018		\$222.95
09/17/16	CASH	INTEREST	COMMUNITY FINL SVCS BK KY CD 1.05000% 05/17/2018		\$221.16
09/18/16	CASH	INTEREST	WELCH ST BK OKLA CD 0.70000% 02/17/2017		\$148.63
09/19/16	CASH	INTEREST	BANK NORTH CAROLINA NC CD 1.05000% 02/20/2018		\$221.16
09/19/16	CASH	INTEREST	EAGLEBANK BETHESDA MD CD 1.00000% 02/20/2018		\$212.33
09/19/16	CASH	INTEREST	FIRST FINL NORTHWEST BK RENTON CD 1.15000% 08/20/2018		\$242.22
09/20/16	CASH	INTEREST	BBCN BK LOS ANGELES CA 0.75000% 02/21/2017 CD		\$159.25

Fifth Third Securities, Inc.

MN \_CEBCDCXCBBGXQPG\_BBBBB 20160930

Account carried with National Financial Services LLC, Member  
NYSE, SIPC

Statement for the Period September 1, 2016 to September 30, 2016

MEDINA CITY SCHOOLS - Corporation  
Account Number: [REDACTED]



ACTIVITY> INCOME > TAXABLE INCOME *continued*

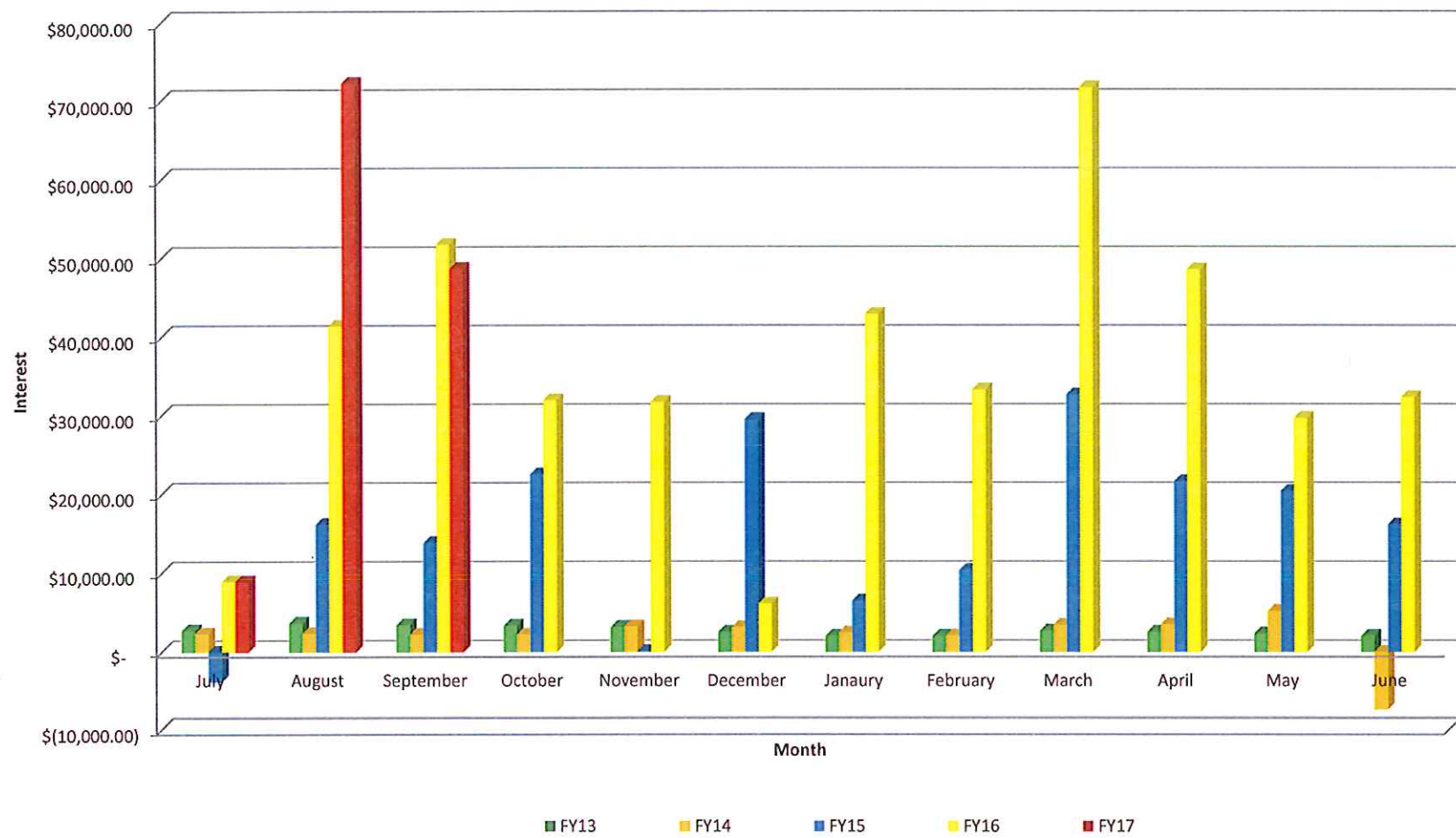
Settlement Date	Account Type	Transaction	Description	Quantity	Amount
09/23/16	CASH	INTEREST	BANK RHODE IS PROVIDENCE RI 0.75000% 01/23/2017 CD		\$159.25
09/23/16	CASH	INTEREST	BROOKLINE BK MASS CD 0.75000% 01/23/2017		\$159.25
09/23/16	CASH	INTEREST	FIRST IPSWICH BANCORP 0.75000% 01/23/2017 CD		\$159.25
09/27/16	CASH	INTEREST	SOUTHWEST BK FT WORTH TEX 0.75000% 01/27/2017 CD		\$159.25
09/29/16	CASH	INTEREST	FIRSTBANK PR SANTURCE CD 1.35000% 07/30/2018		\$284.35
09/30/16	CASH	INTEREST	BIDDEFORD SVGS BANK CD 0.70000% 01/30/2017		\$148.63
09/30/16	CASH	INTEREST	CARDINAL BK NATL ASSN VA 1.10000% 01/30/2018 CD		\$233.56
09/30/16	CASH	INTEREST	CUSTOMERS BK PHOENIXVILLE PA 1.15000% 01/30/2018 CD		\$244.18
09/30/16	CASH	INTEREST	MERRICK BK SOUTH JORDAN UTAH 0.75000% 01/30/2017 CD		\$159.25
<b>Total Taxable Interest</b>					<b>\$3,865.51</b>
<b>Total Taxable Income</b>					<b>\$3,870.74</b>
<b>TOTAL INCOME</b>					<b>\$3,870.74</b>

Fifth Third Securities, Inc.

MN \_CEBCDCXCBBGXQPG\_BBBBB 20160930

Account carried with National Financial Services LLC, Member  
NYSE, SIPC

## Total Monthly Interest Earnings





F I N A N C I A L   S U M M A R Y   R E P O R T  
Processing Month: September 2016  
MEDINA CITY SCHOOL DISTRICT

Fnd	Sc	Description	Beginning Balance	MTD Revenues	FYTD Revenues	MTD Expenditures	FYTD Expenditures	Current Available Balance
001	0000	GENERAL FUND	37,712,097.32	2,041,957.89	25,908,984.61	5,816,333.95	18,929,308.38	44,691,773.55
002	0000	BOND RETIREMENT	1,168,689.28	.00	596,137.12	.00	8,841.94	1,755,984.46
002	9000	BOND RETIREMENT - NEW ELE	3,752,479.16	.00	1,738,746.86	.00	25,789.16	5,465,436.86
002	9012	LOCAL SALES TAX RETIREMEN	102,250.00	.00	.00	.00	.00	102,250.00
002	9014	CONSOLIDATION - ENERGY &	.07	.00	.00	.00	.00	.07
003	0000	PERMANENT IMPROVEMENT FUN	4,628.88	.00	.00	.00	.00	4,628.88
003	9000	PERMANENT IMPROVEMENT FUN	989.14	.00	.00	.00	.00	989.14
003	9001	MEDINA CITY REC CENTER-PE	466,394.26	.00	.00	.00	6,369.06	460,025.20
006	0000	LUNCHROOM FUND	89,701.54	200,826.13	321,481.28	219,612.50	508,976.57	97,793.75-
007	9004	COLLINS SCHOLARSHIP/POST-	.97	.00	.00	.00	.00	.97
007	9110	ART TRUST - GARFIELD	9,909.26	11.88	31.30	.00	.00	9,940.56
007	9333	RIOS STUDENT LEADER SCHOL	26,740.49	32.06	84.45	.00	.00	26,824.94
007	9901	BIXLER SCHOLARSHIP FUND	125.00	.00	.00	.00	.00	125.00
008	9002	KANEHL MUSIC TRUST	27,959.58	33.52	88.30	.00	.00	28,047.88
008	9003	RICHARD HOFFMAN COLLINS M	542,347.79	.00	.00	.00	.00	542,347.79
008	9112	ELAINE BUSHMAN FUND	16,635.23	19.95	52.54	.00	.00	16,687.77
009	9000	STAR	6,734.50	2,394.00	14,851.00	.00	.00	21,585.50
009	9110	UNIFORM SUPPLIES GARFIELD	8,877.57	735.50	2,289.00	698.14	807.91	10,358.66
009	9120	UNIFORM SUPPLIES - CANAVA	14,346.37	807.49	7,073.49	8,025.82	10,332.62	11,087.24
009	9130	UNIFORM SUPPLIES - FENN	27,705.36	1,214.10	7,068.60	2,227.04	10,713.39	24,060.57
009	9140	UNIFORM SUPPLIES - HERITA	8,180.96	1,272.50	6,240.60	9,912.86	10,056.86	4,364.70
009	9160	UNIFORM SUPPLIES - BLAKE	2,404.24	2,078.35	9,753.10	11,785.41	13,229.18	1,071.84-
009	9170	UNIFORM SUPPLIES - RALPH	10,647.11	2,603.50	12,492.00	769.84	12,419.45	10,719.66
009	9180	UNIFORM SUPPLIES - ELIZA	10,770.06	976.50	8,106.00	11,480.76	11,953.76	6,922.30
009	9200	UNIFORM SUPPLIES - CLAGGE	68,442.74	2,105.00	13,827.00	12,157.49	18,710.60	63,559.14
009	9210	UNIFORM SUPPLIES - A.I. R	19,515.85	4,514.75	16,698.00	19,206.80	21,177.66	15,036.19
009	9300	UNIFORM SUPPLIES - SENIOR	69,257.47	19,094.00	20,396.50	1,321.18	30,788.47	58,865.50
009	9304	AVIATION/PHOTOGRAPHY	3.87	.00	.00	.00	.00	3.87
014	9016	MEDINA CNTY JUV DET CNTR	93,334.19	140.00	10,154.40	21,685.98	74,893.48	28,595.11
014	9111	CFIT FY11	5,550.01	.00	.00	.00	.00	5,550.01
014	9115	EVOLVE FY 15	20,524.40	.00	.00	.00	8.32	20,516.08
014	9116	EVOLVE FY 16	296,597.39	1,900.00	1,900.00	39,745.10	128,797.72	169,699.67
016	0000	EMERGENCY LEVY	10,664,446.47	.00	3,252,189.62	274,456.27	907,217.11	13,009,418.98
018	0000	PRINT SHOP	6,683.33	.00	.00	.00	.00	6,683.33
018	9000	PUBLIC SCHOOL SUPPORT - S	16.70	.00	.00	.00	.00	16.70
018	9110	PRINCIPAL'S FUND - GARFIE	33,745.23	287.56	287.56	615.27	921.77	33,111.02
018	9111	GARFIELD SCHOOL STORE	867.30	.00	.00	.00	50.00	817.30
018	9113	GARFIELD MEDIA CENTER	645.76	13.87	26.80	.00	11.23	661.33
018	9120	PRINCIPAL - CANAVAN	49,493.16	28.00	69.60	684.89	2,317.39	47,245.37
018	9122	CANAVAN SCHOOL STORE	586.69	.00	.00	.00	.00	586.69
018	9123	BOOK FAIR - CANAVAN	9,358.76	3.99-	3.99-	225.89	410.65	8,944.12
018	9130	PRINCIPAL - FENN	40,148.86	3,163.50	3,267.50	274.88	3,914.39	39,501.97
018	9132	FENN SCHOOL STORE	907.38	.00	.00	.00	187.23	720.15
018	9133	BOOK FAIR - FENN	8,089.98	.00	.00	.00	.00	8,089.98
018	9135	MEDINA SKI TEAM - DISTRIC	7,501.68	.00	.00	.00	.00	7,501.68
018	9140	PRINCIPAL'S FUND - HERITA	28,164.94	235.00	252.60	315.12	3,131.15	25,286.39

F I N A N C I A L   S U M M A R Y   R E P O R T  
Processing Month: September 2016  
MEDINA CITY SCHOOL DISTRICT

Fnd	Sc	Description	Beginning Balance	MTD Revenues	FYTD Revenues	MTD Expenditures	FYTD Expenditures	Current Available Balance
018	9143	HERITAGE MEDIA CENTER	15,479.53	5,076.02	5,076.02	.00	.00	20,555.55
018	9160	PRINCIPAL'S FUND - H G BL	42,919.81	311.00	325.40	686.49	1,375.52	41,869.69
018	9161	LEADER IN ME - BLAKE	3,656.43	.00	.00	.00	.00	3,656.43
018	9163	BLAKE MEDIA CENTER	16,105.84	.00	.00	3.34	783.84	15,322.00
018	9170	PRINCIPALS FUND - RALPH W	68,266.80	.00	.00	.00	384.92	67,881.88
018	9171	WAITE SCHOOL STORE	50.00	.00	.00	.00	.00	50.00
018	9173	MEDIA CENTER RALPH WAITE	5,248.50	15.99	15.99	.00	.00	5,264.49
018	9174	FIELD TRIPS RALPH WAITE E	11,388.97	.00	.00	.00	.00	11,388.97
018	9180	PRINCIPALS FUND ELIZA NOR	39,441.68	.00	160.14	2,515.47	2,826.44	36,775.38
018	9181	NORTHROP ELEMENTARY SCHOO	1,719.44	.00	.00	.00	.00	1,719.44
018	9183	MEDIA CENTER ELIZA NORTHR	6,080.59	.00	.00	.00	.00	6,080.59
018	9184	FIELD TRIPS ELIZA NORTHRO	146.00	.00	.00	.00	.00	146.00
018	9200	PRINCIPAL'S FUND - CLAGGE	90,721.01	638.00	1,871.00	1,273.28	4,978.14	87,613.87
018	9203	CLAGGETT M.S. MEDIA CENTE	3,474.75	.00	.00	.00	106.41	3,368.34
018	9210	PRINCIPAL'S FUND - ROOT M	18,522.52	870.00	1,069.20	683.49	1,183.49	18,408.23
018	9211	ROOT M.S. MEDIA CENTER	8,259.28	.00	.00	44.23	331.90	7,927.38
018	9212	ROOT M.S. - WASHINGTON TR	355.00	.00	.00	.00	.00	355.00
018	9300	PRINCIPAL'S FUND - SENIOR	82,036.10	10,571.05	11,511.47	1,626.61	41,061.11	52,486.46
018	9301	MEDIA CENTER FUND	1,372.80	10.00	10.00	.00	50.00	1,332.80
018	9302	SPECIAL FUNDRAISER - SENI	37,086.18	.00	.00	.00	.00	37,086.18
018	9303	PERFORMING ARTS	111,087.98	700.00	9,790.00	1,189.07	12,873.49	108,004.49
018	9304	BATTLING BEES BOOKSTORE	12,452.52	2,141.90	2,141.90	804.36	1,854.36	12,740.06
018	9305	FLEXIBLE CREDIT FUND	7,124.67	100.00	250.00	240.11	240.11	7,134.56
018	9900	INSERVICE - CENTRAL	3,702.01	.00	.00	.00	.00	3,702.01
018	9901	PUBLIC SCHOOL SUPPORT - I	10,119.35	.00	.00	.00	743.37	9,375.98
018	9902	INSERVICE - SUPERINTENDEN	24,720.92	.00	.00	.00	.00	24,720.92
018	9903	BOARD/STUDENT DEVELOPMENT	2,800.00	.00	.00	.00	.00	2,800.00
018	9904	WELLNESS FUND	502.00	.00	.00	.00	.00	502.00
018	9905	PUBLIC SCHOOL SUPPORT/STU	48,134.12	.00	.00	533.03	533.03	47,601.09
018	9906	COMMUNICATIONS - PUBLIC S	504.69	792.00	2,542.00	.00	.00	3,046.69
018	9910	MAINTENANCE DEPARTMENT	3,902.36	.00	.00	.00	.00	3,902.36
018	9920	TRSP FUND	2,882.18	.00	.00	.00	.00	2,882.18
018	9930	Resource Connection	1,500.00	.00	.00	.00	.00	1,500.00
019	9017	MCDAC GRANT FY17	.00	.00	20,592.00	11,406.58	16,493.79	4,098.21
019	9018	LOWE'S LIGHT UP GARFIELD	48.08	.00	.00	.00	.00	48.08
019	9020	RIF PROGRAM GRANT - NORTH	400.73	.00	.00	.00	.00	400.73
019	9021	JENNINGS - BLAKE - BRYNIA	.82	.00	.00	.00	.00	.82
019	9023	PUBLIC EDUCATION LEADERSH	.01	.00	.00	.00	.00	.01
019	9029	MARTHA HOLDEN JENNINGS GR	6.82	.00	.00	.00	.00	6.82
019	9030	PERFORMANCE BASED ASSESSM	79.76	.00	.00	.00	.00	79.76
019	9031	PBA FY11	256.96	.00	.00	.00	.00	256.96
019	9113	ACS-HACH CHEMISTRY GRANT	96.34	.00	.00	.00	.00	96.34
019	9180	PPG INNOVATIVE CLASSROOM	15.31	.00	.00	.00	.00	15.31
019	9213	VIDEO CLUB GRANT - MHS	2.82	.00	.00	.00	.00	2.82
019	9313	JENNINGS - NORTHROP - MIL	13.86	.00	.00	.00	.00	13.86
019	9413	3M AND OTHER GRANT	152.03	.00	.00	.00	.00	152.03



F I N A N C I A L   S U M M A R Y   R E P O R T  
Processing Month: September 2016  
MEDINA CITY SCHOOL DISTRICT

Fnd	Sc	Description	Beginning Balance	MTD Revenues	FYTD Revenues	MTD Expenditures	FYTD Expenditures	Current Available Balance
019	9513	NEA STUDENT ACHIEVEMENT G	191.88	.00	.00	.00	.00	191.88
019	9613	FUEL UP - CONDOSTA - ROOT	1,068.05	.00	.00	.00	.00	1,068.05
019	9715	FUEL UP - BLAKE	28.57	500.00	500.00	.00	.00	528.57
020	9001	TRANSPORTATION ENTERPRISE	50,739.50	1,603.20	1,603.20	273.98	273.98	52,068.72
022	9000	Unclaimed funds	20,657.98	.00	5,628.23	.00	2,000.00	24,286.21
022	9093	DIVERSION PROGRAM FED MON	1,000.00	.00	.00	.00	.00	1,000.00
022	9094	DIVERSION PROGRAM - FED.	1,000.00	.00	.00	.00	.00	1,000.00
022	9300	OH HIGH SCHOOL ATH ASSOC	396.90	.00	.00	.00	.00	396.90
024	9001	MEDICAL AND DRUG/SELF INS	5,566,015.91	697,836.77	2,137,145.70	535,216.37	1,787,389.24	5,915,772.37
024	9002	DENTAL SELF INSURANCE FUN	428,655.30	53,580.54	97,173.85	54,408.93	162,488.89	363,340.26
024	9094	FLEX PRO	28,702.24	.00	.00	2,032.80	3,049.20	25,653.04
027	0000	WORKMANS COMP.-SELF INS	158,639.01	10,661.36	36,127.44	319.90	4,773.15	189,993.30
071	9013	LOCAL SALES TAX PERMANENT	2,774,714.21	.00	692,161.92	601,945.74	803,373.56	2,663,502.57
200	9110	GARFIELD STUDENT COUNCIL/	1,543.81	1.85	4.87	.00	.00	1,548.68
200	9121	ELLA CANAVAN STUDENT COUN	797.51	.92	2.49	30.87	30.87	769.13
200	9134	FENN STUDENT BUSINESS	8.44	.00	.00	.00	.00	8.44
200	9140	STUDENT COUNCIL - HERITAG	145.43	.17	.45	.00	.00	145.88
200	9184	NORTHROP ELEMENTARY STUDE	46.56	.06	.15	.00	.00	46.71
200	9185	K-KIDS KIWANIS ACTIVITY C	3,491.72	515.17	832.50	.00	.00	4,324.22
200	9202	CLAGGETT MIDDLE SCH. STUD	4,873.63	1,197.12	1,206.66	119.32	119.32	5,960.97
200	9204	CLAGGETT MIDDLE SCHOOL CH	.02	.00	.00	.00	.00	.02
200	9205	CLAGGETT MIDDLE SCH. BUIL	1,648.77	1.98	5.21	.00	.00	1,653.98
200	9209	CLAGGETT MIDDLE SCHOOL DR	13,490.81	16.18	42.61	.00	.00	13,533.42
200	9251	PEP CLUB - ROOT M.S.	641.08	.77	2.03	.00	.00	643.11
200	9252	CHEERLEADERS - ROOT M.S.	39.90	.05	.12	.00	.00	40.02
200	9253	BUILDERS' CLUB - ROOT M.S	3,124.53	3.75	9.87	.00	.00	3,134.40
200	9256	DRAMA CLUB - ROOT M.S.	2,872.46	3.43	9.06	9.88	9.88	2,871.64
200	9257	ENVIRONMENTAL CLUB - ROOT	11.77	.01	.03	.00	.00	11.80
200	9258	STUDENT COUNCIL - ROOT M.	2,810.29	3.37	8.88	.00	.00	2,819.17
200	9301	YOUNG AMERICANS FOR FREED	53.80	.06	.17	.00	.00	53.97
200	9302	ART CLUB	131.52	.16	.42	.00	.00	131.94
200	9303	AMERICAN FIELD SERVICE	355.81	.43	1.12	.00	.00	356.93
200	9304	CAREER ASSOCIATION	238.50	.29	.76	.00	.00	239.26
200	9305	CHEMCLUB	290.00	.00	.00	.00	.00	290.00
200	9307	CHOIR	43,170.39	371.75	458.90	.00	3,678.87	39,950.42
200	9308	COMPUTER CLUB	67.77	.43	1.14	.00	.00	68.91
200	9310	DELTA EPSILON PHI - NAT'L	.45	.00	.00	.00	.00	.45
200	9312	DRAMA CLUB	36,435.09	43.64	114.95	.00	41.70	36,508.34
200	9315	LEADER WITHIN U	271.85	.33	.86	.00	.00	272.71
200	9316	FRENCH CLUB	8.71	.00	.00	.00	.00	8.71
200	9318	GIRLS LEADERSHIP CLUB	2,245.31	2.39	6.29	.00	255.00	1,996.60
200	9321	KEY CLUB	18,397.17	1,448.71	1,484.66	.00	47.99	19,833.84
200	9323	MEDINAMITE	677.24	.81	2.13	.00	.00	679.37
200	9324	MEDINIAN	17,957.73	1,789.06	2,174.83	.00	.00	20,132.56
200	9325	MUSIC - BAND	22,133.13	22.46	59.16	.00	3,399.99	18,792.30
200	9326	NATIONAL HONOR SOCIETY	6,363.12	7.63	20.10	.00	.00	6,383.22

F I N A N C I A L   S U M M A R Y   R E P O R T  
Processing Month: September 2016  
MEDINA CITY SCHOOL DISTRICT

Fnd	Scs	Description	Beginning Balance	MTD Revenues	FYTD Revenues	MTD Expenditures	FYTD Expenditures	Current Available Balance
200	9327	ORCHESTRA	20,288.76	48.90	86.61	.00	1,219.47	19,155.90
200	9330	SCIENCE OLYMPIAD CLUB	134.41	.16	.42	.00	.00	134.83
200	9331	SKI CLUB	2.87	.00	.00	.00	.00	2.87
200	9332	SPANISH CLUB	6,707.94	2,781.36	2,794.51	.00	.00	9,502.45
200	9333	STUDENT COUNCIL	37,553.60	42.34	152.77	348.94	2,279.55	35,426.82
200	9334	WORK STUDY CLUB	5,216.12	6.25	16.47	.00	.00	5,232.59
200	9335	LATIN CLUB	1,730.05	422.55	455.89	.00	49.81	2,136.13
200	9336	INTERACT ORGANIZATION	1,582.87	1.90	5.00	.00	.00	1,587.87
200	9337	AMERICAN SIGN LANGUAGE CL	94.40	.11	.30	.00	.00	94.70
200	9339	SPEECH/DEBATE CLUB	13,031.75	645.62	6,570.50	2,348.00	2,348.00	17,254.25
200	9340	S. A. D. D.	921.81	381.56	383.36	.00	.00	1,305.17
200	9345	INTERNATIONAL CLUB	4,703.71	5.64	14.85	.00	.00	4,718.56
200	9346	PENGUIN BOWL/NOSB	4.42	.00	.00	.00	.00	4.42
200	9350	TECHNOLOGY CLUB	500.57	.60	1.58	.00	.00	502.15
200	9351	THE JUNIOR STATESMEN OF A	1,171.92	1.41	3.71	.00	.00	1,175.63
200	9352	VIDEO CLUB - SR HI	7,415.10	8.00	341.42	204.00	1,063.41	6,693.11
200	9353	CHINESE CLUB	615.00	19.81	21.02	.00	.00	636.02
200	9355	GAY STRAIGHT ALLIANCE	892.90	451.61	453.36	.00	.00	1,346.26
200	9380	V O F T	37,882.99	1,414.54	1,488.07	.00	434.42	38,936.64
200	9416	CLASS OF 2016	2,562.68	2.90	7.63	.00	147.58	2,422.73
200	9417	CLASS OF 2017	7,127.47	1,188.49	1,236.03	.00	1,263.51	7,099.99
200	9418	CLASS OF 2018	4,171.26	5.00	13.17	.00	.00	4,184.43
200	9419	CLASS OF 2019	2,492.78	2.99	7.88	.00	.00	2,500.66
200	9999	GENERIC STUDENT ACTIV. FD	.01	.00	.00	.00	.00	.01
300	0000	ATHLETIC FUND	230,620.84	55,567.09	91,356.95	32,554.64	116,497.94	205,479.85
300	9121	WORLD WATCHER'S CLUB	7,362.04	.00	.00	.00	.00	7,362.04
300	9130	FENN FIELD TRIPS	.00	75.00	75.00	.00	.00	75.00
300	9140	HERITAGE FIELD TRIPS	.00	3,033.60	3,033.60	.00	.00	3,033.60
300	9170	WAITE FIELD TRIPS	.00	8,529.00	8,529.00	.00	.00	8,529.00
300	9180	NORTHROP FIELD TRIPS	.00	855.00	855.00	.00	.00	855.00
300	9201	CLAGGETT MIDDLE SCH. BAND	33,086.59	.00	.00	358.83	4,015.23	29,071.36
300	9202	CLAGGETT MIDDLE SCH. ORCH	223.00	.00	.00	.00	.00	223.00
300	9203	CLAGGETT MIDDLE SCHOOL LI	370.00	.00	.00	.00	.00	370.00
300	9204	CLAGGETT M.S. CHOIR FUND	634.10	.00	.00	.00	.00	634.10
300	9208	CLAGGETT - 6TH GRADE TRIP	16,875.76	12,599.00	81,711.83	.00	.00	98,587.59
300	9250	ROOT M.S. BAND FUND	20,601.72	.00	.00	187.08	3,108.51	17,493.21
300	9251	ROOT M.S. ORCHESTRA FUND	923.15	275.00	275.00	.00	.00	1,198.15
300	9252	ROOT M.S. CHOIR FUND	3,270.15	.00	.00	.00	.00	3,270.15
300	9253	ROOT M.S. BEEHIVE	185.44	32.00	32.00	.00	.00	217.44
300	9258	ROOT - DISTRICT SUPERVISE	100,628.78	888.00	3,178.00	87,550.00	98,900.00	4,906.78
300	9259	ROOT DANCE TEAM	528.00	.00	.00	.00	.00	528.00
300	9302	BOYS VOLLEYBALL	5,764.98	.00	.00	.00	600.00	5,164.98
300	9303	HUDDLE/SHUDDLE	1,499.99	1,420.00	1,420.00	.00	60.62	2,859.37
300	9304	LINK CREW	4,001.73	.00	.00	.00	.00	4,001.73
300	9305	MHS DANCE TEAM	1,100.54	.00	.00	.00	.00	1,100.54
300	9313	DRAMA/MUSICAL	22,193.65	.00	127.60	.00	.00	22,321.25



Date: 10/07/16

F I N A N C I A L   S U M M A R Y   R E P O R T  
Processing Month: September 2016  
MEDINA CITY SCHOOL DISTRICT

Page: 5  
(FINSUM)

Fnd	Sc	Description	Beginning Balance	MTD Revenues	FYTD Revenues	MTD Expenditures	FYTD Expenditures	Current Available Balance
300	9325	BAND - DISNEYLAND	9,300.98	.00	.00	.00	.00	9,300.98
300	9334	BEEHIVE CAFE	19,753.77	3,821.25	3,821.25	438.44	4,044.70	19,530.32
300	9380	V O F T	640.58	.00	.00	.00	.00	640.58
401	9000	ST FRANCIS - MOBILE UNIT	.00	254,658.73	254,658.73	.00	.00	254,658.73
401	9016	AUXILIARY FUNDS/ST FRANCI	72,853.82	191.01-	.00	10,480.29	65,406.27	7,447.55
401	9017	AUXILIARY FUNDS/ST FRANCI	.00	294.61	100,945.95	9,384.11	14,075.75	86,870.20
401	9026	AUX FUNDS NURTURY	6,163.05	17.64-	.00	209.00	509.00	5,654.05
401	9027	AUX FUNDS NURTURY	.00	22.28	3,901.78	.00	.00	3,901.78
401	9036	AUX FUNDS MCA	30,788.77	60.37-	.00	683.57	28,055.79	2,732.98
401	9037	AUX FUNDS MCA	.00	87.57	33,709.86	10,896.83	10,896.83	22,813.03
401	9046	AUX FUNDS KIDS COUNTRY	8,134.86	7.04-	.00	.00	6,659.78	1,475.08
401	9047	AUX FUNDS KIDS COUNTRY	.00	9.62	2,164.90	.00	.00	2,164.90
401	9066	SM WONDERS	1,644.12	.00	.00	.00	.00	1,644.12
432	9097	MANAGE. INFO. SYS. FUND	.80	.00	.00	.00	.00	.80
450	9008	SCHOOLNET PLUS FY2008: GR	1.00	.00	.00	.00	.00	1.00
451	9013	CONNECTIVITY 2013	800.00	.00	.00	.00	.00	800.00
452	9008	SCHOOLNET PROFESSIONAL DE	66.15	.00	.00	.00	.00	66.15
463	9017	ALT ED	.00	.00	.00	3,668.24	5,497.80	5,497.80-
499	9012	INTERN PSYCH FY12	45.81	.00	.00	.00	.00	45.81
499	9013	INTERN PSYCH FY13	39.97	.00	.00	.00	.00	39.97
499	9024	LOCAL GOVERNMENT INNOVATI	7,750.00	.00	.00	.00	.00	7,750.00
499	9039	INTERN PSYCHOLOGIST GRANT	2.20	.00	.00	.00	.00	2.20
499	9112	E-TECH BLENDED LEARNING G	321.71	.00	.00	.00	.00	321.71
506	9014	RESIDENT EDUCATOR GRANT	950.00	.00	.00	.00	.00	950.00
516	9015	TITLE VI-B	2,690.82	.00	.00	.00	.00	2,690.82
516	9016	TITLE VI-B	115,909.61	.00	.00	512.06	185,675.92	69,766.31-
516	9017	TITLE VI-B	.00	.00	.00	101,983.28	160,381.32	160,381.32-
551	9117	TITLE III LEP	.00	.00	.00	.00	7,837.50	7,837.50-
572	9016	TITLE I	70,036.18	.00	.00	316.47	77,580.20	7,544.02-
572	9017	TITLE I	.00	.00	.00	37,954.12	56,304.98	56,304.98-
572	9116	TITLE I-D	10,650.20	.00	1,813.47-	5,103.36-	16,770.17	7,933.44-
572	9117	TITLE I-D	.00	.00	.00	3,638.98	6,492.26	6,492.26-
587	9016	PRESCHOOL	1,827.00	.00	.00	.00	3,069.32	1,242.32-
587	9017	PRESCHOOL	.00	.00	.00	2,372.98	3,140.34	3,140.34-
590	9016	TITLE II-A	9,110.54	.00	.00	27,121.39-	19,775.87	10,665.33-
590	9017	TITLE II-A	.00	.00	.00	9,742.15	25,213.60	25,213.60-
599	9016	CHILD NUTRITION SCHOOL EQ	.00	.00	6,500.00	6,170.74	6,170.74	329.26
Grand Total All Funds			66,309,645.53	3,426,605.30	35593,229.25	7,956,677.04	24533,633.20	77369,241.58
Total Invested Funds			.00					

Date: 10/07/2016

C H E C K   R E G I S T E R  
Processing Month: September 2016  
MEDINA CITY SCHOOL DISTRICT

Page: 1  
(CHKREG)

Check#	Check Date	Org Sta	Vendor Paid	Check Amount	Status Date
007435	09/01/2016	M/M	MEMO - MEDICAL MUTUAL	80,409.00	
007436	09/07/2016	M/M	MEMO - MEDICAL MUTUAL	118,719.20	
007437	09/13/2016	M/M	MEMO - MEDICAL MUTUAL	122,552.24	
007438	09/13/2016	M/M	MEMO - U.S. BANK PURCHASE CARD	3,013.80	
007439	09/09/2016	M/M	GORDON FOOD SERVICE	11,004.89	
007440	09/09/2016	M/M	GORDON FOOD SERVICE	1,947.34	
007441	09/09/2016	M/M	OHIO DEPT OF ED - MEMO CK	90,629.39	
007442	09/23/2016	M/M	SYSCO FOOD SERVICES CLEVELAND	39,462.16	
007443	09/23/2016	M/M	SYSCO FOOD SERVICES CLEVELAND	2,541.70	
007444	09/30/2016	M/M	MEMO - BUREAU WORK COMP	319.90	
007445	09/27/2016	M/M	MEMO - MEDICAL MUTUAL	134,683.54	
007446	09/20/2016	M/M	MEMO - MEDICAL MUTUAL	78,852.39	
007447	09/23/2016	M/M	OHIO DEPT OF ED - MEMO CK	179,608.61	
007448	09/13/2016	M/M	MEMO MET LIFE INSURANCE	54,408.93	
007449	09/09/2016	M/M	MEMO MET LIFE INSURANCE	4,233.96	
007450	09/09/2016	M/M	MEMO - BUREAU WORK COMP	5,274.29	
007451	09/23/2016	M/M	MEMO - BUREAU WORK COMP	5,387.07	
007452	09/23/2016	M/M	MEMO -MEDINA CITY SCHOOLS	612,916.15	
007453	09/01/2016	M/M	MEMO - FLEXSAVE	2,032.80	
007454	09/23/2016	M/M	MEMO --S T R S	69,201.78	
007455	09/23/2016	M/M	MEMO - FIRST MERIT BANK	52,333.51	
007456	09/23/2016	M/M	MEMO --S T R S	69,766.01	
007457	09/23/2016	M/M	MEMO --S E R S	7,394.91	
007458	09/30/2016	M/M	STRS	407,630.00	
007459	09/30/2016	M/M	SERS - MEMO	319,057.60	
613177	09/09/2016	W/R	ABC FIRE INC	850.00	09/16/2016
613178	09/09/2016	W/R	ACHIEVEMENT CENTERS FOR	765.00	09/20/2016
613179	09/09/2016	W/R	AIR RITE SERVICE COMPANY	1,949.34	09/19/2016
613180	09/09/2016	W/R	AKRON BEARING COMPANY, INC.	68.45	09/19/2016
613181	09/09/2016	W/R	ALBRIGHT SECURITY CENTER, INC.	23.75	09/26/2016
613182	09/09/2016	W/R	ALIGN, ASSESS, ACHIEVE, LLC	23.00	09/30/2016
613183	09/09/2016	W/R	ALLISON LEHMAN	191.02	09/09/2016
613184	09/09/2016	W/R	ANGELA DICKEL	34.48	09/09/2016
613185	09/09/2016	W/R	ANGELA NUCKOLS	570.00	09/09/2016
613186	09/09/2016	W/R	APPLIED MSS	239.84	09/20/2016
613187	09/09/2016	W/R	AQUACLEAR	61.40	09/21/2016
613188	09/09/2016	W/R	ARMSTRONG CABLE	482.19	09/19/2016
613189	09/09/2016	W/R	ARROW UNIFORM	1,408.15	09/20/2016
613190	09/09/2016	W/R	ASCD	74.00	09/20/2016
613191	09/09/2016	W/R	ASHTON SOUND & COMMUNICATIONS	366.75	09/29/2016
613192	09/09/2016	W/R	ASSET TECHNOLOGIES LLC	2,595.49	09/26/2016
613193	09/09/2016	W/R	BAKER & TAYLOR COMPANY	9,657.80	09/19/2016
613194	09/09/2016	W/R	BARNES & NOBLE EDUCATION, INC	14,348.05	09/19/2016
613195	09/09/2016	W/R	BLYNNSCAPES	550.00	09/23/2016
613196	09/09/2016	W/R	DAIRYMENS	2,082.65	09/16/2016
613197	09/09/2016	W/R	BRICKER & ECKLER LLP	990.00	09/16/2016
613198	09/09/2016	W/R	BUEHLER'S MARKETS	19.91	09/16/2016
613199	09/09/2016	W/R	C MARTIN TRUCKING	1,262.02	09/20/2016
613200	09/09/2016	W/W	CAMEO	95.00	
613201	09/09/2016	W/R	CAPP USA, INC.	1,761.27	09/16/2016
613202	09/09/2016	W/R	CARLEX	63.66	09/19/2016
613203	09/09/2016	W/R	CAROLYN NEMCHIK	19.00	09/09/2016



Date: 10/07/2016

C H E C K   R E G I S T E R  
Processing Month: September 2016  
MEDINA CITY SCHOOL DISTRICT

Page: 2  
(CHKREG)

Check#	Check Date	Org Sta	Vendor Paid	Check Amount	Status Date
613204	09/09/2016	W/R	ADVANCE AUTO PARTS (CARQUEST)	331.81	09/19/2016
613205	09/09/2016	W/R	CDWG	1,837.01	09/19/2016
613206	09/09/2016	W/R	CENTRAL INSTRUMENT CO.	93.09	09/16/2016
613207	09/09/2016	W/W	CHAUNCEY WIDDER	36.58	
613208	09/09/2016	W/R	CINTAS FIRST AID & SAFETY	114.51	09/21/2016
613209	09/09/2016	W/R	CINTAS CORPORATION	130.11	09/19/2016
613210	09/09/2016	W/R	CITY OF MEDINA	15,171.44	09/15/2016
613211	09/09/2016	W/R	CLEVELAND CLINIC CENTER	147,854.00	09/19/2016
613212	09/09/2016	W/R	CLEVELAND PLUMBING SUPPLY CO.	40.17	09/16/2016
613213	09/09/2016	W/R	OHIO CERAMIC SUPPLY, INC.	360.00	09/19/2016
613214	09/09/2016	W/R	CORE MATTERS	603.00	09/21/2016
613215	09/09/2016	W/R	CPM EDUCATIONAL PROGRAM	63,551.08	09/28/2016
613216	09/09/2016	W/R	CRANDALL COMPANY, INC	7.80	09/20/2016
613217	09/09/2016	W/R	CROSS THREAD SOLUTIONS LLC	144.90	09/20/2016
613218	09/09/2016	W/R	CUMMINS INTERSTATE POWER INC	5,929.95	09/19/2016
613219	09/09/2016	W/R	DAMON INDUSTRIES	498.30	09/19/2016
613220	09/09/2016	W/R	DARLENE SPARKS	109.08	09/09/2016
613221	09/09/2016	W/R	CTB MCGRAW-HILL	3,157.27	09/19/2016
613222	09/09/2016	W/R	DATA RECOGNITION CORP.	25.00	09/19/2016
613223	09/09/2016	W/R	DAVID BRADLEY	99.88	09/09/2016
613224	09/09/2016	W/R	DEBBIE QUAIDER	11.88	09/09/2016
613225	09/09/2016	W/R	DEBRA HICKS	100.03	09/09/2016
613226	09/09/2016	W/R	DELL COMPUTER CORPORATION	3,480.00	09/16/2016
613227	09/09/2016	W/R	DMO FOOD EQUIPMENT	1,553.23	09/20/2016
613228	09/09/2016	W/R	EASY GRAPHICS CORP	8,883.00	09/20/2016
613229	09/09/2016	W/R	EDUCATIONAL SERVICE CENTER	17,600.00	09/19/2016
613230	09/09/2016	W/R	ELAINE RANKIN	46.95	09/09/2016
613231	09/09/2016	W/R	ELIZABETH RISSMILLER	2,047.50	09/09/2016
613232	09/09/2016	W/R	ERIN VLEUGELS	40.00	09/09/2016
613233	09/09/2016	W/R	ESC OF CENTRAL OHIO	699.00	09/19/2016
613234	09/09/2016	W/R	ESC OF MEDINA COUNTY	5,000.00	09/20/2016
613235	09/09/2016	W/R	FASTENAL INDUSTRIAL &	6.87	09/21/2016
613236	09/09/2016	W/R	FEDERAL EXPRESS CORP	11.32	09/20/2016
613237	09/09/2016	W/R	FISHER SCIENCE EDUCATION	47.58	09/19/2016
613238	09/09/2016	W/R	OASBO - FIVE COUNTY	55.00	09/30/2016
613239	09/09/2016	W/R	FOLLETT SCHOOL SOLUTIONS, INC.	4,414.12	09/20/2016
613240	09/09/2016	W/R	FRAN SCHOEN	3,008.00	09/19/2016
613241	09/09/2016	W/R	FRONTIER	4,979.19	09/20/2016
613242	09/09/2016	W/R	G&L SUPPLY	251.27	09/19/2016
613243	09/09/2016	W/R	GABLE ELEVATOR, INC.	1,520.73	09/19/2016
613244	09/09/2016	W/R	GALLAGHER BENEFIT	1,250.00	09/20/2016
613245	09/09/2016	W/R	GARDINER SERVICE COMPANY	4,303.00	09/16/2016
613246	09/09/2016	W/R	GATEWAY TIRE & SERVICE CENTER	230.65	09/21/2016
613247	09/09/2016	W/R	NAPA AUTOMOTIVE PARTS & SERVIC	438.27	09/20/2016
613248	09/09/2016	W/R	GLIDDEN PROFESSIONAL	97.94	09/19/2016
613249	09/09/2016	W/R	GRAINGER SUPPLY CO	755.06	09/20/2016
613250	09/09/2016	W/R	GREGORY MILLER	72.75	09/09/2016
613251	09/09/2016	W/R	HARLAND TECHNOLOGY SERVICES	869.00	09/28/2016
613252	09/09/2016	W/R	HARPLEY CS LLC	700.00	09/09/2016
613253	09/09/2016	W/R	HARRISON FORD MERCURY	78.80	09/19/2016
613254	09/09/2016	W/R	HEINEMANN	792.88	09/19/2016
613255	09/09/2016	W/R	HOUGHTON MIFFLIN	397.14	09/19/2016



Date: 10/07/2016

C H E C K   R E G I S T E R  
Processing Month: September 2016  
MEDINA CITY SCHOOL DISTRICT

Page: 3  
(CHKREG)

Check#	Check Date	Org Sta	Vendor Paid	Check Amount	Status Date
613256	09/09/2016	W/R	HSH CONSTRUCTION &	2,500.00	09/19/2016
613257	09/09/2016	W/R	HUBERT COMPANY	2,761.75	09/19/2016
613258	09/09/2016	W/R	ICE CREAM SPECIALTIES	1,432.96	09/19/2016
613259	09/09/2016	W/R	JANE WATT	50.00	09/09/2016
613260	09/09/2016	W/R	JOHN LUPSON	13.12	09/09/2016
613261	09/09/2016	W/R	JOSHEN PAPER & PACKAGING	352.80	09/19/2016
613262	09/09/2016	W/R	KAREN MCGINTY	154.30	09/09/2016
613263	09/09/2016	W/R	KATHLEEN KRAMER	50.00	09/09/2016
613264	09/09/2016	W/R	KATHY MARRAS	48.94	09/09/2016
613265	09/09/2016	W/R	KATIE SHAFFER	40.00	09/09/2016
613266	09/09/2016	W/R	KELE, INC.	328.98	09/20/2016
613267	09/09/2016	W/R	KENNETH L CRANDALL	1,500.00	09/21/2016
613268	09/09/2016	W/R	KEVIN HEDRICK	40.00	09/09/2016
613269	09/09/2016	W/R	KRISTI GACEK	98.58	09/09/2016
613270	09/09/2016	W/R	LIFETOUCH NATIONAL SCHOOLS	85.00	09/20/2016
613271	09/09/2016	W/R	LODI LUMBER	25.32	09/26/2016
613272	09/09/2016	W/R	LORI S KELLY	2,470.50	09/09/2016
613273	09/09/2016	W/R	MADCAP PRODUCTIONS PUPPET	582.50	09/16/2016
613274	09/09/2016	W/R	MAGICAL THEATRE COMPANY	1,700.00	09/22/2016
613275	09/09/2016	W/R	MARS ELECTRIC CO.	10.04	09/16/2016
613276	09/09/2016	W/R	MASTER TEACHER	33.00	09/19/2016
613277	09/09/2016	W/R	MATH-U-SEE	48.22	09/22/2016
613278	09/09/2016	W/R	MATTHEW HARAMIS	40.00	09/09/2016
613279	09/09/2016	W/R	MCGRAW-HILL SCHOOL EDU. LLC	10,246.39	09/20/2016
613280	09/09/2016	W/R	MCM ELECTRONICS	124.12	09/15/2016
613281	09/09/2016	W/R	MCMaster-CARR	101.94	09/16/2016
613282	09/09/2016	W/R	MCS FOOD SERVICE DEPT.	22.60	09/14/2016
613283	09/09/2016	W/R	MEDINA COUNTY SANITARY	958.05	09/19/2016
613284	09/09/2016	W/R	MEDINA CREATIVE ACCESSIBILITY	72.00	09/09/2016
613285	09/09/2016	W/R	MEDINA GLASS COMPANY	267.76	09/22/2016
613286	09/09/2016	W/R	MEDINA HARDWARE, INC	771.59	09/16/2016
613287	09/09/2016	W/R	MEDINA TRACTOR SALES	183.34	09/19/2016
613288	09/09/2016	W/R	MEGAN PERKINS	525.00	09/19/2016
613289	09/09/2016	W/R	MICHAEL F. MOZINGO	35.08	09/09/2016
613290	09/09/2016	W/R	MIDLAND HARDWARE CO.	124.60	09/20/2016
613291	09/09/2016	W/R	MNJ TECHNOLOGIES DIRECT INC.	1,656.00	09/19/2016
613292	09/09/2016	W/R	MONTVILLE POLICE DEPARTMENT	312.00	09/28/2016
613293	09/09/2016	W/R	MOVIE LICENSING USA	436.00	09/16/2016
613294	09/09/2016	W/R	MTM SIGNS	80.00	09/19/2016
613295	09/09/2016	W/R	MYOFFICEPRODUCTS, LLC	7,664.48	09/20/2016
613296	09/09/2016	W/R	NASCO	2,659.79	09/20/2016
613297	09/09/2016	W/R	NATHAN D FALLOW	40.00	09/09/2016
613298	09/09/2016	W/R	NATIONAL SPEECH & DEBATE ASSOC	348.00	09/22/2016
613299	09/09/2016	W/R	NCS PEARSON, INC	975.00	09/16/2016
613300	09/09/2016	W/R	NICHOLAS CERIMELE	12.64	09/09/2016
613301	09/09/2016	W/R	NICKLES BAKERY	1,018.83	09/19/2016
613302	09/09/2016	W/R	OHIO EDISON COMPANY	99,847.11	09/15/2016
613303	09/09/2016	W/R	OHIO SCHOOL BOARDS ASSOC	160.00	09/20/2016
613304	09/09/2016	W/R	OHM ADVISORS	6,000.00	09/19/2016
613305	09/09/2016	W/R	ORIENTAL TRADING COMPANY	48.47	09/19/2016
613306	09/09/2016	W/R	OSBORNE MEDINA, INC.	529.84	09/20/2016
613307	09/09/2016	W/R	PAMELA DOWNEY	159.41	09/09/2016



Date: 10/07/2016

C H E C K   R E G I S T E R  
Processing Month: September 2016  
MEDINA CITY SCHOOL DISTRICT

Page: 4  
(CHKREG)

Check#	Check Date	Org Sta	Vendor Paid	Check Amount	Status Date
613308	09/09/2016	W/R	PATRICIA HALTAM	136.73	09/09/2016
613309	09/09/2016	W/R	PATRICIA HIBLER	36.09	09/09/2016
613310	09/09/2016	W/R	PAUL KIDD	469.00	09/09/2016
613311	09/09/2016	W/R	PEARSON ASSESSMENTS	3,163.80	09/16/2016
613312	09/09/2016	W/R	PEARSON PRENTICE HALL	19,778.61	09/19/2016
613313	09/09/2016	W/R	CAFETERIA-PEPSI COLA ORDERS	892.84	09/19/2016
613314	09/09/2016	W/R	PIONEER MANUFACTURING CO	499.95	09/16/2016
613315	09/09/2016	W/R	PITNEY BOWES	2,962.58	09/16/2016
613316	09/09/2016	W/R	POINT SPRING & DRIVESHAFT CO	171.50	09/16/2016
613317	09/09/2016	W/R	PREMIER AGENDAS, INC.	4,659.50	09/16/2016
613318	09/09/2016	W/R	PRO-ED, INC.	658.90	09/20/2016
613319	09/09/2016	W/R	QUILL.COM	133.48	09/20/2016
613320	09/09/2016	W/R	REALLY GOOD STUFF	245.67	09/19/2016
613321	09/09/2016	W/R	REDTREE INVESTMENT GROUP	1,499.85	09/19/2016
613322	09/09/2016	W/R	REINHARDT SUPPLY COMPANY	3,119.90	09/16/2016
613323	09/09/2016	W/R	REPRO-DEPOT PRINTING	157.50	09/16/2016
613324	09/09/2016	W/R	RESOURCES FOR READING INC	81.70	09/19/2016
613325	09/09/2016	W/R	RJ VERNAK REFRIGERATION	892.00	09/19/2016
613326	09/09/2016	W/R	ROWLEYS WHOLESALE	184.70	09/19/2016
613327	09/09/2016	W/R	S3 TECHNOLOGIES	2,545.00	09/16/2016
613328	09/09/2016	W/R	SAFETYGEAR CORP	32.57	09/26/2016
613329	09/09/2016	W/R	SANSON COMPANY	1,807.40	09/16/2016
613330	09/09/2016	W/R	SC STRATEGIC SOLUTIONS LLC	240.00	09/15/2016
613331	09/09/2016	W/R	SCG FIELDS LLC	4,995.00	09/16/2016
613332	09/09/2016	W/R	SCHOLASTIC/SUPER SCIENCE MAG	1,032.71	09/19/2016
613333	09/09/2016	W/R	SCHOLASTIC MAGAZINES	594.83	09/20/2016
613334	09/09/2016	W/R	SCHOLASTIC INC.	5,630.86	09/19/2016
613335	09/09/2016	W/R	SCHOOL HEALTH CORPORATION	116.31	09/19/2016
613336	09/09/2016	W/R	SCHOOL SPECIALTY, INC	5,661.66	09/16/2016
613337	09/09/2016	W/R	CLASSROOM DIRECT	708.14	09/20/2016
613338	09/09/2016	W/R	SCOTT SCRIVEN LLP	1,120.25	09/20/2016
613339	09/09/2016	W/R	SERVPRO OF MEDINA	2,463.27	09/19/2016
613340	09/09/2016	W/R	SHANNON CONLEY-KURJIAN	23.82	09/09/2016
613341	09/09/2016	W/R	SHAR PRODUCTS CO.	23.51	09/19/2016
613342	09/09/2016	W/R	SHEARER EQUIPMENT	31.56	09/21/2016
613343	09/09/2016	W/R	SHELLEY MACK	651.00	09/09/2016
613344	09/09/2016	W/R	SHERWIN WILLIAMS COMPANY	247.50	09/19/2016
613345	09/09/2016	W/R	SHIFFLER EQUIPMENT SALES	1,158.46	09/19/2016
613346	09/09/2016	W/R	SIMON SPELLING	36.97	09/09/2016
613347	09/09/2016	W/R	SMITH BROTHERS INC.	1,547.83	09/19/2016
613348	09/09/2016	W/R	SOUND COM CORP	113.75	09/16/2016
613349	09/09/2016	W/R	SPORTSWORLD	426.50	09/21/2016
613350	09/09/2016	W/R	STANDARD WELDING & STEEL	74.70	09/19/2016
613351	09/09/2016	W/R	STAPLES BUSINESS ADVANTAGE	1,122.48	09/16/2016
613352	09/09/2016	W/R	SUBURBAN SCHOOL	17,378.00	09/16/2016
613353	09/09/2016	W/R	SUPERIOR-SPEEDIE PORTABLE	148.00	09/28/2016
613354	09/09/2016	W/R	TALBERT'S COMMERCIAL PRODUCTS	780.20	09/15/2016
613355	09/09/2016	W/R	TAYLOR CONSULTING GROUP	2,079.00	09/16/2016
613356	09/09/2016	W/R	TCI	1,890.00	09/28/2016
613357	09/09/2016	W/R	TEACHER'S DISCOVERY	41.15	09/16/2016
613358	09/09/2016	W/R	TECHNOLOGY ENGINEERING	815.00	09/09/2016
613359	09/09/2016	W/R	TEMP-AIR, INC	9,270.00	09/16/2016



Date: 10/07/2016

C H E C K   R E G I S T E R  
Processing Month: September 2016  
MEDINA CITY SCHOOL DISTRICT

Page: 5  
(CHKREG)

Check#	Check Date	Org Sta	Vendor Paid	Check Amount	Status Date
613360	09/09/2016	W/R	THE MISSING PIECE LLC	1,075.00	09/19/2016
613361	09/09/2016	W/R	THERESA PAPPANO	25.52	09/09/2016
613362	09/09/2016	W/R	TINA CASSIDY	27.18	09/09/2016
613363	09/09/2016	W/R	TRANSPORTATION ACCESSORIES	218.46	09/16/2016
613364	09/09/2016	W/R	AUDITOR OF STATE'S OFFICE	1,906.00	09/19/2016
613365	09/09/2016	W/R	OHIO DEPARTMENT OF COMMERCE	1,248.25	09/19/2016
613366	09/09/2016	W/R	TREE MAINTENANCE SERVICE INC	750.00	09/21/2016
613367	09/09/2016	W/W	TRINITY HIGH SCHOOL ATHLETIC	420.00	
613368	09/09/2016	W/R	TRIPLETT PORTABLE WELDING	210.00	09/21/2016
613369	09/09/2016	W/R	USA CUSTOM APPAREL LLC	927.00	09/19/2016
613370	09/09/2016	W/R	VERNIER SOFTWARE & TECHNOLOGY	4,410.24	09/19/2016
613371	09/09/2016	W/R	W.B. MASON CO., INC.	108.52	09/19/2016
613372	09/09/2016	W/R	WENDY GOOD	51.57	09/09/2016
613373	09/09/2016	W/R	WOLFF BROS. SUPPLY, INC.	1,724.22	09/16/2016
613374	09/09/2016	W/R	WORKS INTERNATIONAL, INC	15,248.00	09/30/2016
613375	09/09/2016	W/R	WORLDPOINT CORP. HEADQUARTERS	131.70	09/20/2016
613376	09/09/2016	W/R	YOST EQUIPMENT SALES &	359.41	09/16/2016
613377	09/09/2016	W/R	ZINKAN ENTERPRISES, INC.	2,400.00	09/19/2016
613378	09/09/2016	W/R	ARMSTRONG CABLE	54.95	09/20/2016
613379	09/09/2016	W/R	PITNEY BOWES	1,020.00	09/20/2016
613380	09/20/2016	W/R	ABC THERAPY, LTD	13,448.75	09/20/2016
613381	09/20/2016	W/R	AED SUPERSTORE	307.85	09/28/2016
613382	09/20/2016	W/R	AKRON ROTARY CAMP	6,600.00	09/30/2016
613383	09/20/2016	W/R	AMY ROSENWALD	106.58	09/20/2016
613384	09/20/2016	W/R	ANDREA KAUFMANN	20.62	09/20/2016
613385	09/20/2016	W/R	ANGELA NUCKOLS	630.00	09/20/2016
613386	09/20/2016	W/R	ARMSTRONG CABLE	134.95	09/30/2016
613387	09/20/2016	W/R	ARROW UNIFORM	89.38	09/28/2016
613388	09/20/2016	W/R	ASCD	39.00	09/28/2016
613389	09/20/2016	W/R	B & B TROPHIES & AWARDS	5.00	09/28/2016
613390	09/20/2016	W/R	BAKER & TAYLOR COMPANY	5,769.10	09/28/2016
613391	09/20/2016	W/W	BARBERTON BROOKSIDE	125.00	
613392	09/20/2016	W/W	BASA	450.00	
613393	09/20/2016	W/R	MONARCH SCHOOL	59,625.00	09/28/2016
613394	09/20/2016	W/R	BLICK ART MATERIALS LLC	27.84	09/29/2016
613395	09/20/2016	W/R	DAIRYMENS	2,688.37	09/28/2016
613396	09/20/2016	W/R	BUEHLER'S MARKETS	427.34	09/28/2016
613397	09/20/2016	W/W	CARLA RAGONE	90.00	
613398	09/20/2016	W/R	CAROLINA BIOLOGICAL SUPPLY CO.	26.72	09/28/2016
613399	09/20/2016	W/W	DOMINIC'S PIZZA	348.94	
613400	09/20/2016	W/R	CATHY MILLER	214.08	09/20/2016
613401	09/20/2016	W/R	CHRISTOPHER BRINK	90.00	09/28/2016
613402	09/20/2016	W/W	CLARENCE CRUM	2,844.00	
613403	09/20/2016	W/R	COLLEEN WEHRLEY	92.13	09/20/2016
613404	09/20/2016	W/R	OHIO CERAMIC SUPPLY, INC.	720.00	09/28/2016
613405	09/20/2016	W/R	COLUMBIA GAS OF OHIO, INC	123.24	09/28/2016
613406	09/20/2016	W/R	COLUMBUS CLAY COMPANY	437.80	09/28/2016
613407	09/20/2016	W/R	CROSS THREAD SOLUTIONS LLC	122.40	09/28/2016
613408	09/20/2016	W/R	CROWN TROPHY OF MEDINA	39.60	09/26/2016
613409	09/20/2016	W/R	D&R CARPET SERVICE, INC.	6,592.34	09/28/2016
613410	09/20/2016	W/R	DAVID MCGURK	90.00	09/28/2016
613411	09/20/2016	W/R	DELANN HOLLIDAY	40.68	09/20/2016



Date: 10/07/2016

C H E C K   R E G I S T E R  
Processing Month: September 2016  
MEDINA CITY SCHOOL DISTRICT

Page: 6  
(CHKREG)

Check#	Check Date	Org Sta	Vendor Paid	Check Amount	Status Date
613412	09/20/2016	W/W	DOMINO'S PIZZA	364.00	
613413	09/20/2016	W/R	EASY GRAPHICS CORP	140.00	09/28/2016
613414	09/20/2016	W/R	EDUCATIONAL FURNITURE	1,720.00	09/28/2016
613415	09/20/2016	W/R	ENTERPRISE FLEET MGMT INC.	9,143.74	09/29/2016
613416	09/20/2016	W/R	ESC OF MEDINA COUNTY	216.00	09/28/2016
613417	09/20/2016	W/W	FBN SYSTEMS, INC.	700.00	
613418	09/20/2016	W/R	FEDERAL EXPRESS CORP	28.82	09/29/2016
613419	09/20/2016	W/R	BC TECHNOLOGIES CO	3,840.00	09/28/2016
613420	09/20/2016	W/R	FLOWER GALLERY LLC	98.00	09/30/2016
613421	09/20/2016	W/R	FOLLETT SCHOOL SOLUTIONS, INC.	145.73	09/28/2016
613422	09/20/2016	W/R	FRONTIER	1,262.10	09/28/2016
613423	09/20/2016	W/W	GEORGETOWN UNIVERSITY	1,875.00	
613424	09/20/2016	W/R	GOODWILL INDUSTRIES AKRON INC	420.00	09/20/2016
613425	09/20/2016	W/R	GORDON FOOD SERVICE	441.65	09/28/2016
613426	09/20/2016	W/R	GORDON FOOD SERVICE	44.53	09/28/2016
613427	09/20/2016	W/R	GREATER MEDINA CHAMBER	36.00	09/30/2016
613428	09/20/2016	W/R	PIZZA HUT	305.50	09/30/2016
613429	09/20/2016	W/R	HAYLEY TOEREK	50.00	09/20/2016
613430	09/20/2016	W/W	HOUSE OF FLOWERS & GIFTS	25.00	
613431	09/20/2016	W/R	ICE CREAM SPECIALTIES	142.04	09/26/2016
613432	09/20/2016	W/R	JACQUELYN HARPER	110.35	09/20/2016
613433	09/20/2016	W/R	JENNIFER DEFAGO	319.00	09/20/2016
613434	09/20/2016	W/R	JOANNA CAVEY	50.00	09/20/2016
613435	09/20/2016	W/R	JOSEPH ASSION	54.00	09/28/2016
613436	09/20/2016	W/R	JULIE WEYAND	115.93	09/20/2016
613437	09/20/2016	W/R	JW PEPPER & SON, INC.	35.96	09/28/2016
613438	09/20/2016	W/R	KATE HARBAUGH	226.42	09/20/2016
613439	09/20/2016	W/R	KATHY MARRAS	12.00	09/20/2016
613440	09/20/2016	W/R	KATIE ALLEN	25.00	09/20/2016
613441	09/20/2016	W/R	KRISTIE BRYNIARSKI	31.79	09/20/2016
613442	09/20/2016	W/R	LANGUAGE LEARNING ASSOCIATES	18,325.00	09/20/2016
613443	09/20/2016	W/R	LICENSE DIRECT OPTIONS, LLC	31,597.00	09/20/2016
613444	09/20/2016	W/R	LICKING AREA COMPUTER ASSOC.	104,098.38	09/29/2016
613445	09/20/2016	W/R	LODI LUMBER	26.00	09/28/2016
613446	09/20/2016	W/R	LORI S KELLY	2,775.50	09/20/2016
613447	09/20/2016	W/R	MARY JARSTFER	142.20	09/20/2016
613448	09/20/2016	W/R	MAYER-JOHNSON LLC	399.00	09/26/2016
613449	09/20/2016	W/R	MCS FOOD SERVICE DEPT.	1,074.10	09/22/2016
613450	09/20/2016	W/R	MEDINA CITY SCHOOLS	27,413.10	09/22/2016
613451	09/20/2016	W/R	MEDINA CREATIVE ACCESSIBILITY	280.00	09/20/2016
613452	09/20/2016	W/W	MEDINA HOSPITAL A CLEVELAND	24,000.00	
613453	09/20/2016	W/R	MERITECH, INC	5,000.00	09/28/2016
613454	09/20/2016	W/R	MICHAEL LYON	90.00	09/30/2016
613455	09/20/2016	W/W	MICHAEL WESNER	765.00	
613456	09/20/2016	W/R	MICHAEL ENGLISH	90.00	09/28/2016
613457	09/20/2016	W/R	MNJ TECHNOLOGIES DIRECT INC.	468.00	09/28/2016
613458	09/20/2016	W/R	MUSIC IS ELEMENTARY	44.35	09/28/2016
613459	09/20/2016	W/W	MYRA BOWYER	180.00	
613460	09/20/2016	W/R	NICKLES BAKERY	346.24	09/28/2016
613461	09/20/2016	W/R	NOWAK TOUR & TRAVEL, INC.	87,550.00	09/28/2016
613462	09/20/2016	W/R	OASSA	1,050.00	09/28/2016
613463	09/20/2016	W/R	OHIO DEPT OF JOB &	185.03	09/28/2016



Date: 10/07/2016

C H E C K   R E G I S T E R  
Processing Month: September 2016  
MEDINA CITY SCHOOL DISTRICT

Page: 7  
(CHKREG)

Check#	Check Date	Org Sta	Vendor Paid	Check Amount	Status Date
613464	09/20/2016	W/R	OHIO HIGH SCHOOL SPEECH LEAGUE	125.00	09/28/2016
613465	09/20/2016	W/W	OHIO SCHOOL BUS MECHANICS	185.00	
613466	09/20/2016	W/R	OHIO SCHOOLS COUNCIL-GAS	14,845.00	09/26/2016
613467	09/20/2016	W/W	OMLA	30.00	
613468	09/20/2016	W/R	PEARSON PRENTICE HALL	9,631.83	09/28/2016
613469	09/20/2016	W/R	PEARSON EDUCATION, INC.	7,956.67	09/28/2016
613470	09/20/2016	W/R	PEPPLE & WAGGONER, LTD	190.00	09/26/2016
613471	09/20/2016	W/R	PITSCO	2,297.57	09/28/2016
613472	09/20/2016	W/R	PLANK ROAD PUBLISHING, INC.	132.45	09/28/2016
613473	09/20/2016	W/R	PRAXAIR	23.90	09/28/2016
613474	09/20/2016	W/R	REBECCA GIBSON	441.73	09/20/2016
613475	09/20/2016	W/R	REINHARDT SUPPLY COMPANY	2,505.75	09/28/2016
613476	09/20/2016	W/R	ROJEN COMPANY	54.45	09/28/2016
613477	09/20/2016	W/R	S3 TECHNOLOGIES	190.00	09/28/2016
613478	09/20/2016	W/R	SANSON COMPANY	1,147.40	09/28/2016
613479	09/20/2016	W/R	SARA DREIBELBIS	110.93	09/20/2016
613480	09/20/2016	W/R	SCHOLASTIC/SUPER SCIENCE MAG	470.51	09/30/2016
613481	09/20/2016	W/R	SCHOLASTIC INC.	39.11	09/29/2016
613482	09/20/2016	W/R	SCHOOL SPECIALTY, INC	1,169.88	09/28/2016
613483	09/20/2016	W/R	CLASSROOM DIRECT	101.75	09/28/2016
613484	09/20/2016	W/R	SEAT SACK, INC.	173.32	09/28/2016
613485	09/20/2016	W/R	SELINSKY FORCE LLC	59,606.80	09/28/2016
613486	09/20/2016	W/R	SHANNON FEDERINKO	65.15	09/20/2016
613487	09/20/2016	W/R	SHELLY BONNER	210.64	09/20/2016
613488	09/20/2016	W/R	SMITH PETERS KALAIL CO., LPA	1,917.64	09/26/2016
613489	09/20/2016	W/R	SPORTSWORLD	2,651.25	09/28/2016
613490	09/20/2016	W/R	STANTON'S SHEET MUSIC	399.04	09/26/2016
613491	09/20/2016	W/R	STAPLES BUSINESS ADVANTAGE	77.24	09/28/2016
613492	09/20/2016	W/R	STEPHANIE JESSUP	40.00	09/20/2016
613493	09/20/2016	W/W	SWEETBRIAR GOLF CLUB	360.00	
613494	09/20/2016	W/R	TALBERT'S COMMERCIAL PRODUCTS	771.86	09/26/2016
613495	09/20/2016	W/R	TECHNOLOGY ENGINEERING	69,953.50	09/20/2016
613496	09/20/2016	W/R	TIRELOCK	754.99	09/28/2016
613497	09/20/2016	W/R	TOWN & COUNTRY CO-OP INC.	13,914.66	09/28/2016
613498	09/20/2016	W/R	VERIZON WIRELESS	399.42	09/28/2016
613499	09/20/2016	W/R	VICTORIA KOCHER	327.65	09/20/2016
613500	09/20/2016	W/R	VISTA HIGHER LEARNING, INC.	1,269.44	09/28/2016
613501	09/20/2016	W/R	W.B. MASON CO., INC.	559.86	09/28/2016
613502	09/20/2016	W/R	ERIC JACKSON IDEA	75.00	09/28/2016
613503	09/20/2016	W/R	MacGILL DISCOUNT NURSE SUPPLY	45.75	09/29/2016
613504	09/20/2016	B/R	CRYSTAL WILSON	300.00	09/30/2016
613505	09/20/2016	B/R	BARBARA BUSH	70.00	09/28/2016
613506	09/20/2016	B/B	AMY COBB	35.00	
613507	09/20/2016	B/R	LAURA PRZYBYLA	50.00	09/28/2016
613508	09/28/2016	W/W	ABCO FIRE PROTECTION, INC	416.00	
613509	09/28/2016	W/W	AC SUPPLY	1,177.57	
613510	09/28/2016	W/R	ADRIENNE RASTOK	43.10	09/28/2016
613511	09/28/2016	W/W	ALBERT HERMAN DRAPERIES, INC	606.52	
613512	09/28/2016	W/R	ANDREA BRYAN	48.81	09/28/2016
613513	09/28/2016	W/R	ANGELA BURNS	111.74	09/28/2016
613514	09/28/2016	W/R	ANGELA NUCKOLS	585.00	09/28/2016
613515	09/28/2016	W/R	ANGIE SELLARS	96.50	09/28/2016



Date: 10/07/2016

C H E C K   R E G I S T E R  
Processing Month: September 2016  
MEDINA CITY SCHOOL DISTRICT

Page: 8  
(CHKREG)

Check#	Check Date	Org Sta	Vendor Paid	Check Amount	Status Date
613516	09/28/2016	W/W	APOLLO PEST CONTROL COMPANY	2,403.00	
613517	09/28/2016	W/W	APPLE MOBILE LEASING, INC	10,000.00	
613518	09/28/2016	W/W	APPLIED MSS	1,228.82	
613519	09/28/2016	W/W	ARROW UNIFORM	1,359.51	
613520	09/28/2016	W/W	ASCD	44.00	
613521	09/28/2016	W/W	BEYOND WORDS: MUSIC & DANCE	280.00	
613522	09/28/2016	W/W	BOOKSOURCE	639.35	
613523	09/28/2016	W/W	DAIRYMENS	4,826.17	
613524	09/28/2016	W/W	BOUND TREE MEDICAL	148.64	
613525	09/28/2016	W/W	BRODART CO	159.55	
613526	09/28/2016	W/W	BSN SPORTS	13,715.00	
613527	09/28/2016	W/W	BUEHLER'S MARKETS	337.21	
613528	09/28/2016	W/R	CARA R COUGHLIN	780.00	09/28/2016
613529	09/28/2016	W/W	CARDINAL BUS SALES &	835.46	
613530	09/28/2016	W/W	CARL'S CRANE SERVICE LLC	625.00	
613531	09/28/2016	W/W	CAROL ANDREGG	750.00	
613532	09/28/2016	W/W	CAROLINA BIOLOGICAL SUPPLY CO.	20.93	
613533	09/28/2016	W/W	ADVANCE AUTO PARTS (CARQUEST)	29.40	
613534	09/28/2016	W/W	CARRON ASPHALT PAVING, INC	334,081.82	
613535	09/28/2016	W/R	CDI COMPUTER DEALERS, INC.	26,536.00	09/28/2016
613536	09/28/2016	W/W	CENTRAL FARM AND GARDEN	4,838.62	
613537	09/28/2016	W/W	CHRONICLE TELEGRAM	120.00	
613538	09/28/2016	W/W	CHUCK'S CUSTOM, LLC	390.77	
613539	09/28/2016	W/W	CINTAS CORPORATION	740.93	
613540	09/28/2016	W/W	CLEVELAND CLINIC ATWORK	460.00	
613541	09/28/2016	W/R	COLLEEN STYER	11.99	09/28/2016
613542	09/28/2016	W/W	COLUMBIA GAS OF OHIO, INC	2,843.85	
613543	09/28/2016	W/W	CORNERSTONE PSYCHOLOGICAL SERV	200.00	
613544	09/28/2016	W/W	CRISIS PREVENTON INST, INC.	900.00	
613545	09/28/2016	W/R	CYNTHIA WASSON	8.38	09/28/2016
613546	09/28/2016	W/W	DAMON INDUSTRIES	759.60	
613547	09/28/2016	W/W	DELL COMPUTER CORPORATION	2,320.00	
613548	09/28/2016	W/W	DEMCO, INC.	219.75	
613549	09/28/2016	W/W	DISCOUNT SCHOOL SUPPLY	257.96	
613550	09/28/2016	W/W	DMO FOOD EQUIPMENT	476.00	
613551	09/28/2016	W/W	DOMINO'S PIZZA	357.50	
613552	09/28/2016	W/W	EASY GRAPHICS CORP	15,439.00	
613553	09/28/2016	W/W	EDUCATION LOGISTICS INC	1,860.00	
613554	09/28/2016	W/W	EDUCATIONAL SERVICE CENTER	15,064.00	
613555	09/28/2016	W/W	ESC OF MEDINA COUNTY	3,942.00	
613556	09/28/2016	W/W	FASTENAL INDUSTRIAL &	70.98	
613557	09/28/2016	W/W	FBN SYSTEMS, INC.	325.00	
613558	09/28/2016	W/W	FEDERAL EXPRESS CORP	22.33	
613559	09/28/2016	W/W	FEDERAL NEWS SERVICES, INC	197.00	
613560	09/28/2016	W/W	FOLLETT LIBRARY BOOK COMPANY	186.80	
613561	09/28/2016	W/W	FOLLETT SCHOOL SOLUTIONS, INC.	67.87	
613562	09/28/2016	W/W	FREY SCIENTIFIC	63.99	
613563	09/28/2016	W/W	GALE	100.00	
613564	09/28/2016	W/W	GALLEY PRINTING, INC.	532.00	
613565	09/28/2016	W/W	GCSSA - GREATER CLEVELAND	100.00	
613566	09/28/2016	W/W	NAPA AUTOMOTIVE PARTS & SERVIC	328.94	
613567	09/28/2016	W/R	GERALD TODOROVICH, JR	49.40	09/28/2016



Date: 10/07/2016

C H E C K   R E G I S T E R  
Processing Month: September 2016  
MEDINA CITY SCHOOL DISTRICT

Page: 9  
(CHKREG)

Check#	Check Date	Org Sta	Vendor Paid	Check Amount	Status Date
613568	09/28/2016	W/W	GORDON FOOD SERVICE	127.49	
613569	09/28/2016	W/W	GRAINGER SUPPLY CO	378.47	
613570	09/28/2016	W/W	PIZZA HUT	656.50	
613571	09/28/2016	W/W	HANDWRITING WITHOUT TEARS	209.00	
613572	09/28/2016	W/W	HEIBERGER PAVING, INC.	187,392.04	
613573	09/28/2016	W/W	HEINEMANN	105.49	
613574	09/28/2016	W/W	HOBART SALES&SERV,HMR/INNOTECH	1,092.09	
613575	09/28/2016	W/W	HODGE PRODUCTS, INC.	2,946.00	
613576	09/28/2016	W/W	HOUGHTON MIFFLIN	27,330.00	
613577	09/28/2016	W/W	ICE CREAM SPECIALTIES	1,425.80	
613578	09/28/2016	W/W	INDUSTRIAL HYDRAULIC SERVICE	34.26	
613579	09/28/2016	W/W	INNOVATIVE SOLUTIONS	1,002.50	
613580	09/28/2016	W/W	INSECT LORE PRODUCTS	80.85	
613581	09/28/2016	W/R	JAMA JOHNSON	66.19	09/28/2016
613582	09/28/2016	W/R	JENNIFER ULMER	200.92	09/28/2016
613583	09/28/2016	W/R	JESSICA NIEMANTSVERDRIET	10.96	09/28/2016
613584	09/28/2016	W/R	JESSICA WHITE	81.98	09/28/2016
613585	09/28/2016	W/R	JODI DOBBEN	17.74	09/28/2016
613586	09/28/2016	W/R	JORDAN OLSON	40.00	09/28/2016
613587	09/28/2016	W/W	JOSHEN PAPER & PACKAGING	957.70	
613588	09/28/2016	W/R	JULIE TEUBNER	40.40	09/28/2016
613589	09/28/2016	W/W	JUNIOR LIBRARY GUILD	1,119.60	
613590	09/28/2016	W/W	KAEDEN BOOKS	108.50	
613591	09/28/2016	W/R	KAREN McGINTY	85.21	09/28/2016
613592	09/28/2016	W/R	KELLEY STOBBS	50.00	09/28/2016
613593	09/28/2016	W/R	KELLI KNAPP	33.31	09/28/2016
613594	09/28/2016	W/W	KENNEDY COTTRELL RICHARDS LLC	2,750.00	
613595	09/28/2016	W/R	KIM HALLOCK	132.10	09/28/2016
613596	09/28/2016	W/R	KIMBERLEIGH BERGEN	138.62	09/28/2016
613597	09/28/2016	W/R	KIMBERLY EVILSIZER	214.85	09/28/2016
613598	09/28/2016	W/W	LAKESHORE LEARNING MATERIALS	443.82	
613599	09/28/2016	W/R	LANGUAGE LEARNING ASSOCIATES	17,592.50	09/28/2016
613600	09/28/2016	W/W	MACK'S, INC.	500.25	
613601	09/28/2016	W/R	MANDY RIEGLER	42.59	09/28/2016
613602	09/28/2016	W/W	MARCIA AGUIAR	9.88	
613603	09/28/2016	W/R	MARY CASSIDY	29.52	09/28/2016
613604	09/28/2016	W/W	MCMASTER-CARR	118.36	
613605	09/28/2016	W/R	MCS FOOD SERVICE DEPT.	968.37	09/30/2016
613606	09/28/2016	W/W	MEDINA COUNTRY CLUB	2,591.60	
613607	09/28/2016	W/R	MEDINA CREATIVE ACCESSIBILITY	160.00	09/28/2016
613608	09/28/2016	W/W	MEDINA POWDER COATING CORP	280.00	
613609	09/28/2016	W/W	MEDINA TRACTOR SALES	43.10	
613610	09/28/2016	W/W	MIDLAND HARDWARE CO.	181.60	
613611	09/28/2016	W/W	MIDWEST TECHNOLOGY	353.64	
613612	09/28/2016	W/W	MNJ TECHNOLOGIES DIRECT INC.	78.00	
613613	09/28/2016	W/W	MONTVILLE POLICE DEPARTMENT	92.00	
613614	09/28/2016	W/W	MTM SIGNS	223.00	
613615	09/28/2016	W/W	MUSIC IS ELEMENTARY	208.56	
613616	09/28/2016	W/W	MYOFFICEPRODUCTS, LLC	180.00	
613617	09/28/2016	W/W	NAPT	100.00	
613618	09/28/2016	W/W	NATIONAL GEOGRAPHIC BEE	100.00	
613619	09/28/2016	W/W	NCTM	35.00	



Date: 10/07/2016

C H E C K   R E G I S T E R  
Processing Month: September 2016  
MEDINA CITY SCHOOL DISTRICT

Page: 10  
(CHKREG)

Check#	Check Date	Org Sta	Vendor Paid	Check Amount	Status Date
613620	09/28/2016	W/W	NEOLA INC.	1,300.00	
613621	09/28/2016	W/W	NICKLES BAKERY	1,846.80	
613622	09/28/2016	W/W	OHIO ASSOC OF STUDENT COUNCILS	50.00	
613623	09/28/2016	W/W	OEDSA	400.00	
613624	09/28/2016	W/W	OASSA	275.00	
613625	09/28/2016	W/W	OHIO CAT	3,638.58	
613626	09/28/2016	W/W	OHIO EDISON COMPANY	125.24	
613627	09/28/2016	W/W	OHIO SCHOOL RESOURCE OFFICERS	49.00	
613628	09/28/2016	W/W	OHIO HIGH SCHOOL ATHLETIC ASSN	300.00	
613629	09/28/2016	W/W	OMLA	200.00	
613630	09/28/2016	W/R	PAM GEMMER	82.77	09/28/2016
613631	09/28/2016	W/W	PBS VIDEO	44.23	
613632	09/28/2016	W/W	CAFETERIA-PEPSI COLA ORDERS	1,950.41	
613633	09/28/2016	W/W	PERFECTION LEARNING CORP.	701.55	
613634	09/28/2016	W/W	PITSCO	1,626.25	
613635	09/28/2016	W/W	POWER OF THE PEN	400.00	
613636	09/28/2016	W/R	PROCESSMAKER, INC.	25,000.00	09/28/2016
613637	09/28/2016	W/W	QUILL.COM	16.52	
613638	09/28/2016	W/W	RAFCOMM, INC.	410.16	
613639	09/28/2016	W/R	RAYMOND MOHN	3.99	09/28/2016
613640	09/28/2016	W/W	REALLY GOOD STUFF	42.84	
613641	09/28/2016	W/W	REALLY GOOD STUFF	142.70	
613642	09/28/2016	W/W	REINHARDT SUPPLY COMPANY	4,218.48	
613643	09/28/2016	W/W	RJ VERNAK REFRIGERATION	1,468.25	
613644	09/28/2016	W/R	ROBERTA GANGL	60.89	09/28/2016
613645	09/28/2016	W/W	ROBERTS GRAPHICS	329.06	
613646	09/28/2016	W/W	S3 TECHNOLOGIES	609.00	
613647	09/28/2016	W/W	SANSON COMPANY	1,671.65	
613648	09/28/2016	W/R	SARA DREIBELBIS	30.90	09/28/2016
613649	09/28/2016	W/W	SCHOLASTIC MAGAZINES	22.48	
613650	09/28/2016	W/W	SCHOLASTIC READING CLUB	290.00	
613651	09/28/2016	W/W	SCHOOL HEALTH CORPORATION	63.20	
613652	09/28/2016	W/W	SCHOOL SPECIALTY, INC	5,088.72	
613653	09/28/2016	W/W	SEAT SACK, INC.	71.60	
613654	09/28/2016	W/W	SECURE BY DESIGN, INC.	2,220.00	
613655	09/28/2016	W/W	SHALE CREEK GOLF CLUB	3,562.92	
613656	09/28/2016	W/W	SHANIKA ANTHONY	500.00	
613657	09/28/2016	W/R	SHARON OLTERSDORF	212.44	09/28/2016
613658	09/28/2016	W/W	SMITH BROTHERS INC.	116.00	
613659	09/28/2016	W/R	SOFIA SISAMIS	39.24	09/28/2016
613660	09/28/2016	W/W	SPORTSWORLD	76.50	
613661	09/28/2016	W/W	STAPLES BUSINESS ADVANTAGE	133.47	
613662	09/28/2016	W/W	STEPS ACADEMY	4,500.00	
613663	09/28/2016	W/W	STERLING PAPER CO.	442.60	
613664	09/28/2016	W/R	STEVEN MISHLER	23.16	09/28/2016
613665	09/28/2016	W/W	SUMMIT COUNTY ESC	35.00	
613666	09/28/2016	W/W	SUPERIOR-SPEEDIE PORTABLE	148.00	
613667	09/28/2016	W/W	TALBERT'S COMMERCIAL PRODUCTS	89.34	
613668	09/28/2016	W/R	TARA KAPLACK	54.22	09/28/2016
613669	09/28/2016	W/W	TEACHERS SYNERGY, LLC	99.98	
613670	09/28/2016	W/W	TERMINAL SUPPLY, INC	2,362.27	
613671	09/28/2016	W/W	BEE-BOT.US.COM	80.95	

Date: 10/07/2016

C H E C K   R E G I S T E R  
Processing Month: September 2016  
MEDINA CITY SCHOOL DISTRICT

Page: 11  
(CHKREG)

Check#	Check Date	Org Sta	Vendor Paid	Check Amount	Status Date
613672	09/28/2016	W/R	TIFFANY BOZA	57.20	09/28/2016
613673	09/28/2016	W/R	TIFFANY EMERSON-KOSMAN	71.89	09/28/2016
613674	09/28/2016	W/W	TREASURER, STATE OF OHIO	1,583.53	
613675	09/28/2016	W/W	ULINE	323.03	
613676	09/28/2016	W/W	UNITY SCHOOL BUS PARTS	156.33	
613677	09/28/2016	W/W	US GAMES	580.95	
613678	09/28/2016	W/W	VEND-RICKS INC.	309.00	
613679	09/28/2016	W/W	VERIZON BUSINESS	983.96	
613680	09/28/2016	W/W	WOLFF BROS. SUPPLY, INC.	1,228.06	
613681	09/28/2016	W/W	YOST EQUIPMENT SALES &	44.70	
613682	09/28/2016	W/W	A & N RESTAURANT EQUIPMENT	6,170.74	
613683	09/28/2016	W/W	ADRIAN DANUT	30.00	
613684	09/28/2016	W/W	DAN SHADBURN	220.00	
613685	09/28/2016	W/W	DON FERGUSON	20.00	
613686	09/28/2016	W/W	JAMIE MEWHINNEY	30.00	
613687	09/28/2016	W/W	JAY SUMMERS	20.00	
613688	09/28/2016	W/W	JONATHAN A HANDWERK	20.00	
613689	09/28/2016	W/W	TIMOTHY DONOVAN	40.00	
613690	09/28/2016	B/B	DAWN FELTON	15.64	
613691	09/28/2016	B/B	BRANDI MCEUEN	34.50	
613692	09/28/2016	B/B	KELLY SOLTIS	75.00	
613693	09/28/2016	B/B	MARK BOLENSKI	431.00	
613694	09/28/2016	B/B	JACKSON HIGH SCHOOL	395.00	
942330	09/09/2016	C/C	MEMO -MEDINA CITY SCHOOLS	1,737,084.10	
942331	09/23/2016	C/C	MEMO -MEDINA CITY SCHOOLS	1,775,525.36	
942332	09/22/2016	C/C	MEMO -MEDINA CITY SCHOOLS	2,164.31	

Total Checks Issued      \$ 8,033,445.42



Date: 10/07/16  
Time: 4:08 pm

MEDINA CITY SCHOOL DISTRICT  
Appropriation Account Summary  
SORTED BY FUND-SCC

Page: 1  
(APPSUM)

FYTD Appropriated	Prior FY Carryover Encumbrances	FYTD Expendable	FYTD Actual Expenditures	MTD Actual Expenditures	Current Encumbrances	FYTD Unencumbered Balance	FYTD Percent Exp/Enc
*****TOTAL FOR FUND-SCC 001 0000 (GENERAL FUND):							
70,257,584.72	1,245,163.02	71,502,747.74	18,929,308.38	5,816,333.95	2,604,910.90	49,968,528.46	30.12
=====							
*****TOTAL FOR FUND-SCC 002 0000 (BOND RETIREMENT):							
1,420,075.00	0.00	1,420,075.00	8,841.94	0.00	0.00	1,411,233.06	0.62
=====							
*****TOTAL FOR FUND-SCC 002 9000 (BOND RETIREMENT - NEW ELEM/SR HIGH):							
4,303,111.50	0.00	4,303,111.50	25,789.16	0.00	0.00	4,277,322.34	0.60
=====							
*****TOTAL FOR FUND-SCC 002 9012 (LOCAL SALES TAX RETIREMENT OF COPS):							
1,741,837.50	0.00	1,741,837.50	0.00	0.00	0.00	1,741,837.50	0.00
=====							
*****TOTAL FOR FUND-SCC 002 9014 (CONSOLIDATION - ENERGY & TRANSP NOTES):							
340,893.75	0.00	340,893.75	0.00	0.00	0.00	340,893.75	0.00
=====							
*****TOTAL FOR FUND-SCC 003 9001 (MEDINA CITY REC CENTER-PERMANENT IMPROV.):							
138,000.00	12,300.00	150,300.00	6,369.06	0.00	9,212.00	134,718.94	10.37
=====							
*****TOTAL FOR FUND-SCC 006 0000 (LUNCHROOM FUND):							
2,343,123.89	40,115.07	2,383,238.96	508,976.57	219,612.50	188,969.01	1,685,293.38	29.29
=====							
*****TOTAL FOR FUND-SCC 009 9000 (STAR):							
23,909.00	0.00	23,909.00	0.00	0.00	0.00	23,909.00	0.00
=====							
*****TOTAL FOR FUND-SCC 009 9110 (UNIFORM SUPPLIES GARFIELD):							
9,688.50	369.74	10,058.24	807.91	698.14	6,548.38	2,701.95	73.14
=====							
*****TOTAL FOR FUND-SCC 009 9120 (UNIFORM SUPPLIES - CANAVAN):							
12,365.00	2,786.30	15,151.30	10,332.62	8,025.82	2,960.84	1,857.84	87.74
=====							

Date: 10/07/16  
Time: 4:08 pm

MEDINA CITY SCHOOL DISTRICT  
Appropriation Account Summary  
SORTED BY FUND-SCC

Page: 2  
(APPSUM)

FYTD Appropriated	Prior FY Carryover Encumbrances	FYTD Expendable	FYTD Actual Expenditures	MTD Actual Expenditures	Current Encumbrances	FYTD Unencumbered Balance	FYTD Percent Exp/Enc
*****TOTAL FOR FUND-SCC 009 9130 (UNIFORM SUPPLIES - FENN):							
13,546.50	0.00	13,546.50	10,713.39	2,227.04	2,648.48	184.63	98.64
=====							
*****TOTAL FOR FUND-SCC 009 9140 (UNIFORM SUPPLIES - HERITAGE):							
11,305.00	0.00	11,305.00	10,056.86	9,912.86	3,131.57	1,883.43	116.66
=====							
*****TOTAL FOR FUND-SCC 009 9160 (UNIFORM SUPPLIES - BLAKE):							
14,818.50	0.00	14,818.50	13,229.18	11,785.41	1,406.92	182.40	98.77
=====							
*****TOTAL FOR FUND-SCC 009 9170 (UNIFORM SUPPLIES - RALPH WAITE ELEMENTARY):							
16,004.00	0.00	16,004.00	12,419.45	769.84	2,683.02	901.53	94.37
=====							
*****TOTAL FOR FUND-SCC 009 9180 (UNIFORM SUPPLIES - ELIZA NORTHROP ELEMENTARY):							
14,149.50	0.00	14,149.50	11,953.76	11,480.76	1,246.20	949.54	93.29
=====							
*****TOTAL FOR FUND-SCC 009 9200 (UNIFORM SUPPLIES - CLAGGETT MIDDLE SCHOOL):							
56,885.00	400.00	57,285.00	18,710.60	12,157.49	15,081.92	23,492.48	58.99
=====							
*****TOTAL FOR FUND-SCC 009 9210 (UNIFORM SUPPLIES - A.I. ROOT MIDDLE SCHOOL):							
41,542.00	173.06	41,715.06	21,177.66	19,206.80	10,242.69	10,294.71	75.32
=====							
*****TOTAL FOR FUND-SCC 009 9300 (UNIFORM SUPPLIES - SENIOR HIGH SCHOOL):							
165,854.00	9,668.95	175,522.95	30,788.47	1,321.18	95,026.94	49,707.54	71.68
=====							
*****TOTAL FOR FUND-SCC 014 9016 (MEDINA CNTY JUV DET CNTR):							
281,341.00	0.00	281,341.00	74,893.48	21,685.98	0.00	206,447.52	26.62
=====							
*****TOTAL FOR FUND-SCC 014 9115 (EVOLVE FY 15):							
32,187.00	17.55	32,204.55	8.32	0.00	0.00	32,196.23	0.03
=====							

Date: 10/07/16  
Time: 4:08 pm

MEDINA CITY SCHOOL DISTRICT  
Appropriation Account Summary  
SORTED BY FUND-SCC

Page: 3  
(APPSUM)

FYTD Appropriated	Prior FY Carryover Encumbrances	FYTD Expendable	FYTD Actual Expenditures	MTD Actual Expenditures	Current Encumbrances	FYTD Unencumbered Balance	FYTD Percent Exp/Enc
*****TOTAL FOR FUND-SCC 014 9116 (EVOLVE FY 16):							
637,754.74	27,869.88	665,624.62	128,797.72	39,745.10	28,534.66	508,292.24	23.64
=====							
*****TOTAL FOR FUND-SCC 016 0000 (EMERGENCY LEVY):							
3,648,076.12	0.00	3,648,076.12	907,217.11	274,456.27	21,398.10	2,719,460.91	25.45
=====							
*****TOTAL FOR FUND-SCC 018 9110 (PRINCIPAL'S FUND - GARFIELD):							
15,000.00	52.45	15,052.45	921.77	615.27	1,957.80	12,172.88	19.13
=====							
*****TOTAL FOR FUND-SCC 018 9111 (GARFIELD SCHOOL STORE):							
250.00	0.00	250.00	50.00	0.00	0.00	200.00	20.00
=====							
*****TOTAL FOR FUND-SCC 018 9113 (GARFIELD MEDIA CENTER):							
3,500.00	11.23	3,511.23	11.23	0.00	0.00	3,500.00	0.32
=====							
*****TOTAL FOR FUND-SCC 018 9120 (PRINCIPAL - CANAVAN):							
30,999.00	0.00	30,999.00	2,317.39	684.89	12,289.61	16,392.00	47.12
=====							
*****TOTAL FOR FUND-SCC 018 9123 (BOOK FAIR - CANAVAN):							
10,000.00	219.08	10,219.08	410.65	225.89	8,015.79	1,792.64	82.46
=====							
*****TOTAL FOR FUND-SCC 018 9130 (PRINCIPAL - FENN):							
28,050.00	20,729.79	48,779.79	3,914.39	274.88	18,848.52	26,016.88	46.66
=====							
*****TOTAL FOR FUND-SCC 018 9132 (FENN SCHOOL STORE):							
1,000.00	0.00	1,000.00	187.23	0.00	259.17	553.60	44.64
=====							
*****TOTAL FOR FUND-SCC 018 9133 (BOOK FAIR - FENN):							
0.00	7,964.74	7,964.74	0.00	0.00	7,964.74	0.00	100.00
=====							



Date: 10/07/16  
Time: 4:08 pm

MEDINA CITY SCHOOL DISTRICT  
Appropriation Account Summary  
SORTED BY FUND-SCC

Page: 4  
(APPSUM)

FYTD Appropriated	Prior FY Carryover Encumbrances	FYTD Expendable	FYTD Actual Expenditures	MTD Actual Expenditures	Current Encumbrances	FYTD Unencumbered Balance	FYTD Percent Exp/Enc
*****TOTAL FOR FUND-SCC 018 9135 (MEDINA SKI TEAM - DISTRICTWIDE):							
6,000.00	0.00	6,000.00	0.00	0.00	0.00	6,000.00	0.00
=====							
*****TOTAL FOR FUND-SCC 018 9140 (PRINCIPAL'S FUND - HERITAGE):							
8,900.00	2,303.47	11,203.47	3,131.15	315.12	1,370.68	6,701.64	40.18
=====							
*****TOTAL FOR FUND-SCC 018 9143 (HERITAGE MEDIA CENTER):							
6,200.00	132.94	6,332.94	0.00	0.00	6,332.94	0.00	100.00
=====							
*****TOTAL FOR FUND-SCC 018 9160 (PRINCIPAL'S FUND - H G BLAKE):							
20,900.00	182.15	21,082.15	1,375.52	686.49	1,273.36	18,433.27	12.56
=====							
*****TOTAL FOR FUND-SCC 018 9163 (BLAKE MEDIA CENTER):							
5,000.00	194.65	5,194.65	783.84	3.34	576.21	3,834.60	26.18
=====							
*****TOTAL FOR FUND-SCC 018 9170 (PRINCIPALS FUND - RALPH WAITE ELEMENTARY):							
27,800.00	0.00	27,800.00	384.92	0.00	3,445.08	23,970.00	13.78
=====							
*****TOTAL FOR FUND-SCC 018 9173 (MEDIA CENTER RALPH WAITE ELEMENTARY):							
9,000.00	0.00	9,000.00	0.00	0.00	0.00	9,000.00	0.00
=====							
*****TOTAL FOR FUND-SCC 018 9180 (PRINCIPALS FUND ELIZA NORTHROP ELEMENTARY):							
12,000.00	0.00	12,000.00	2,826.44	2,515.47	2,135.33	7,038.23	41.35
=====							
*****TOTAL FOR FUND-SCC 018 9181 (NORTHROP ELEMENTARY SCHOOL STORE):							
200.00	0.00	200.00	0.00	0.00	0.00	200.00	0.00
=====							
*****TOTAL FOR FUND-SCC 018 9183 (MEDIA CENTER ELIZA NORTHROP ELEMENTARY):							
5,500.00	0.00	5,500.00	0.00	0.00	0.00	5,500.00	0.00
=====							

Date: 10/07/16  
Time: 4:08 pm

MEDINA CITY SCHOOL DISTRICT  
Appropriation Account Summary  
SORTED BY FUND-SCC

Page: 5  
(APPSUM)

FYTD Appropriated	Prior FY Carryover Encumbrances	FYTD Expendable	FYTD Actual Expenditures	MTD Actual Expenditures	Current Encumbrances	FYTD Unencumbered Balance	FYTD Percent Exp/Enc
*****TOTAL FOR FUND-SCC 018 9200 (PRINCIPAL'S FUND - CLAGGETT M.S.):							
31,550.00	3,317.55	34,867.55	4,978.14	1,273.28	2,034.31	27,855.10	20.11
=====							
*****TOTAL FOR FUND-SCC 018 9203 (CLAGGETT M.S. MEDIA CENTER):							
7,300.00	76.62	7,376.62	106.41	0.00	0.00	7,270.21	1.44
=====							
*****TOTAL FOR FUND-SCC 018 9210 (PRINCIPAL'S FUND - ROOT M.S.):							
28,000.00	731.59	28,731.59	1,183.49	683.49	4,585.60	22,962.50	20.08
=====							
*****TOTAL FOR FUND-SCC 018 9211 (ROOT M.S. MEDIA CENTER):							
4,050.00	320.41	4,370.41	331.90	44.23	0.00	4,038.51	7.59
=====							
*****TOTAL FOR FUND-SCC 018 9213 (SPECIAL FUNDRAISER - ROOT M.S.):							
32,000.00	0.00	32,000.00	0.00	0.00	0.00	32,000.00	0.00
=====							
*****TOTAL FOR FUND-SCC 018 9300 (PRINCIPAL'S FUND - SENIOR HIGH):							
47,500.00	42,365.78	89,865.78	41,061.11	1,626.61	43,290.12	5,514.55	93.86
=====							
*****TOTAL FOR FUND-SCC 018 9301 (MEDIA CENTER FUND):							
1,370.00	0.00	1,370.00	50.00	0.00	0.00	1,320.00	3.65
=====							
*****TOTAL FOR FUND-SCC 018 9302 (SPECIAL FUNDRAISER - SENIOR HIGH):							
37,000.00	0.00	37,000.00	0.00	0.00	0.00	37,000.00	0.00
=====							
*****TOTAL FOR FUND-SCC 018 9303 (PERFORMING ARTS):							
54,300.00	7,655.00	61,955.00	12,873.49	1,189.07	25,513.15	23,568.36	61.96
=====							
*****TOTAL FOR FUND-SCC 018 9304 (BATTLING BEES BOOKSTORE):							
18,150.00	0.00	18,150.00	1,854.36	804.36	14,395.64	1,900.00	89.53
=====							

Date: 10/07/16  
Time: 4:08 pm

MEDINA CITY SCHOOL DISTRICT  
Appropriation Account Summary  
SORTED BY FUND-SCC

Page: 6  
(APPSUM)

FYTD Appropriated	Prior FY Carryover Encumbrances	FYTD Expendable	FYTD Actual Expenditures	MTD Actual Expenditures	Current Encumbrances	FYTD Unencumbered Balance	FYTD Percent Exp/Enc
*****TOTAL FOR FUND-SCC 018 9305 (FLEXIBLE CREDIT FUND):							
0.00	0.00	0.00	240.11	240.11	0.00	240.11-	0.00
=====							
*****TOTAL FOR FUND-SCC 018 9901 (PUBLIC SCHOOL SUPPORT - INSTRUCTION DEPT.):							
8,200.00	1,145.29	9,345.29	743.37	0.00	3,299.27	5,302.65	43.26
=====							
*****TOTAL FOR FUND-SCC 018 9905 (PUBLIC SCHOOL SUPPORT/STUDENT SERVICES):							
0.00	4.45	4.45	533.03	533.03	4.45	533.03-	0.00
=====							
*****TOTAL FOR FUND-SCC 019 9017 (MCDAC GRANT FY17):							
82,368.00	0.00	82,368.00	16,493.79	11,406.58	0.00	65,874.21	20.02
=====							
*****TOTAL FOR FUND-SCC 019 9715 (FUEL UP - BLAKE):							
19.07	19.07	38.14	0.00	0.00	19.07	19.07	50.00
=====							
*****TOTAL FOR FUND-SCC 020 9001 (TRANSPORTATION ENTERPRISE):							
35,000.00	209.18	35,209.18	273.98	273.98	5,935.20	29,000.00	17.64
=====							
*****TOTAL FOR FUND-SCC 022 9000 (Unclaimed funds):							
10,000.00	0.00	10,000.00	2,000.00	0.00	8,000.00	0.00	100.00
=====							
*****TOTAL FOR FUND-SCC 024 9001 (MEDICAL AND DRUG/SELF INSURANCE FUNDS):							
7,345,213.00	5,959.84	7,351,172.84	1,787,389.24	535,216.37	1,065,657.10	4,498,126.50	38.81
=====							
*****TOTAL FOR FUND-SCC 024 9002 (DENTAL SELF INSURANCE FUNDS):							
650,000.00	0.00	650,000.00	162,488.89	54,408.93	0.00	487,511.11	25.00
=====							
*****TOTAL FOR FUND-SCC 024 9094 (FLEX PRO):							
8,500.00	0.00	8,500.00	3,049.20	2,032.80	0.00	5,450.80	35.87
=====							



Date: 10/07/16  
Time: 4:08 pm

MEDINA CITY SCHOOL DISTRICT  
Appropriation Account Summary  
SORTED BY FUND-SCC

Page: 7  
(APPSUM)

FYTD Appropriated	Prior FY Carryover Encumbrances	FYTD Expendable	FYTD Actual Expenditures	MTD Actual Expenditures	Current Encumbrances	FYTD Unencumbered Balance	FYTD Percent Exp/Enc
*****TOTAL FOR FUND-SCC 027 0000 (WORKMANS COMP.-SELF INS):							
190,000.00	0.00	190,000.00	4,773.15	319.90	97,108.90	88,117.95	53.62
=====							
*****TOTAL FOR FUND-SCC 071 9013 (LOCAL SALES TAX PERMANENT IMPROVEMENTS):							
2,837,587.50	28,511.34	2,866,098.84	803,373.56	601,945.74	200,770.78	1,861,954.50	35.04
=====							
*****TOTAL FOR FUND-SCC 200 9110 (GARFIELD STUDENT COUNCIL/K-KIDS CLUB):							
1,200.00	0.00	1,200.00	0.00	0.00	250.00	950.00	20.83
=====							
*****TOTAL FOR FUND-SCC 200 9121 (ELLA CANAVAN STUDENT COUNCIL):							
408.00	385.78	793.78	30.87	30.87	719.13	43.78	94.48
=====							
*****TOTAL FOR FUND-SCC 200 9185 (K-KIDS KIWANIS ACTIVITY CLUB-NORTHROP):							
1,000.00	0.00	1,000.00	0.00	0.00	1,000.00	0.00	100.00
=====							
*****TOTAL FOR FUND-SCC 200 9202 (CLAGGETT MIDDLE SCH. STUDENT COUNCIL):							
5,000.00	236.94	5,236.94	119.32	119.32	3,492.62	1,625.00	68.97
=====							
*****TOTAL FOR FUND-SCC 200 9205 (CLAGGETT MIDDLE SCH. BUILDERS CLUB):							
800.00	0.00	800.00	0.00	0.00	0.00	800.00	0.00
=====							
*****TOTAL FOR FUND-SCC 200 9209 (CLAGGETT MIDDLE SCHOOL DRAMA CLUB):							
5,000.00	0.00	5,000.00	0.00	0.00	5,000.00	0.00	100.00
=====							
*****TOTAL FOR FUND-SCC 200 9256 (DRAMA CLUB - ROOT M.S.):							
3,790.00	77.17	3,867.17	9.88	9.88	3,857.29	0.00	100.00
=====							
*****TOTAL FOR FUND-SCC 200 9258 (STUDENT COUNCIL - ROOT M.S.):							
990.00	182.96	1,172.96	0.00	0.00	232.96	940.00	19.86
=====							

Date: 10/07/16  
Time: 4:08 pm

MEDINA CITY SCHOOL DISTRICT  
Appropriation Account Summary  
SORTED BY FUND-SCC

Page: 8  
(APPSUM)

FYTD Appropriated	Prior FY Carryover Encumbrances	FYTD Expendable	FYTD Actual Expenditures	MTD Actual Expenditures	Current Encumbrances	FYTD Unencumbered Balance	FYTD Percent Exp/Enc
*****TOTAL FOR FUND-SCC 200 9301 (YOUNG AMERICANS FOR FREEDOM):							
1,000.00	0.00	1,000.00	0.00	0.00	50.00	950.00	5.00
=====							
*****TOTAL FOR FUND-SCC 200 9302 (ART CLUB):							
130.00	0.00	130.00	0.00	0.00	130.00	0.00	100.00
=====							
*****TOTAL FOR FUND-SCC 200 9305 (CHEMCLUB):							
300.00	0.00	300.00	0.00	0.00	290.00	10.00	96.67
=====							
*****TOTAL FOR FUND-SCC 200 9307 (CHOIR):							
30,000.00	7,451.10	37,451.10	3,678.87	0.00	33,772.23	0.00	100.00
=====							
*****TOTAL FOR FUND-SCC 200 9312 (DRAMA CLUB):							
36,500.00	0.00	36,500.00	41.70	0.00	36,000.00	458.30	98.74
=====							
*****TOTAL FOR FUND-SCC 200 9318 (GIRLS LEADERSHIP CLUB):							
1,200.00	0.00	1,200.00	255.00	0.00	945.00	0.00	100.00
=====							
*****TOTAL FOR FUND-SCC 200 9321 (KEY CLUB):							
10,000.00	0.00	10,000.00	47.99	0.00	9,850.00	102.01	98.98
=====							
*****TOTAL FOR FUND-SCC 200 9323 (MEDINAMITE):							
900.00	0.00	900.00	0.00	0.00	670.00	230.00	74.44
=====							
*****TOTAL FOR FUND-SCC 200 9324 (MEDINIAN):							
15,000.00	0.00	15,000.00	0.00	0.00	15,000.00	0.00	100.00
=====							
*****TOTAL FOR FUND-SCC 200 9325 (MUSIC - BAND):							
20,000.00	678.22	20,678.22	3,399.99	0.00	18,000.00	721.77-	103.49
=====							

Date: 10/07/16  
Time: 4:08 pm

MEDINA CITY SCHOOL DISTRICT  
Appropriation Account Summary  
SORTED BY FUND-SCC

Page: 9  
(APPSUM)

FYTD Appropriated	Prior FY Carryover Encumbrances	FYTD Expendable	FYTD Actual Expenditures	MTD Actual Expenditures	Current Encumbrances	FYTD Unencumbered Balance	FYTD Percent Exp/Enc
*****TOTAL FOR FUND-SCC 200 9326 (NATIONAL HONOR SOCIETY):							
2,850.00	0.00	2,850.00	0.00	0.00	2,850.00	0.00	100.00
=====							
*****TOTAL FOR FUND-SCC 200 9327 (ORCHESTRA):							
3,219.47	0.00	3,219.47	1,219.47	0.00	2,000.00	0.00	100.00
=====							
*****TOTAL FOR FUND-SCC 200 9332 (SPANISH CLUB):							
2,500.00	0.00	2,500.00	0.00	0.00	0.00	2,500.00	0.00
=====							
*****TOTAL FOR FUND-SCC 200 9333 (STUDENT COUNCIL):							
21,000.00	0.00	21,000.00	2,279.55	348.94	18,720.45	0.00	100.00
=====							
*****TOTAL FOR FUND-SCC 200 9335 (LATIN CLUB):							
1,600.00	0.00	1,600.00	49.81	0.00	1,550.19	0.00	100.00
=====							
*****TOTAL FOR FUND-SCC 200 9337 (AMERICAN SIGN LANGUAGE CLUB):							
74.31	0.00	74.31	0.00	0.00	0.00	74.31	0.00
=====							
*****TOTAL FOR FUND-SCC 200 9339 (SPEECH/DEBATE CLUB):							
33,500.00	41.50	33,541.50	2,348.00	2,348.00	9,693.50	21,500.00	35.90
=====							
*****TOTAL FOR FUND-SCC 200 9340 (S. A. D. D.):							
550.00	0.00	550.00	0.00	0.00	550.00	0.00	100.00
=====							
*****TOTAL FOR FUND-SCC 200 9346 (PENGUIN BOWL/NOSB):							
650.00	0.00	650.00	0.00	0.00	650.00	0.00	100.00
=====							
*****TOTAL FOR FUND-SCC 200 9350 (TECHNOLOGY CLUB):							
1,200.00	0.00	1,200.00	0.00	0.00	500.00	700.00	41.67
=====							



Date: 10/07/16  
Time: 4:08 pm

MEDINA CITY SCHOOL DISTRICT  
Appropriation Account Summary  
SORTED BY FUND-SCC

Page: 10  
(APPSUM)

FYTD Appropriated	Prior FY Carryover Encumbrances	FYTD Expendable	FYTD Actual Expenditures	MTD Actual Expenditures	Current Encumbrances	FYTD Unencumbered Balance	FYTD Percent Exp/Enc
*****TOTAL FOR FUND-SCC 200 9352 (VIDEO CLUB - SR HI):							
7,000.00	0.00	7,000.00	1,063.41	204.00	5,936.59	0.00	100.00
=====							
*****TOTAL FOR FUND-SCC 200 9353 (CHINESE CLUB):							
250.00	0.00	250.00	0.00	0.00	250.00	0.00	100.00
=====							
*****TOTAL FOR FUND-SCC 200 9355 (GAY STRAIGHT ALLIANCE):							
500.00	0.00	500.00	0.00	0.00	500.00	0.00	100.00
=====							
*****TOTAL FOR FUND-SCC 200 9380 (V O F T):							
39,000.00	0.00	39,000.00	434.42	0.00	37,000.00	1,565.58	95.99
=====							
*****TOTAL FOR FUND-SCC 200 9412 (CLASS OF 2012):							
2,660.00	0.00	2,660.00	0.00	0.00	0.00	2,660.00	0.00
=====							
*****TOTAL FOR FUND-SCC 200 9413 (CLASS OF 2013):							
715.00	0.00	715.00	0.00	0.00	0.00	715.00	0.00
=====							
*****TOTAL FOR FUND-SCC 200 9414 (CLASS OF 2014):							
360.00	0.00	360.00	0.00	0.00	0.00	360.00	0.00
=====							
*****TOTAL FOR FUND-SCC 200 9415 (CLASS OF 2015):							
960.00	0.00	960.00	0.00	0.00	0.00	960.00	0.00
=====							
*****TOTAL FOR FUND-SCC 200 9416 (CLASS OF 2016):							
2,500.00	0.00	2,500.00	147.58	0.00	0.00	2,352.42	5.90
=====							
*****TOTAL FOR FUND-SCC 200 9417 (CLASS OF 2017):							
4,500.00	530.80	5,030.80	1,263.51	0.00	3,399.47	367.82	92.69
=====							

Date: 10/07/16  
Time: 4:08 pm

MEDINA CITY SCHOOL DISTRICT  
Appropriation Account Summary  
SORTED BY FUND-SCC

Page: 11  
(APPSUM)

FYTD Appropriated	Prior FY Carryover Encumbrances	FYTD Expendable	FYTD Actual Expenditures	MTD Actual Expenditures	Current Encumbrances	FYTD Unencumbered Balance	FYTD Percent Exp/Enc
*****TOTAL FOR FUND-SCC 200 9418 (CLASS OF 2018):							
16,350.00	0.00	16,350.00	0.00	0.00	4,100.00	12,250.00	25.08
=====							
*****TOTAL FOR FUND-SCC 200 9419 (CLASS OF 2019):							
50.00	0.00	50.00	0.00	0.00	50.00	0.00	100.00
=====							
*****TOTAL FOR FUND-SCC 200 9420 (CLASS OF 2020):							
50.00	0.00	50.00	0.00	0.00	0.00	50.00	0.00
=====							
*****TOTAL FOR FUND-SCC 300 0000 (ATHLETIC FUND):							
358,862.50	36,785.87	395,648.37	116,497.94	32,554.64	87,611.86	191,538.57	51.59
=====							
*****TOTAL FOR FUND-SCC 300 9110 (GARFIELD FIELD TRIPS):							
4,600.00	0.00	4,600.00	0.00	0.00	0.00	4,600.00	0.00
=====							
*****TOTAL FOR FUND-SCC 300 9120 (CANAVAN FIELD TRIP):							
7,898.00	0.00	7,898.00	0.00	0.00	1,478.00	6,420.00	18.71
=====							
*****TOTAL FOR FUND-SCC 300 9130 (FENN FIELD TRIPS):							
7,000.00	0.00	7,000.00	0.00	0.00	7,000.00	0.00	100.00
=====							
*****TOTAL FOR FUND-SCC 300 9140 (HERITAGE FIELD TRIPS):							
5,125.00	0.00	5,125.00	0.00	0.00	5,000.00	125.00	97.56
=====							
*****TOTAL FOR FUND-SCC 300 9160 (BLAKE FIELD TRIPS):							
7,075.00	0.00	7,075.00	0.00	0.00	0.00	7,075.00	0.00
=====							
*****TOTAL FOR FUND-SCC 300 9170 (WAITE FIELD TRIPS):							
8,300.00	0.00	8,300.00	0.00	0.00	8,300.00	0.00	100.00
=====							

Date: 10/07/16  
Time: 4:08 pm

MEDINA CITY SCHOOL DISTRICT  
Appropriation Account Summary  
SORTED BY FUND-SCC

Page: 12  
(APPSUM)

FYTD Appropriated	Prior FY Carryover Encumbrances	FYTD Expendable	FYTD Actual Expenditures	MTD Actual Expenditures	Current Encumbrances	FYTD Unencumbered Balance	FYTD Percent Exp/Enc
*****TOTAL FOR FUND-SCC 300 9180 (NORTHROP FIELD TRIPS):							
5,875.00	0.00	5,875.00	0.00	0.00	2,800.00	3,075.00	47.66
=====							
*****TOTAL FOR FUND-SCC 300 9201 (CLAGGETT MIDDLE SCH. BAND FUND):							
33,000.00	600.00	33,600.00	4,015.23	358.83	4,000.00	25,584.77	23.85
=====							
*****TOTAL FOR FUND-SCC 300 9208 (CLAGGETT - 6TH GRADE TRIPS):							
154,000.00	84.00	154,084.00	0.00	0.00	98,265.00	55,819.00	63.77
=====							
*****TOTAL FOR FUND-SCC 300 9250 (ROOT M.S. BAND FUND):							
17,600.00	0.00	17,600.00	3,108.51	187.08	2,870.95	11,620.54	33.97
=====							
*****TOTAL FOR FUND-SCC 300 9253 (ROOT M.S. BEEHIVE):							
500.00	100.00	600.00	0.00	0.00	100.00	500.00	16.67
=====							
*****TOTAL FOR FUND-SCC 300 9258 (ROOT - DISTRICT SUPERVISED ACTIVITIES):							
114,318.00	0.00	114,318.00	98,900.00	87,550.00	3,325.00	12,093.00	89.42
=====							
*****TOTAL FOR FUND-SCC 300 9302 (BOYS VOLLEYBALL):							
5,000.00	600.00	5,600.00	600.00	0.00	2,500.00	2,500.00	55.36
=====							
*****TOTAL FOR FUND-SCC 300 9303 (HUDDLE/SHUDDLE):							
1,420.00	0.00	1,420.00	60.62	0.00	1,289.38	70.00	95.07
=====							
*****TOTAL FOR FUND-SCC 300 9304 (LINK CREW):							
4,000.00	0.00	4,000.00	0.00	0.00	4,000.00	0.00	100.00
=====							
*****TOTAL FOR FUND-SCC 300 9305 (MHS DANCE TEAM):							
2,900.00	0.00	2,900.00	0.00	0.00	0.00	2,900.00	0.00
=====							



Date: 10/07/16  
Time: 4:08 pm

MEDINA CITY SCHOOL DISTRICT  
Appropriation Account Summary  
SORTED BY FUND-SCC

Page: 13  
(APPSUM)

FYTD Appropriated	Prior FY Carryover Encumbrances	FYTD Expendable	FYTD Actual Expenditures	MTD Actual Expenditures	Current Encumbrances	FYTD Unencumbered Balance	FYTD Percent Exp/Enc
*****TOTAL FOR FUND-SCC 300 9306 (MHS - DISTRICT SUPERVISED ACTIVITIES):							
200.00	0.00	200.00	0.00	0.00	0.00	200.00	0.00
=====							
*****TOTAL FOR FUND-SCC 300 9334 (BEEHIVE CAFE):							
13,550.00	1,052.37	14,602.37	4,044.70	438.44	9,120.13	1,437.54	90.16
=====							
*****TOTAL FOR FUND-SCC 300 9390 (GLOBAL TRIPS):							
1,500.00	0.00	1,500.00	0.00	0.00	0.00	1,500.00	0.00
=====							
*****TOTAL FOR FUND-SCC 401 9016 (AUXILIARY FUNDS/ST FRANCIS):							
23,036.26	49,817.56	72,853.82	65,406.27	10,480.29	3,161.75	4,285.80	94.12
=====							
*****TOTAL FOR FUND-SCC 401 9017 (AUXILIARY FUNDS/ST FRANCIS):							
402,605.37	0.00	402,605.37	14,075.75	9,384.11	0.00	388,529.62	3.50
=====							
*****TOTAL FOR FUND-SCC 401 9026 (AUX FUNDS NURTURY):							
5,863.05	300.00	6,163.05	509.00	209.00	0.00	5,654.05	8.26
=====							
*****TOTAL FOR FUND-SCC 401 9027 (AUX FUNDS NURTURY):							
15,517.98	0.00	15,517.98	0.00	0.00	0.00	15,517.98	0.00
=====							
*****TOTAL FOR FUND-SCC 401 9036 (AUX FUNDS MCA):							
1,911.13	28,877.64	30,788.77	28,055.79	683.57	2,666.40	66.58	99.78
=====							
*****TOTAL FOR FUND-SCC 401 9037 (AUX FUNDS MCA):							
134,489.16	0.00	134,489.16	10,896.83	10,896.83	6,730.41	116,861.92	13.11
=====							
*****TOTAL FOR FUND-SCC 401 9046 (AUX FUNDS KIDS COUNTRY):							
678.89	7,455.97	8,134.86	6,659.78	0.00	797.50	677.58	91.67
=====							

Date: 10/07/16  
Time: 4:08 pm

MEDINA CITY SCHOOL DISTRICT  
Appropriation Account Summary  
SORTED BY FUND-SCC

Page: 14  
(APPSUM)

FYTD Appropriated	Prior FY Carryover Encumbrances	FYTD Expendable	FYTD Actual Expenditures	MTD Actual Expenditures	Current Encumbrances	FYTD Unencumbered Balance	FYTD Percent Exp/Enc
*****TOTAL FOR FUND-SCC 401 9047 (AUX FUNDS KIDS COUNTRY):							
8,621.10	0.00	8,621.10	0.00	0.00	0.00	8,621.10	0.00
=====							
*****TOTAL FOR FUND-SCC 401 9066 (SM WONDERS):							
1,644.12	0.00	1,644.12	0.00	0.00	0.00	1,644.12	0.00
=====							
*****TOTAL FOR FUND-SCC 463 9016 (ALT ED):							
3,496.81	0.00	3,496.81	0.00	0.00	0.00	3,496.81	0.00
=====							
*****TOTAL FOR FUND-SCC 463 9017 (ALT ED):							
41,553.00	0.00	41,553.00	5,497.80	3,668.24	0.00	36,055.20	13.23
=====							
*****TOTAL FOR FUND-SCC 516 9015 (TITLE VI-B):							
2,690.82	0.00	2,690.82	0.00	0.00	0.00	2,690.82	0.00
=====							
*****TOTAL FOR FUND-SCC 516 9016 (TITLE VI-B):							
218,413.22	96,097.31	314,510.53	185,675.92	512.06	440.00	128,394.61	59.18
=====							
*****TOTAL FOR FUND-SCC 516 9017 (TITLE VI-B):							
1,424,203.33	0.00	1,424,203.33	160,381.32	101,983.28	78,154.12	1,185,667.89	16.75
=====							
*****TOTAL FOR FUND-SCC 551 9117 (TITLE III LEP):							
11,219.47	0.00	11,219.47	7,837.50	0.00	7,837.50	4,455.53-	139.71
=====							
*****TOTAL FOR FUND-SCC 572 9016 (TITLE I):							
84,179.28	75,436.18	159,615.46	77,580.20	316.47	9,801.33	72,233.93	54.75
=====							
*****TOTAL FOR FUND-SCC 572 9017 (TITLE I):							
574,445.08	0.00	574,445.08	56,304.98	37,954.12	16,236.65	501,903.45	12.63
=====							

Date: 10/07/16  
Time: 4:08 pm

MEDINA CITY SCHOOL DISTRICT  
Appropriation Account Summary  
SORTED BY FUND-SCC

Page: 15  
(APPSUM)

FYTD Appropriated	Prior FY Carryover Encumbrances	FYTD Expendable	FYTD Actual Expenditures	MTD Actual Expenditures	Current Encumbrances	FYTD Unencumbered Balance	FYTD Percent Exp/Enc
*****TOTAL FOR FUND-SCC 572 9116 (TITLE I-D):							
106,389.21	4,450.69	110,839.90	16,770.17	5,103.36-	0.00	94,069.73	15.13
=====							
*****TOTAL FOR FUND-SCC 572 9117 (TITLE I-D):							
86,826.59	0.00	86,826.59	6,492.26	3,638.98	5,000.00	75,334.33	13.24
=====							
*****TOTAL FOR FUND-SCC 587 9016 (PRESCHOOL):							
16,961.68	1,827.00	18,788.68	3,069.32	0.00	0.00	15,719.36	16.34
=====							
*****TOTAL FOR FUND-SCC 587 9017 (PRESCHOOL):							
32,768.05	0.00	32,768.05	3,140.34	2,372.98	1,009.27	28,618.44	12.66
=====							
*****TOTAL FOR FUND-SCC 590 9016 (TITLE II-A):							
11,429.03	10,349.58	21,778.61	19,775.87	27,121.39-	0.00	2,002.74	90.80
=====							
*****TOTAL FOR FUND-SCC 590 9017 (TITLE II-A):							
134,055.53	0.00	134,055.53	25,213.60	9,742.15	3,350.98	105,490.95	21.31
=====							
*****TOTAL FOR FUND-SCC 599 9016 (CHILD NUTRITION SCHOOL EQUIPMENT GRANT):							
0.00	6,500.00	6,500.00	6,170.74	6,170.74	0.00	329.26	94.93
=====							
*****GRAND TOTALS:							
101,513,437.23	1,790,888.83	103,304,326.06	24,533,633.20	7,956,677.04	5,118,940.11	73,651,752.75	28.70
=====							



# GENERAL FUND-TRUE DAYS CASH

Includes Emergency Levy

