

# Medina City Schools

## General Fund Analysis

### August 31, 2017

	2016-2017 Original Estimate (1)	Y-T-D Actual July 2016 - June 2017 (2)	Percent	Variance (3)
Beginning Balance - July 1, 2017		53,851,830.20		0.00
General Fund	39,370,833.97			
Other Funds - Emergency Levy	14,480,996.23			
Revenue	<u>76,914,005.58</u>	<u>26,556,636.10</u>	<u>34.5%</u>	<u>50,357,369.48</u>
	<b>76,914,005.58</b>	<b>26,556,636.10</b>		<b>50,357,369.48</b>
Expenditures	76,147,614.00	12,542,708.72	16.5%	63,604,905.28
Encumbrance	946,300.00	2,423,147.95		-1,476,847.95
	<u><b>77,093,914.00</b></u>	<u><b>14,965,856.67</b></u>		<u><b>62,128,057.33</b></u>
Ending Balance - June 30, 2018	53,671,921.78	65,442,609.63		-11,770,687.85

Original Estimate revenue, expenditure and encumbrance taken from May 2017 five-year forecast  
plus Return of Advances issued June 2017.  
Includes November 2013 Emergency Levy

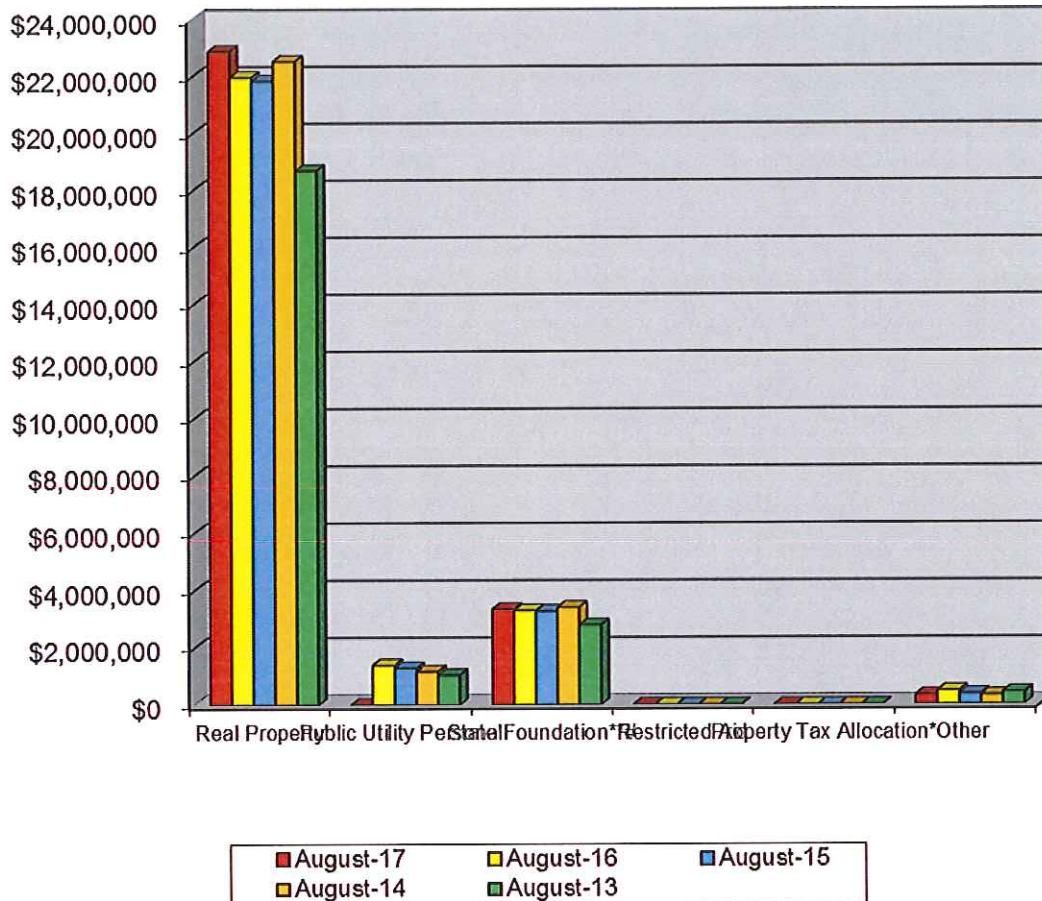
# General Fund Summary

August 2017

## Revenues

1. Real Property Taxes – Total Real Property Taxes received from the beginning of the fiscal year until August 31, 2017 is \$22,881,620.00. This is an increase of 4.2% above last year's taxes received at this time. This is due to the final settlement being posted in August last year moving monies into Public Utility Personal Property. \$5,401,770.00 was collected in August.
2. Public Utility Personal Property Taxes – Total Public Utility Personal Property Taxes received from the beginning of the fiscal year until August 31, 2017 is \$-0-. These monies are distributed upon settlement from the County Auditor. The amounts are listed in a separate line for State and five-year forecasting purposes. \$-0- has been transferred upon property tax settlement.
3. State Foundation – State Foundation monies received from the State of Ohio from the beginning of the fiscal year until August 31, 2017 total \$3,337,836.06. This is an increase of 1.4% above last year's foundation money received at this time. This includes \$183,904.05 from Casino revenues for the year. \$1,775,710.39 was collected in August.
4. Restricted Aid – Restricted Aid monies are for Career Tech funding. Monies received from the beginning of the fiscal year until August 31, 2017 total \$5,482.58. \$2,757.90 was collected in August.
5. Homestead and Rollback – Monies received from the State of Ohio from the beginning of the fiscal year until August 31, 2017 total \$-0-. Receipts are based upon the real property taxes collected and Homestead filings with the County Auditor. These revenues also include monies for personal property tax loss reimbursement from the State. The State will again be reducing the distribution of personal property tax loss reimbursement for the schools and will distribute these monies in November and May. \$-0- was collected in August.
6. Other – Other monies received from the beginning of the fiscal year until August 31, 2017 total \$331,697.46. This is a decrease of 30.4% below last year at this time and is due to Open Enrollment, Gains/Losses on Investments, Rent, Parking Fees, Donations, Miscellaneous Revenues, Field Trip Revenues, and Refund of Prior Years Expenditures. \$84,975.18 was collected in August.

## General Fund Revenue



	August-17	August-16	August-15	August-14	August-13	Current Forecast
Real Property	\$22,881,620	\$21,963,304	\$21,829,340	\$22,522,726	\$18,685,271	\$47,651,143
Public Utility Personal	\$0	\$1,384,942	\$1,278,953	\$1,162,428	\$1,036,985	\$3,021,813
State Foundation**#	\$3,337,836	\$3,291,950	\$3,268,773	\$3,404,209	\$2,792,190	\$20,662,619
Restricted Aid	\$5,483	\$2,499	\$944	\$1,058	\$5,685	\$81,792
Property Tax Allocation*	\$0	\$0	\$0	\$0	\$0	\$6,129,771
Other	\$331,697	\$476,521	\$368,558	\$322,253	\$425,591	\$3,037,726
<b>Total</b>	<b>\$26,556,636</b>	<b>\$27,119,216</b>	<b>\$26,746,569</b>	<b>\$27,412,674</b>	<b>\$22,945,722</b>	<b>\$80,584,864</b>
State %	12.6%	12.1%	12.2%	12.4%	12.2%	

\* Includes Homestead/Rollback, Tangible Personal Property Tax Fixed Rate Loss Reimbursement and Electric Deregulation.

\*\* Includes Casino Revenue in State Foundation beginning January 2013 and Economic Disadvantaged Funding in November 2013.

# Includes a one time Hold Harmless on TPP in May 2016



# General Fund Summary

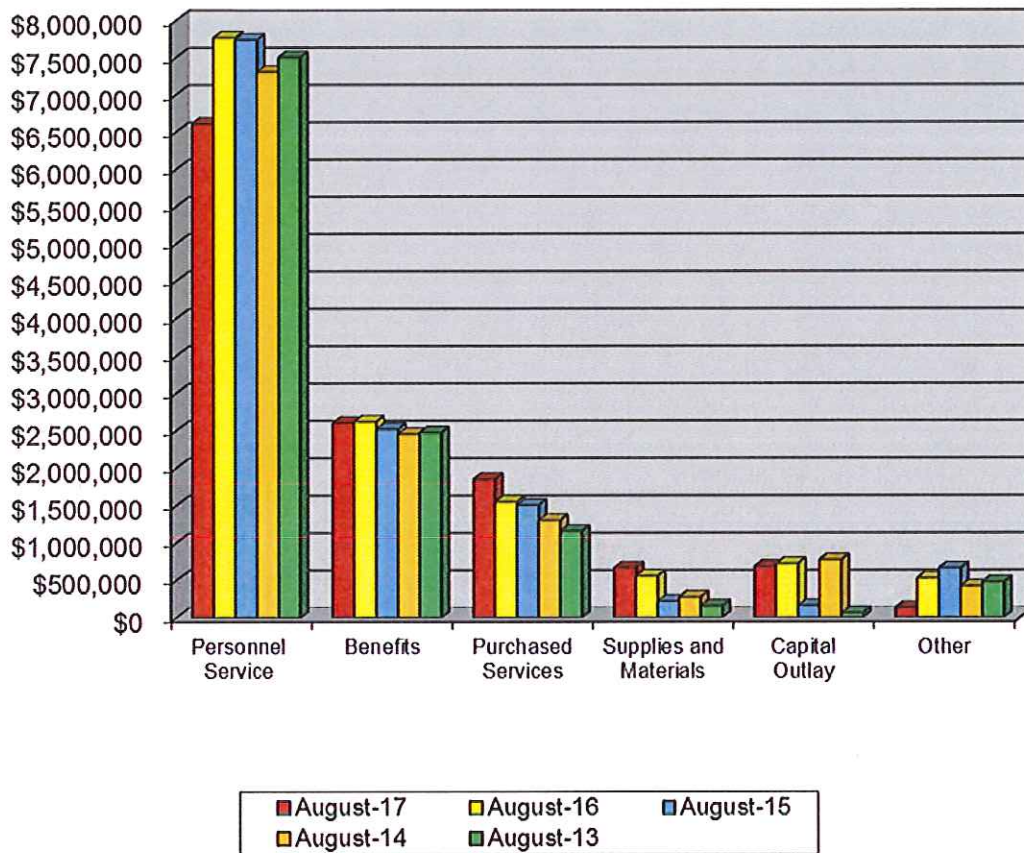
August 2017

## Expenditures

1. Personnel Services– The costs for personnel services for the School District from the beginning of the fiscal year until August 31, 2017 was \$6,611,195.32. This was a decrease of 14.8% below last year at this time. We are still one payment in the fiscal year behind last fiscal year. \$3,344,922.83 was spent in August.
2. Benefits – The cost for benefits for the School District from the beginning of the fiscal year until August 31, 2017 was \$2,601,710.03. This was a decrease of 0.7% below last year at this time. \$1,300,694.13 was spent in August.
3. Purchased Services – The cost for purchased services for the district from the beginning of the fiscal year until August 31, 2017 total \$1,850,487.80. This was a 19.5% increase above last year at this time. \$1,172,731.12 was spent in August. Professional Services, Nursing Services, Legal Services, GAAP Conversion, Garbage Removal, Property/Fleet Insurance, Travel, Telephone, Tuition, Open Enrollment, and Other Tuition account for the increase.
4. Supplies and Materials – The cost for supplies and materials for the district from the beginning of the fiscal year until August 31, 2017 total \$663,163.53. This was a 18.9% increase above last year at this time. \$557,851.11 was spent in August. General Supplies, and Textbooks account for this increase.
5. Capital Outlay – The cost for capital outlay for the district from the beginning of the fiscal year until August 31, 2017 total \$685,552.45. This was a 5.1% decrease below last year at this time and was mainly due to Technology Equipment. \$217,246.68 was spent in August.
6. Other – The cost of other expenditures excluding transfers for the district was \$130,599.59 for the fiscal year until August 31, 2017. This was a 75.3% decrease below last year at this time. \$101,447.42 was spent in August. Auditor Dues/Fees make up the majority of this decrease.

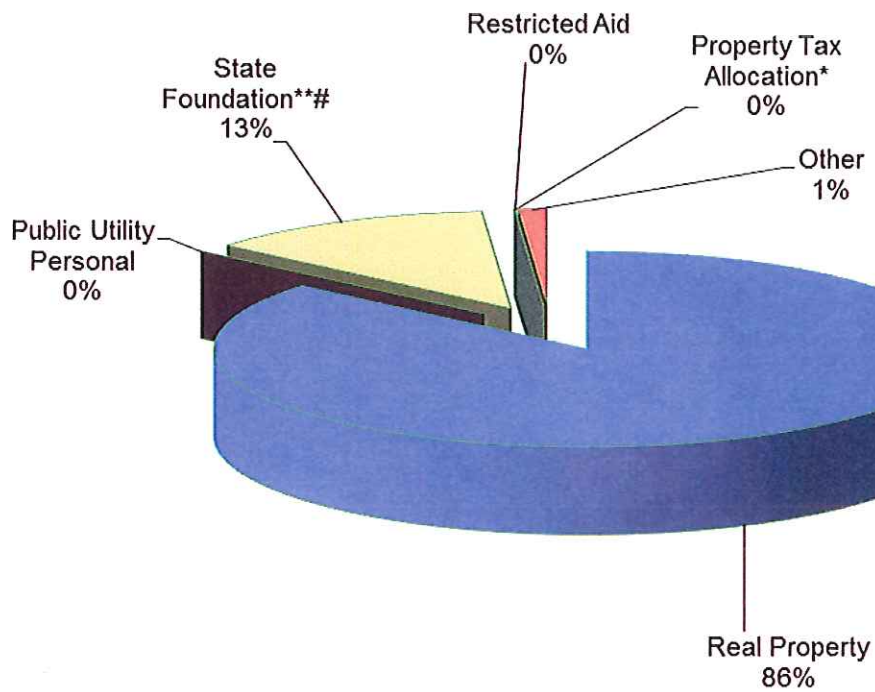


## General Fund Expenditures

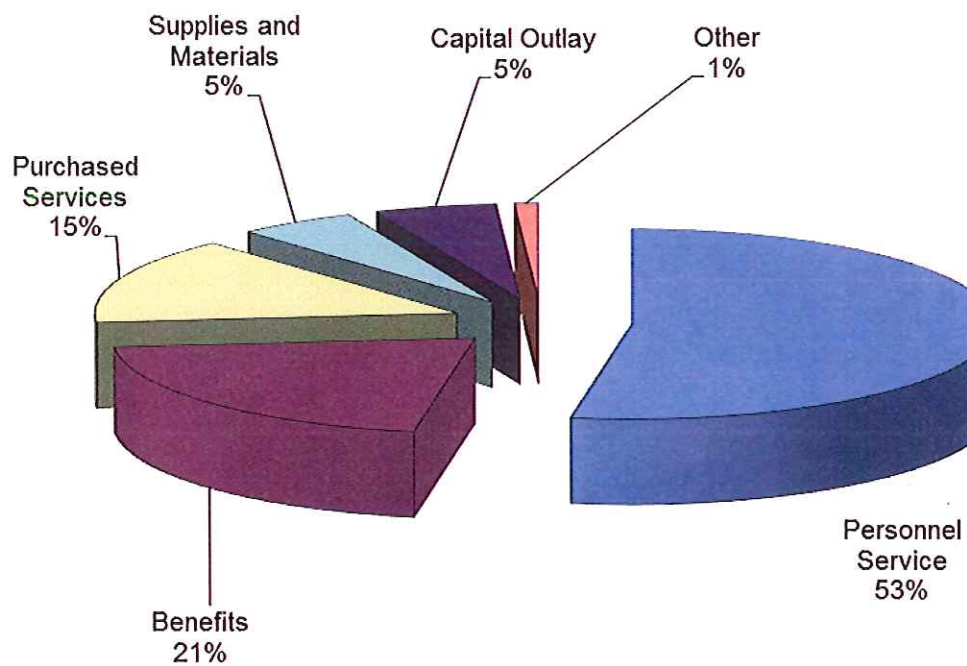


	August-17	August-16	August-15	August-14	August-13	Current Forecast
Personnel Service	\$6,611,195	\$7,766,914	\$7,738,770	\$7,306,059	\$7,503,372	\$44,412,755
Benefits	\$2,601,710	\$2,620,629	\$2,521,158	\$2,454,295	\$2,473,620	\$15,752,904
Purchased Services	\$1,850,488	\$1,549,111	\$1,504,088	\$1,301,308	\$1,156,481	\$9,321,752
Supplies and Materials	\$663,164	\$557,724	\$220,148	\$274,939	\$156,805	\$1,807,524
Capital Outlay	\$685,552	\$722,161	\$159,646	\$772,166	\$61,809	\$1,089,300
Other	\$130,600	\$529,147	\$658,959	\$420,459	\$474,121	\$1,741,027
Transfers and Adv., Etc.	\$0	\$50	\$0	\$0	\$0	\$493,894
Other than Debt						
Total	\$12,542,709	\$13,745,735	\$12,802,769	\$12,529,226	\$11,826,208	\$74,619,156

## Current General Fund Revenue



## Current General Fund Expenditures



August 2017

## MEDINA CITY SCHOOLS BANK REC

Balance  
3,242,319.05

## Bank Balance - Regular Account

Petty Cash	
Financial Checks Outstanding	973,094.31
Worker Comp Outstanding	399.65
Flex O/S Checks	43.40
Payroll Checks Outstanding	45,576.25
	<hr/>
	(1,019,113.61)

2,223,205.44

Flex Spending Bank Acct 21,422.52

## Investments:

Sweep Account	0.00		
Redtree Investments	22,698,955.62		
T. Rowe - Collins	328,716.65		597,340.61
T. Rowe - Bushman	0.00	328,716.65	5,062.44
Seudder -Collins	268,623.96		602,403.05
Seudder - Bushman	5,062.44	273,686.40	
Kanehl Stocks	5,803.02	602,403.05	
Star Ohio (22923)	48,625,591.02		
		48,625,591.02	
Star Plus 104791113939	0.00		
Multi-Bank Securities	4,460,639.15		
Fifth Third Securities	9,664,757.76		
Fifth Third Money Market	46,818.96		
Fifth Third Treasuries			

Total 86,104,968.58 86,104,968.58 88,349,596.54

## Adjustments

Deposits in Transit	8,714.85
Expenses not posted	(3,698.55)
Other adjustments (see below)	0.00
Total	<hr/> 5,016.30

88,354,612.84

MCSD Balance

88,354,612.84

Difference Between Bank vs. Book

0.00

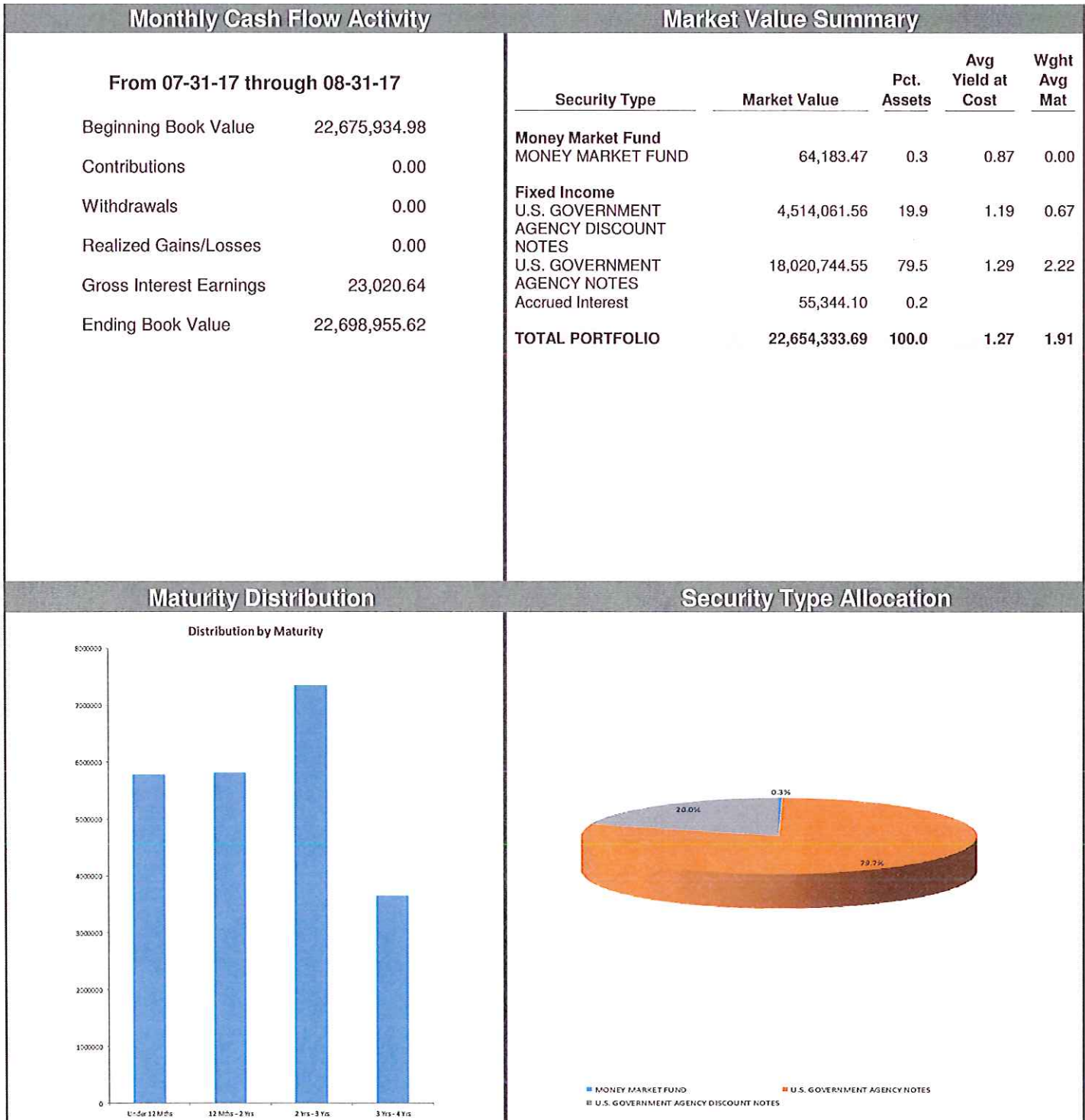


# MEDINA CITY SCHOOLS

## SALES TAX UPDATE

Date	Sales Tax Description	Receipts	Expenditures	Balance
July 1, 2017	Beginning Balance (071) Sales Tax and (002-9012) Bond			\$3,232,044.11
July	6 Month Asbestos Surveillance Inspection and Reports		\$525.00	\$3,231,519.11
	Dell, Inc. Poweredge R330		\$22,608.00	\$3,208,911.11
	Paving Program		\$5,555.46	\$3,203,355.65
	Tennis Court Improvements		\$3,555.46	\$3,199,800.19
	VP-16 16 Port Analog IP Video Encoders		\$8,995.00	\$3,190,805.19
	4th Quarter Fleet Master Lease Agreement		\$9,110.24	\$3,181,694.95
	Concept Develop and Schem Design/Design Phase and Const		\$4,417.00	\$3,177,277.95
	Sales Tax Distribution	\$718,991.15		\$3,896,269.10
August	Turf Replacement		\$449,510.00	\$3,446,759.10
	Flex Flip Tables		\$8,461.00	\$3,438,298.10
	Paving Program		\$500.00	\$3,437,798.10
	Mesh Black Chairs		\$2,524.76	\$3,435,273.34
	Remove and Replace Conrete Stoop/Step at Entrance to Locker Room		\$2,100.00	\$3,433,173.34
	1st Quarter Fleet Master Lease Agreement		\$9,110.24	\$3,424,063.10
	Lavor and Materials/Fixture Relamping		\$57,780.00	\$3,366,283.10
	Romove and Replace 525 Sq. Ft. of Concrete at Heritage		\$4,100.00	\$3,362,183.10
	Black Chairs		\$9,017.00	\$3,353,166.10
	Freight Charges/Anchor Bracket System		\$60.00	\$3,353,106.10
	Labor and Materials for Garfield Cupola Repair		\$61,880.39	\$3,291,225.71
	Claggett Door Replacement		\$1,675.00	\$3,289,550.71
	District Paving Program		\$57,952.04	\$3,231,598.67
	Fiscal Year Totals	\$718,991.15	\$719,436.59	

**Monthly Investment Summary**  
**Medina City School District**  
**US Bank Custodian Acct Ending x70982**  
 August 31, 2017



Disclosures: RedTree's internal accounting system is the source of the market value of above account. Although obtained from a reliable source, we cannot guarantee accuracy. You should review statements provided by the custodian and compare with these statements.

**Portfolio Holdings Report  
Medina City School District  
US Bank Custodian Acct Ending x70982  
August 31, 2017**

Quantity	Cusip	Security Description	Moody's	S&P	Cost Basis	Market Value	Yield at Cost	Wtd Maturity
<b>U.S. GOVERNMENT AGENCY NOTES</b>								
1,270,000	3134G9N60	Federal Home Ln Mtg 1.000% Due 07-27-18	Aaa	AA+	1,270,000.00	1,267,212.35	1.00	0.90
1,085,000	3135G0G72	Federal Natl Mtg Assoc 1.125% Due 12-14-18	Aaa	AA+	1,083,730.55	1,082,575.02	1.19	1.27
2,220,000	3137EADZ9	Federal Home Ln Mtg 1.125% Due 04-15-19	Aaa	AA+	2,219,267.40	2,212,729.50	1.14	1.60
2,500,000	3135G0K93	Federal Natl Mtg Assoc 1.250% Due 06-28-19	Aaa	AA+	2,500,000.00	2,492,432.50	1.25	1.80
2,180,000	3130A9EP2	Federal Home Ln Bank 1.000% Due 09-26-19	Aaa	AA+	2,179,753.60	2,161,456.92	1.00	2.03
2,420,000	3136G2RQ2	Federal Natl Mtg Assoc 1.400% Due 10-29-19	Aaa	AA+	2,420,000.00	2,398,350.68	1.40	2.11
1,270,000	3136G3J71	Federal Natl Mtg Assoc 1.420% Due 07-27-20	Aaa	AA+	1,270,000.00	1,261,972.33	1.42	2.83
1,520,000	3136G35C5	Federal Natl Mtg Assoc 1.400% Due 08-28-20	Aaa	AA+	1,520,000.00	1,507,590.72	1.40	2.92
2,130,000	3136G4AL7	Federal Natl Mtg Assoc 1.500% Due 09-30-20	Aaa	AA+	2,130,000.00	2,114,676.78	1.50	2.98
1,545,000	3136G34Y8	Federal Natl Mtg Assoc 1.600% Due 08-24-21	Aaa	AA+	1,545,000.00	1,521,747.75	1.60	3.83
Accrued Interest						55,344.10		
					18,137,751.55	18,076,088.66	1.29	2.22
<b>U.S. GOVERNMENT AGENCY DISCOUNT NOTES</b>								
1,660,000	313385UH7	Federal Home Ln Bank Discount Note 0.000% Due 03-16-18	P-1	A-1+	1,641,654.69	1,649,877.32	1.12	0.54
1,075,000	313385WH5	Federal Home Ln Bank Discount Note 0.000% Due 05-03-18	P-1	A-1+	1,062,663.18	1,066,548.35	1.15	0.68
1,815,000	313313YC6	Federal Farm Credit Discount Note 0.000% Due 06-15-18	P-1	A-1+	1,792,702.73	1,797,635.89	1.28	0.79
					4,497,020.60	4,514,061.56	1.19	0.67
<b>MONEY MARKET FUND</b>								
USBMMF		First American Treasury Obligations Fund			64,183.47	64,183.47	0.87	
<b>TOTAL PORTFOLIO</b>					22,698,955.62	22,654,333.69	1.27	1.91



**GROSS INTEREST INCOME**  
**Medina City School District**  
**US Bank Custodian Acct Ending x70982**  
 From 08-01-17 Through 08-31-17

<u>Ex-Date</u>	<u>Pay-Date</u>	<u>Security</u>	<u>Amount</u>
<b>U.S. GOVERNMENT AGENCY NOTES</b>			
08-24-17	08-24-17	Federal Natl Mtg Assoc 1.600% Due 08-24-21	12,360.00
08-28-17	08-28-17	Federal Natl Mtg Assoc 1.400% Due 08-28-20	10,640.00
			<hr/> 23,000.00
<b>MONEY MARKET FUND</b>			
08-01-17	08-01-17	First American Treasury Obligations Fund	20.64
<b>GROSS INCOME</b>			<hr/> <b>23,020.64</b>

Purchase and Sale  
Medina City School District  
US Bank Custodian Acct Ending x70982

From 08-01-17 To 08-31-17

Trade Date	Settle Date	Quantity	Security	Unit Price	Amount
---------------	----------------	----------	----------	---------------	--------

No transactions were found!

**Realized Gains/Losses**  
**Medina City School District**  
**US Bank Custodian Acct Ending x70982**  
 From 08-01-17 Through 08-31-17

Open Date	Close Date	Quantity	Security	Cost Basis	Proceeds	Gain Or Loss	
						Short Term	Long Term
TOTAL GAINS						0.00	0.00
TOTAL LOSSES						0.00	0.00
TOTAL REALIZED GAIN/LOSS		0.00		0.00	0.00	0.00	0.00



ENV# CEBDLWHTBBHJTVJ\_BBBBB  
FIFTH THIRD SECURITIES, INC.  
MD 1MOB2A  
5050 KINGSLEY DRIVE  
CINCINNATI, OH 45263

MEDINA CITY SCHOOLS  
DAVID CHAMBERS  
739 WEYMOUTH RD  
MEDINA OH 44256



---

STATEMENT FOR THE PERIOD AUGUST 1, 2017 TO AUGUST 31, 2017

MEDINA CITY SCHOOLS - Corporation  
Account Number: [REDACTED]

---

By the courtesy of:  
LEE/CARTER/SAVAGE

For questions about your accounts:  
Local: 614 744 5496  
National: 800 228 8852

---

**TOTAL VALUE OF YOUR PORTFOLIO** **\$9,711,576.72**  
*Your portfolio contains unpriced positions. Refer to Holdings in this statement for more information.*

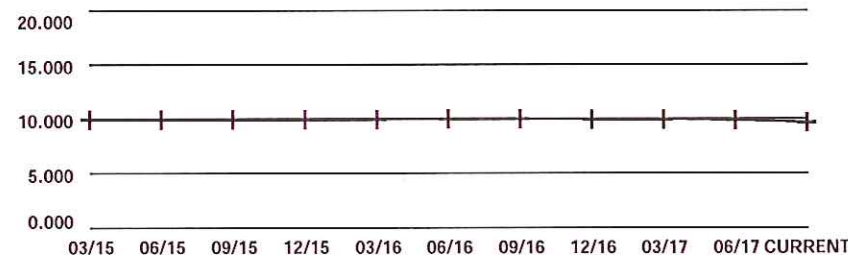
---

**FOR YOUR INFORMATION**

Fifth Third Securities, Inc. Investments offered through Fifth Third Securities, Inc., member  
FINRA/SIPC

---

**CHANGE IN VALUE OF YOUR PORTFOLIO**  
\$ millions



*Change In Value Of Your Portfolio information can be found in Miscellaneous Footnotes at the end of this statement.*

Fifth Third Securities, Inc.

MN\_CEBDLWHTBBHJTVJ\_BBBBB 20170831

Account carried with National Financial Services LLC, Member  
NYSE, SIPC

Statement for the Period August 1, 2017 to August 31, 2017

MEDINA CITY SCHOOLS - Corporation  
Account Number: [REDACTED]



## Account Overview

CHANGE IN ACCOUNT VALUE	Current Period	Year-to-Date
BEGINNING VALUE	\$9,983,031.19	\$9,982,669.94
Additions and Withdrawals	(\$39,674.90)	(\$102,391.21)
Income	\$15,533.45	\$101,654.61
Taxes, Fees and Expenses	\$0.00	\$0.00
Change in Value	(\$247,313.02)	(\$270,356.62)
ENDING VALUE (AS OF 08/31/17)	\$9,711,576.72	\$9,711,576.72


Refer to Miscellaneous Footnotes for more information on Change in Value.

INCOME	Current Period	Year-to-Date
TAXABLE		
Taxable Dividends	\$46.36	\$480.94
Taxable Interest	\$15,487.09	\$101,173.67
TOTAL TAXABLE	\$15,533.45	\$101,654.61
TOTAL INCOME	\$15,533.45	\$101,654.61

Taxable income is determined based on information available to NFS at the time the statement was prepared, and is subject to change. Final information on taxation of interest and dividends is available on Form 1099-Div, which is mailed in February of the subsequent year.

## ACCOUNT ALLOCATION

Money Markets 0.5%



CDs 99.5%

	Percent	Prior Period	Current Period
Money Markets	0.5 %	\$66,960.41	\$46,818.96
CDs	99.5	\$9,416,205.78	\$9,664,757.76
U.S. Treasury / Agency Sec.	0.0	\$499,865.00	\$0.00
<b>TOTAL</b>	<b>100.0 %</b>	<b>\$9,983,031.19</b>	<b>\$9,711,576.72</b>

Account Allocation shows the percentage that each asset class represents of your total account value. Account Allocation for equities, fixed income, and other categories may include mutual funds and may be net of short positions. NFS has made assumptions concerning how certain mutual funds are allocated. Closed-end mutual funds and Exchange Traded Products (ETPs) listed on an exchange may be included in the equity allocation. The chart may not reflect your actual portfolio allocation. Consult your broker/dealer prior to making investment decisions.

Statement for the Period August 1, 2017 to August 31, 2017

MEDINA CITY SCHOOLS - Corporation  
Account Number: [REDACTED]



## Account Overview *continued*

---

### MESSAGES AND ALERTS

Customers wishing to learn more about their investment professional can contact the FINRA BrokerCheck Hotline Number at 1-800-289-9999 or visit the FINRA Regulation website [www.finra.org](http://www.finra.org). Customers can also obtain an investor brochure that includes information describing the FINRA BrokerCheck program by contacting Brokerage Operations 1-888-889-1025.

Fifth Third Securities reminds you to please promptly report any inaccuracies or discrepancies in your account to Brokerage Operations by calling 1-888-889-1025. Please reconfirm any oral communications in writing to your Investment Professional to further protect your rights under the Securities Investor Protection Act SIPA. National Financial Services will never contact customers in relation to requests for banking credentials.

**IMPORTANT NOTICE:** Beginning with the September 5, 2017 trade date, the U.S. will adopt a shortened settlement timeframe for equities, corporate and municipal bonds, and unit investment trusts. Currently, the standard settlement cycle for these transactions is three business days. The amended rule shortens the settlement cycle to two business days. Moving to a two-business-day settlement cycle will provide faster access to sales proceeds, but it also means that funds will be due on purchase transactions earlier.

Please note that the FDIC insured deposit at Fifth Third Bank under the Fifth Third BD Program is not covered by SIPC. The FDIC insured deposit is eligible for FDIC insurance subject to FDIC coverage limits at the time funds are deposited at Fifth Third Bank. As referenced in the Fifth Third BD Program disclosure document, clients are responsible for monitoring their total assets at Fifth Third Bank to determine the extent of available FDIC coverage.

Customers wishing to learn more about their investment professional can contact the FINRA BrokerCheck Hotline Number at 1-800-289-9999 or visit the FINRA Regulation website [www.finra.org](http://www.finra.org). Customers can also obtain an investor brochure that includes information describing the FINRA BrokerCheck program by contacting Brokerage Operations at 1-888-889-1025.



Statement for the Period August 1, 2017 to August 31, 2017

MEDINA CITY SCHOOLS - Corporation  
Account Number: [REDACTED]



## Holdings

NFS-provided cost basis, realized gain (loss) and holding period information may not reflect all adjustments necessary for tax purposes. Please refer to Footnotes and Cost Basis Information at the end of this statement for more information.

For additional information regarding your holdings, please refer to the footnotes at the end of the statement.

### CASH AND CASH EQUIVALENTS - 0.48% of Total Account Value

Description	Symbol/Cusip Account Type	Quantity	Price on 08/31/17	Current Market Value	Estimated Annual Income
<b>Money Markets</b>					
FEDERATED TREASURY OBLIGATIONS IS 7 DAY YIELD .86%	TOIXX CASH	46,818.96	\$1.00	\$46,818.96	
Dividend Option Cash					
Capital Gain Option Cash					
<b>Total Cash and Cash Equivalents</b>				<b>\$46,818.96</b>	

Statement for the Period August 1, 2017 to August 31, 2017

MEDINA CITY SCHOOLS - Corporation  
Account Number: [REDACTED]



# HOLDINGS > FIXED INCOME - 99.52% of Total Account Value

**ALERT:** You have a fixed income position due to mature within the next 90 days.

For an explanation of fixed income pricing, please see the last page. Redemption schedule(s), bond rating(s), and other information are provided where available. If information does not appear regarding a particular investment, it is not available. The ratings on this statement are provided by Standard & Poor's and/or Moody's to rate the quality based on the respective rating agency's assessment. "Ratings information from Standard & Poor's ("S&P") may not be reproduced. S&P credit ratings are statements of opinion and are not statements of fact or recommendations to purchase, hold, or sell securities, nor do they address the suitability of securities for investment purposes, and should not be relied on as investment advice. S&P does not guarantee the accuracy, completeness, timeliness or availability of any information, including ratings, and is not responsible for errors or omissions (negligent or otherwise). S&P gives no express or implied warranties, including but not limited to any warranties of merchantability or fitness for a particular purpose or use. S&P shall not be liable for any direct, indirect, incidental, exemplary, compensatory, punitive, special or consequential damages, costs, expenses, legal fees, or losses (including lost income or profits and opportunity costs) in connection with any use of ratings."

**Accrued Interest** - Represents interest accumulated since the last coupon date on certain fixed income securities which may not yet have been paid by the issuer or received by NFS. There is no guarantee that the accrued interest will be paid by the issuer.

Description	Symbol/Cusip Account Type	Quantity	Estimated Price on 08/31/17	Estimated Current Market Value	Estimated Annual Income	Original/Adjusted Cost Basis	Unrealized Gain (Loss)
<b>CDs</b>							
Certificates of Deposit (CDs), including Market Indexed CDs and Market Linked CDs (collectively, MCDs) are generally shown at estimated market prices based upon a matrix or model pricing method that may not represent the actual price if sold prior to maturity. However, CDs and MCDs may be shown at face value for up to seven calendar days from date of issue if estimated market prices have not been received from a third party pricing vendor. The actual value of CDs and MCDs may be different from their purchase price. CDs and MCDs are subject to interest rate risk. The estimated market price reflected for MCDs may not be based on the actual closing value of the linked market index on the final maturity date and the market value of MCDs may not correspond directly to increases or decreases in the underlying linked market index. You may sell CDs or MCDs in the secondary market subject to market conditions. The secondary market for CDs and MCDs is generally illiquid. If sold prior to maturity, the value of MCDs may be less than the purchase amount or face value. The sale or redemption of any fixed income security prior to maturity may result in a substantial gain or loss, and an early withdrawal penalty may apply. Certain MCDs may only be redeemed on pre-specified liquidation dates and may have call features that allow the issuer to call the MCD prior to maturity. Certain Step Rate CDs are also subject to reinvestment risk if call provisions are exercised by the issuer and if a CD with a comparable rate is not available.							
See sales materials or contact your broker/dealer for additional information.							
<b>CENTENNIAL BK CENTENNIAL CO CD 1.05000%</b> 10/30/2017 FDIC INSURED CPN PMT SEMI-ANNUAL ON JUL 29, JAN 29 Estimated Yield 1.05% Accrued Interest \$242.56 Average Unit Cost \$1.00 Adjusted Cost Basis	15136JCG6 CASH	248,000	\$1.00	\$248,000.00	\$2,604.00	\$248,000.00	
<b>BMO HARRIS BK NATL ASSN CHICAG CD</b> 1.10000% 01/19/2018 FDIC INSURED CPN PMT SEMI-ANNUAL ON JUL 20, JAN 20 Estimated Yield 1.09% Accrued Interest \$321.38 Average Unit Cost \$1.00 Adjusted Cost Basis	05581WCD5 CASH	248,000	\$1.00092	\$248,228.16	\$2,728.00	\$248,000.00	
<b>ALLY BK MIDVALE UTAH CD 1.40000%</b>	02006LND1	250,000	\$1.00079	\$250,197.50	\$3,500.00	\$250,000.00	

Fifth Third Securities, Inc.

Account carried with National Financial Services LLC, Member  
NYSE, SIPC

MN \_CEBDLWHTBBHJTJVB\_BBBBB 20170831

Page 5 of 22

Statement for the Period August 1, 2017 to August 31, 2017

MEDINA CITY SCHOOLS - Corporation  
Account Number: [REDACTED]



**HOLDINGS > FIXED INCOME** *continued*

Description	Symbol/Cusip Account Type	Quantity	Estimated Price on 08/31/17	Estimated Current Market Value	Estimated Annual Income	Original/Adjusted Cost Basis	Unrealized Gain (Loss)
01/22/2018 FDIC INSURED CPN PMT SEMI-ANNUAL ON JUL 22, JAN 22 Next Interest Payable: 01/22/18 Estimated Yield 1.39% Accrued Interest \$393.15 Average Unit Cost \$1.00 Adjusted Cost Basis	CASH					\$250,000.00 D	\$197.50
CAPITAL ONE BK USA NATL ASSN 1.25000% 01/22/2018 CD FDIC INSURED CPN PMT SEMI-ANNUAL ON JUL 22, JAN 22 Next Interest Payable: 01/22/18 Estimated Yield 1.25% Accrued Interest \$351.03 Average Unit Cost \$1.00 Adjusted Cost Basis	140420RH5 CASH	250,000	\$1.0002	\$250,050.00	\$3,125.00	\$250,000.00	
						\$250,000.00 D	\$50.00
GOLDMAN SACHS BK USA NY CD 1.40000% 01/22/2018 FDIC INSURED CPN PMT SEMI-ANNUAL ON JUL 21, JAN 21 Next Interest Payable: 01/21/18 Estimated Yield 1.39% Accrued Interest \$402.74 Average Unit Cost \$1.00 Adjusted Cost Basis	38148JHX2 CASH	250,000	\$1.0008	\$250,200.00	\$3,500.00	\$250,000.00	
						\$250,000.00 D	\$200.00
BMW BK NORTH AMER SALT LAKE 1.35000% 01/23/2018 CD FDIC INSURED CPN PMT SEMI-ANNUAL ON JUL 23, JAN 23 Next Interest Payable: 01/23/18 Estimated Yield 1.34% Accrued Interest \$369.86 Average Unit Cost \$1.00 Adjusted Cost Basis	05580ABB9 CASH	250,000	\$1.00059	\$250,147.50	\$3,375.00	\$250,000.00	
						\$250,000.00 D	\$147.50
DISCOVER BK CD 1.30000% 01/29/2018 FDIC INSURED CPN PMT SEMI-ANNUAL	254672GB8 CASH	250,000	\$1.00037	\$250,092.50	\$3,250.00	\$250,000.00	

Fifth Third Securities, Inc.

Account carried with National Financial Services LLC, Member  
NYSE, SIPC

MN \_CEBDLWHTBBHJTVJ\_BBBBBB 20170831



Statement for the Period August 1, 2017 to August 31, 2017

MEDINA CITY SCHOOLS - Corporation  
Account Number: [REDACTED]



**HOLDINGS > FIXED INCOME** *continued*

Description	Symbol/Cusip Account Type	Quantity	Estimated Price on 08/31/17	Estimated Current Market Value	Estimated Annual Income	Original/Adjusted Cost Basis	Unrealized Gain (Loss)
ON JUL 28, JAN 28 Next Interest Payable: 01/28/18 Estimated Yield 1.30% Accrued Interest \$311.64 Average Unit Cost \$1.00 Adjusted Cost Basis						\$250,000.00 D	\$92.50
ISRAEL DISC BK NEW YORK N Y CD 1.25000% 01/29/2018 FDIC INSURED CPN PMT SEMI-ANNUAL ON JUL 28, JAN 28 Next Interest Payable: 01/28/18 Average Unit Cost \$1.00 Adjusted Cost Basis	465076JE8 CASH	248,000	\$1.0005	\$248,124.00		\$248,000.00	
						\$248,000.00 D	\$124.00
SALLIE MAE BK SLT LAKE CITY UT CD 1.20000% 01/29/2018 FDIC INSURED CPN PMT SEMI-ANNUAL ON JUL 27, JAN 27 Next Interest Payable: 01/27/18 Estimated Yield 1.19% Accrued Interest \$293.52 Average Unit Cost \$1.00 Adjusted Cost Basis	795450XV2 CASH	248,000	\$1.0005	\$248,124.00	\$2,976.00	\$248,000.00	
						\$248,000.00 D	\$124.00
SYNOVUS BK COLUMBUS GA 1.10000% 01/29/2018 CD FDIC INSURED CPN PMT SEMI-ANNUAL ON JUL 29, JAN 29 Next Interest Payable: 01/29/18 Estimated Yield 1.10% Accrued Interest \$256.16 Average Unit Cost \$1.00 Adjusted Cost Basis	87164DGM6 CASH	250,000	\$0.99954	\$249,885.00	\$2,750.00	\$250,000.00	
						\$250,000.00 D	(\$115.00)
AMERICAN EXPRESS CENTRN 1.30000% 01/30/2018 CD FDIC INSURED CPN PMT SEMI-ANNUAL ON JUL 30, JAN 30 Next Interest Payable: 01/30/18 Estimated Yield 1.30% Accrued Interest \$293.84	02587DXC7 CASH	250,000	\$1.00037	\$250,092.50	\$3,250.00	\$250,000.00	

Fifth Third Securities, Inc.

Account carried with National Financial Services LLC, Member  
NYSE, SIPC

MN\_CEBDLWHTBBHJTVJ\_BBBBB 20170831



Statement for the Period August 1, 2017 to August 31, 2017

MEDINA CITY SCHOOLS - Corporation  
Account Number: [REDACTED]



**HOLDINGS > FIXED INCOME** *continued*

Description	Symbol/Cusip Account Type	Quantity	Estimated Price on 08/31/17	Estimated Current Market Value	Estimated Annual Income	Original/Adjusted Cost Basis	Unrealized Gain (Loss)
Average Unit Cost \$1.00 Adjusted Cost Basis						\$250,000.00 D	\$92.50
<b>CARDINAL BK NATL ASSN VA 1.10000%</b> 01/30/2018 CD FDIC INSURED CPN PMT MONTHLY Next Interest Payable: 09/30/17 Estimated Yield 1.10% Accrued Interest \$30.14 Average Unit Cost \$1.00 Adjusted Cost Basis	14147VEK8 CASH	250,000	\$0.99954	\$249,885.00	\$2,750.00	\$250,000.00	
						\$250,000.00 D	(\$115.00)
<b>CUSTOMERS BK PHOENIXVILLE PA 1.15000%</b> 01/30/2018 CD FDIC INSURED CPN PMT MONTHLY Next Interest Payable: 09/30/17 Estimated Yield 1.15% Accrued Interest \$31.51 Average Unit Cost \$1.00 Adjusted Cost Basis	23204HCK2 CASH	250,000	\$0.99974	\$249,935.00	\$2,875.00	\$250,000.00	
						\$250,000.00 D	(\$65.00)
<b>MEDALLION BK UTAH CD 1.15000% 01/30/2018</b> FDIC INSURED CPN PMT SEMI-ANNUAL ON JUL 30, JAN 30 Next Interest Payable: 01/30/18 Estimated Yield 1.15% Accrued Interest \$259.93 Average Unit Cost \$1.00 Adjusted Cost Basis	58403BU87 CASH	250,000	\$0.99974	\$249,935.00	\$2,875.00	\$250,000.00	
						\$250,000.00 D	(\$65.00)
<b>FARM BUR BK FSB NV CD 1.05000%</b> 02/02/2018 FDIC INSURED CPN PMT MONTHLY Next Interest Payable: 09/02/17 Estimated Yield 1.05% Accrued Interest \$215.75 Average Unit Cost \$1.00 Adjusted Cost Basis	307660JC5 CASH	250,000	\$0.9993	\$249,825.00	\$2,625.00	\$250,000.00	
						\$250,000.00 D	(\$175.00)
<b>BANK OF GEORGETOWN WASH DC CD 1.00000%</b> 02/12/2018 FDIC INSURED	06424XCB6 CASH	248,000	\$1.00049	\$248,121.52	\$2,480.00	\$248,000.00	

Fifth Third Securities, Inc.

Account carried with National Financial Services LLC, Member  
NYSE, SIPC

MN\_CEBDLWHTBBHJTVJ\_BBBBB 20170831

Page 8 of 22

Statement for the Period August 1, 2017 to August 31, 2017

MEDINA CITY SCHOOLS - Corporation  
Account Number: [REDACTED]



**HOLDINGS > FIXED INCOME** *continued*

Description	Symbol/Cusip Account Type	Quantity	Estimated Price on 08/31/17	Estimated Current Market Value	Estimated Annual Income	Original/Adjusted Cost Basis	Unrealized Gain (Loss)
<b>CPN PMT SEMI-ANNUAL</b> ON AUG 12, FEB 12 Next Interest Payable: 02/12/18 Estimated Yield 1.00% Accrued Interest \$135.89 Average Unit Cost \$1.00 Adjusted Cost Basis							
						\$248,000.00 D	\$121.52
<b>STEARNS BK NA ST CLOUD MN CD 1.00000%</b> 02/12/2018 FDIC INSURED CPN PMT MONTHLY Next Interest Payable: 09/12/17 Estimated Yield 1.00% Accrued Interest \$135.89 Average Unit Cost \$1.00 Adjusted Cost Basis							
857894QQ5	CASH	248,000	\$1.00026	\$248,064.48	\$2,480.00	\$248,000.00	
						\$248,000.00 D	\$64.48
<b>LANDMARK CMNTY BK TN CD 1.05000%</b> 02/13/2018 FDIC INSURED CPN PMT MONTHLY Next Interest Payable: 09/13/17 Estimated Yield 1.05% Accrued Interest \$136.64 Average Unit Cost \$1.00 Adjusted Cost Basis							
51507LAS3	CASH	250,000	\$0.99917	\$249,792.50	\$2,625.00	\$250,000.00	
						\$250,000.00 D	(\$207.50)
<b>BANK NORTH CAROLINA NC CD 1.05000%</b> 02/20/2018 FDIC INSURED CPN PMT MONTHLY Next Interest Payable: 09/19/17 Estimated Yield 1.05% Accrued Interest \$92.75 Average Unit Cost \$1.00 Adjusted Cost Basis							
06414QXP9	CASH	248,000	\$1.00026	\$248,064.48	\$2,604.00	\$248,000.00	
						\$248,000.00 D	\$64.48
<b>EAGLEBANK BETHESDA MD CD 1.00000%</b> 02/20/2018 FDIC INSURED CPN PMT MONTHLY Next Interest Payable: 09/19/17 Estimated Yield 1.00% Accrued Interest \$89.04 Average Unit Cost \$1.00							
27002YCS3	CASH	250,000	\$1.00021	\$250,052.50	\$2,500.00	\$250,000.00	

Fifth Third Securities, Inc.

Account carried with National Financial Services LLC, Member  
NYSE, SIPC

MN\_CEBDLWHTBBHJTVJ\_BBBBB 20170831

Page 9 of 22

Statement for the Period August 1, 2017 to August 31, 2017

MEDINA CITY SCHOOLS - Corporation  
Account Number: [REDACTED]



**HOLDINGS > FIXED INCOME** *continued*

Description	Symbol/Cusip Account Type	Quantity	Estimated Price on 08/31/17	Estimated Current Market Value	Estimated Annual Income	Original/Adjusted Cost Basis	Unrealized Gain (Loss)
Adjusted Cost Basis						\$250,000.00 D	\$52.50
KEY BK NATL ASSN OHIO CD 1.15000% 02/20/2018 FDIC INSURED CPN PMT SEMI-ANNUAL ON AUG 17, FEB 17 Next Interest Payable: 02/17/18 Estimated Yield 1.15% Accrued Interest \$117.21 Average Unit Cost \$1.00 Adjusted Cost Basis	49306SWE2 CASH	248,000	\$1.00026	\$248,064.48	\$2,852.00	\$248,000.00	
						\$248,000.00 D	\$64.48
COMMUNITY FINL SVCS BK KY CD 1.05000% 05/17/2018 FDIC INSURED CPN PMT MONTHLY Next Interest Payable: 09/17/17 Estimated Yield 1.05% Accrued Interest \$107.01 Average Unit Cost \$1.00 Adjusted Cost Basis	20364ABC8 CASH	248,000	\$0.99785	\$247,466.80	\$2,604.00	\$248,000.00	
						\$248,000.00 D	(\$533.20)
FIRSTBANK PR SANTURCE CD 1.35000% 07/30/2018 FDIC INSURED CPN PMT MONTHLY Next Interest Payable: 09/29/17 Estimated Yield 1.35% Accrued Interest \$27.52 Average Unit Cost \$1.00 Adjusted Cost Basis	33767AUS8 CASH	248,000	\$0.99898	\$247,747.04	\$3,348.00	\$248,000.00	
						\$248,000.00 D	(\$252.96)
ORIENTAL B&T SAN JUAN PR CD 1.30000% 08/10/2018 FDIC INSURED CPN PMT SEMI-ANNUAL ON AUG 10, FEB 10 Next Interest Payable: 02/10/18 Estimated Yield 1.30% Accrued Interest \$194.32 Average Unit Cost \$1.00 Adjusted Cost Basis	686184WR9 CASH	248,000	\$1.00001	\$248,002.48	\$3,224.00	\$248,000.00	
						\$248,000.00 D	\$2.48
FIRST FINL NORTHWEST BK RENTON CD 1.15000% 08/20/2018 FDIC INSURED	32022MAG3 CASH	248,000	\$0.99669	\$247,179.12	\$2,852.00	\$248,000.00	

Fifth Third Securities, Inc.

Account carried with National Financial Services LLC, Member  
NYSE, SIPC

MN\_CEBDLWHTBBHJTVJ\_BBBBB 20170831

Page 10 of 22

Statement for the Period August 1, 2017 to August 31, 2017

MEDINA CITY SCHOOLS - Corporation  
Account Number: [REDACTED]



**HOLDINGS > FIXED INCOME** *continued*

Description	Symbol/Cusip Account Type	Quantity	Estimated Price on 08/31/17	Estimated Current Market Value	Estimated Annual Income	Original/Adjusted Cost Basis	Unrealized Gain (Loss)
<b>CPN PMT MONTHLY</b> Next Interest Payable: 09/19/17 Estimated Yield 1.15% Accrued Interest \$101.58 Average Unit Cost \$1.00 Adjusted Cost Basis							
						\$248,000.00 D	(\$820.88)
<b>MB FINL BK NA CHIC. IL CD 1.30000%</b> 02/08/2019 FDIC INSURED CPN PMT MONTHLY Next Interest Payable: 09/08/17 Estimated Yield 1.30% Accrued Interest \$213.70 Average Unit Cost \$1.00 Adjusted Cost Basis							
55266CUM6 CASH	250,000	\$0.99584	\$248,960.00	\$3,250.00	\$250,000.00	D	(\$1,040.00)
<b>HARBORONE BK BROCKTON MA CD 1.40000%</b> 02/21/2019 FDIC INSURED CPN PMT MONTHLY Next Interest Payable: 09/21/17 CALLABLE ON 09/21/2017 @ 100.0000 Estimated Yield 1.40% Accrued Interest \$105.48 Average Unit Cost \$1.00 Adjusted Cost Basis							
41166HAQ9 CASH	250,000	\$0.9971	\$249,275.00	\$3,500.00	\$250,000.00	D	(\$725.00)
<b>WOORI AMER BK NEW YORK N Y CD 1.30000%</b> 02/24/2019 FDIC INSURED CPN PMT SEMI-ANNUAL ON AUG 24, FEB 24 Next Interest Payable: 02/24/18 Estimated Yield 1.30% Accrued Interest \$71.23 Average Unit Cost \$1.00 Adjusted Cost Basis							
981059AW8 CASH	250,000	\$0.99558	\$248,895.00	\$3,250.00	\$250,000.00	D	(\$1,105.00)
<b>TRADITION CAP BK EDINA MINN CD 1.35000%</b> 04/30/2019 FDIC INSURED CPN PMT MONTHLY Next Interest Payable: 09/30/17 Estimated Yield 1.35% Accrued Interest \$36.99							
89269FCP8 CASH	250,000	\$0.99532	\$248,830.00	\$3,375.00	\$250,000.00		

Fifth Third Securities, Inc.

Account carried with National Financial Services LLC, Member  
NYSE, SIPC

MN\_CEBDLWHTBBHJTVJ\_BBBBB 20170831



Statement for the Period August 1, 2017 to August 31, 2017

MEDINA CITY SCHOOLS - Corporation  
Account Number: [REDACTED]



**HOLDINGS > FIXED INCOME** *continued*

Description	Symbol/Cusip Account Type	Quantity	Estimated Price on 08/31/17	Estimated Current Market Value	Estimated Annual Income	Original/Adjusted Cost Basis	Unrealized Gain (Loss)
Average Unit Cost \$1.00 Adjusted Cost Basis						\$250,000.00 D	(\$1,170.00)
<b>CAPITAL BK LITTLE ROCK CD 1.40000%</b> 05/17/2019 FDIC INSURED CPN PMT MONTHLY Next Interest Payable: 09/17/17 Estimated Yield 1.40% Accrued Interest \$143.84 Average Unit Cost \$1.00 Adjusted Cost Basis	139797FV1 CASH	250,000	\$0.99589	\$248,972.50	\$3,500.00	\$250,000.00	
						\$250,000.00 D	(\$1,027.50)
<b>STATE BK INDIA NEW YORK NY CD 1.60000%</b> 06/24/2019 FDIC INSURED CPN PMT SEMI-ANNUAL ON DEC 23, JUN 23 1ST CPN DTE 12/23/2017 Next Interest Payable: 12/23/17 Average Unit Cost \$1.00 Adjusted Cost Basis	856285CB5 CASH	250,000	\$0.99887	\$249,717.50		\$250,000.00	
						\$250,000.00 D	(\$282.50)
<b>FIRST CENTY BK TAZEWEILL TENN CD 1.50000%</b> 08/09/2019 FDIC INSURED CPN PMT MONTHLY Next Interest Payable: 09/10/17 Estimated Yield 1.50% Accrued Interest \$226.03 Average Unit Cost \$1.00 Adjusted Cost Basis	319428AB4 CASH	250,000	\$0.99643	\$249,107.50	\$3,750.00	\$250,000.00	
						\$250,000.00 D	(\$892.50)
<b>SUMMIT CMNTY BK MOOREFIELD WV CD 1.45000%</b> 11/08/2019 FDIC INSURED CPN PMT MONTHLY Next Interest Payable: 09/08/17 Estimated Yield 1.45% Accrued Interest \$238.36 Average Unit Cost \$1.00 Adjusted Cost Basis	86604XLJ3 CASH	250,000	\$0.99404	\$248,510.00	\$3,625.00	\$250,000.00	
						\$250,000.00 D	(\$1,490.00)
<b>YADKIN VY BK &amp; TR CO ELKIN N C CD 1.50000%</b> 01/24/2020 FDIC INSURED CPN PMT MONTHLY	984308ET9 CASH	250,000	\$0.99386	\$248,465.00	\$3,750.00	\$250,000.00	

Fifth Third Securities, Inc.

Account carried with National Financial Services LLC, Member  
NYSE, SIPC

MN \_CEBDLWHTBBHJTJVJ\_BBBBB 20170831

Page 12 of 22

Statement for the Period August 1, 2017 to August 31, 2017

MEDINA CITY SCHOOLS - Corporation  
Account Number: [REDACTED]



HOLDINGS > FIXED INCOME *continued*

Description	Symbol/Cusip Account Type	Quantity	Estimated Price on 08/31/17	Estimated Current Market Value	Estimated Annual Income	Original/Adjusted Cost Basis	Unrealized Gain (Loss)
Next Interest Payable: 09/25/17 Estimated Yield 1.50% Accrued Interest \$71.92 Average Unit Cost \$1.00 Adjusted Cost Basis							
						\$250,000.00 D	(\$1,535.00)
<b>WORLDS FOREMOST BK SYDNEY NEB CD</b> 1.75000% 01/27/2020 FDIC INSURED CPN PMT MONTHLY Next Interest Payable: 09/26/17 Estimated Yield 1.75% Accrued Interest \$57.53 Average Unit Cost \$1.00 Adjusted Cost Basis							
981571CX8 CASH	200,000	\$0.99971	\$199,942.00	\$3,500.00	\$200,000.00	D	(\$58.00)
<b>WELLS FARGO BANK NATL ASSN CD 1.75000%</b> 02/03/2020 FDIC INSURED CPN PMT MONTHLY Next Interest Payable: 09/01/17 Estimated Yield 1.75% Accrued Interest \$371.58 Average Unit Cost \$1.00 Adjusted Cost Basis							
949763EG7 CASH	250,000	\$0.99963	\$249,907.50	\$4,375.00	\$250,000.00	D	(\$92.50)
<b>FIRST CHOICE BK CERRITOS CALIF CD</b> 1.50000% 06/30/2021 FDIC INSURED CPN PMT MONTHLY Next Interest Payable: 09/30/17 CALLABLE ON 12/30/2017 @ 100.0000 STEP COUPON RESET FREQUENCY TERM MODE NEXT RESET 06/29/2019 @ 2.25000 Estimated Yield 1.50% Accrued Interest \$20.55 Average Unit Cost \$1.00 Adjusted Cost Basis							
319461BJ7 CASH	250,000	\$0.99706	\$249,265.00	\$3,750.00	\$250,000.00	D	(\$735.00)
<b>HSBC BK USA N A MC LEAN VA CD 1.75000%</b> 02/17/2022 FDIC INSURED CPN PMT QUARTERLY ON MAY 17, AUG 17, NOV 17, FEB 17 Next Interest Payable: 11/17/17							
40434YFM4 CASH	250,000	\$1.00118	\$250,295.00	\$4,375.00	\$250,000.00		

Fifth Third Securities, Inc.

Account carried with National Financial Services LLC, Member  
NYSE, SIPC

MN \_CEBDLWHTBBHJTVJ\_BBBBB 20170831

Statement for the Period August 1, 2017 to August 31, 2017

MEDINA CITY SCHOOLS - Corporation  
Account Number: [REDACTED]



HOLDINGS > FIXED INCOME *continued*

Description	Symbol/Cusip Account Type	Quantity	Estimated Price on 08/31/17	Estimated Current Market Value	Estimated Annual Income	Original/Adjusted Cost Basis	Unrealized Gain (Loss)
CALLABLE ON 02/17/2019 @ 100.0000 STEP COUPON RESET FREQUENCY TERM MODE NEXT RESET 02/17/2019 @ 2.30000 Estimated Yield 1.74% Accrued Interest \$179.79 Average Unit Cost \$1.00 Adjusted Cost Basis						\$250,000.00 D	\$295.00
JPMORGAN CHASE BK CD 2.00000% 08/16/2022 FDIC INSURED CPN PMT SEMI-ANNUAL ON FEB 16, AUG 16 1ST CPN DTE 02/16/2018 Next Interest Payable: 02/16/18 CALLABLE ON 08/16/2018 @ 100.0000 STEP COUPON RESET FREQUENCY TERM MODE NEXT RESET 08/16/2021 @ 4.00000 Estimated Yield 1.98% Accrued Interest \$217.42 Average Unit Cost \$1.00 Adjusted Cost Basis	48126YDE0 CASH	248,000	\$1.0054	\$249,339.20	\$4,960.00	\$248,000.00	
FIRST STATE BANK DEQUEEN CD 1.75000% 08/31/2022 FDIC INSURED CPN PMT MONTHLY 1ST CPN DTE 09/30/2017 Next Interest Payable: 09/30/17 CALLABLE ON 08/31/2018 @ 100.0000 STEP COUPON NEXT RESET 08/31/2019 @ 2.00000 Accrued Interest \$11.89 Average Unit Cost \$1.00 Adjusted Cost Basis	336460CJ7 CASH	248,000	unavailable	unavailable	\$4,340.00	\$248,000.00	
<b>Total CDs</b>		<b>9,922,000</b>		<b>\$9,664,757.76</b>	<b>\$123,052.00</b>	<b>\$9,922,000.00</b>	<b>(\$9,242.24)</b>
<b>Total Fixed Income</b>		<b>9,922,000</b>		<b>\$9,664,757.76</b>	<b>\$123,052.00</b>	<b>\$9,922,000.00</b>	<b>(\$9,242.24)</b>
<b>Total Securities</b>				<b>\$9,664,757.76</b>	<b>\$123,052.00</b>	<b>\$9,922,000.00</b>	<b>(\$9,242.24)</b>

Fifth Third Securities, Inc.

Account carried with National Financial Services LLC, Member  
NYSE, SIPC

MN\_CEBDLWHTBBHJTVJ\_BBBBB 20170831

Page 14 of 22

Statement for the Period August 1, 2017 to August 31, 2017

MEDINA CITY SCHOOLS - Corporation  
Account Number: [REDACTED]



**HOLDINGS > continued**

<b>TOTAL PORTFOLIO VALUE</b>	<b>\$9,711,576.72</b>	<b>\$123,052.00</b>	<b>\$9,922,000.00</b>	<b>(\$9,242.24)</b>
------------------------------	-----------------------	---------------------	-----------------------	---------------------

## Activity

NFS-provided cost basis, realized gain (loss) and holding period information may not reflect all adjustments necessary for tax purposes. Please refer to Footnotes and Cost Basis Information at the end of this statement for more information.

**PURCHASES, SALES, AND REDEMPTIONS**

Settlement Date	Account Type	Transaction	Description	Quantity	Amount	Total Cost Basis	Realized Gain (Loss)
<b>Securities Purchased</b>							
08/16/17	CASH	YOU BOUGHT	JPMORGAN CHASE BK CD 2.00000% 08/16/2022 FACT SHEET TO FOLLOW SOLICITED ORDER @ 100	248,000	(\$248,000.00)	\$248,000.00	
08/31/17	CASH	YOU BOUGHT	FIRST STATE BANK DEQUEEN CD 1.75000% 08/31/2022 FACT SHEET TO FOLLOW SOLICITED ORDER @ 100	248,000	(\$248,000.00)	\$248,000.00	
<b>Total Securities Purchased</b>					<b>(\$496,000.00)</b>		
<b>Redemptions</b>							
08/15/17	CASH	REDEEMED	FEDERAL HOME LN MTG CORP MTN 1.50000% 02/15/2022 FULL CALL PAYOUT #REOR R0058955920000 Adjusted Cost Basis	(500,000)	\$500,000.00	\$500,000.00	
<b>Total Redemptions</b>					<b>\$500,000.00</b>		

**ACTIVITY > CORE FUND ACTIVITY**

Settlement Date	Account Type	Transaction	Description	Quantity	Amount
08/01/17	CASH	YOU SOLD	FEDERATED TREASURY OBLIGATIONS IS @ 1	(23,723.51)	\$23,723.51

Fifth Third Securities, Inc.

MN\_CEBDLWHTBBHJTVJ\_BBBBB 20170831

Account carried with National Financial Services LLC, Member  
NYSE, SIPC



Statement for the Period August 1, 2017 to August 31, 2017

MEDINA CITY SCHOOLS - Corporation  
Account Number: [REDACTED]



ACTIVITY > CORE FUND ACTIVITY *continued*

Settlement Date	Account Type	Transaction	Description	Quantity	Amount
08/02/17	CASH	YOU BOUGHT	FEDERATED TREASURY OBLIGATIONS IS @ 1	222.95	(\$222.95)
08/08/17	CASH	YOU BOUGHT	FEDERATED TREASURY OBLIGATIONS IS @ 1	583.91	(\$583.91)
08/10/17	CASH	YOU BOUGHT	FEDERATED TREASURY OBLIGATIONS IS @ 1	1,917.24	(\$1,917.24)
08/14/17	CASH	YOU BOUGHT	FEDERATED TREASURY OBLIGATIONS IS @ 1	1,663.39	(\$1,663.39)
08/15/17	CASH	YOU BOUGHT	FEDERATED TREASURY OBLIGATIONS IS @ 1	503,125	(\$503,125.00)
08/16/17	CASH	YOU SOLD	FEDERATED TREASURY OBLIGATIONS IS @ 1	(248,000)	\$248,000.00
08/17/17	CASH	YOU BOUGHT	FEDERATED TREASURY OBLIGATIONS IS @ 1	3,035.44	(\$3,035.44)
08/21/17	CASH	YOU BOUGHT	FEDERATED TREASURY OBLIGATIONS IS @ 1	972.97	(\$972.97)
08/24/17	CASH	YOU BOUGHT	FEDERATED TREASURY OBLIGATIONS IS @ 1	1,611.64	(\$1,611.64)
08/25/17	CASH	YOU BOUGHT	FEDERATED TREASURY OBLIGATIONS IS @ 1	318.49	(\$318.49)
08/28/17	CASH	YOU BOUGHT	FEDERATED TREASURY OBLIGATIONS IS @ 1	297.26	(\$297.26)
08/29/17	CASH	YOU BOUGHT	FEDERATED TREASURY OBLIGATIONS IS @ 1	284.35	(\$284.35)

Fifth Third Securities, Inc.

Account carried with National Financial Services LLC, Member  
NYSE, SIPC

MN \_CEBDLWHTBBHJTVJ\_BBBBB 20170831

Statement for the Period August 1, 2017 to August 31, 2017

MEDINA CITY SCHOOLS - Corporation  
Account Number: [REDACTED]



ACTIVITY > CORE FUND ACTIVITY *continued*

Settlement Date	Account Type	Transaction	Description	Quantity	Amount
08/30/17	CASH	YOU BOUGHT	FEDERATED TREASURY OBLIGATIONS IS @ 1	796.23	(\$796.23)
08/31/17	CASH	YOU SOLD	FEDERATED TREASURY OBLIGATIONS IS @ 1	(263,246.81)	\$263,246.81
<b>TOTAL CORE FUND ACTIVITY</b>					<b>\$20,141.45</b>

ACTIVITY > ADDITIONS AND WITHDRAWALS > OTHER ADDITIONS AND WITHDRAWALS

Date	Account Type	Transaction	Description	Quantity	Amount
<b>Other Additions and Withdrawals</b>					
08/01/17	CASH	WIRE TRANS TO BANK	WD53265070		(\$24,141.45)
08/31/17	CASH	WIRE TRANS TO BANK	WD53453452		(\$15,533.45)
<b>Total Other Additions and Withdrawals</b>					<b>(\$39,674.90)</b>
<b>TOTAL ADDITIONS AND WITHDRAWALS</b>					<b>(\$39,674.90)</b>

ACTIVITY > INCOME > TAXABLE INCOME

Settlement Date	Account Type	Transaction	Description	Quantity	Amount
<b>Taxable Dividends</b>					
07/31/17	CASH	DIVIDEND RECEIVED	FEDERATED TREASURY OBLIGATIONS IS DIVIDEND RECEIVED		\$46.36
<b>Total Taxable Dividends</b>					<b>\$46.36</b>

Taxable Interest

Fifth Third Securities, Inc.

Account carried with National Financial Services LLC, Member  
NYSE, SIPC

MN \_CEBDLWHTBBHJTVJ\_BBBBB 20170831

Statement for the Period August 1, 2017 to August 31, 2017

MEDINA CITY SCHOOLS - Corporation  
Account Number: [REDACTED]



ACTIVITY > INCOME > TAXABLE INCOME *continued*

Settlement Date	Account Type	Transaction	Description	Quantity	Amount
08/01/17	CASH	INTEREST	WELLS FARGO BANK NATL ASSN CD 1.75000% 02/03/2020		\$371.58
08/02/17	CASH	INTEREST	FARM BUR BK FSB NV CD 1.05000% 02/02/2018		\$222.95
08/08/17	CASH	INTEREST	MB FINL BK NA CHIC. IL CD 1.30000% 02/08/2019		\$276.03
08/08/17	CASH	INTEREST	SUMMIT CMNTY BK MOOREFIELD WV CD 1.45000% 11/08/2019		\$307.88
08/10/17	CASH	INTEREST	FIRST CENTY BK TAZEWEILL TENN CD 1.50000% 08/09/2019		\$318.49
08/10/17	CASH	INTEREST	ORIENTAL B&T SAN JUAN PR CD 1.30000% 08/10/2018		\$1,598.75
08/12/17	CASH	INTEREST	BANK OF GEORGETOWN WASH DC CD 1.00000% 02/12/2018		\$1,229.81
08/12/17	CASH	INTEREST	STEARNS BK NA ST CLOUD MN CD 1.00000% 02/12/2018		\$210.63
08/13/17	CASH	INTEREST	LANDMARK CMNTY BK TN CD 1.05000% 02/13/2018		\$222.95
08/15/17	CASH	INTEREST	FEDERAL HOME LN MTG CORP MTN 1.25000% 02/15/2022		\$3,125.00
08/17/17	CASH	INTEREST	CAPITAL BK LITTLE ROCK CD 1.40000% 05/17/2019		\$297.26
08/17/17	CASH	INTEREST	COMMUNITY FINL SVCS BK KY CD 1.05000% 05/17/2018		\$221.16

Fifth Third Securities, Inc.

MN \_CEBDLWHTBBHJTVJ \_BBBBB 20170831

Account carried with National Financial Services LLC, Member  
NYSE, SIPC

Statement for the Period August 1, 2017 to August 31, 2017

MEDINA CITY SCHOOLS - Corporation  
Account Number: [REDACTED]



ACTIVITY > INCOME > TAXABLE INCOME *continued*

Settlement Date	Account Type	Transaction	Description	Quantity	Amount
08/17/17	CASH	INTEREST	HSBC BK USA N A MC LEAN VA CD 1.75000% 02/17/2022		\$1,102.74
08/17/17	CASH	INTEREST	KEY BK NATL ASSN OHIO CD 1.15000% 02/20/2018		\$1,414.28
08/19/17	CASH	INTEREST	BANK NORTH CAROLINA NC CD 1.05000% 02/20/2018		\$221.16
08/19/17	CASH	INTEREST	EAGLEBANK BETHESDA MD CD 1.00000% 02/20/2018		\$212.33
08/19/17	CASH	INTEREST	FIRST FINL NORTHWEST BK RENTON CD 1.15000% 08/20/2018		\$242.22
08/21/17	CASH	INTEREST	HARBORONE BK BROCKTON MA CD 1.40000% 02/21/2019		\$297.26
08/24/17	CASH	INTEREST	WOORI AMER BK NEW YORK N Y CD 1.30000% 02/24/2019		\$1,611.64
08/25/17	CASH	INTEREST	YADKIN VY BK & TR CO ELKIN N C CD 1.50000% 01/24/2020		\$318.49
08/26/17	CASH	INTEREST	WORLDS FOREMOST BK SYDNEY NEB CD 1.75000% 01/27/2020		\$297.26
08/29/17	CASH	INTEREST	FIRSTBANK PR SANTURCE CD 1.35000% 07/30/2018		\$284.35
08/30/17	CASH	INTEREST	CARDINAL BK NATL ASSN VA 1.10000% 01/30/2018 CD		\$233.56
08/30/17	CASH	INTEREST	CUSTOMERS BK PHOENIXVILLE PA 1.15000% 01/30/2018 CD		\$244.18

Fifth Third Securities, Inc.

Account carried with National Financial Services LLC, Member  
NYSE, SIPC

MN \_CEBDLWHTBBIJTVJ\_BBBBB 20170831



Statement for the Period August 1, 2017 to August 31, 2017

MEDINA CITY SCHOOLS - Corporation  
Account Number: [REDACTED]



ACTIVITY > INCOME > TAXABLE INCOME *continued*

Settlement Date	Account Type	Transaction	Description	Quantity	Amount
08/30/17	CASH	INTEREST	FIRST CHOICE BK CERRITOS CALIF CD 1.50000% 06/30/2021		\$318.49
08/31/17	CASH	INTEREST	TRADITION CAP BK EDINA MINN CD 1.35000% 04/30/2019		\$286.64
<b>Total Taxable Interest</b>					<b>\$15,487.09</b>
<b>Total Taxable Income</b>					<b>\$15,533.45</b>
<b>TOTAL INCOME</b>					<b>\$15,533.45</b>

## Footnotes and Cost Basis Information

Amortization, accretion and similar adjustments to cost basis have been provided for many fixed income securities (and some bond-like equities), however, they are not provided for certain types, such as short-term instruments, Unit Investment Trusts, foreign fixed income securities, or those that are subject to early prepayment of principal (pay downs). Where current year premium or acquisition premium amortization is provided, the prior years' cumulative amortization is reflected in the adjusted cost basis, but we cannot provide a breakdown or the total of such prior amortization amounts.

NFS is required to report certain cost basis and related information to the IRS on the Form 1099-B. Your official 1099-B forms for certain transactions will reflect which lots have been sold for tax purposes. To apply a specific identification cost basis method to 1099-B reporting, appropriate instructions must be on file with NFS or be received by NFS before the trade has settled. Absent such instructions, NFS determines cost basis at the time of sale based on its default methods of average cost for open-end mutual funds and first-in, first-out (FIFO) for all other (including ETFs) unless your broker dealer has elected to use another default method. NFS applies FIFO (or other disposal method, if applicable) based on its records, which may be different from yours. For transactions that are not subject to 1099-B cost basis reporting, you should refer to your trade confirmations and other applicable records to determine which lots were considered sold for tax purposes.

While NFS must meet IRS requirements with respect to certain information required to be reported to the IRS, NFS-provided cost basis, realized gain and loss, and holding period information may not reflect all adjustments necessary for your tax reporting purposes. NFS makes no warranties with respect to and specifically disclaims any liability arising out of a customer's use of, or any tax position taken in reliance upon, such information.

For investments in partnerships, NFS does not make any adjustments to cost basis information as the calculation of basis in such investments requires supplemental information from the partnership on its income and distributions during the period you held your investment. Partnerships usually provide this additional information on a Form K-1 issued by April 15th of the following year.

Consult your tax advisor for further information.

Cost basis and gain/loss information is provided as a service to corporate accounts. The information listed in the year-to-date gain/loss summary section is based on a calendar year (January - December). If your business/entity has a fiscal year end other than December 31st for tax purposes, the year-to-date information will not apply. If you have questions about your tax situation, consult your tax advisor.

D - Adjusted cost basis reflects any cumulative original issue discount, premium, or acquisition premium, and it assumes such amounts were amortized by the taxpayer over the life of the security

Fifth Third Securities, Inc.

Account carried with National Financial Services LLC, Member  
NYSE, SIPC

MN \_CEBDLWHTBBHJTVJ\_BBBBB 20170831

# Brokerage

## Account Statement

August 1, 2017 - August 31, 2017  
Account Number:

MEDINA CITY SCHOOLS  
739 WEYMOUTH RD  
MEDINA OH 44256-2037

### Portfolio at a Glance

	This Period
<b>BEGINNING ACCOUNT VALUE</b>	<b>\$3,222,240.54</b>
Deposits (Cash & Securities)	1,240,000.00
Withdrawals (Cash & Securities)	-2,052.13
Dividends, Interest and Other Income	1,707.01
<b>Net Change in Portfolio<sup>1</sup></b>	<b>-1,256.27</b>
<b>ENDING ACCOUNT VALUE</b>	<b>\$4,460,639.15</b>
Estimated Annual Income	\$68,265.50

<sup>1</sup> Net Change in Portfolio is the difference between the ending account value and beginning account value after activity.

### Asset Summary

Percent	Asset Type	Last Period	This Period
100%	Fixed Income	3,221,895.42	4,460,639.15
0%	Cash, Money Funds, and Bank Deposits	345.12	0.00
100%	<b>Account Total</b>	<b>\$3,222,240.54</b>	<b>\$4,460,639.15</b>

Please review your allocation periodically with your Account Executive.  
Your Account is 100% invested in Fixed Income.

### Client Service Information

Your Account Executive: ATT  
ANDREW CARDINALI

Contact Information  
**E-Mail Address:**  
customerservice@mbssecurities.com

Client Service Information  
**Service Hours:** Weekdays 09:00 a.m. - 05:00 p.m. (EST)  
**Client Service Telephone Number:** (800) 967-9045  
**Web Site:** WWW.MBSSECURITIES.COM

## Your Account Information

### INVESTMENT OBJECTIVE

Investment Objective: NONE SPECIFIED

Please discuss your investment objective with your Account Executive.

### TAX LOT DEFAULT DISPOSITION METHOD

Default Method for Mutual Funds: First In First Out

Default Method for Stocks in a Dividend Reinvestment Plan: First In First Out

Default Method for all Other Securities: First In First Out

### BOND AMORTIZATION ELECTIONS

Amortize premium on taxable bonds based on Constant Yield Method: Yes

Accrual market discount method for all other bond types: Constant Yield Method

Include market discount in income annually: No

### ELECTRONIC DELIVERY

You have not selected any account communications for electronic delivery. To register and turn off paper communications, log in to your account or contact your Account Executive for more information.

## Income and Expense Summary

	Current Period		Year-to-Date	
	Taxable	Non Taxable	Taxable	Non Taxable
<b>Interest Income</b>				
Credit Interest	0.00	0.00	0.00	-32.85
Other Interest	1,707.01	0.00	4,044.84	0.00
<b>Total Dividends, Interest, Income and Expenses</b>	<b>\$1,707.01</b>	<b>\$0.00</b>	<b>\$4,044.84</b>	<b>-\$32.85</b>

## Accrued Interest Summary

	Current Period		Year-to-Date	
	Taxable	Non Taxable	Taxable	Non Taxable
<b>Accrued Interest Paid</b>				
Other Accrued Interest	0.00	0.00	-46.06	0.00
<b>Total Accrued Interest Paid</b>	<b>\$0.00</b>	<b>\$0.00</b>	<b>-\$46.06</b>	<b>\$0.00</b>



August 1, 2017 - August 31, 2017  
MEDINA CITY SCHOOLS

**Portfolio Holdings**

Description	Quantity	Opening Balance	Closing Balance	Accrued Income	30-Day Yield
<b>CASH, MONEY FUNDS, AND BANK DEPOSITS 0.00% of Portfolio</b>					
<b>Cash Balance</b>		345.12	0.00		
<b>TOTAL CASH, MONEY FUNDS, AND BANK DEPOSITS</b>		\$345.12	\$0.00	\$0.00	

Description	Quantity	Market Price	Market Value	Accrued Interest	Estimated Annual Income	Estimated Yield
<b>FIXED INCOME 100.00% of Portfolio (In Maturity Date Sequence)</b>						
<b>Certificates of Deposit</b>						
FIRST NATL BK OMAHA NEB CTF DEP ACT/365 AT-MATURITY 1.350% 01/29/18 B/E DTD 07/28/17 1ST CPN DTE 01/29/18 Security Identifier: 332135GZ9	248,000.000	100.0580	248,143.84	311.87	3,348.00	1.34%
PLAINSCAPITAL BK DALLAS TEX CTF DEP ACT/365 1.300% 03/21/18 B/E DTD 06/21/17 1ST CPN DTE 03/21/18 Security Identifier: 72663QC72	248,000.000	100.0080	248,019.84	627.13	3,224.00	1.29%
BANK OF THE WEST SAN FRANCISCO CALIF CTF DEP ACT/365 AT-MATURITY 1.400% 04/16/18 B/E DTD 07/19/17 Security Identifier: 065680LN8	248,000.000	100.0520	248,128.96	409.03	3,472.00	1.39%
COMPASS BK BIRMINGHAM ALA CTF DEP ACT/365 AT-MATURITY 1.450% 05/18/18 B/E DTD 08/18/17 Security Identifier: 20451PSJ6	248,000.000	100.0680	248,168.64	128.08	3,596.00	1.44%
EAST-WEST BK PASADENA CALIF CTF DEP ACT/365 AT-MATURITY 1.350% 06/15/18 B/E DTD 06/16/17 Security Identifier: 27579TPX2	245,000.000	99.9620	244,906.90	688.68	3,307.50	1.35%
INVESTORS BK SHORT HILLS NJ CTF DEP ACT/365 AT-MATURITY 1.450% 06/29/18 B/E DTD 06/30/17 1ST CPN DTE 06/29/18 Security Identifier: 46176PGV1	248,000.000	100.0260	248,064.48	610.83	3,596.00	1.44%



**Portfolio Holdings (continued)**

Description	Quantity	Market Price	Market Value	Accrued Interest	Estimated Annual Income	Estimated Yield
<b>FIXED INCOME (continued)</b>						
<b>Certificates of Deposit (continued)</b>						
MORGAN STANLEY BK N A SALT LAKE CITY UTAH CTF DEP ACT/365 AT-MATURITY 1.500% 08/03/18 B/E DTD 08/03/17 Security Identifier: 61747MXR7	248,000.000	100.0280	248,069.44	285.37	3,720.00	1.49%
SAFRA NATL BK NEW YORK CTF DEP PROGRAM BOOK ENTRY 3/A2 INSTL CTF DEP 1.500% 09/18/18 B/E DTD 08/18/17 Security Identifier: 78658QT45	248,000.000	99.9800	247,950.40	132.49	3,720.00	1.50%
FRANKLIN SYNERGY BK TENN CTF DEP ACT/365 MONTHLY 1.500% 10/19/18 B/E DTD 07/19/17 1ST CPN DTE 08/19/17 Security Identifier: 35471TDM1	248,000.000	99.9600	247,900.80	122.30	3,720.00	1.50%
AMERICAN EXPRESS FED SVGS BK INSTL CTF DEP PROGRAM BOOK INSTL CTF DEP 1.450% 11/05/18 B/E DTD 05/03/17 Security Identifier: 02587CEG1	248,000.000	99.8900	247,727.20	1,182.25	3,596.00	1.45%
HANMI BK LOS ANGELES CALIF CTF DEP ACT/365 MONTHLY 1.550% 12/24/18 B/E DTD 06/23/17 1ST CPN DTE 07/23/17 Security Identifier: 410493CDO	248,000.000	99.9750	247,938.00	84.25	3,844.00	1.55%
LAKE CITY BK WARSAW IND CTF DEP ACT/365 MONTHLY 1.600% 03/22/19 B/E DTD 03/22/17 1ST CPN DTE 04/22/17 Security Identifier: 508176CH5	249,000.000	99.9780	248,945.22	98.24	3,984.00	1.60%
WHITNEY BK GULFPORT MS CTF DEP ACT/365 SEMI-ANNUALLY 1.650% 04/22/19 B/E DTD 04/20/17 1ST CPN DTE 10/20/17 Security Identifier: 966594AY9	248,000.000	100.0310	248,076.88	1,491.06	4,092.00	1.64%
FIRST BK SOUTH PINES NORTH CAROLINA CTF DEP ACT/365 1.700% 05/31/19 B/E DTD 05/31/17 1ST CPN DTE 06/30/17 Security Identifier: 31931TEL5	247,000.000	100.0850	247,209.95	0.00	4,199.00	1.69%
STATE BK INDIA NEW YORK N Y CTF DEP ACT/365 1.700% 06/10/19 B/E DTD 06/09/17 1ST CPN DTE 12/09/17 Security Identifier: 856285BH3	247,000.000	100.0760	247,187.72	954.84	4,199.00	1.69%

August 1, 2017 - August 31, 2017  
MEDINA CITY SCHOOLS

**Portfolio Holdings (continued)**

Description	Quantity	Market Price	Market Value	Accrued Interest	Estimated Annual Income	Estimated Yield
<b>FIXED INCOME (continued)</b>						
<b>Certificates of Deposit (continued)</b>						
COMENITY CAP BK SALT LAKE CITY UTAH CTF DEP ACT/365 1.700% 07/24/19 B/E DTD 07/24/17 1ST CPN DTE 08/24/17 Security Identifier: 20033AVAI	248,000.000	100.0400	248,099.20	80.85	4,216.00	1.69%
MORGAN STANLEY PRIVATE BK NATL ASSN PUR N Y CTF DEP ACT/365 1.700% 08/05/19 B/E DTD 08/03/17 Security Identifier: 61760ACL1	248,000.000	100.0290	248,071.92	323.42	4,216.00	1.69%
CAPITAL ONE NATL ASSN MCLEAN VA CTF DEP ACT/365 1.700% 08/23/19 B/E DTD 08/23/17 1ST CPN DTE 02/23/18 Security Identifier: 14042RHJ3	248,000.000	100.0120	248,029.76	92.41	4,216.00	1.69%
<b>Total Certificates of Deposit:</b>	4,460,000.000		\$4,460,639.15	\$7,623.10	\$68,265.50	
<b>TOTAL FIXED INCOME</b>	4,460,000.000		\$4,460,639.15	\$7,623.10	\$68,265.50	
			<b>Market Value</b>	<b>Accrued Interest</b>	<b>Estimated Annual Income</b>	
<b>TOTAL PORTFOLIO HOLDINGS</b>			\$4,460,639.15	\$7,623.10	\$68,265.50	

**Portfolio Holdings Disclosures**
**Pricing**

This section includes the net market value of the securities in your account on a settlement date basis, including short positions, at the close of the statement period. The market prices, unless otherwise noted, have been obtained from independent vendor services, which we believe to be reliable. Market prices do not constitute a bid or an offer, and may differ from the actual sale price. Securities for which a price is not available are marked "N/A" and are omitted from the Total.

THE AS OF PRICE DATE ONLY APPEARS WHEN THE PRICE DATE DOES NOT EQUAL THE STATEMENT DATE.

**Estimated Annual Figures**

The estimated annual income (EAI) and estimated annual yield (EAY) figures are estimates and for informational purposes only. These figures are not considered to be a forecast or guarantee of future results. These figures are computed using information from providers believed to be reliable; however, no assurance can be made as to the accuracy. Since interest and dividend rates are subject to change at any time, and may be affected by current and future economic, political, and business conditions, they should not be relied on for making



## Portfolio Holdings Disclosures (continued)

### Estimated Annual Figures (continued)

investment, trading, or tax decisions. These figures assume that the position quantities, interest and dividend rates, and prices remain constant. A capital gain or return of principal may be included in the figures for certain securities, thereby overstating them. Refer to [www.pershing.com/disclosures](http://www.pershing.com/disclosures) for specific details as to formulas used to calculate the figures. Accrued interest represents interest earned but not yet received.

### Reinvestment

The dollar amount of Mutual Fund distributions, Money Market Fund dividend income, Bank Deposit interest income, or dividends for other securities shown on your statement may have been reinvested. You will not receive confirmation of these reinvestments. Upon written request to your financial institution, information pertaining to these transactions, including the time of execution and the name of the person from whom your security was purchased, may be obtained. In dividend reinvestment transactions, Pershing acts as your agent and receives payment for order flow.

### Option Disclosure

Information with respect to commissions and other charges incurred in connection with the execution of option transactions has been included in confirmations previously furnished to you. A summary of this information is available to you promptly upon your written request directed to your introducing firm. In order to assist your introducing firm in maintaining current background and financial information concerning your option accounts, please promptly advise them in writing of any material change in your investment objectives or financial situation. Expiring options which are valuable are exercised automatically pursuant to the exercise by exception procedure of the Options Clearing Corporation. Additional information regarding this procedure is available upon written request to your introducing firm.

### Certificates of Deposit

Please be advised that the secondary market for CDs is generally illiquid; the actual value of CDs may be different from their purchase price; and a significant loss of principal could result if your CDs are sold prior to maturity. In the event that the CDs listed above do not indicate a market valuation, an accurate market value could not be determined. In the event that a price is listed above for your CDs, Pershing has obtained a price from sources deemed to be reliable or has priced your CDs using a matrix formula. Prices are estimates and the actual value you may obtain for your CD may be different if you elect to sell your CD in the secondary market.

### Foreign Currency Transactions

Pershing will execute foreign currency transactions as principal for your account. Pershing may automatically convert foreign currency to or from U.S. dollars for dividends and similar corporate action transactions unless you instruct your financial organization otherwise. Pershing's currency conversion rate will not exceed the highest interbank conversion rate identified from customary banking sources on the conversion date or the prior business day, increased by up to 1%, unless a particular rate is required by applicable law. Your financial organization may also increase the currency conversion rate. This conversion rate may differ from rates in effect on the date you executed a transaction, incurred a charge, or received a credit. Transactions converted by agents (such as depositories) will be billed at the rates such agents use.

### Proxy Vote

Securities not fully paid for in your margin account may be lent by Pershing to itself or others in accordance with the terms outlined in the Margin Agreement. The right to vote your shares held on margin may be reduced by the amount of shares on loan. The Proxy Voting Instruction Form sent to you may reflect a smaller number of shares entitled to vote than the number of shares in your margin account.

## Activity Summary (All amounts shown are in base currency)

	Credits This Period	Debits This Period	Net This Period	Credits Year-to-Date	Debits Year-to-Date	Net Year-to-Date
<b>Securities</b>						
Securities Bought	0.00	-1,240,000.00	-1,240,000.00	0.00	-4,460,046.06	-4,460,046.06
<b>Total Securities</b>	<b>\$0.00</b>	<b>-\$1,240,000.00</b>	<b>-\$1,240,000.00</b>	<b>\$0.00</b>	<b>-\$4,460,046.06</b>	<b>-\$4,460,046.06</b>
<b>Dividends and Interest</b>	<b>\$2,052.13</b>	<b>-\$345.12</b>	<b>\$1,707.01</b>	<b>\$4,389.96</b>	<b>-\$377.97</b>	<b>\$4,011.99</b>

August 1, 2017 - August 31, 2017  
MEDINA CITY SCHOOLS

**Activity Summary (continued)**

	Credits This Period	Debits This Period	Net This Period	Credits Year-to-Date	Debits Year-to-Date	Net Year-to-Date
<b>Cash</b>						
Withdrawals	0.00	-2,052.13	-2,052.13	0.00	-252,011.99	-252,011.99
Deposits	1,240,000.00	0.00	1,240,000.00	4,708,046.06	0.00	4,708,046.06
<b>Total Cash</b>	<b>\$1,240,000.00</b>	<b>-\$2,052.13</b>	<b>\$1,237,947.87</b>	<b>\$4,708,046.06</b>	<b>-\$252,011.99</b>	<b>\$4,456,034.07</b>
<b>Totals</b>	<b>\$1,242,052.13</b>	<b>-\$1,242,397.25</b>	<b>-\$345.12</b>	<b>\$4,712,436.02</b>	<b>-\$4,712,436.02</b>	<b>\$0.00</b>

**Transactions by Type of Activity**

Process/ Settlement Date	Trade/ Transaction Date	Activity Type	Description	Quantity	Price	Accrued Interest	Amount	Currency
<b>Securities Bought and Sold</b>								
08/03/17	07/25/17	PURCHASED 61747MXR7	MORGAN STANLEY BK N A SALT LAKE CITY UTAH CTF DEP ACT/365 AT-MATURITY 1.500% 08/03/18 B/E DTD 08/03/17 YLD 1.500 TO MAT	248,000.000	100.0000		-248,000.00	USD
08/03/17	07/25/17	PURCHASED 61760ACL1	MORGAN STANLEY PRIVATE BK NATL ASSN PUR N Y CTF DEP ACT/365 1.700% 08/05/19 B/E DTD 08/03/17 YLD 1.700 TO MAT	248,000.000	100.0000		-248,000.00	USD
08/18/17	07/28/17	PURCHASED 78658QT45	SAFRA NATL BK NEW YORK CTF DEP PROGRAM BOOK ENTRY 3/A2 INSTL CTF DEP 1.500% 09/18/18 B/E DTD 08/18/17 YLD 1.500 TO MAT	248,000.000	100.0000		-248,000.00	USD
08/18/17	08/10/17	PURCHASED 20451PSJ6	COMPASS BK BIRMINGHAM ALA CTF DEP ACT/365 AT-MATURITY 1.450% 05/18/18 B/E DTD 08/18/17 YLD 1.450 TO MAT	248,000.000	100.0000		-248,000.00	USD
08/23/17	08/15/17	PURCHASED 14042RHJ3	CAPITAL ONE NATL ASSN MCLEAN VA CTF DEP ACT/365 1.700% 08/23/19 B/E DTD 08/23/17 YLD 1.700 TO MAT	248,000.000	100.0000		-248,000.00	USD
<b>Total Securities Bought and Sold</b>						<b>\$0.00</b>	<b>-\$1,240,000.00</b>	<b>USD</b>



## Transactions by Type of Activity (continued)

Process/ Settlement Date	Trade/ Transaction Date	Activity Type	Description	Quantity	Price	Accrued Interest	Amount	Currency
<b>Dividends and Interest</b>								
08/09/17	07/31/17	BOND INTEREST ADJUSTMENT 3193ITEL5	247000 FIRST BK SOUTHN PINES NORTH CAROLINA CTF DEP ACT/365 1.700% 05/31/19 B/E RD 07/29 PD 07/30/17 RATE REVISED				-345.12	USD
08/09/17	07/31/17	BOND INTEREST RECEIVED 3193ITEL5	247000 FIRST BK SOUTHN PINES NORTH CAROLINA CTF DEP ACT/365 1.700% 05/31/19 B/E RD 07/29 PD 07/30/17				356.63	USD
08/21/17		BOND INTEREST RECEIVED 3547ITDMI	248000 FRANKLIN SYNERGY BK TENN CTF DEP ACT/365 MONTHLY 1.500% 10/19/18 B/E DTD 07/19/17 RD 08/04 PD 08/19/17				315.95	USD
08/22/17		BOND INTEREST RECEIVED 508176CH5	249000 LAKE CITY BK WARSAW IND CTF DEP ACT/365 MONTHLY 1.600% 03/22/19 B/E DTD 03/22/17 RD 08/07 PD 08/22/17				338.37	USD
08/23/17		BOND INTEREST RECEIVED 410493CDO	248000 HANMI BK LOS ANGELES CALIF CTF DEP ACT/365 MONTHLY 1.550% 12/24/18 B/E DTD 06/23/17 RD 08/08 PD 08/23/17				326.48	USD
08/24/17		BOND INTEREST RECEIVED 20033AVA1	248000 COMENITY CAP BK SALT LAKE CITY UTAH CTF DEP ACT/365 1.700% 07/24/19 B/E DTD 07/24/17 RD 08/09 PD 08/24/17				358.07	USD
08/31/17		BOND INTEREST RECEIVED 3193ITEL5	247000 FIRST BK SOUTHN PINES NORTH CAROLINA CTF DEP ACT/365 1.700% 05/31/19 B/E DTD 05/31/17 RD 08/30 PD 08/31/17				356.63	USD
<b>Total Dividends and Interest</b>						\$0.00	\$1,707.01	USD
<b>Cash Withdrawals and Deposits</b>								
08/01/17		ELECTRONIC TRANSACTION USD999997	SEND TO BANK FOR ACH ACH				-345.12	USD
08/03/17		ELECTRONIC DEPOSIT USD999997	RECV FR BANK FOR ACH ACH				496,000.00	USD
08/14/17		ELECTRONIC TRANSACTION USD999997	SEND TO BANK FOR ACH ACH				-11.51	USD
08/18/17		ELECTRONIC DEPOSIT USD999997	RECV FR BANK FOR ACH ACH				496,000.00	USD
08/23/17		ELECTRONIC DEPOSIT USD999997	RECV FR BANK FOR ACH ACH				248,000.00	USD

August 1, 2017 - August 31, 2017  
MEDINA CITY SCHOOLS

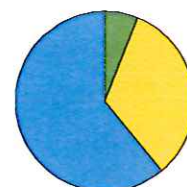
**Transactions by Type of Activity (continued)**

Process/ Settlement Date	Trade/ Transaction Date	Activity Type	Description	Quantity	Price	Accrued Interest	Amount	Currency
<b>Cash Withdrawals and Deposits (continued)</b>								
08/24/17		ELECTRONIC TRANSACTION USD999997	SEND TO BANK FOR ACH ACH				-1,338.87	USD
08/31/17		ELECTRONIC TRANSACTION USD999997	SEND TO BANK FOR ACH ACH				-356.63	USD
<b>Total Cash Withdrawals and Deposits</b>						<b>\$0.00</b>	<b>\$1,237,947.87</b>	<b>USD</b>
<b>Total Value of Transactions</b>						<b>\$0.00</b>	<b>-\$345.12</b>	<b>USD</b>

The price and quantity displayed may have been rounded.

**Fixed Income Analysis**
**Bond Quality**

Bond Quality	Market Value	% of Bond Market Value
Not Rated	4,460,639.15	100%
<b>Total</b>	<b>4,460,639.15</b>	<b>100%</b>

**Bond Maturity Schedule**


Bond Maturity	Market Value	% of Bond Market Value
1 to 6 months	248,143.84	6%
7 to 12 months	1,485,358.26	33%
1 to 5 years	2,727,137.05	61%
<b>Total</b>	<b>4,460,639.15</b>	<b>100%</b>

Percentages of bond market values are rounded to the nearest whole percentage.

Bond quality ratings reflect Moody's or Standard and Poor's ratings. Bonds may be rated by other services. Bonds that are in default are not included. Please refer to your Portfolio Holdings section.

You are 100% invested in bonds with a bond quality of Not Rated.



## Trades Not Settled

Settlement Date	Trade Date	Activity Type	Description	Quantity	Price	Accrued Interest	Settlement Amount
09/07/17	08/14/17	Buy	CATHAY BK LOS ANGELES CALIF CTF DEP ACT/365 MONTHLY 1.700% 03/07/19 B/E DTD 09/07/17 YLD 1.700 TO	248,000.000	100.0000	0.00	-248,000.00
09/22/17	08/28/17	Buy	BANK HOPE LOS ANGELES CA CTF DEP ACT/365 1.600% 03/22/19 B/E DTD 09/22/17 YLD 1.600 TO	248,000.000	100.0000	0.00	-248,000.00
09/08/17	08/28/17	Buy	WASHINGTON TR CO WESTERLY R I CTF DEP ACT/365 SEMI-ANNUALLY 1.600% 03/08/19 B/E DTD 09/08/17 YLD 1.600 TO	248,000.000	100.0000	0.00	-248,000.00
09/08/17	08/30/17	Buy	STERLING BK POPLAR BLUFF MO CTF DEP ACT/365 MONTHLY 1.750% 08/08/19 DTD 09/08/17 YLD 1.750 TO	248,000.000	100.0000	0.00	-248,000.00
09/20/17	08/31/17	Buy	BANKERS BK OKLA CITY CTF DEP ACT/365 MONTHLY 1.700% 09/20/19 DTD 09/20/17 YLD 1.700 TO	248,000.000	100.0000	0.00	-248,000.00
<b>Total Amount of Trades Not Settled</b>							<b>-\$1,240,000.00</b>

## Messages

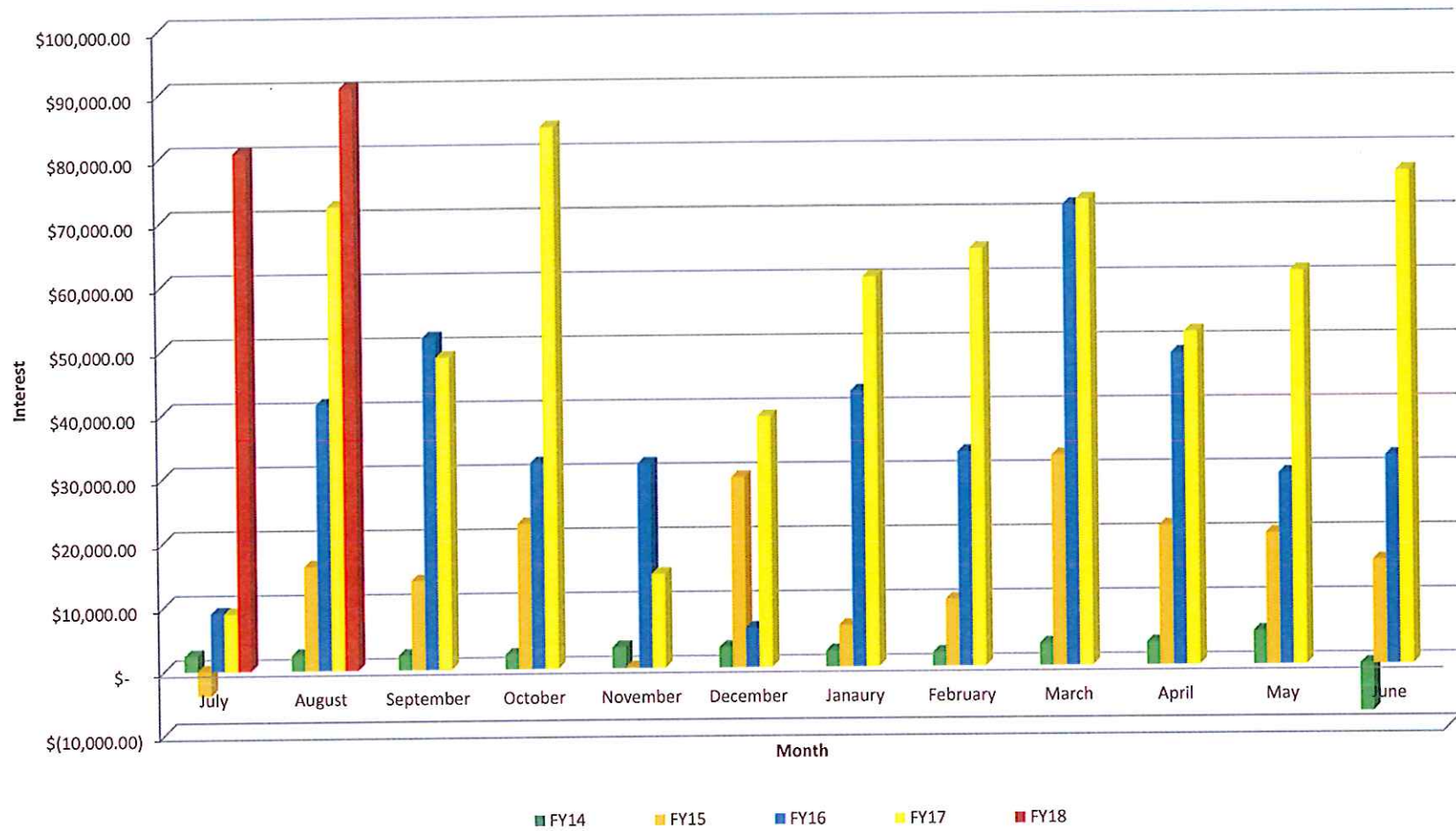
Although a money market mutual fund seeks to preserve the value of your investment at \$1 per share, it is possible to lose money by investing in a money market mutual fund. Shares of a money market mutual fund or the balance of a bank deposit product held in your brokerage account may be liquidated upon request with the proceeds credited to your brokerage account. Please see the money market mutual fund's prospectus or the bank deposit product's disclosure document or contact your advisor for additional information. Pursuant to SEC Rule 10b-10(b)(1) confirmations are not sent for purchases into money market mutual funds processed on the sweep platform.

## Important Information and Disclosures

### The Role of Pershing

- Pershing carries your account as clearing broker pursuant to a clearing agreement with your financial institution. Pershing may accept from your financial institution without inquiry or investigation (i) orders for the purchase and sale of securities and other property and (ii) any other instructions concerning your account. Pershing is not responsible or liable for any acts or omissions of your financial institution or its employees and it does not supervise them. Pershing provides no investment advice nor does it assess the suitability of any transaction or order. Pershing acts as the agent of your financial institution and you agree that you will not hold Pershing or any person controlling or under common control with it liable for any investment losses incurred by you.
- Pershing performs several key functions at the direction of your financial institution. It acts as custodian for funds and securities you may deposit with it directly or through your financial institution or that it receives as the result of securities transactions it processes.
- Your financial institution is responsible for adherence to the securities laws, regulations and rules which apply to it regarding its own operations and the supervision of your account, its sales representatives and other personnel. Your financial institution is also responsible for approving the opening of accounts and obtaining account documents; the acceptance and, in certain instances, execution of securities orders; the assessment of the suitability of those transactions, where applicable; the rendering of investment advice, if any, to you and in general, for the ongoing relationship that it has with you.
- Inquiries concerning the positions and balances in your account may be directed to the Pershing Customer Service Department at (201) 413-3333. All other inquiries regarding your account or activity should be directed to your financial institution. Your financial organization's contact information can be found on the first page of this statement.

## Total Monthly Interest Earnings





F I N A N C I A L   S U M M A R Y   R E P O R T  
Processing Month: August 2017  
MEDINA CITY SCHOOL DISTRICT

Fnd	Sec	Description	Beginning Balance	MTD Revenues	FYTD Revenues	MTD Expenditures	FYTD Expenditures	Current Available Balance
001	0000	GENERAL FUND	39,370,833.97	6,602,253.47	23,169,826.10	6,462,327.26	12,078,213.58	50,462,446.49
002	0000	BOND RETIREMENT	1,264,996.56	134,000.00	615,170.00	.00	.00	1,880,166.56
002	9000	BOND RETIREMENT - NEW ELE	3,858,326.49	390,840.00	1,794,260.00	.00	.00	5,652,586.49
002	9012	LOCAL SALES TAX RETIREMEN	99,750.00	.00	.00	.00	.00	99,750.00
003	0000	PERMANENT IMPROVEMENT FUN	126,628.88	.00	.00	.00	.00	126,628.88
003	9000	PERMANENT IMPROVEMENT FUN	989.14	.00	.00	.00	.00	989.14
003	9001	MEDINA CITY REC CENTER-PE	570,076.43	.00	.00	125,573.36	123,440.86	446,635.57
006	0000	LUNCHROOM FUND	48,061.37	102,168.28	103,397.65	138,017.72	242,228.16	90,769.14-
007	9004	COLLINS SCHOLARSHIP/POST-	42.80	.08	.16	.00	.00	42.96
007	9110	ART TRUST - GARFIELD	10,064.72	17.97	34.69	.00	.00	10,099.41
007	9333	RIOS STUDENT LEADER SCHOL	26,200.26	46.78	90.32	.00	.00	26,290.58
007	9901	BIXLER SCHOLARSHIP FUND	125.00	.00	.00	.00	.00	125.00
008	9002	KANEHL MUSIC TRUST	29,102.27	51.96	100.32	.00	.00	29,202.59
008	9003	RICHARD HOFFMAN COLLINS M	607,680.86	.00	17.50	.00	.00	607,698.36
008	9112	ELAINE BUSHMAN FUND	17,304.04	21.80	42.09	.00	.00	17,346.13
009	9000	STAR	1,246.00	13,532.50	13,532.50	.00	.00	14,778.50
009	9110	UNIFORM SUPPLIES GARFIELD	10,879.47	1,580.25	1,580.25	5,180.24	5,180.24	7,279.48
009	9120	UNIFORM SUPPLIES - CANAVA	10,824.08	5,607.25	5,607.25	9,137.64	9,291.64	7,139.69
009	9130	UNIFORM SUPPLIES - FENN	22,661.05	5,271.25	5,271.25	8,892.10	8,892.10	19,040.20
009	9140	UNIFORM SUPPLIES - HERITA	5,210.26	5,524.00	5,524.00	8,196.81	8,196.81	2,537.45
009	9160	UNIFORM SUPPLIES - BLAKE	857.73	7,196.00	7,196.00	10,480.18	10,480.18	2,426.45-
009	9170	UNIFORM SUPPLIES - RALPH	11,977.26	10,180.75	10,180.75	13,496.31	13,496.31	8,661.70
009	9180	UNIFORM SUPPLIES - ELIZA	8,071.03	5,199.75	5,199.75	10,557.70	10,557.70	2,713.08
009	9200	UNIFORM SUPPLIES - CLAGGE	56,537.37	8,830.26	8,830.26	713.24-	713.24-	66,080.87
009	9210	UNIFORM SUPPLIES - A.I. R	12,182.21	12,515.00	12,635.00	15,139.87	15,553.43	9,263.78
009	9300	UNIFORM SUPPLIES - SENIOR	41,811.27	1,442.25	1,698.25	17,291.39	25,786.64	17,722.88
009	9304	AVIATION/PHOTOGRAPHY	3.87	.00	.00	.00	.00	3.87
014	9016	MEDINA CNTY JUV DET CNTR	56,092.18	1,190.00	40,871.13	21,269.88	43,663.16	53,300.15
014	9111	CFIT FY11	5,550.01	.00	.00	.00	.00	5,550.01
014	9116	EVOLVE FY 16	69,606.72	500.00	500.00	39,773.72	83,886.85	13,780.13-
016	0000	EMERGENCY LEVY	14,480,996.23	662,960.00	3,386,810.00	232,566.03	464,495.14	17,403,311.09
018	0000	PRINT SHOP	6,683.33	.00	.00	.00	.00	6,683.33
018	9000	PUBLIC SCHOOL SUPPORT - S	16.70	.00	.00	.00	.00	16.70
018	9110	PRINCIPAL'S FUND - GARFIE	30,043.47	.43	.43	449.81	525.77	29,518.13
018	9111	GARFIELD SCHOOL STORE	866.80	.00	.00	50.00	50.00	816.80
018	9113	GARFIELD MEDIA CENTER	726.76	.00	.00	.00	.00	726.76
018	9120	PRINCIPAL - CANAVAN	49,481.36	.00	.00	2,882.34	3,486.84	45,994.52
018	9122	CANAVAN SCHOOL STORE	586.69	.00	.00	.00	.00	586.69
018	9123	BOOK FAIR - CANAVAN	5,280.58	3.99	3.99	.00	43.26	5,241.31
018	9130	PRINCIPAL - FENN	37,156.68	337.00	337.00	1,564.23	1,814.23	35,679.45
018	9132	FENN SCHOOL STORE	723.07	.00	.00	.00	50.00	673.07
018	9133	BOOK FAIR - FENN	277.47	22.98	22.98	.00	.00	300.45
018	9135	MEDINA SKI TEAM - DISTRIC	5,409.19	.00	.00	.00	.00	5,409.19
018	9140	PRINCIPAL'S FUND - HERITA	28,070.00	4,129.32	4,129.32	453.96	453.96	31,745.36
018	9143	HERITAGE MEDIA CENTER	15,375.04	.00	.00	.00	.00	15,375.04
018	9160	PRINCIPAL'S FUND - H G BL	42,009.07	.00	.00	417.47	542.72	41,466.35

Date: 9/13/17

FINANCIAL SUMMARY REPORT  
Processing Month: August 2017  
MEDINA CITY SCHOOL DISTRICT

Page: 2  
(FINSUM)

Fnd	Sc	Description	Beginning Balance	MTD Revenues	FYTD Revenues	MTD Expenditures	FYTD Expenditures	Current Available Balance
018	9161	LEADER IN ME - BLAKE	7,394.06	.00	.00	.00	.00	7,394.06
018	9163	BLAKE MEDIA CENTER	17,218.27	.00	.00	16.95	16.95	17,201.32
018	9170	PRINCIPALS FUND - RALPH W	74,315.89	.00	.00	1,008.00	1,898.64	72,417.25
018	9171	WAITE SCHOOL STORE	50.00	.00	.00	.00	.00	50.00
018	9173	MEDIA CENTER RALPH WAITE	5,360.91	.00	.00	.00	.00	5,360.91
018	9174	FIELD TRIPS RALPH WAITE E	15,209.72	.00	.00	.00	.00	15,209.72
018	9180	PRINCIPALS FUND ELIZA NOR	43,613.19	24.00	24.00	754.59	1,175.84-	44,813.03
018	9181	NORTHROP ELEMENTARY SCHOO	1,745.95	.00	.00	.00	.00	1,745.95
018	9183	MEDIA CENTER ELIZA NORTHR	7,702.33	.00	.00	.00	.00	7,702.33
018	9184	FIELD TRIPS ELIZA NORTHR	146.00	.00	.00	.00	.00	146.00
018	9200	PRINCIPAL'S FUND - CLAGGE	84,752.98	1,093.12	1,093.12	668.90	668.90	85,177.20
018	9203	CLAGGETT M.S. MEDIA CENTE	4,507.83	.00	.00	.00	.00	4,507.83
018	9210	PRINCIPAL'S FUND - ROOT M	13,333.52	1,250.66	1,631.66	121.76	621.76	14,343.42
018	9211	ROOT M.S. MEDIA CENTER	9,038.70	.00	.00	.00	110.75	8,927.95
018	9212	ROOT M.S. - WASHINGTON TR	355.00	.00	.00	.00	.00	355.00
018	9213	SPECIAL FUNDRAISER - ROOT	12,631.96	.00	.00	.00	.00	12,631.96
018	9300	PRINCIPAL'S FUND - SENIOR	43,812.78	66.33	66.33	3,099.54	3,871.62	40,007.49
018	9301	MEDIA CENTER FUND	1,407.80	.00	.00	.00	.00	1,407.80
018	9302	SPECIAL FUNDRAISER - SENI	37,086.18	.00	.00	.00	.00	37,086.18
018	9303	PERFORMING ARTS	101,955.40	.00	370.00-	411.00	17,834.08	83,751.32
018	9304	BUZZ	14,196.01	119.00	119.00	.00	850.00	13,465.01
018	9305	FLEXIBLE CREDIT FUND	7,334.56	50.00	50.00	.00	.00	7,384.56
018	9900	INSERVICE - CENTRAL	3,702.01	.00	.00	.00	.00	3,702.01
018	9901	PUBLIC SCHOOL SUPPORT - I	5,383.72	.00	.00	.00	53.95	5,329.77
018	9902	INSERVICE - SUPERINTENDEN	24,720.92	.00	.00	.00	.00	24,720.92
018	9903	BOARD/STUDENT DEVELOPMENT	2,800.00	.00	.00	.00	.00	2,800.00
018	9904	WELLNESS FUND	502.00	.00	.00	.00	.00	502.00
018	9905	PUBLIC SCHOOL SUPPORT/STU	54,192.50	.00	.00	.00	.00	54,192.50
018	9906	COMMUNICATIONS - PUBLIC S	1,752.19	632.00	1,382.00	.00	.00	3,134.19
018	9910	MAINTENANCE DEPARTMENT	3,902.36	.00	.00	.00	.00	3,902.36
018	9920	TRSP FUND	1,944.18	.00	.00	.00	.00	1,944.18
018	9930	Resource Connection	1,500.00	.00	.00	.00	.00	1,500.00
019	9000	ADAMH GRANT	642.00	.00	.00	.00	.00	642.00
019	9008	MCDAC GRANT FY18	.00	.00	20,592.00	6,352.38	6,352.38	14,239.62
019	9017	MCDAC GRANT FY17	.00	.00	.00	6,461.71	19,366.65	19,366.65-
019	9018	LOWE'S LIGHT UP GARFIELD	48.08	.00	.00	.00	.00	48.08
019	9020	RIF PROGRAM GRANT - NORTH	400.73	.00	.00	.00	.00	400.73
019	9021	JENNINGS - BLAKE - BRYNIA	.82	.00	.00	.00	.00	.82
019	9023	PUBLIC EDUCATION LEADERSH	.01	.00	.00	.00	.00	.01
019	9029	MARTHA HOLDEN JENNINGS GR	6.82	.00	.00	.00	.00	6.82
019	9030	PERFORMANCE BASED ASSESSM	79.76	.00	.00	.00	.00	79.76
019	9031	PBA FY11	256.96	.00	.00	.00	.00	256.96
019	9113	ACS-HACH CHEMISTRY GRANT	96.34	.00	.00	.00	.00	96.34
019	9180	PPG INNOVATIVE CLASSROOM	15.31	.00	.00	.00	.00	15.31
019	9213	VIDEO CLUB GRANT - MHS	2.82	.00	.00	.00	.00	2.82
019	9313	JENNINGS - NORTHROP - MIL	13.86	.00	.00	.00	.00	13.86



Date: 9/13/17

F I N A N C I A L   S U M M A R Y   R E P O R T  
Processing Month: August 2017  
MEDINA CITY SCHOOL DISTRICT

Page: 3  
(FINSUM)

Fnd	Scc	Description	Beginning Balance	MTD Revenues	FYTD Revenues	MTD Expenditures	FYTD Expenditures	Current Available Balance
019	9413	3M AND OTHER GRANT	152.03	.00	.00	.00	.00	152.03
019	9513	NEA STUDENT ACHIEVEMENT G	191.88	.00	.00	.00	.00	191.88
019	9613	FUEL UP - CONDOSTA - ROOT	492.05	.00	.00	.00	.00	492.05
019	9715	FUEL UP - BLAKE	23.82	.00	.00	.00	.00	23.82
020	9001	TRANSPORTATION ENTERPRISE	51,296.71	450.45	2,595.85	.00	2,129.42	51,763.14
022	9000	Unclaimed funds	27,461.10	.00	.00	.00	.00	27,461.10
022	9093	DIVERSION PROGRAM FED MON	1,000.00	.00	.00	.00	.00	1,000.00
022	9094	DIVERSION PROGRAM - FED.	1,000.00	.00	.00	.00	.00	1,000.00
022	9300	OH HIGH SCHOOL ATH ASSOC	1,053.98	.00	150.00	.00	.00	1,203.98
024	9001	MEDICAL AND DRUG/SELF INS	6,269,529.07	707,024.68	1,409,334.70	854,221.33	1,513,740.55	6,165,123.22
024	9002	DENTAL SELF INSURANCE FUN	361,631.41	54,542.42	108,525.71	54,964.76	109,539.05	360,618.07
024	9094	FLEX PRO	59,014.82	.00	.00	7,578.37	15,920.20	43,094.62
027	0000	WORKMANS COMP.-SELF INS	181,567.56	10,980.75	21,645.57	16,064.73	24,620.66	178,592.47
071	9013	LOCAL SALES TAX PERMANENT	3,132,294.11	.00	718,991.15	664,670.43	719,436.59	3,131,848.67
200	9110	GARFIELD STUDENT COUNCIL/	1,275.31	2.28	4.40	.00	.00	1,279.71
200	9121	ELLA CANAVAN STUDENT COUN	936.98	1.67	3.23	.00	.00	940.21
200	9134	FENN STUDENT BUSINESS	8.49	.02	.03	.00	.00	8.52
200	9140	STUDENT COUNCIL - HERITAG	147.71	.26	.51	.00	.00	148.22
200	9184	NORTHRUP ELEMENTARY STUDE	47.29	.08	.16	.00	.00	47.45
200	9185	K-KIDS KIWANIS ACTIVITY C	4,690.39	258.61	266.20	.00	119.92	4,836.67
200	9202	CLAGGETT MIDDLE SCH. STUD	3,420.21	6.11	11.79	.00	.00	3,432.00
200	9204	CLAGGETT MIDDLE SCHOOL CH	474.76	.85	1.64	.00	.00	476.40
200	9205	CLAGGETT MIDDLE SCH. BUIL	1,687.09	3.01	5.81	.00	.00	1,692.90
200	9209	CLAGGETT MIDDLE SCHOOL DR	16,602.63	29.64	57.23	.00	.00	16,659.86
200	9252	CHEERLEADERS - ROOT M.S.	40.52	.07	.14	.00	.00	40.66
200	9253	BUILDERS' CLUB - ROOT M.S	3,173.55	5.67	10.94	.00	.00	3,184.49
200	9254	HONORS ACADEMY - ROOT	1,357.05	2.42	2.42	.00	.00	1,359.47
200	9256	DRAMA CLUB - ROOT M.S.	4,025.46	7.19	13.88	.00	.00	4,039.34
200	9257	ENVIRONMENTAL CLUB - ROOT	193.79	.35	.67	.00	.00	194.46
200	9258	STUDENT COUNCIL - ROOT M.	2,262.74	4.04	7.80	.00	.00	2,270.54
200	9301	YOUNG AMERICANS FOR FREED	2,572.40	505.48	509.75	.00	.00	3,082.15
200	9302	ART CLUB	133.59	.24	.46	.00	.00	134.05
200	9303	AMERICAN FIELD SERVICE	361.39	.65	1.25	.00	.00	362.64
200	9304	CAREER ASSOCIATION	242.25	.43	.83	.00	.00	243.08
200	9305	CHEMCLUB	729.72	1.30	2.51	.00	.00	732.23
200	9306	OPERATION SMILE	5.00	.00	.00	.00	.00	5.00
200	9307	CHOIR	48,901.35	98.60	2,533.29	.00	9,508.88	41,925.76
200	9308	COMPUTER CLUB	71.61	.13	.25	.00	.00	71.86
200	9309	IMPROVE CLUB	270.18	.48	.93	.00	.00	271.11
200	9310	DELTA EPSILON PHI - NAT'L	.45	.00	.00	.00	.00	.45
200	9312	DRAMA CLUB	35,932.97	63.66	122.91	.00	275.47	35,780.41
200	9315	LEADER WITHIN U	276.12	.49	.95	.00	.00	277.07
200	9316	FRENCH CLUB	8.71	.00	.00	.00	.00	8.71
200	9318	GIRLS LEADERSHIP CLUB	3,154.65	5.63	10.87	.00	.00	3,165.52
200	9321	KEY CLUB	26,408.12	47.15	91.03	.00	.00	26,499.15
200	9323	MEDINAMITE	411.25	.73	1.41	.00	.00	412.66

Date: 9/13/17

F I N A N C I A L   S U M M A R Y   R E P O R T  
Processing Month: August 2017  
MEDINA CITY SCHOOL DISTRICT

Page: 4  
(FINSUM)

Fnd	Scc	Description	Beginning Balance	MTD Revenues	FYTD Revenues	MTD Expenditures	FYTD Expenditures	Current Available Balance
200	9324	MEDINIAN	25,424.46	34.00	146.36	6,461.01	6,461.01	19,109.81
200	9325	MHS BAND	22,024.92	39.66	264.57	.00	.00	22,289.49
200	9326	NATIONAL HONOR SOCIETY	9,211.36	16.45	31.76	.00	.00	9,243.12
200	9327	ORCHESTRA	21,549.16	38.47	74.28	.00	.00	21,623.44
200	9330	SCIENCE OLYMPIAD CLUB	136.51	.24	.47	.00	.00	136.98
200	9331	SKI CLUB	2.90	.01	.01	.00	.00	2.91
200	9332	SPANISH CLUB	8,512.58	15.20	29.35	.00	.00	8,541.93
200	9333	STUDENT COUNCIL	39,753.53	117.13	181.34	1,094.75	2,205.03	37,729.84
200	9334	WORK STUDY CLUB	5,297.94	9.46	18.26	.00	.00	5,316.20
200	9335	LATIN CLUB	1,660.53	2.96	5.72	.00	.00	1,666.25
200	9336	INTERACT ORGANIZATION	1,607.69	2.87	5.54	.00	.00	1,613.23
200	9337	AMERICAN SIGN LANGUAGE CL	166.14	.30	.58	.00	.00	166.72
200	9339	SPEECH/DEBATE CLUB	18,632.11	4,659.23	4,688.08	.00	1,272.03	22,048.16
200	9340	S. A. D. D.	1,553.99	2.77	5.35	.00	.00	1,559.34
200	9345	INTERNATIONAL CLUB	4,777.49	8.53	16.47	.00	.00	4,793.96
200	9346	PENGUIN BOWL/NOSB	257.09	.46	.89	.00	.00	257.98
200	9350	TECHNOLOGY CLUB	124.72	.22	.43	.00	.00	125.15
200	9351	THE JUNIOR STATESMEN OF A	1,190.32	2.13	4.11	.00	.00	1,194.43
200	9352	VIDEO CLUB - SR HI	6,912.25	51.92	62.95	.00	273.25	6,701.95
200	9353	CHINESE CLUB	730.31	1.30	2.51	.00	.00	732.82
200	9355	GENDER AND SEXUALITY ALLI	1,280.92	2.29	4.42	.00	.00	1,285.34
200	9380	V O F T	31,641.16	164.69	217.27	.00	.00	31,858.43
200	9416	CLASS OF 2016	2,452.99	4.38	8.46	.00	.00	2,461.45
200	9417	CLASS OF 2017	4,071.58	7.27	14.04	.00	.00	4,085.62
200	9418	CLASS OF 2018	23,183.56	12.55	24.23	.00	16,155.16	7,052.63
200	9419	CLASS OF 2019	3,984.75	76.14	82.76	54.38	54.38	4,013.13
200	9420	CLASS OF 2020	2,025.20	3.62	6.99	.00	.00	2,032.19
200	9999	GENERIC STUDENT ACTIV. FD	.01	.00	.00	.00	.00	.01
300	0000	ATHLETIC FUND	195,045.47	51,410.60	62,142.60	21,849.23	66,767.66	190,420.41
300	9121	WORLD WATCHER'S CLUB	7,362.04	.00	.00	.00	.00	7,362.04
300	9130	FENN FIELD TRIPS	.00	525.00	525.00	100.00	100.00	425.00
300	9160	BLAKE FIELD TRIPS	170.00	.00	.00	.00	.00	170.00
300	9170	WAITE FIELD TRIPS	1,272.00	.00	.00	.00	.00	1,272.00
300	9180	NORTHROP FIELD TRIPS	269.67	.00	.00	.00	.00	269.67
300	9201	CLAGGETT MIDDLE SCH. BAND	26,295.12	.00	.00	.00	35.00	26,260.12
300	9202	CLAGGETT MIDDLE SCH. ORCH	258.00	.00	.00	.00	.00	258.00
300	9203	CLAGGETT MIDDLE SCHOOL LI	370.00	.00	.00	.00	.00	370.00
300	9204	CLAGGETT M.S. CHOIR FUND	634.10	.00	.00	.00	.00	634.10
300	9208	CLAGGETT - 6TH GRADE TRIP	27,839.95	59,295.00	59,395.00	.00	.00	87,234.95
300	9250	ROOT M.S. BAND FUND	17,270.76	.00	.00	.00	48.00	17,222.76
300	9251	ROOT M.S. ORCHESTRA FUND	1,228.15	.00	.00	.00	.00	1,228.15
300	9252	ROOT M.S. CHOIR FUND	3,270.15	.00	.00	.00	.00	3,270.15
300	9253	ROOT M.S. BEEHIVE	407.27	.00	.00	.00	.00	407.27
300	9258	ROOT - DISTRICT SUPERVISE	99,129.46	2,628.00	2,766.00	.00	11,200.00	90,695.46
300	9259	ROOT DANCE TEAM	528.00	.00	.00	.00	.00	528.00
300	9302	MENS VOLLEYBALL	8,302.21	.00	.00	.00	.00	8,302.21



Date: 9/13/17

F I N A N C I A L   S U M M A R Y   R E P O R T  
Processing Month: August 2017  
MEDINA CITY SCHOOL DISTRICT

Page: 5  
(FINSUM)

Fnd	Scc	Description	Beginning Balance	MTD Revenues	FYTD Revenues	MTD Expenditures	FYTD Expenditures	Current Available Balance
300	9303	HUDDLE/SHUDDLE	1,502.31	.00	.00	.00	117.40	1,384.91
300	9304	LINK CREW	4,010.40	.00	.00	.00	.00	4,010.40
300	9305	MHS DANCE TEAM	1,450.54	.00	.00	.00	.00	1,450.54
300	9313	DRAMA/MUSICAL	11,987.17	.00	.00	.00	547.74	11,439.43
300	9325	MHS BAND TRIP	7,854.12	.00	.00	.00	.00	7,854.12
300	9334	BEEHIVE CAFE	18,441.36	.00	.00	25.00	1,125.00	17,316.36
300	9380	V O F T	640.58	.00	.00	.00	.00	640.58
401	9016	AUXILIARY FUNDS/ST FRANCI	7,447.55	.00	.00	.00	.00	7,447.55
401	9017	AUXILIARY FUNDS/ST FRANCI	59,831.48	.00	3,436.20-	11,875.51	31,993.92	24,401.36
401	9018	AUXILIARY FUNDS/ST FRANCI	.00	96,954.38	96,954.38	7,148.83	7,148.83	89,805.55
401	9026	AUX FUNDS NURTURY	5,654.05	.00	.00	.00	.00	5,654.05
401	9027	AUX FUNDS NURTURY	1,366.99	.00	2.05	.00	.00	1,369.04
401	9028	AUX FUNDS NURTURY	.00	3,486.00	3,486.00	.00	.00	3,486.00
401	9036	AUX FUNDS MCA	2,560.07	.00	.00	.00	.00	2,560.07
401	9037	AUX FUNDS MCA	34,290.21	.00	11.25	1,654.90	29,175.37	5,126.09
401	9038	AUX FUNDS MCA	.00	35,077.88	35,077.88	19,232.88	19,377.83	15,700.05
401	9046	AUX FUNDS KIDS COUNTRY	1,234.24	.00	.00	.00	.00	1,234.24
401	9047	AUX FUNDS KIDS COUNTRY	6,177.86	.00	10.27	.00	.00	6,188.13
401	9048	AUX FUNDS KIDS COUNTRY	.00	3,268.13	3,268.13	.00	.00	3,268.13
401	9066	SM WONDERS	1,644.12	.00	.00	.00	.00	1,644.12
432	9097	MANAGE. INFO. SYS. FUND	.80	.00	.00	.00	.00	.80
450	9008	SCHOOLNET PLUS FY2008: GR	1.00	.00	.00	.00	.00	1.00
451	9013	CONNECTIVITY 2013	800.00	.00	.00	.00	.00	800.00
452	9008	SCHOOLNET PROFESSIONAL DE	66.15	.00	.00	.00	.00	66.15
463	9017	ALT ED	219.48	.00	.00	.00	.00	219.48
499	9012	INTERN PSYCH FY12	45.81	.00	.00	.00	.00	45.81
499	9013	INTERN PSYCH FY13	39.97	.00	.00	.00	.00	39.97
499	9024	LOCAL GOVERNMENT INNOVATI	7,750.00	.00	.00	.00	.00	7,750.00
499	9039	INTERN PSYCHOLOGIST GRANT	2.20	.00	.00	.00	.00	2.20
499	9112	E-TECH BLENDED LEARNING G	321.71	.00	.00	.00	.00	321.71
506	9014	RESIDENT EDUCATOR GRANT	950.00	.00	.00	.00	.00	950.00
516	9015	TITLE VI-B	2,690.82	.00	.00	.00	.00	2,690.82
516	9016	TITLE VI-B	229.90	.00	.00	.00	.00	229.90
516	9017	TITLE VI-B	3,926.79	.00	.00	43,775.16	147,367.24	143,440.45-
516	9018	TITLE VI-B	.00	.00	.00	56,667.60	56,667.60	56,667.60-
572	9017	TITLE I	41,715.90	.00	.00	18,359.41	76,801.71	35,085.81-
572	9018	TITLE I	.00	.00	.00	15,377.66	15,377.66	15,377.66-
572	9116	TITLE I-D	2.83	.00	.00	.00	.00	2.83
572	9117	TITLE I-D	31,914.47	.00	.00	7,279.08	48,544.98	16,630.51-
572	9118	TITLE I-D	.00	.00	.00	2,407.93	2,407.93	2,407.93-
587	9017	PRESCHOOL	4,661.62	.00	.00	903.51	2,710.53	1,951.09
587	9018	PRESCHOOL	.00	.00	.00	903.62	903.62	903.62-
590	9017	TITLE II-A	3,719.83	.00	.00	.00	90.00	3,629.83
590	9018	TITLE II-A	.00	.00	.00	45,575.53	45,575.53	45,575.53-

Date: 9/13/17

F I N A N C I A L   S U M M A R Y   R E P O R T  
Processing Month: August 2017  
MEDINA CITY SCHOOL DISTRICT

Page: 6  
(FINSUM)

Fnd	Scd	Description	Beginning Balance	MTD Revenues	FYTD Revenues	MTD Expenditures	FYTD Expenditures	Current Available Balance
		Grand Total All Funds	72,792,031.29	9,010,623.21	31748,462.88	9,000,145.22	16185,881.33	88354,612.84
		Total Invested Funds	.00					

Date: 9/13/2017

C H E C K   R E G I S T E R  
Processing Month: August 2017  
MEDINA CITY SCHOOL DISTRICT

Page: 1  
(CHKREG)

Check#	Check Date	Org Sta	Vendor Paid	Check Amount	Status Date
007786	08/01/2017	M/M	MEMO - MEDICAL MUTUAL	88,996.40	
007787	08/01/2017	M/M	MEMO - MEDICAL MUTUAL	152,134.60	
007788	08/07/2017	M/M	MEMO - U.S. BANK PURCHASE CARD	1,733.08	
007789	08/11/2017	M/M	MEMO --S T R S	71,116.88	
007790	08/11/2017	M/M	MEMO --S E R S	3,714.69	
007791	08/11/2017	M/M	MEMO -MEDINA CITY SCHOOLS	307,222.23	
007792	08/11/2017	M/M	MEMO - HUNTINGTON NAT'L BANK	27,586.21	
007793	08/11/2017	M/M	MEMO - BUREAU WORK COMP	5,617.02	
007794	08/08/2017	M/M	MEMO - MEDICAL MUTUAL	95,687.32	
007795	08/15/2017	M/M	MEMO - MEDICAL MUTUAL	184,812.26	
007796	08/11/2017	M/M	OHIO DEPT OF ED - MEMO CK	95,797.85	
007797	08/21/2017	M/V	MEMO - U.S. BANK PURCHASE CARD	8,514.84	08/21/2017
007798	08/22/2017	M/M	MEMO - MEDICAL MUTUAL	106,869.36	
007799	08/25/2017	M/M	MEMO --S T R S	73,955.04	
007800	08/25/2017	M/M	MEMO --S E R S	3,714.69	
007801	08/25/2017	M/M	MEMO -MEDINA CITY SCHOOLS	310,227.91	
007802	08/25/2017	M/M	MEMO - HUNTINGTON NAT'L BANK	26,344.35	
007803	08/25/2017	M/M	MEMO - BUREAU WORK COMP	5,363.73	
007804	08/29/2017	M/M	MEMO - MEDICAL MUTUAL	225,721.39	
007805	08/11/2017	M/M	MEMO MET LIFE INSURANCE	4,606.17	
007806	08/16/2017	M/M	MEMO MET LIFE INSURANCE	54,964.76	
007807	08/25/2017	M/M	OHIO DEPT OF ED - MEMO CK	90,330.91	
007808	08/30/2017	M/M	GORDON FOOD SERVICE	13,276.71	
007809	08/30/2017	M/M	GORDON FOOD SERVICE	548.77	
007810	08/31/2017	M/M	STRS	447,090.00	
007811	08/31/2017	M/M	SERS - MEMO	124,834.00	
007812	08/31/2017	M/M	MEMO - P & A ADMINISTRATIVE	6,875.37	
007813	08/31/2017	M/M	MEMO - BUREAU WORK COMP	16,064.73	
618337	08/11/2017	W/R	A-TURF INC	449,510.00	08/23/2017
618338	08/11/2017	W/W	ADLER TEAM SPORTS	2,723.35	
618339	08/11/2017	W/R	ADVANCE AUTO PARTS	59.95	08/23/2017
618340	08/11/2017	W/R	ADVANCED PURCHASING CO	350.00	08/25/2017
618341	08/11/2017	W/W	AFP INDUSTRIES INC	225.40	
618342	08/11/2017	W/R	APOLLO PEST CONTROL COMPANY	628.00	08/23/2017
618343	08/11/2017	W/R	APPLIED MSS	29.77	08/17/2017
618344	08/11/2017	W/R	ARMSTRONG	534.54	08/23/2017
618345	08/11/2017	W/R	ARROW UNIFORM	686.58	08/23/2017
618346	08/11/2017	W/R	B & B TROPHIES & AWARDS	25.00	08/23/2017
618347	08/11/2017	W/R	BARNES & NOBLE EDUCATION, INC	131.65	08/23/2017
618348	08/11/2017	W/R	BELINDA MEIER	36.99	08/11/2017
618349	08/11/2017	W/R	NORTHERN TOOL & EQUIPMENT	1,214.62	08/23/2017
618350	08/11/2017	W/R	BRECKSVILLE-BROADVIEW HTS	120.00	08/25/2017
618351	08/11/2017	W/R	BRICKER & ECKLER LLP	3,762.00	08/17/2017
618352	08/11/2017	W/R	BRIGHT IDEAS PRESS, LLC	226.88	08/17/2017
618353	08/11/2017	W/R	BRUNSWICK ATHLETIC DEPT	220.00	08/23/2017
618354	08/11/2017	W/R	BSN SPORTS LLC	6,178.20	08/23/2017
618355	08/11/2017	W/W	CANTON AKRON SOCCER CLUB	600.00	
618356	08/11/2017	W/R	CAPTURE EDUCATION INC	5,000.00	08/11/2017
618357	08/11/2017	W/R	CINDY GRICE	1,295.00	08/11/2017
618358	08/11/2017	W/R	CINTAS CORPORATION	66.18	08/23/2017
618359	08/11/2017	W/R	CITY OF MEDINA	12,663.06	08/17/2017
618360	08/11/2017	W/R	CLOVERLEAF HIGH SCHOOL	100.00	08/17/2017



Date: 9/13/2017

C H E C K   R E G I S T E R  
Processing Month: August 2017  
MEDINA CITY SCHOOL DISTRICT

Page: 2  
(CHKREG)

Check#	Check Date	Org Sta	Vendor Paid	Check Amount	Status Date
618361	08/11/2017	W/R	COMDOC, INC.	204.90	08/17/2017
618362	08/11/2017	W/R	COSI	200.00	08/23/2017
618363	08/11/2017	W/R	CRANDALL COMPANY, INC	381.96	08/23/2017
618364	08/11/2017	W/R	DAMON INDUSTRIES INC	3,192.60	08/17/2017
618365	08/11/2017	W/R	DANIELLE KENDEL	1.07	08/17/2017
618366	08/11/2017	W/R	DAVID RAINS	1.18	08/11/2017
618367	08/11/2017	W/R	DAWN CIPRO	600.00	08/17/2017
618368	08/11/2017	W/R	JOHN DEERE COMPANY	33,616.63	08/23/2017
618369	08/11/2017	W/R	DISCOUNT SCHOOL SUPPLY	350.82	08/23/2017
618370	08/11/2017	W/R	EASY GRAPHICS CORP	8,461.00	08/23/2017
618371	08/11/2017	W/R	EDGE DOCUMENT SOLUTIONS, LLC	1,073.00	08/17/2017
618372	08/11/2017	W/R	EDUCATIONAL FURNITURE LLC	20,118.00	08/23/2017
618373	08/11/2017	W/R	ENTERPRISE DOOR & SUPPLY CO	2,200.00	08/17/2017
618374	08/11/2017	W/R	ERIE ELECTROSTATIC	2,488.00	08/17/2017
618375	08/11/2017	W/R	FASTENAL COMPANY	59.46	08/23/2017
618376	08/11/2017	W/R	FLOWER GALLERY LLC	152.00	08/23/2017
618377	08/11/2017	W/R	FOWLER COMPANY	5,424.95	08/17/2017
618378	08/11/2017	W/R	FRONTIER	5,571.43	08/23/2017
618379	08/11/2017	W/R	G&L SUPPLY	1,195.82	08/17/2017
618380	08/11/2017	W/R	GALE	4,687.35	08/23/2017
618381	08/11/2017	W/R	NAPA AUTOMOTIVE PARTS & SERVIC	241.16	08/23/2017
618382	08/11/2017	W/R	GLENOAK HIGH SCHOOL	170.00	08/25/2017
618383	08/11/2017	W/R	GRAINGER SUPPLY CO	89.19	08/23/2017
618384	08/11/2017	W/R	HECKMAN-I.C.I./OHC	1,847.21	08/17/2017
618385	08/11/2017	W/R	HIGHLAND HIGH SCHOOL	350.00	08/31/2017
618386	08/11/2017	W/R	IDENTIPHOTO	141.97	08/23/2017
618387	08/11/2017	W/R	IRC TEAM SPORTS	1,118.88	08/23/2017
618388	08/11/2017	W/R	JANNOT'S DESIGNS LLC	6,246.00	08/23/2017
618389	08/11/2017	W/R	JOSEPH GAUDIO	28.89	08/11/2017
618390	08/11/2017	W/R	JULIE CREW	300.00	08/23/2017
618391	08/11/2017	W/R	KATHY MARRAS	33.00	08/11/2017
618392	08/11/2017	W/R	KENNEDY COTTRELL RICHARDS LLC	2,750.00	08/23/2017
618393	08/11/2017	W/R	KRISTINA CASSIDY	48.97	08/11/2017
618394	08/11/2017	W/R	KYLE BALAS	33.07	08/17/2017
618395	08/11/2017	W/R	LAKESHORE LEARNING MATERIALS	62.45	08/23/2017
618396	08/11/2017	W/R	LICKING AREA COMPUTER ASSOC.	111,895.19	08/23/2017
618397	08/11/2017	W/W	LILLIAN SELVA	250.00	
618398	08/11/2017	W/R	MADCAP PRODUCTIONS	582.00	08/17/2017
618399	08/11/2017	W/R	MAGICAL THEATRE COMPANY	600.00	08/23/2017
618400	08/11/2017	W/W	MAHALIA COFFMAN	34.62	
618401	08/11/2017	W/R	MEDINA CITY SCHOOLS	1,327.20	08/17/2017
618402	08/11/2017	W/R	MEDINA COUNTY SANITARY	12,098.27	08/17/2017
618403	08/11/2017	W/R	MEDINA HARDWARE, INC	662.43	08/23/2017
618404	08/11/2017	W/R	MEDINA TRACTOR SALES	59.28	08/17/2017
618405	08/11/2017	W/R	MICHELLE MCGRATH	1,195.79	08/23/2017
618406	08/11/2017	W/W	MIDLAND HARDWARE COMPANY	33.20	
618407	08/11/2017	W/R	MINUTEMAN PRESS	126.00	08/23/2017
618408	08/11/2017	W/R	MOBYMAX LLC	9,822.00	08/17/2017
618409	08/11/2017	W/R	MONTVILLE POLICE DEPARTMENT	240.00	08/23/2017
618410	08/11/2017	W/R	NALS OF NORTHEAST OHIO	40.00	08/31/2017
618411	08/11/2017	W/R	NEOLA INC.	1,300.00	08/23/2017
618412	08/11/2017	W/R	USI EDUCATION & GOVT SALES	307.75	08/23/2017



Date: 9/13/2017

C H E C K   R E G I S T E R  
Processing Month: August 2017  
MEDINA CITY SCHOOL DISTRICT

Page: 3  
(CHKREG)

Check#	Check Date	Org Sta	Vendor Paid	Check Amount	Status Date
618413	08/11/2017	W/R	NORTH GATEWAY TIRE CO INC	236.40	08/17/2017
618414	08/11/2017	W/R	O.P. AQUATICS	389.41	08/23/2017
618415	08/11/2017	W/W	OAPSA	235.00	
618416	08/11/2017	W/R	OASSA	1,050.00	08/23/2017
618417	08/11/2017	W/R	OHIO EDISON COMPANY	73,811.77	08/17/2017
618418	08/11/2017	W/R	OHM ADVISORS	1,265.00	08/23/2017
618419	08/11/2017	W/R	OHIO HIGH SCHOOL ATHLETIC ASSN	500.00	08/31/2017
618420	08/11/2017	W/R	P & A ADMINISTRATIVE SERVICES	351.50	08/23/2017
618421	08/11/2017	W/R	PCMG INC	64,504.02	08/23/2017
618422	08/11/2017	W/R	PITNEY BOWES INC	599.21	08/25/2017
618423	08/11/2017	W/R	POINT SPRING & DRIVESHAFT CO	96.23	08/17/2017
618424	08/11/2017	W/R	PREMIER AGENDAS, INC.	8,396.50	08/23/2017
618425	08/11/2017	W/R	PROQUEST HOLDINGS LLC	5,270.00	08/25/2017
618426	08/11/2017	W/R	QUILL CORPORATION	8.60	08/31/2017
618427	08/11/2017	W/R	REALLY GOOD STUFF	333.17	08/23/2017
618428	08/11/2017	W/R	REBECCA MARPLE	250.00	08/23/2017
618429	08/11/2017	W/R	REINHARDT SUPPLY COMPANY	1,691.00	08/23/2017
618430	08/11/2017	W/R	RICHARD'S WHOLESALE FENCE CO	1,037.94	08/23/2017
618431	08/11/2017	W/R	ROJEN COMPANY	295.97	08/25/2017
618432	08/11/2017	W/R	RONALD L FULLER	193.67	08/11/2017
618433	08/11/2017	W/R	THEODORE ROOSEVELT HIGH SCHOOL	195.00	08/23/2017
618434	08/11/2017	W/R	SC STRATEGIC SOLUTIONS LLC	4,373.77	08/23/2017
618435	08/11/2017	W/R	SCANTRON CORP.	179.33	08/23/2017
618436	08/11/2017	W/R	SCHOLASTIC INC.	11,400.00	08/23/2017
618437	08/11/2017	W/R	SCHOOL SPECIALTY, INC	506.96	08/23/2017
618438	08/11/2017	W/R	SCOTT SCRIVEN LLP	1,038.00	08/23/2017
618439	08/11/2017	W/R	SHARON TERRION	300.00	08/17/2017
618440	08/11/2017	W/R	SHERWIN WILLIAMS COMPANY	1,921.04	08/23/2017
618441	08/11/2017	W/R	SHERYL ALLEN	2.35	08/11/2017
618442	08/11/2017	W/R	SPORTSWORLD	1,707.00	08/23/2017
618443	08/11/2017	W/R	ST. IGNATIUS HIGH SCHOOL	275.00	08/23/2017
618444	08/11/2017	W/R	STAPLES BUSINESS ADVANTAGE	360.85	08/23/2017
618445	08/11/2017	W/R	STATE OF OHIO UST FUND	1,200.00	08/23/2017
618446	08/11/2017	W/R	STERLING PAPER CO	290.50	08/23/2017
618447	08/11/2017	W/R	STORY EQUIPMENT SALES, INC.	3,763.25	08/17/2017
618448	08/11/2017	W/R	SUPECK SEPTIC SERVICES, LLC.	2,545.00	08/25/2017
618449	08/11/2017	W/R	SUPERIOR-SPEEDIE PORTABLE	148.00	08/23/2017
618450	08/11/2017	W/R	TALBERT'S COMMERCIAL PRODUCTS	4,793.26	08/17/2017
618451	08/11/2017	W/R	TAMMY LYNES	150.00	08/23/2017
618452	08/11/2017	W/R	TEACHER DIRECT	126.22	08/23/2017
618453	08/11/2017	W/R	TEACHER SYNERGY, LLC	82.99	08/23/2017
618454	08/11/2017	W/R	THE FINAL FLOOR INC	990.00	08/23/2017
618455	08/11/2017	W/R	TIM PROSTOR	630.79	08/31/2017
618456	08/11/2017	W/R	TODD ASSOCIATES, INC	252,173.00	08/17/2017
618457	08/11/2017	W/R	AUDITOR OF STATE'S OFFICE	1,709.50	08/17/2017
618458	08/11/2017	W/R	TREE MAINTENANCE SERVICE INC	2,200.00	08/23/2017
618459	08/11/2017	W/R	TURKEYFOOT GOLF CLUB	894.25	08/23/2017
618460	08/11/2017	W/R	ULINE INC	2,508.12	08/23/2017
618461	08/11/2017	W/R	VINCENT LIGHTING SYSTEMS	18,897.00	08/17/2017
618462	08/11/2017	W/R	VOCABULARY SPELLING CITY	59.95	08/23/2017
618463	08/11/2017	W/R	W W WILLIAMS CO, LLC	1,414.51	08/17/2017
618464	08/11/2017	W/R	WOLFF BROS. SUPPLY, INC.	1,558.35	08/17/2017



Date: 9/13/2017

C H E C K   R E G I S T E R  
Processing Month: August 2017  
MEDINA CITY SCHOOL DISTRICT

Page: 4  
(CHKREG)

Check#	Check Date	Org Sta	Vendor Paid	Check Amount	Status Date
618465	08/11/2017	B/R	KELLY SMITH	140.40	08/23/2017
618466	08/11/2017	B/R	KERI HUFF	92.25	08/23/2017
618467	08/11/2017	B/R	AMY ROSENWALD	90.00	08/11/2017
618468	08/11/2017	B/R	CARRIE RISCHMILLER	90.00	08/31/2017
618469	08/11/2017	B/R	JILL ALESSANDRO	98.87	08/23/2017
618470	08/11/2017	B/R	JULIE WODRICH	98.87	08/23/2017
618471	08/11/2017	B/R	SHAWNA GETZ	98.87	08/23/2017
618472	08/11/2017	B/R	TERRI LIKA	90.00	08/23/2017
618473	08/21/2017	W/R	ABC FIRE INC	7,753.00	08/23/2017
618474	08/21/2017	W/R	ABC THERAPY, LTD	4,423.75	08/21/2017
618475	08/21/2017	W/R	ADVANCE AUTO PARTS	349.65	08/25/2017
618476	08/21/2017	W/R	AIRGAS USA, LLC	141.36	08/31/2017
618477	08/21/2017	W/R	ALLIED 100 LLC	1,424.00	08/31/2017
618478	08/21/2017	W/R	AMANDA HILLS DISTRIBUTION, INC	1,823.70	08/31/2017
618479	08/21/2017	W/R	ARMSTRONG CABLE	269.85	08/25/2017
618480	08/21/2017	W/R	ARROW UNIFORM	2,445.24	08/31/2017
618481	08/21/2017	W/R	BAUDVILLE INC	112.50	08/31/2017
618482	08/21/2017	W/R	BRIAN CONDIT	44.48	08/21/2017
618483	08/21/2017	W/R	BRIAN STONITSCH	35.00	08/21/2017
618484	08/21/2017	W/R	BUTCH MEAGER	2,100.00	08/23/2017
618485	08/21/2017	W/R	CARA R COUGHLIN	530.00	08/21/2017
618486	08/21/2017	W/R	CARSON DELLOSA PUBLISHING LLC	24.92	08/31/2017
618487	08/21/2017	W/W	CLEVELAND CLINIC ATWORK	1,038.00	
618488	08/21/2017	W/R	CLEVELAND CLINIC CENTER	228,438.00	08/25/2017
618489	08/21/2017	W/R	CLEVELAND PLUMBING	18.74	08/23/2017
618490	08/21/2017	W/R	COLUMBIA GAS OF OHIO, INC	3,353.01	08/25/2017
618491	08/21/2017	W/R	CPM EDUCATIONAL PROGRAM	66,615.48	08/31/2017
618492	08/21/2017	W/R	CRANDALL COMPANY, INC	15.60	08/31/2017
618493	08/21/2017	W/R	CUYAHOGA COMMUNITY COLLEGE	765.03	08/25/2017
618494	08/21/2017	W/R	DANIEL SMITH	24.45	08/21/2017
618495	08/21/2017	W/W	DANIELLE KENDEL	7.82	
618496	08/21/2017	W/R	DEBRA HICKS	53.63	08/21/2017
618497	08/21/2017	W/R	DELANEY MCRITCHIE	30.82	08/31/2017
618498	08/21/2017	W/R	DISCOUNT SCHOOL SUPPLY	103.12	08/31/2017
618499	08/21/2017	W/R	E3 GORDON STOWE	496.00	08/31/2017
618500	08/21/2017	W/R	EASY GRAPHICS CORP	10,142.10	08/25/2017
618501	08/21/2017	W/R	EDUCATIONAL SERVICE CENTER	17,600.00	08/23/2017
618502	08/21/2017	W/R	ELECTRICAL APPLIANCE REPAIR	153.40	08/31/2017
618503	08/21/2017	W/R	ENTERPRISE FLEET MGMT INC.	9,110.24	08/25/2017
618504	08/21/2017	W/R	ERIE ELECTROSTATIC	620.00	08/31/2017
618505	08/21/2017	W/R	FARMERS EXCHANGE CO INC	159.98	08/25/2017
618506	08/21/2017	W/W	FEDERAL NEWS SERVICES, INC	414.00	
618507	08/21/2017	W/R	FOLLETT SCHOOL SOLUTIONS, INC.	6,404.58	08/25/2017
618508	08/21/2017	W/R	FRONTIER	767.38	08/31/2017
618509	08/21/2017	W/R	G&L SUPPLY	402.10	08/25/2017
618510	08/21/2017	W/R	GARDINER SERVICE COMPANY	4,303.00	08/23/2017
618511	08/21/2017	W/R	NAPA AUTOMOTIVE PARTS & SERVIC	119.98	08/31/2017
618512	08/21/2017	W/R	GORDON FOOD SERVICE	417.67	08/25/2017
618513	08/21/2017	W/R	GORDON FOOD SERVICE	88.03	08/25/2017
618514	08/21/2017	W/R	GRAINGER SUPPLY CO	25.72	08/25/2017
618515	08/21/2017	W/R	GREATER MEDINA CHAMBER	20.00	08/31/2017
618516	08/21/2017	W/R	HAMERAY PUBLISHING GROUP	498.93	08/31/2017



Date: 9/13/2017

C H E C K   R E G I S T E R  
Processing Month: August 2017  
MEDINA CITY SCHOOL DISTRICT

Page: 5  
(CHKREG)

Check#	Check Date	Org Sta	Vendor Paid	Check Amount	Status Date
618517	08/21/2017	W/R	HEINEMANN	341.00	08/25/2017
618518	08/21/2017	W/R	HOUGHTON MIFFLIN	2,379.09	08/25/2017
618519	08/21/2017	W/W	HOUSE OF FLOWERS & GIFTS LLC	215.00	
618520	08/21/2017	W/R	INTERACTIVE HEALTH	32,272.46	08/31/2017
618521	08/21/2017	W/R	JULIE WAUGH	59.94	08/21/2017
618522	08/21/2017	W/R	KAREN McGINTY	63.22	08/21/2017
618523	08/21/2017	W/R	KEITH SOOY	540.00	08/31/2017
618524	08/21/2017	W/R	KRISTINA CASSIDY	90.96	08/21/2017
618525	08/21/2017	W/R	KYLE BALAS	63.08	08/25/2017
618526	08/21/2017	W/R	LAKE ERIE ELECTRIC INC	57,780.00	08/31/2017
618527	08/21/2017	W/R	LANGUAGE LEARNING ASSOCIATES	3,041.25	08/21/2017
618528	08/21/2017	W/R	LORAIN COUNTY COMM. COLLEGE	150.00	08/31/2017
618529	08/21/2017	W/W	MAHALIA COFFMAN	30.39	
618530	08/21/2017	W/R	MARS ELECTRIC CO.	439.34	08/23/2017
618531	08/21/2017	W/R	MCMASTER-CARR	28.34	08/25/2017
618532	08/21/2017	W/R	MEDINA GLASS COMPANY	1,213.48	08/31/2017
618533	08/21/2017	W/R	MEDINA SIGN POST INC	148.00	08/31/2017
618534	08/21/2017	W/R	MICHELE BENNETT	194.57	08/21/2017
618535	08/21/2017	W/R	MONTVILLE POLICE DEPARTMENT	600.00	08/31/2017
618536	08/21/2017	W/R	MT BUSINESS TECHNOLOGIES, INC.	217.97	08/25/2017
618537	08/21/2017	W/W	THE M CONLEY COMPANY	107.96	
618538	08/21/2017	W/R	OHIO DEPT OF JOB &	1,044.42	08/31/2017
618539	08/21/2017	W/R	OHIO EDISON COMPANY	186.90	08/25/2017
618540	08/21/2017	W/R	OHIO SCHOOLS COUNCIL- NAT GAS	17,333.17	08/31/2017
618541	08/21/2017	W/R	OWEN M COUGHLIN, JR.	610.00	08/25/2017
618542	08/21/2017	W/R	PAMELA DOWNEY	43.96	08/21/2017
618543	08/21/2017	W/R	PAYSCHOOLS	15,277.90	08/31/2017
618544	08/21/2017	W/R	PEARSON ASSESSMENTS	360.00	08/25/2017
618545	08/21/2017	W/R	PEARSON PRENTICE HALL	26,335.53	08/25/2017
618546	08/21/2017	W/R	PEARSON EDUCATION, INC.	24,755.63	08/25/2017
618547	08/21/2017	W/R	PERFECTION LEARNING CORP.	1,654.90	08/31/2017
618548	08/21/2017	W/R	PLUMMASTER, INC.	290.00	08/25/2017
618549	08/21/2017	W/R	RAFCOMM, INC.	310.00	08/31/2017
618550	08/21/2017	W/R	REALLY GOOD STUFF	186.78	08/31/2017
618551	08/21/2017	W/R	REINHARDT SUPPLY COMPANY	2,100.79	08/25/2017
618552	08/21/2017	W/R	RJ VERNAK REFRIGERATION	295.00	08/31/2017
618553	08/21/2017	W/R	SCHOLASTIC MAGAZINES	1,004.94	08/25/2017
618554	08/21/2017	W/R	SCHOOL SPECIALTY, INC	1,144.47	08/31/2017
618555	08/21/2017	W/W	SCOTT MOATS CONSTRUCTION SERV	620.00	
618556	08/21/2017	W/R	SHERWIN WILLIAMS COMPANY	664.67	08/31/2017
618557	08/21/2017	W/R	SIMPLEX GRINNELL LP	369.00	08/25/2017
618558	08/21/2017	W/R	SLAM DUNK SPORTS MARKETING	2,319.53	08/31/2017
618559	08/21/2017	W/R	SOLUTIONS BEHAVIORAL	291.47	08/31/2017
618560	08/21/2017	W/R	STAPLES BUSINESS ADVANTAGE	127.92	08/25/2017
618561	08/21/2017	W/R	STAPLES TECHNOLOGY SOLUTIONS	15,212.16	08/25/2017
618562	08/21/2017	W/R	STUDIES WEEKLY, INC	573.75	08/31/2017
618563	08/21/2017	W/R	TALBERT'S COMMERCIAL PRODUCTS	110.43	08/25/2017
618564	08/21/2017	W/R	TEACHER SYNERGY, LLC	159.45	08/31/2017
618565	08/21/2017	W/R	TECHNOLOGY ENGINEERING	11,126.25	08/21/2017
618566	08/21/2017	W/R	TERI LEWIS	250.00	08/23/2017
618567	08/21/2017	W/R	THE MISSING PIECE LLC	745.00	08/25/2017
618568	08/21/2017	W/R	THERESA PAPPANO	76.54	08/21/2017



Date: 9/13/2017

C H E C K   R E G I S T E R  
Processing Month: August 2017  
MEDINA CITY SCHOOL DISTRICT

Page: 6  
(CHKREG)

Check#	Check Date	Org Sta	Vendor Paid	Check Amount	Status Date
618569	08/21/2017	W/R	OHIO DEPARTMENT OF COMMERCE	494.50	08/31/2017
618570	08/21/2017	W/R	UNITED DISABILITY SERVICES	525.00	08/31/2017
618571	08/21/2017	W/R	MT BUSINESS TECHNOLOGIES INC.	78,952.01	08/25/2017
618572	08/21/2017	W/R	VERIZON WIRELESS	381.24	08/25/2017
618573	08/21/2017	W/R	VINEZ CONSTRUCTION GROUP LLC	4,100.00	08/25/2017
618574	08/21/2017	W/R	WOLFF BROS. SUPPLY, INC.	330.55	08/25/2017
618575	08/21/2017	W/R	YOST EQUIPMENT SALES &	229.60	08/31/2017
618576	08/21/2017	B/R	PAUL THORNTON	92.35	08/25/2017
618577	08/21/2017	B/R	ROSE GUTA	35.16	08/31/2017
618578	08/21/2017	B/R	DAWN KREAKIE	438.00	08/25/2017
618579	08/25/2017	W/R	TALBERT'S COMMERCIAL PRODUCTS	9,017.00	08/31/2017
618580	08/30/2017	W/W	4IMPRINT INC	192.35	
618581	08/30/2017	W/W	A SIGN ABOVE INC	1,334.00	
618582	08/30/2017	W/W	ABDO PUBLISHING COMPANY	16.95	
618583	08/30/2017	W/W	ADVANCE AUTO PARTS	118.77	
618584	08/30/2017	W/W	ALBRIGHT SECURITY CENTER, INC.	6.00	
618585	08/30/2017	W/W	ALLIANCE FOR HIGH QUALITY EDUC	210.00	
618586	08/30/2017	W/R	ALLISON LEHMAN	161.88	08/31/2017
618587	08/30/2017	W/W	ALUMINUM ATHLETIC EQUIPMENT CO	60.00	
618588	08/30/2017	W/W	AMAZON.COM	4,099.61	
618589	08/30/2017	W/R	ANGELA NUCKOLS	1,140.00	08/31/2017
618590	08/30/2017	W/W	ANTHONY BELSITO	270.00	
618591	08/30/2017	W/W	APPLIED MSS	404.81	
618592	08/30/2017	W/W	AQUACLEAR	68.90	
618593	08/30/2017	W/W	ARROW UNIFORM	1,238.91	
618594	08/30/2017	W/W	ASCD	69.00	
618595	08/30/2017	W/R	BLACKBOARD INC (WEBSITE)	31,982.38	08/31/2017
618596	08/30/2017	W/W	DAIRYMENS	1,920.92	
618597	08/30/2017	W/W	BORGMAN ATHLETICS GROUP LLC	1,426.19	
618598	08/30/2017	W/W	BRICKER & ECKLER LLP	2,600.49	
618599	08/30/2017	W/W	BUEHLER'S MARKETS	148.83	
618600	08/30/2017	W/W	C MARTIN TRUCKING	1,262.02	
618601	08/30/2017	W/W	CAMP CHRISTOPHER	100.00	
618602	08/30/2017	W/W	CCI COMMERCIAL CONSTRUCTION	61,880.39	
618603	08/30/2017	W/W	CDWG	1,252.24	
618604	08/30/2017	W/W	CINTAS CORPORATION	343.48	
618605	08/30/2017	W/W	CITY OF MEDINA	423.80	
618606	08/30/2017	W/W	CLARENCE CRUM	1,422.00	
618607	08/30/2017	W/W	CLEVELAND VICON COMPANY INC	1,675.00	
618608	08/30/2017	W/W	COLUMBIA GAS OF OHIO, INC	28.59	
618609	08/30/2017	W/W	CORE MATTERS	10,274.95	
618610	08/30/2017	W/W	CRISIS PREVENTON INST, INC.	300.00	
618611	08/30/2017	W/W	CPM EDUCATIONAL PROGRAM	14,285.36	
618612	08/30/2017	W/W	CROSSROADS ASPHALT	179,832.40	
618613	08/30/2017	W/W	CTB McGRAW-HILL	20,274.34	
618614	08/30/2017	W/R	DAWN HARRINGTON	26.52	08/31/2017
618615	08/30/2017	W/W	DISCOUNT SCHOOL SUPPLY	21.25	
618616	08/30/2017	W/W	EASY GRAPHICS CORP	43,530.00	
618617	08/30/2017	W/W	EDUCATIONAL FURNITURE LLC	846.30	
618618	08/30/2017	W/R	EDWARD GAMBACCINI	13.47	08/31/2017
618619	08/30/2017	W/R	ELENA HOFFMAN	50.00	08/31/2017
618620	08/30/2017	W/R	ELIZABETH RISSMILLER	980.00	08/31/2017



Date: 9/13/2017

C H E C K   R E G I S T E R  
Processing Month: August 2017  
MEDINA CITY SCHOOL DISTRICT

Page: 7  
(CHKREG)

Check#	Check Date	Org Sta	Vendor Paid	Check Amount	Status Date
618621	08/30/2017	W/W	EMG	8,062.37	
618622	08/30/2017	W/W	ERICKA KOTT	50.00	
618623	08/30/2017	W/W	FARMERS EXCHANGE CO INC	99.98	
618624	08/30/2017	W/W	FASTENAL COMPANY	57.20	
618625	08/30/2017	W/W	FOLLETT LIBRARY BOOK COMPANY	950.45	
618626	08/30/2017	W/W	FOLLETT SCHOOL SOLUTIONS, INC.	9,472.49	
618627	08/30/2017	W/W	FRANKLIN COVEY -LEADER IN ME	404.01	
618628	08/30/2017	W/W	FRONTIER	4,981.68	
618629	08/30/2017	W/W	GALLEY PRINTING, INC.	182.00	
618630	08/30/2017	W/W	GCSSA - GREATER CLEVELAND	100.00	
618631	08/30/2017	W/W	NAPA AUTOMOTIVE PARTS & SERVIC	102.85	
618632	08/30/2017	W/R	GERALD TODOROVICH, JR	84.45	08/31/2017
618633	08/30/2017	W/W	GORDON FOOD SERVICE	140.54	
618634	08/30/2017	W/W	HEAPY ENGINEERING	900.00	
618635	08/30/2017	W/W	HEINEMANN	1,476.20	
618636	08/30/2017	W/W	HOUGHTON MIFFLIN	254,624.58	
618637	08/30/2017	W/W	HUDSON HIGH SCHOOL	635.00	
618638	08/30/2017	W/W	HUDSON CITY SCHOOL DISTRICT	200.00	
618639	08/30/2017	W/W	ICE CREAM SPECIALTIES INC	1,847.86	
618640	08/30/2017	W/W	IMS GLOBAL LEARNING CONSORTIUM	1,000.00	
618641	08/30/2017	W/W	JACK CHARLES BERCKEMEYER	4,122.74	
618642	08/30/2017	W/R	JANE WATT	44.99	08/31/2017
618643	08/30/2017	W/R	JENNIFER PLATO-HAYDEN	39.96	08/31/2017
618644	08/30/2017	W/R	JESSICA L TOOCHECK	147.66	08/31/2017
618645	08/30/2017	W/W	JOHN WILEY & SONS	1,983.66	
618646	08/30/2017	W/R	JOSEPH STEFANKO	50.74	08/31/2017
618647	08/30/2017	W/W	JOSHEN PAPER & PACKAGING	1,632.04	
618648	08/30/2017	W/W	JOSTEN'S INC	6,461.01	
618649	08/30/2017	W/R	JULIE WILKES	142.51	08/31/2017
618650	08/30/2017	W/R	KAREN MCGINTY	132.28	08/31/2017
618651	08/30/2017	W/R	KAREN PETERS	78.18	08/31/2017
618652	08/30/2017	W/R	KELI HELMAN	50.00	08/31/2017
618653	08/30/2017	W/R	KRISTIN MCRITCHIE	144.91	08/31/2017
618654	08/30/2017	W/W	KYLE BALAS	2.09	
618655	08/30/2017	W/W	LAKE LOCAL SCHOOL DISTRICT	2,284.55	
618656	08/30/2017	W/W	LAKESHORE LEARNING MATERIALS	890.95	
618657	08/30/2017	W/R	LAURA CALAIACOVO	64.75	08/31/2017
618658	08/30/2017	W/W	LEARN21: A FLEXIBLE LEARNING	99,772.00	
618659	08/30/2017	W/W	LEARNING A-Z	94.95	
618660	08/30/2017	W/W	LEARNING WITHOUT TEARS	1,784.86	
618661	08/30/2017	W/W	MADCAP PRODUCTIONS	583.00	
618662	08/30/2017	W/W	MAHALIA COFFMAN	7.44	
618663	08/30/2017	W/R	MARY HERRMANN	44.78	08/31/2017
618664	08/30/2017	W/R	MARY WYEMURA	41.85	08/31/2017
618665	08/30/2017	W/W	MCGRAW-HILL SCHOOL EDU. LLC	57,221.39	
618666	08/30/2017	W/W	MCMaster-CARR	1,104.15	
618667	08/30/2017	W/W	MCS FOOD SERVICE DEPT.	354.46	
618668	08/30/2017	W/W	MEDINA COUNTY PORT AUTHORITY	853.00	
618669	08/30/2017	W/W	MEGAN PERKINS	630.00	
618670	08/30/2017	W/W	MENTOR HIGH SCHOOL	190.00	
618671	08/30/2017	W/W	MINUTEMAN PRESS	755.00	
618672	08/30/2017	W/W	MNJ TECHNOLOGIES PUBLIC	1,411.00	



Date: 9/13/2017

C H E C K   R E G I S T E R  
Processing Month: August 2017  
MEDINA CITY SCHOOL DISTRICT

Page: 8  
(CHKREG)

Check#	Check Date	Org Sta	Vendor Paid	Check Amount	Status Date
618673	08/30/2017	W/W	NASCO	415.39	
618674	08/30/2017	W/W	NATIONAL GEOGRAPHIC EXPLORER	465.30	
618675	08/30/2017	W/W	NICKLES BAKERY	1,007.17	
618676	08/30/2017	W/W	OHIO ASSOC OF STUDENT COUNCILS	1,050.00	
618677	08/30/2017	W/W	OEDSA	200.00	
618678	08/30/2017	W/W	OASBO	2,246.00	
618679	08/30/2017	W/W	OASSA	275.00	
618680	08/30/2017	W/W	OHIO EDISON COMPANY	19,695.69	
618681	08/30/2017	W/W	OHIO SCHOOL BOARDS ASSOC	330.00	
618682	08/30/2017	W/W	OHIO STATE UNIVERSITY	2,400.00	
618683	08/30/2017	W/W	OPFMA	530.00	
618684	08/30/2017	W/W	ORIENTAL TRADING COMPANY	350.43	
618685	08/30/2017	W/W	ORIGINAL SEAT SACK COMPANY	134.25	
618686	08/30/2017	W/W	OWEN M COUGHLIN, JR.	500.00	
618687	08/30/2017	W/W	P & A ADMINISTRATIVE SERVICES	351.50	
618688	08/30/2017	W/W	PEARSON EDUCATION, INC.	12,112.01	
618689	08/30/2017	W/W	PEARSON PRENTICE HALL	20,869.41	
618690	08/30/2017	W/W	CAFETERIA-PEPSI COLA ORDERS	704.90	
618691	08/30/2017	W/W	PERFECTION LEARNING CORP.	1,428.79	
618692	08/30/2017	W/W	POINT SPRING & DRIVESHAFT CO	94.68	
618693	08/30/2017	W/W	PRAXAIR	24.05	
618694	08/30/2017	W/W	PREMIER AGENDAS, INC.	4,298.50	
618695	08/30/2017	W/W	QUILL CORPORATION	338.13	
618696	08/30/2017	W/W	QUILL.COM	1,565.53	
618697	08/30/2017	W/W	REALLY GOOD STUFF	812.74	
618698	08/30/2017	W/W	REINHARDT SUPPLY COMPANY	4,265.13	
618699	08/30/2017	W/W	REPRO-DEPOT PRINTING	181.25	
618700	08/30/2017	W/W	RIVER VALLEY LOCAL SCHOOL DIST	2,458.33	
618701	08/30/2017	W/R	ROBERTA GANGL	67.00	08/31/2017
618702	08/30/2017	W/R	RONALD L FULLER	46.57	08/31/2017
618703	08/30/2017	W/W	ROWLEYS WHOLESALE	263.98	
618704	08/30/2017	W/R	SANDRA DOWNEY	95.23	08/31/2017
618705	08/30/2017	W/W	SANSON COMPANY	2,252.60	
618706	08/30/2017	W/W	SCHOLASTIC/SUPER SCIENCE MAG	1,809.16	
618707	08/30/2017	W/W	CLASSROOM DIRECT	182.14	
618708	08/30/2017	W/W	SCHOOL SPECIALTY, INC	1,789.89	
618709	08/30/2017	W/W	SCHOOLMATE	1,035.25	
618710	08/30/2017	W/W	SCOTT SCRIVEN LLP	411.76	
618711	08/30/2017	W/R	SENDERO THERAPIES, INC.	4,481.50	08/31/2017
618712	08/30/2017	W/W	SENECA EAST HIGH SCHOOL	200.00	
618713	08/30/2017	W/W	SHERWIN WILLIAMS COMPANY	100.87	
618714	08/30/2017	W/W	SIGN MEDIA, INC.	6,140.20	
618715	08/30/2017	W/W	SMITH PETERS KALAIL CO., LPA	2,508.23	
618716	08/30/2017	W/W	SPORTSWORLD	3,591.40	
618717	08/30/2017	W/W	STANDARD WELDING & STEEL	202.10	
618718	08/30/2017	W/W	STAPLES BUSINESS ADVANTAGE	872.40	
618719	08/30/2017	W/W	STAPLES TECHNOLOGY SOLUTIONS	2,116.98	
618720	08/30/2017	W/R	STEPHANIE JESSUP	20.00	08/31/2017
618721	08/30/2017	W/W	STEPS ACADEMY	4,500.00	
618722	08/30/2017	W/R	STEVE SHURANCE	49.57	08/31/2017
618723	08/30/2017	W/W	STUDIES WEEKLY, INC	183.60	
618724	08/30/2017	W/W	SUPECK SEPTIC SERVICES, LLC.	25.00	

Date: 9/13/2017

C H E C K   R E G I S T E R  
Processing Month: August 2017  
MEDINA CITY SCHOOL DISTRICT

Page: 9  
(CHKREG)

Check#	Check Date	Org Sta	Vendor Paid	Check Amount	Status Date
618725	08/30/2017	W/W	SUPERIOR-SPEEDIE PORTABLE	148.00	
618726	08/30/2017	W/W	SUPREME COURT OF OHIO	350.00	
618727	08/30/2017	W/W	TALBERT'S COMMERCIAL PRODUCTS	993.63	
618728	08/30/2017	W/W	TCI	1,764.00	
618729	08/30/2017	W/W	TEACHER SYNERGY, LLC	30.95	
618730	08/30/2017	W/R	TIM SUTHERLAND	29.00	08/31/2017
618731	08/30/2017	W/W	TOTAL EDUCATION SOLUTIONS INC	6,240.00	
618732	08/30/2017	W/R	TRACEY KELLY	90.34	08/31/2017
618733	08/30/2017	W/W	TREE MAINTENANCE SERVICE INC	450.00	
618734	08/30/2017	W/W	TREND ENTERPRISES, INC.	25.93	
618735	08/30/2017	W/R	TYLER SKIDMORE	242.89	08/31/2017
618736	08/30/2017	W/W	UNIVERSITY SCHOOL GOLF	315.00	
618737	08/30/2017	W/R	VICTORIA KOCHER	338.65	08/31/2017
618738	08/30/2017	W/W	VISTA HIGHER LEARNING, INC.	4,220.89	
618739	08/30/2017	W/W	W.B. MASON CO., INC.	17,692.56	
618740	08/30/2017	W/W	ERIC JACKSON IDEA	75.00	
618741	08/30/2017	W/W	WALSH JESUIT HIGH SCHOOL	740.00	
618742	08/30/2017	W/R	WENDY SHUBROWSKY	77.08	08/31/2017
618743	08/30/2017	W/W	WOLFF BROS. SUPPLY, INC.	249.18	
618744	08/30/2017	W/W	WV CENTER FOR PROF DEVELOPMENT	800.00	
618745	08/30/2017	W/W	YOST EQUIPMENT SALES &	377.68	
618746	08/30/2017	W/W	ZEP SALES & SERVICE	127.69	
618747	08/30/2017	B/B	AIMEE MEENAN	300.00	
618748	08/30/2017	B/B	MATTHEW C MILLER	300.00	
618749	08/30/2017	B/B	SANDI GORFIDO	40.00	
618750	08/30/2017	B/B	MEDINA CITY SCHOOLS	3.25	
942359	08/11/2017	C/C	MEMO -MEDINA CITY SCHOOLS	1,849,143.64	
942360	08/25/2017	C/C	MEMO -MEDINA CITY SCHOOLS	1,765,475.20	
Total Checks Issued				\$ 9,075,142.88	



Date: 09/12/17  
Time: 4:31 pm

MEDINA CITY SCHOOL DISTRICT  
Appropriation Account Summary  
SORTED BY FUND-SCC

Page: 1  
(APPSUM)

FYTD Appropriated	Prior FY Carryover Encumbrances	FYTD Expendable	FYTD Actual Expenditures	MTD Actual Expenditures	Current Encumbrances	FYTD Unencumbered Balance	FYTD Percent Exp/Enc
*****TOTAL FOR FUND-SCC 001 0000 (GENERAL FUND):							
60,868,558.80	967,514.77	61,836,073.57	12,078,213.58	6,462,327.26	2,423,147.95	47,334,712.04	23.45
=====							
*****TOTAL FOR FUND-SCC 002 0000 (BOND RETIREMENT):							
1,414,750.00	0.00	1,414,750.00	0.00	0.00	0.00	1,414,750.00	0.00
=====							
*****TOTAL FOR FUND-SCC 002 9000 (BOND RETIREMENT - NEW ELEM/SR HIGH):							
4,293,911.50	0.00	4,293,911.50	0.00	0.00	0.00	4,293,911.50	0.00
=====							
*****TOTAL FOR FUND-SCC 002 9012 (LOCAL SALES TAX RETIREMENT OF COPS):							
1,743,512.50	0.00	1,743,512.50	0.00	0.00	0.00	1,743,512.50	0.00
=====							
*****TOTAL FOR FUND-SCC 002 9014 (CONSOLIDATION - ENERGY & TRANSP NOTES):							
337,987.50	0.00	337,987.50	0.00	0.00	0.00	337,987.50	0.00
=====							
*****TOTAL FOR FUND-SCC 003 9001 (MEDINA CITY REC CENTER-PERMANENT IMPROV.):							
166,546.25	8,435.50	174,981.75	123,440.86	125,573.36	44,194.39	7,346.50	95.80
=====							
*****TOTAL FOR FUND-SCC 006 0000 (LUNCHROOM FUND):							
2,504,864.09	3,240.91	2,508,105.00	242,228.16	138,017.72	173,792.35	2,092,084.49	16.59
=====							
*****TOTAL FOR FUND-SCC 009 9000 (STAR):							
29,986.75	0.00	29,986.75	0.00	0.00	0.00	29,986.75	0.00
=====							
*****TOTAL FOR FUND-SCC 009 9110 (UNIFORM SUPPLIES GARFIELD):							
9,678.00	0.00	9,678.00	5,180.24	5,180.24	3,645.76	852.00	91.20
=====							
*****TOTAL FOR FUND-SCC 009 9120 (UNIFORM SUPPLIES - CANAVAN):							
12,059.48	174.52	12,234.00	9,291.64	9,137.64	1,492.12	1,450.24	88.15
=====							



Date: 09/12/17  
Time: 4:31 pm

MEDINA CITY SCHOOL DISTRICT  
Appropriation Account Summary  
SORTED BY FUND-SCC

Page: 2  
(APPSUM)

FYTD Appropriated	Prior FY Carryover Encumbrances	FYTD Expendable	FYTD Actual Expenditures	MTD Actual Expenditures	Current Encumbrances	FYTD Unencumbered Balance	FYTD Percent Exp/Enc
*****TOTAL FOR FUND-SCC 009 9130 (UNIFORM SUPPLIES - FENN):							
15,548.11	0.00	15,548.11	8,892.10	8,892.10	5,233.57	1,422.44	90.85
=====							
*****TOTAL FOR FUND-SCC 009 9140 (UNIFORM SUPPLIES - HERITAGE):							
11,584.50	0.00	11,584.50	8,196.81	8,196.81	1,511.94	1,875.75	83.81
=====							
*****TOTAL FOR FUND-SCC 009 9160 (UNIFORM SUPPLIES - BLAKE):							
14,781.00	0.00	14,781.00	10,480.18	10,480.18	1,473.31	2,827.51	80.87
=====							
*****TOTAL FOR FUND-SCC 009 9170 (UNIFORM SUPPLIES - RALPH WAITE ELEMENTARY):							
16,421.11	468.23	16,889.34	13,496.31	13,496.31	3,393.03	0.00	100.00
=====							
*****TOTAL FOR FUND-SCC 009 9180 (UNIFORM SUPPLIES - ELIZA NORTHROP ELEMENTARY ):							
12,840.00	0.00	12,840.00	10,557.70	10,557.70	1,026.49	1,255.81	90.22
=====							
*****TOTAL FOR FUND-SCC 009 9200 (UNIFORM SUPPLIES - CLAGGETT MIDDLE SCHOOL):							
51,557.00	0.00	51,557.00	713.24-	713.24-	35,531.43	16,738.81	67.53
=====							
*****TOTAL FOR FUND-SCC 009 9210 (UNIFORM SUPPLIES - A.I. ROOT MIDDLE SCHOOL):							
35,412.53	588.47	36,001.00	15,553.43	15,139.87	10,441.98	10,005.59	72.21
=====							
*****TOTAL FOR FUND-SCC 009 9300 (UNIFORM SUPPLIES - SENIOR HIGH SCHOOL):							
162,651.00	3,169.47	165,820.47	25,786.64	17,291.39	53,756.05	86,277.78	47.97
=====							
*****TOTAL FOR FUND-SCC 014 9016 (MEDINA CNTY JUV DET CNTR):							
288,625.00	0.00	288,625.00	43,663.16	21,269.88	0.00	244,961.84	15.13
=====							
*****TOTAL FOR FUND-SCC 014 9116 (EVOLVE FY 16):							
479,717.00	10,774.19	490,491.19	83,886.85	39,773.72	9,213.71	397,390.63	18.98
=====							

Date: 09/12/17  
Time: 4:31 pm

MEDINA CITY SCHOOL DISTRICT  
Appropriation Account Summary  
SORTED BY FUND-SCC

Page: 3  
(APPSUM)

FYTD Appropriated	Prior FY Carryover Encumbrances	FYTD Expendable	FYTD Actual Expenditures	MTD Actual Expenditures	Current Encumbrances	FYTD Unencumbered Balance	FYTD Percent Exp/Enc
*****TOTAL FOR FUND-SCC 016 0000 (EMERGENCY LEVY):							
3,100,869.00	0.00	3,100,869.00	464,495.14	232,566.03	11,146.69	2,625,227.17	15.34
=====							
*****TOTAL FOR FUND-SCC 018 9110 (PRINCIPAL'S FUND - GARFIELD):							
10,674.04	75.96	10,750.00	525.77	449.81	503.83	9,720.40	9.58
=====							
*****TOTAL FOR FUND-SCC 018 9111 (GARFIELD SCHOOL STORE):							
250.00	0.00	250.00	50.00	50.00	0.00	200.00	20.00
=====							
*****TOTAL FOR FUND-SCC 018 9113 (GARFIELD MEDIA CENTER):							
700.00	0.00	700.00	0.00	0.00	0.00	700.00	0.00
=====							
*****TOTAL FOR FUND-SCC 018 9120 (PRINCIPAL - CANAVAN):							
9,270.00	3,765.23	13,035.23	3,486.84	2,882.34	8,219.35	1,329.04	89.80
=====							
*****TOTAL FOR FUND-SCC 018 9123 (BOOK FAIR - CANAVAN):							
11,000.00	144.54	11,144.54	43.26	0.00	8,101.28	3,000.00	73.08
=====							
*****TOTAL FOR FUND-SCC 018 9130 (PRINCIPAL - FENN):							
30,650.00	0.00	30,650.00	1,814.23	1,564.23	14,254.77	14,581.00	52.43
=====							
*****TOTAL FOR FUND-SCC 018 9132 (FENN SCHOOL STORE):							
750.00	0.00	750.00	50.00	0.00	300.00	400.00	46.67
=====							
*****TOTAL FOR FUND-SCC 018 9135 (MEDINA SKI TEAM - DISTRICTWIDE):							
6,000.00	0.00	6,000.00	0.00	0.00	0.00	6,000.00	0.00
=====							
*****TOTAL FOR FUND-SCC 018 9140 (PRINCIPAL'S FUND - HERITAGE):							
23,700.00	0.00	23,700.00	453.96	453.96	996.04	22,250.00	6.12
=====							

Date: 09/12/17  
Time: 4:31 pm

MEDINA CITY SCHOOL DISTRICT  
Appropriation Account Summary  
SORTED BY FUND-SCC

Page: 4  
(APPSUM)

FYTD Appropriated	Prior FY Carryover Encumbrances	FYTD Expendable	FYTD Actual Expenditures	MTD Actual Expenditures	Current Encumbrances	FYTD Unencumbered Balance	FYTD Percent Exp/Enc
*****TOTAL FOR FUND-SCC 018 9143 (HERITAGE MEDIA CENTER):							
6,000.00	0.00	6,000.00	0.00	0.00	6,000.00	0.00	100.00
=====							
*****TOTAL FOR FUND-SCC 018 9160 (PRINCIPAL'S FUND - H G BLAKE):							
21,400.00	137.25	21,537.25	542.72	417.47	1,744.53	19,250.00	10.62
=====							
*****TOTAL FOR FUND-SCC 018 9161 (LEADER IN ME - BLAKE):							
7,300.00	0.00	7,300.00	0.00	0.00	0.00	7,300.00	0.00
=====							
*****TOTAL FOR FUND-SCC 018 9163 (BLAKE MEDIA CENTER):							
7,500.00	0.00	7,500.00	16.95	16.95	0.00	7,483.05	0.23
=====							
*****TOTAL FOR FUND-SCC 018 9170 (PRINCIPALS FUND - RALPH WAITE ELEMENTARY):							
16,800.00	2,437.37	19,237.37	1,898.64	1,008.00	2,488.73	14,850.00	22.81
=====							
*****TOTAL FOR FUND-SCC 018 9173 (MEDIA CENTER RALPH WAITE ELEMENTARY):							
11,000.00	0.00	11,000.00	0.00	0.00	0.00	11,000.00	0.00
=====							
*****TOTAL FOR FUND-SCC 018 9180 (PRINCIPALS FUND ELIZA NORTHROP ELEMENTARY):							
19,834.77	265.23	20,100.00	1,175.84-	754.59	4,412.24	16,863.60	16.10
=====							
*****TOTAL FOR FUND-SCC 018 9181 (NORTHROP ELEMENTARY SCHOOL STORE):							
1,000.00	0.00	1,000.00	0.00	0.00	0.00	1,000.00	0.00
=====							
*****TOTAL FOR FUND-SCC 018 9183 (MEDIA CENTER ELIZA NORTHROP ELEMENTARY):							
5,300.00	0.00	5,300.00	0.00	0.00	0.00	5,300.00	0.00
=====							
*****TOTAL FOR FUND-SCC 018 9200 (PRINCIPAL'S FUND - CLAGGETT M.S.):							
15,590.44	109.56	15,700.00	668.90	668.90	3,058.10	11,973.00	23.74
=====							



Date: 09/12/17  
Time: 4:31 pm

MEDINA CITY SCHOOL DISTRICT  
Appropriation Account Summary  
SORTED BY FUND-SCC

Page: 5  
(APPSUM)

FYTD Appropriated	Prior FY Carryover Encumbrances	FYTD Expendable	FYTD Actual Expenditures	MTD Actual Expenditures	Current Encumbrances	FYTD Unencumbered Balance	FYTD Percent Exp/Enc
*****TOTAL FOR FUND-SCC 018 9203 (CLAGGETT M.S. MEDIA CENTER):							
2,972.81	227.19	3,200.00	0.00	0.00	212.10	2,987.90	6.63
=====							
*****TOTAL FOR FUND-SCC 018 9210 (PRINCIPAL'S FUND - ROOT M.S.):							
35,603.09	6,268.91	41,872.00	621.76	121.76	11,047.15	30,203.09	27.87
=====							
*****TOTAL FOR FUND-SCC 018 9211 (ROOT M.S. MEDIA CENTER):							
4,234.81	215.19	4,450.00	110.75	0.00	153.05	4,186.20	5.93
=====							
*****TOTAL FOR FUND-SCC 018 9213 (SPECIAL FUNDRAISER - ROOT M.S.):							
12,393.00	0.00	12,393.00	0.00	0.00	0.00	12,393.00	0.00
=====							
*****TOTAL FOR FUND-SCC 018 9300 (PRINCIPAL'S FUND - SENIOR HIGH):							
44,500.00	11,126.78	55,626.78	3,871.62	3,099.54	51,295.16	460.00	99.17
=====							
*****TOTAL FOR FUND-SCC 018 9303 (PERFORMING ARTS):							
81,650.00	19,484.38	101,134.38	17,834.08	411.00	48,388.50	34,911.80	65.48
=====							
*****TOTAL FOR FUND-SCC 018 9304 (BUZZ):							
13,850.00	0.00	13,850.00	850.00	0.00	13,000.00	0.00	100.00
=====							
*****TOTAL FOR FUND-SCC 018 9901 (PUBLIC SCHOOL SUPPORT - INSTRUCTION DEPT.):							
0.00	2,600.00	2,600.00	53.95	0.00	2,546.05	0.00	100.00
=====							
*****TOTAL FOR FUND-SCC 018 9906 (COMMUNICATIONS - PUBLIC SCHOOL SUPPORT):							
3,134.00	0.00	3,134.00	0.00	0.00	0.00	3,134.00	0.00
=====							
*****TOTAL FOR FUND-SCC 018 9920 (TRSP FUND):							
500.00	0.00	500.00	0.00	0.00	0.00	500.00	0.00
=====							

Date: 09/12/17  
Time: 4:31 pm

MEDINA CITY SCHOOL DISTRICT  
Appropriation Account Summary  
SORTED BY FUND-SCC

Page: 6  
(APPSUM)

FYTD Appropriated	Prior FY Carryover Encumbrances	FYTD Expendable	FYTD Actual Expenditures	MTD Actual Expenditures	Current Encumbrances	FYTD Unencumbered Balance	FYTD Percent Exp/Enc
*****TOTAL FOR FUND-SCC 019 9000 (ADAMH GRANT):							
0.00	642.00	642.00	0.00	0.00	642.00	0.00	100.00
=====							
*****TOTAL FOR FUND-SCC 019 9008 (MCDAC GRANT FY18):							
82,368.00	0.00	82,368.00	6,352.38	6,352.38	0.00	76,015.62	7.71
=====							
*****TOTAL FOR FUND-SCC 019 9017 (MCDAC GRANT FY17):							
0.00	0.00	0.00	19,366.65	6,461.71	0.00	19,366.65	0.00
=====							
*****TOTAL FOR FUND-SCC 020 9001 (TRANSPORTATION ENTERPRISE):							
32,874.62	2,125.38	35,000.00	2,129.42	0.00	5,995.96	26,874.62	23.22
=====							
*****TOTAL FOR FUND-SCC 022 9000 (Unclaimed funds):							
0.00	7,740.96	7,740.96	0.00	0.00	7,740.96	0.00	100.00
=====							
*****TOTAL FOR FUND-SCC 024 9001 (MEDICAL AND DRUG/SELF INSURANCE FUNDS):							
8,229,857.01	38,142.99	8,268,000.00	1,513,740.55	854,221.33	1,388,902.44	5,365,357.01	35.11
=====							
*****TOTAL FOR FUND-SCC 024 9002 (DENTAL SELF INSURANCE FUNDS):							
675,000.00	0.00	675,000.00	109,539.05	54,964.76	0.00	565,460.95	16.23
=====							
*****TOTAL FOR FUND-SCC 024 9094 (FLEX PRO):							
149,251.50	748.50	150,000.00	15,920.20	7,578.37	23,218.54	110,861.26	26.09
=====							
*****TOTAL FOR FUND-SCC 027 0000 (WORKMANS COMP.-SELF INS):							
190,000.00	1,000.00	191,000.00	24,620.66	16,064.73	9,514.84	156,864.50	17.87
=====							
*****TOTAL FOR FUND-SCC 071 9013 (LOCAL SALES TAX PERMANENT IMPROVEMENTS):							
3,669,849.48	573,663.02	4,243,512.50	719,436.59	664,670.43	1,218,602.08	2,305,473.83	45.67
=====							

Date: 09/12/17  
Time: 4:31 pm

MEDINA CITY SCHOOL DISTRICT  
Appropriation Account Summary  
SORTED BY FUND-SCC

Page: 7  
(APPSUM)

FYTD Appropriated	Prior FY Carryover Encumbrances	FYTD Expendable	FYTD Actual Expenditures	MTD Actual Expenditures	Current Encumbrances	FYTD Unencumbered Balance	FYTD Percent Exp/Enc
*****TOTAL FOR FUND-SCC 200 9110 (GARFIELD STUDENT COUNCIL/K-KIDS CLUB):							
1,200.00	0.00	1,200.00	0.00	0.00	150.00	1,050.00	12.50
=====							
*****TOTAL FOR FUND-SCC 200 9121 (ELLA CANAVAN STUDENT COUNCIL):							
240.00	245.28	485.28	0.00	0.00	445.28	40.00	91.76
=====							
*****TOTAL FOR FUND-SCC 200 9185 (K-KIDS KIWANIS ACTIVITY CLUB-NORTHROP):							
2,300.00	119.92	2,419.92	119.92	0.00	1,000.00	1,300.00	46.28
=====							
*****TOTAL FOR FUND-SCC 200 9202 (CLAGGETT MIDDLE SCH. STUDENT COUNCIL):							
5,000.00	0.00	5,000.00	0.00	0.00	2,500.00	2,500.00	50.00
=====							
*****TOTAL FOR FUND-SCC 200 9205 (CLAGGETT MIDDLE SCH. BUILDERS CLUB):							
250.00	0.00	250.00	0.00	0.00	0.00	250.00	0.00
=====							
*****TOTAL FOR FUND-SCC 200 9209 (CLAGGETT MIDDLE SCHOOL DRAMA CLUB):							
4,000.00	0.00	4,000.00	0.00	0.00	1,000.00	3,000.00	25.00
=====							
*****TOTAL FOR FUND-SCC 200 9254 (HONORS ACADEMY - ROOT):							
1,500.00	0.00	1,500.00	0.00	0.00	750.00	750.00	50.00
=====							
*****TOTAL FOR FUND-SCC 200 9256 (DRAMA CLUB - ROOT M.S.):							
6,923.00	0.00	6,923.00	0.00	0.00	2,000.00	4,923.00	28.89
=====							
*****TOTAL FOR FUND-SCC 200 9258 (STUDENT COUNCIL - ROOT M.S.):							
1,300.00	0.00	1,300.00	0.00	0.00	250.00	1,050.00	19.23
=====							
*****TOTAL FOR FUND-SCC 200 9302 (ART CLUB):							
200.00	0.00	200.00	0.00	0.00	130.00	70.00	65.00
=====							



Date: 09/12/17  
Time: 4:31 pm

MEDINA CITY SCHOOL DISTRICT  
Appropriation Account Summary  
SORTED BY FUND-SCC

Page: 8  
(APPSUM)

FYTD Appropriated	Prior FY Carryover Encumbrances	FYTD Expendable	FYTD Actual Expenditures	MTD Actual Expenditures	Current Encumbrances	FYTD Unencumbered Balance	FYTD Percent Exp/Enc
*****TOTAL FOR FUND-SCC 200 9304 (CAREER ASSOCIATION):							
243.08	0.00	243.08	0.00	0.00	0.00	243.08	0.00
=====							
*****TOTAL FOR FUND-SCC 200 9305 (CHEMCLUB):							
300.00	0.00	300.00	0.00	0.00	300.00	0.00	100.00
=====							
*****TOTAL FOR FUND-SCC 200 9306 (OPERATION SMILE):							
650.00	0.00	650.00	0.00	0.00	650.00	0.00	100.00
=====							
*****TOTAL FOR FUND-SCC 200 9307 (CHOIR):							
33,000.00	9,508.88	42,508.88	9,508.88	0.00	31,000.00	2,000.00	95.30
=====							
*****TOTAL FOR FUND-SCC 200 9308 (COMPUTER CLUB):							
71.86	0.00	71.86	0.00	0.00	0.00	71.86	0.00
=====							
*****TOTAL FOR FUND-SCC 200 9309 (IMPROVE CLUB):							
4,300.00	0.00	4,300.00	0.00	0.00	4,300.00	0.00	100.00
=====							
*****TOTAL FOR FUND-SCC 200 9311 (CHESS CLUB):							
700.00	0.00	700.00	0.00	0.00	0.00	700.00	0.00
=====							
*****TOTAL FOR FUND-SCC 200 9312 (DRAMA CLUB):							
21,500.00	26,285.26	47,785.26	275.47	0.00	21,500.00	26,009.79	45.57
=====							
*****TOTAL FOR FUND-SCC 200 9316 (FRENCH CLUB):							
8.71	0.00	8.71	0.00	0.00	0.00	8.71	0.00
=====							
*****TOTAL FOR FUND-SCC 200 9318 (GIRLS LEADERSHIP CLUB):							
900.00	0.00	900.00	0.00	0.00	900.00	0.00	100.00
=====							

Date: 09/12/17  
Time: 4:31 pm

MEDINA CITY SCHOOL DISTRICT  
Appropriation Account Summary  
SORTED BY FUND-SCC

Page: 9  
(APPSUM)

FYTD Appropriated	Prior FY Carryover Encumbrances	FYTD Expendable	FYTD Actual Expenditures	MTD Actual Expenditures	Current Encumbrances	FYTD Unencumbered Balance	FYTD Percent Exp/Enc
*****TOTAL FOR FUND-SCC 200 9321 (KEY CLUB):							
10,000.00	0.00	10,000.00	0.00	0.00	10,000.00	0.00	100.00
=====							
*****TOTAL FOR FUND-SCC 200 9323 (MEDINAMITE):							
3,000.00	0.00	3,000.00	0.00	0.00	3,000.00	0.00	100.00
=====							
*****TOTAL FOR FUND-SCC 200 9324 (MEDINIAN):							
10,000.00	0.00	10,000.00	6,461.01	6,461.01	3,538.99	0.00	100.00
=====							
*****TOTAL FOR FUND-SCC 200 9325 (MHS BAND):							
20,000.00	0.00	20,000.00	0.00	0.00	20,000.00	0.00	100.00
=====							
*****TOTAL FOR FUND-SCC 200 9326 (NATIONAL HONOR SOCIETY):							
3,500.00	0.00	3,500.00	0.00	0.00	3,000.00	500.00	85.71
=====							
*****TOTAL FOR FUND-SCC 200 9327 (ORCHESTRA):							
3,000.00	0.00	3,000.00	0.00	0.00	3,000.00	0.00	100.00
=====							
*****TOTAL FOR FUND-SCC 200 9330 (SCIENCE OLYMPIAD CLUB):							
136.98	0.00	136.98	0.00	0.00	0.00	136.98	0.00
=====							
*****TOTAL FOR FUND-SCC 200 9332 (SPANISH CLUB):							
5,280.00	0.00	5,280.00	0.00	0.00	5,280.00	0.00	100.00
=====							
*****TOTAL FOR FUND-SCC 200 9333 (STUDENT COUNCIL):							
43,000.00	1,110.28	44,110.28	2,205.03	1,094.75	41,905.25	0.00	100.00
=====							
*****TOTAL FOR FUND-SCC 200 9334 (WORK STUDY CLUB):							
5,316.20	0.00	5,316.20	0.00	0.00	0.00	5,316.20	0.00
=====							

Date: 09/12/17  
Time: 4:31 pm

MEDINA CITY SCHOOL DISTRICT  
Appropriation Account Summary  
SORTED BY FUND-SCC

Page: 10  
(APPSUM)

FYTD Appropriated	Prior FY Carryover Encumbrances	FYTD Expendable	FYTD Actual Expenditures	MTD Actual Expenditures	Current Encumbrances	FYTD Unencumbered Balance	FYTD Percent Exp/Enc
*****TOTAL FOR FUND-SCC 200 9335 (LATIN CLUB):							
5,000.00	0.00	5,000.00	0.00	0.00	5,000.00	0.00	100.00
=====							
*****TOTAL FOR FUND-SCC 200 9336 (INTERACT ORGANIZATION):							
1,613.23	0.00	1,613.23	0.00	0.00	0.00	1,613.23	0.00
=====							
*****TOTAL FOR FUND-SCC 200 9339 (SPEECH/DEBATE CLUB):							
32,500.00	0.00	32,500.00	1,272.03	0.00	18,000.00	13,227.97	59.30
=====							
*****TOTAL FOR FUND-SCC 200 9340 (S. A. D. D.):							
2,000.00	0.00	2,000.00	0.00	0.00	2,000.00	0.00	100.00
=====							
*****TOTAL FOR FUND-SCC 200 9345 (INTERNATIONAL CLUB):							
4,793.96	0.00	4,793.96	0.00	0.00	0.00	4,793.96	0.00
=====							
*****TOTAL FOR FUND-SCC 200 9346 (PENGUIN BOWL/NOSB):							
550.00	0.00	550.00	0.00	0.00	0.00	550.00	0.00
=====							
*****TOTAL FOR FUND-SCC 200 9350 (TECHNOLOGY CLUB):							
3,400.00	0.00	3,400.00	0.00	0.00	1,700.00	1,700.00	50.00
=====							
*****TOTAL FOR FUND-SCC 200 9351 (THE JUNIOR STATESMEN OF AMERICA):							
1,194.43	0.00	1,194.43	0.00	0.00	0.00	1,194.43	0.00
=====							
*****TOTAL FOR FUND-SCC 200 9352 (VIDEO CLUB - SR HI):							
7,000.00	273.25	7,273.25	273.25	0.00	7,000.00	0.00	100.00
=====							
*****TOTAL FOR FUND-SCC 200 9353 (CHINESE CLUB):							
350.00	0.00	350.00	0.00	0.00	350.00	0.00	100.00
=====							



Date: 09/12/17  
Time: 4:31 pm

MEDINA CITY SCHOOL DISTRICT  
Appropriation Account Summary  
SORTED BY FUND-SCC

Page: 11  
(APPSUM)

FYTD Appropriated	Prior FY Carryover Encumbrances	FYTD Expendable	FYTD Actual Expenditures	MTD Actual Expenditures	Current Encumbrances	FYTD Unencumbered Balance	FYTD Percent Exp/Enc
*****TOTAL FOR FUND-SCC 200 9355 (GENDER AND SEXUALITY ALLIANCE):							
400.00	0.00	400.00	0.00	0.00	400.00	0.00	100.00
=====							
*****TOTAL FOR FUND-SCC 200 9380 (V O F T):							
24,500.00	0.00	24,500.00	0.00	0.00	24,500.00	0.00	100.00
=====							
*****TOTAL FOR FUND-SCC 200 9416 (CLASS OF 2016):							
2,446.37	0.00	2,446.37	0.00	0.00	0.00	2,446.37	0.00
=====							
*****TOTAL FOR FUND-SCC 200 9417 (CLASS OF 2017):							
4,359.18	0.00	4,359.18	0.00	0.00	0.00	4,359.18	0.00
=====							
*****TOTAL FOR FUND-SCC 200 9418 (CLASS OF 2018):							
10,500.00	16,423.05	26,923.05	16,155.16	0.00	10,624.90	142.99	99.47
=====							
*****TOTAL FOR FUND-SCC 200 9419 (CLASS OF 2019):							
47,970.00	0.00	47,970.00	54.38	54.38	47,915.62	0.00	100.00
=====							
*****TOTAL FOR FUND-SCC 200 9420 (CLASS OF 2020):							
3,100.00	0.00	3,100.00	0.00	0.00	3,100.00	0.00	100.00
=====							
*****TOTAL FOR FUND-SCC 200 9421 (CLASS OF 2021):							
1,500.00	0.00	1,500.00	0.00	0.00	50.00	1,450.00	3.33
=====							
*****TOTAL FOR FUND-SCC 300 0000 (ATHLETIC FUND):							
319,237.00	20,906.06	340,143.06	66,767.66	21,849.23	93,280.14	180,095.26	47.05
=====							
*****TOTAL FOR FUND-SCC 300 9110 (GARFIELD FIELD TRIPS):							
10,000.00	0.00	10,000.00	0.00	0.00	0.00	10,000.00	0.00
=====							

Date: 09/12/17  
Time: 4:31 pm

MEDINA CITY SCHOOL DISTRICT  
Appropriation Account Summary  
SORTED BY FUND-SCC

Page: 12  
(APPSUM)

FYTD Appropriated	Prior FY Carryover Encumbrances	FYTD Expendable	FYTD Actual Expenditures	MTD Actual Expenditures	Current Encumbrances	FYTD Unencumbered Balance	FYTD Percent Exp/Enc
*****TOTAL FOR FUND-SCC 300 9120 (CANAVAN FIELD TRIP):							
8,478.00	0.00	8,478.00	0.00	0.00	432.00	8,046.00	5.10
=====							
*****TOTAL FOR FUND-SCC 300 9130 (FENN FIELD TRIPS):							
14,500.00	0.00	14,500.00	100.00	100.00	7,400.00	7,000.00	51.72
=====							
*****TOTAL FOR FUND-SCC 300 9140 (HERITAGE FIELD TRIPS):							
6,887.00	0.00	6,887.00	0.00	0.00	0.00	6,887.00	0.00
=====							
*****TOTAL FOR FUND-SCC 300 9160 (BLAKE FIELD TRIPS):							
10,900.00	0.00	10,900.00	0.00	0.00	400.00	10,500.00	3.67
=====							
*****TOTAL FOR FUND-SCC 300 9170 (WAITE FIELD TRIPS):							
15,000.00	0.00	15,000.00	0.00	0.00	0.00	15,000.00	0.00
=====							
*****TOTAL FOR FUND-SCC 300 9180 (NORTHROP FIELD TRIPS):							
8,000.00	0.00	8,000.00	0.00	0.00	0.00	8,000.00	0.00
=====							
*****TOTAL FOR FUND-SCC 300 9201 (CLAGGETT MIDDLE SCH. BAND FUND):							
45,500.00	35.00	45,535.00	35.00	0.00	26,000.00	19,500.00	57.18
=====							
*****TOTAL FOR FUND-SCC 300 9208 (CLAGGETT - 6TH GRADE TRIPS):							
110,800.00	0.00	110,800.00	0.00	0.00	0.00	110,800.00	0.00
=====							
*****TOTAL FOR FUND-SCC 300 9250 (ROOT M.S. BAND FUND):							
19,200.00	48.00	19,248.00	48.00	0.00	17,200.00	2,000.00	89.61
=====							
*****TOTAL FOR FUND-SCC 300 9253 (ROOT M.S. BEEHIVE):							
667.91	32.09	700.00	0.00	0.00	132.09	567.91	18.87
=====							

Date: 09/12/17  
Time: 4:31 pm

MEDINA CITY SCHOOL DISTRICT  
Appropriation Account Summary  
SORTED BY FUND-SCC

Page: 13  
(APPSUM)

FYTD Appropriated	Prior FY Carryover Encumbrances	FYTD Expendable	FYTD Actual Expenditures	MTD Actual Expenditures	Current Encumbrances	FYTD Unencumbered Balance	FYTD Percent Exp/Enc
*****TOTAL FOR FUND-SCC 300 9258 (ROOT - DISTRICT SUPERVISED ACTIVITIES):							
133,060.00	0.00	133,060.00	11,200.00	0.00	0.00	121,860.00	8.42
=====							
*****TOTAL FOR FUND-SCC 300 9302 (MENS VOLLEYBALL):							
5,340.00	0.00	5,340.00	0.00	0.00	0.00	5,340.00	0.00
=====							
*****TOTAL FOR FUND-SCC 300 9303 (HUDDLE/SHUDDLE):							
1,500.00	72.52	1,572.52	117.40	0.00	1,375.12	80.00	94.91
=====							
*****TOTAL FOR FUND-SCC 300 9304 (LINK CREW):							
4,860.00	0.00	4,860.00	0.00	0.00	0.00	4,860.00	0.00
=====							
*****TOTAL FOR FUND-SCC 300 9313 (DRAMA/MUSICAL):							
10,210.00	547.74	10,757.74	547.74	0.00	0.00	10,210.00	5.09
=====							
*****TOTAL FOR FUND-SCC 300 9334 (BEEHIVE CAFE):							
21,550.00	0.00	21,550.00	1,125.00	25.00	20,025.00	400.00	98.14
=====							
*****TOTAL FOR FUND-SCC 300 9380 (V O F T):							
640.58	0.00	640.58	0.00	0.00	0.00	640.58	0.00
=====							
*****TOTAL FOR FUND-SCC 401 9017 (AUXILIARY FUNDS/ST FRANCIS):							
14,266.85	41,750.85	56,017.70	31,993.92	11,875.51	23,578.67	445.11	99.21
=====							
*****TOTAL FOR FUND-SCC 401 9018 (AUXILIARY FUNDS/ST FRANCIS):							
193,325.00	0.00	193,325.00	7,148.83	7,148.83	2,169.91	184,006.26	4.82
=====							
*****TOTAL FOR FUND-SCC 401 9027 (AUX FUNDS NURTURY):							
794.83	554.63	1,349.46	0.00	0.00	554.63	794.83	41.10
=====							



Date: 09/12/17  
Time: 4:31 pm

MEDINA CITY SCHOOL DISTRICT  
Appropriation Account Summary  
SORTED BY FUND-SCC

Page: 14  
(APPSUM)

FYTD Appropriated	Prior FY Carryover Encumbrances	FYTD Expendable	FYTD Actual Expenditures	MTD Actual Expenditures	Current Encumbrances	FYTD Unencumbered Balance	FYTD Percent Exp/Enc
*****TOTAL FOR FUND-SCC 401 9028 (AUX FUNDS NURTURY):							
13,944.00	0.00	13,944.00	0.00	0.00	400.00	13,544.00	2.87
=====							
*****TOTAL FOR FUND-SCC 401 9037 (AUX FUNDS MCA):							
808.58-	34,970.84	34,162.26	29,175.37	1,654.90	5,795.47	808.58-	102.37
=====							
*****TOTAL FOR FUND-SCC 401 9038 (AUX FUNDS MCA):							
140,311.50	0.00	140,311.50	19,377.83	19,232.88	18,242.23	102,691.44	26.81
=====							
*****TOTAL FOR FUND-SCC 401 9047 (AUX FUNDS KIDS COUNTRY):							
0.00	6,145.24	6,145.24	0.00	0.00	6,145.24	0.00	100.00
=====							
*****TOTAL FOR FUND-SCC 401 9048 (AUX FUNDS KIDS COUNTRY):							
6,800.00	0.00	6,800.00	0.00	0.00	0.00	6,800.00	0.00
=====							
*****TOTAL FOR FUND-SCC 463 9017 (ALT ED):							
1,083.92	0.00	1,083.92	0.00	0.00	0.00	1,083.92	0.00
=====							
*****TOTAL FOR FUND-SCC 516 9017 (TITLE VI-B):							
193,257.67	5,033.91	198,291.58	147,367.24	43,775.16	876.75	50,047.59	74.76
=====							
*****TOTAL FOR FUND-SCC 516 9018 (TITLE VI-B):							
1,424,853.41	0.00	1,424,853.41	56,667.60	56,667.60	103,510.94	1,264,674.87	11.24
=====							
*****TOTAL FOR FUND-SCC 572 9017 (TITLE I):							
122,968.57	43,068.24	166,036.81	76,801.71	18,359.41	21,663.00	67,572.10	59.30
=====							
*****TOTAL FOR FUND-SCC 572 9018 (TITLE I):							
462,693.89	0.00	462,693.89	15,377.66	15,377.66	19,250.00	428,066.23	7.48
=====							

Date: 09/12/17  
Time: 4:31 pm

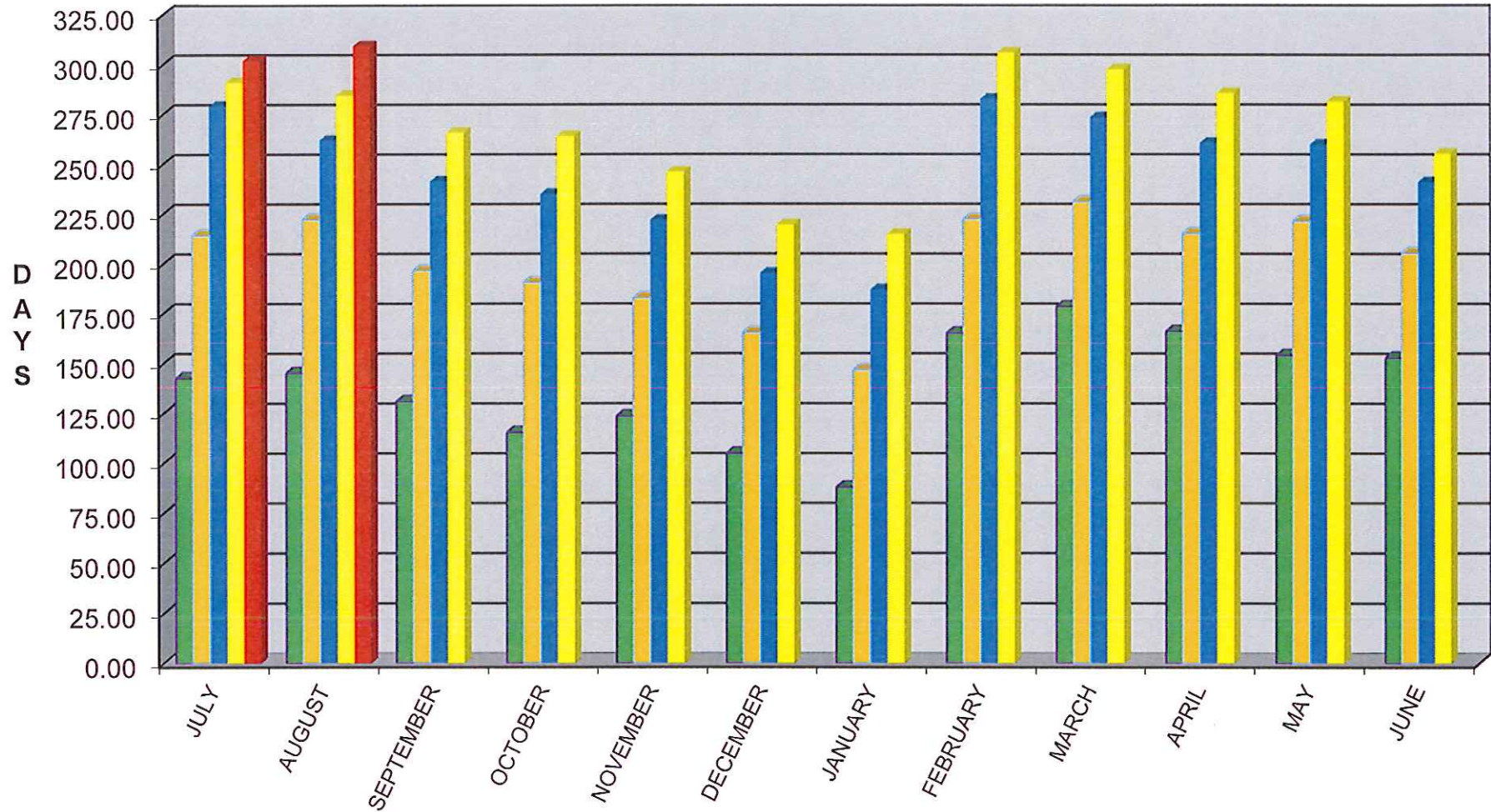
MEDINA CITY SCHOOL DISTRICT  
Appropriation Account Summary  
SORTED BY FUND-SCC

Page: 15  
(APPSUM)

FYTD Appropriated	Prior FY Carryover Encumbrances	FYTD Expendable	FYTD Actual Expenditures	MTD Actual Expenditures	Current Encumbrances	FYTD Unencumbered Balance	FYTD Percent Exp/Enc
*****TOTAL FOR FUND-SCC 572 9117 (TITLE I-D):							
35,476.00	35,294.80	70,770.80	48,544.98	7,279.08	635.35	21,590.47	69.49
=====							
*****TOTAL FOR FUND-SCC 572 9118 (TITLE I-D):							
88,960.79	0.00	88,960.79	2,407.93	2,407.93	2,500.00	84,052.86	5.52
=====							
*****TOTAL FOR FUND-SCC 587 9017 (PRESCHOOL):							
17,310.66	4,702.34	22,013.00	2,710.53	903.51	4,702.34	14,600.13	33.67
=====							
*****TOTAL FOR FUND-SCC 587 9018 (PRESCHOOL):							
34,830.75	0.00	34,830.75	903.62	903.62	1,500.00	32,427.13	6.90
=====							
*****TOTAL FOR FUND-SCC 590 9017 (TITLE II-A):							
14,332.00	4,581.82	18,913.82	90.00	0.00	4,581.82	14,242.00	24.70
=====							
*****TOTAL FOR FUND-SCC 590 9018 (TITLE II-A):							
123,479.73	0.00	123,479.73	45,575.53	45,575.53	21,800.00	56,104.20	54.56
=====							
*****TOTAL FOR FUND-SCC 599 9018 (TITLE IV-A STUDENT SUPPORT AND ACADEMIC ENR):							
5,738.14	0.00	5,738.14	0.00	0.00	0.00	5,738.14	0.00
=====							
*****GRAND TOTALS:							
92,985,565.31	1,916,996.50	94,902,561.81	16,185,881.33	9,000,145.22	6,291,729.21	72,424,951.27	23.68
=====							

# GENERAL FUND-TRUE DAYS CASH

Includes Emergency Levy



FY 2014 FY 2015 FY 2016 FY 2017 FY 2018