

Medina City Schools

General Fund Analysis

March 31, 2018

	2017-2018 Original Estimate (1)	Y-T-D Actual July 2017 - June 2018 (2)	Percent	Variance (3)
Beginning Balance - July 1, 2017		53,851,830.20		0.00
General Fund	39,370,833.97			
Other Funds - Emergency Levy	14,480,996.23			
Revenue	<u>76,914,005.58</u>	<u>70,650,068.11</u>	91.9%	<u>6,263,937.47</u>
	76,914,005.58	70,650,068.11		6,263,937.47
Expenditures	76,147,614.00	56,916,783.32	74.7%	19,230,830.68
Encumbrance	946,300.00	2,124,522.85		-1,178,222.85
	<u>77,093,914.00</u>	<u>59,041,306.17</u>		<u>18,052,607.83</u>
Ending Balance - June 30, 2018	53,671,921.78	65,460,592.14		-11,788,670.36

Original Estimate revenue, expenditure and encumbrance taken from May 2017 five-year forecast plus Return of Advances issued June 2017.

Includes November 2013 Emergency Levy

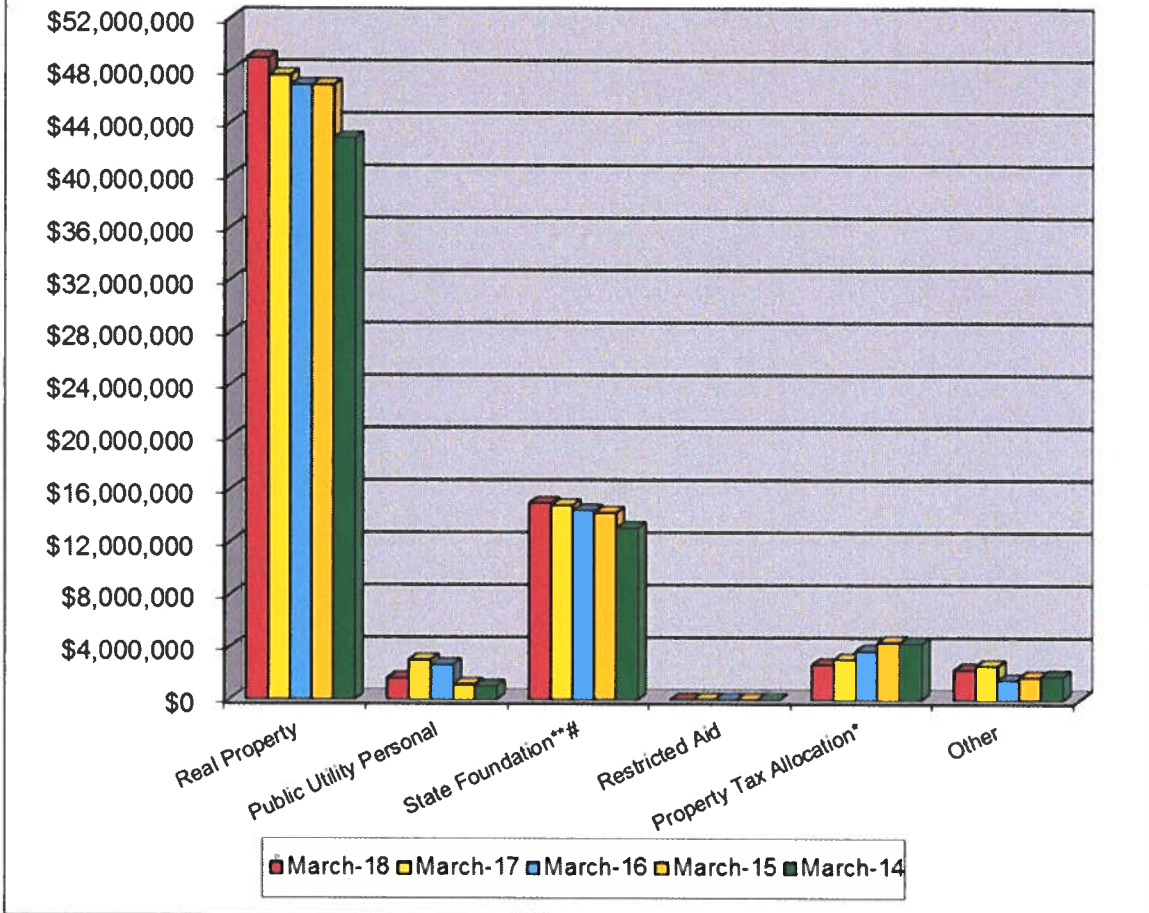
General Fund Summary

March 2018

Revenues

1. Real Property Taxes – Total Real Property Taxes received from the beginning of the fiscal year until March 31, 2018 is \$48,979,343.66. This is an increase of 2.8% above last year's taxes received at this time. This is due, in part to collections of full year taxes at the end of December prior to the new federal tax changes. \$1,179,020.00 was collected in March.
2. Public Utility Personal Property Taxes – Total Public Utility Personal Property Taxes received from the beginning of the fiscal year until March 31, 2018 is \$1,633,841.71. These monies are distributed upon settlement from the County Auditor. Last year's settlement occurred in March. We have yet to receive this year's settlement. The amounts are listed in a separate line for State and five-year forecasting purposes. \$-0- has been transferred in March.
3. State Foundation – State Foundation monies received from the State of Ohio from the beginning of the fiscal year until March 31, 2018 total \$15,002,364.99. This is an increase of 1.3% above last year's foundation money received at this time. This includes \$356,722.67 from Casino revenues for the year. \$1,566,014.76 was collected in March.
4. Restricted Aid – Restricted Aid monies are for Career Tech funding. Monies received from the beginning of the fiscal year until March 31, 2018 total \$25,662.86. \$2,851.43 was collected in March.
5. Homestead and Rollback – Monies received from the State of Ohio from the beginning of the fiscal year until March 31, 2018 total \$2,696,725.08. Receipts are based upon the real property taxes collected and Homestead filings with the County Auditor. These revenues will also include monies for personal property tax loss reimbursement from the State. The State will again be reducing the distribution of personal property tax loss reimbursement for the schools and will distribute these monies in November and May. \$-0-was collected in March.
6. Other – Other monies received from the beginning of the fiscal year until March 31, 2018 total \$2,312,129.81. This is a decrease of 10.8% below last year at this time and is due to Other Local Taxes, Open Enrollment – In, Gains/Losses on Investments (As adjusted per Auditor recommendation), Pay to Participate, Rent, Creative Abatements, Sale of Fixed Assets, Return of Advances, and Refund of Prior Years Expenditures. \$275,909.96 was collected in March.

General Fund Revenue



	March-18	March-17	March-16	March-15	March-14	Current Forecast
Real Property	\$48,979,344	\$47,651,143	\$46,911,362	\$46,895,012	\$42,827,932	\$47,651,143
Public Utility Personal	\$1,633,842	\$3,021,813	\$2,660,947	\$1,162,428	\$1,036,985	\$3,021,813
State Foundation**#	\$15,002,365	\$14,809,157	\$14,420,279	\$14,255,166	\$13,090,707	\$20,662,619
Restricted Aid	\$25,663	\$24,604	\$7,998	\$4,760	\$16,104	\$81,792
Property Tax Allocation*	\$2,696,725	\$3,074,694	\$3,742,633	\$4,399,021	\$4,304,152	\$6,129,771
Other	\$2,312,130	\$2,592,847	\$1,522,195	\$1,733,052	\$1,810,553	\$3,037,726
Total	\$70,650,068	\$71,174,259	\$69,265,414	\$68,449,437	\$63,086,433	\$80,584,864
State %	25.1%	25.2%	26.2%	27.3%	27.6%	

Includes Homestead/Rollback, Tangible Personal Property Tax Fixed Rate Loss Reimbursement and Electric Deregulation.

* Includes Casino Revenue in State Foundation beginning January 2013 and Economic Disadvantaged Funding in November 2013.

† Includes a one time Hold Harmless on TPP in May 2016

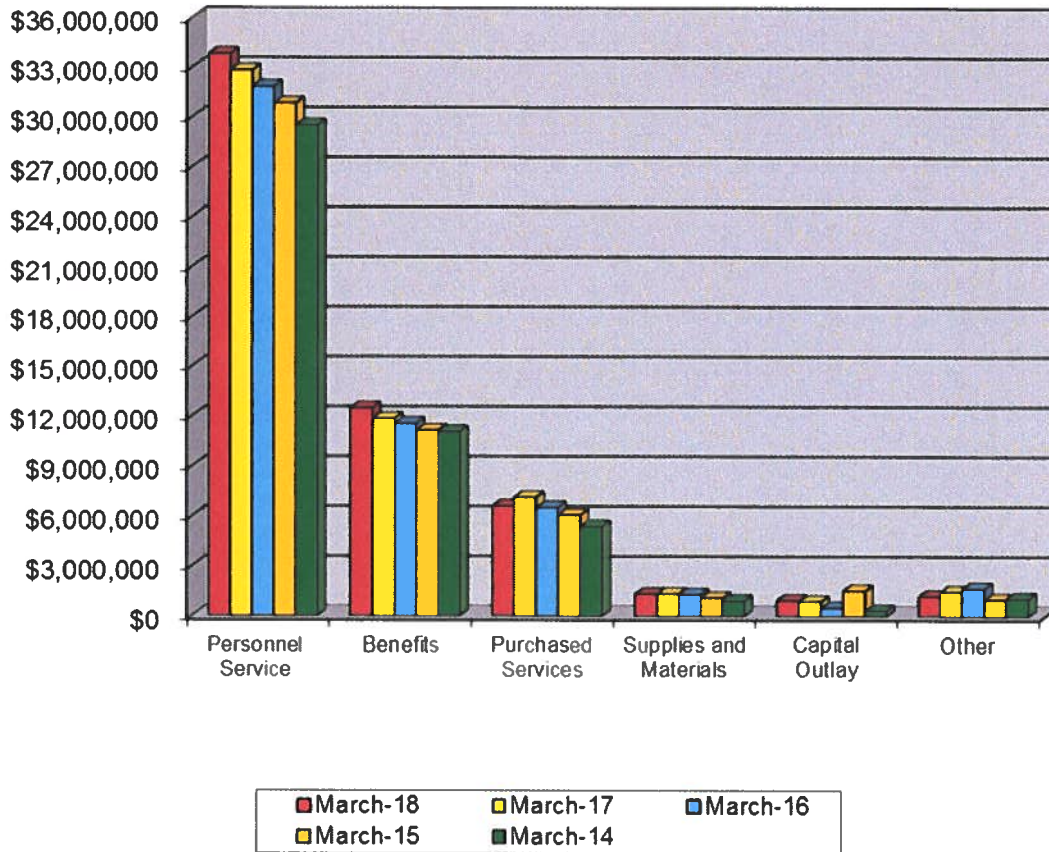
General Fund Summary

March 2018

Expenditures

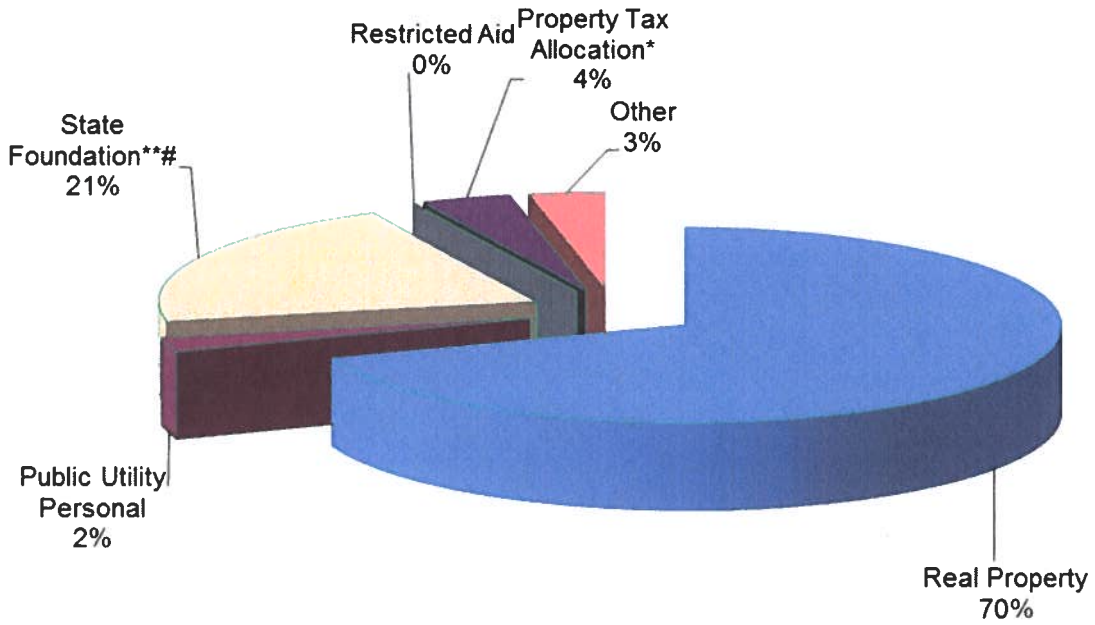
1. Personnel Services – The costs for personnel services for the School District from the beginning of the fiscal year until March 31, 2018 was \$33,828,785.27. This was an increase of 3.1% above last year at this time. \$5,231,018.61 was spent in March.
2. Benefits – The cost for benefits for the School District from the beginning of the fiscal year until March 31, 2018 was \$12,508,816.04. This was an increase of 5.4% above last year at this time. \$1,478,813.06 was spent in March.
3. Purchased Services – The cost for purchased services for the district from the beginning of the fiscal year until March 31, 2018 total \$6,624,474.00. This was a 7.2% decrease below last year at this time. \$705,759.69 was spent in March. Professional Services, GAAP Services, Repairs and Services, Rentals, Security Services – PAC, Travel, Postage, Electricity, Water/Sewer, and Community Schools account for the decrease.
4. Supplies and Materials – The cost for supplies and materials for the district from the beginning of the fiscal year until March 31, 2018 total \$1,342,686.75. This was a 0.0% increase above last year at this time. \$122,977.84 was spent in March. The district has spent \$32 more than last year at this time.
5. Capital Outlay – The cost for capital outlay for the district from the beginning of the fiscal year until March 31, 2018 total \$952,583.19. This was an 8.3% increase above last year at this time and was mainly due to Classroom Technology, Middle School, Maintenance, and Transportation Equipment. \$9,312.70 was spent in March.
6. Other – The cost of other expenditures excluding transfers for the district was \$1,205,450.54 for the fiscal year until March 31, 2018. This was an 18.5% decrease below last year at this time. \$98,867.40 was spent in March. Dues/Fees, and Memberships make up the majority of this decrease.

General Fund Expenditures

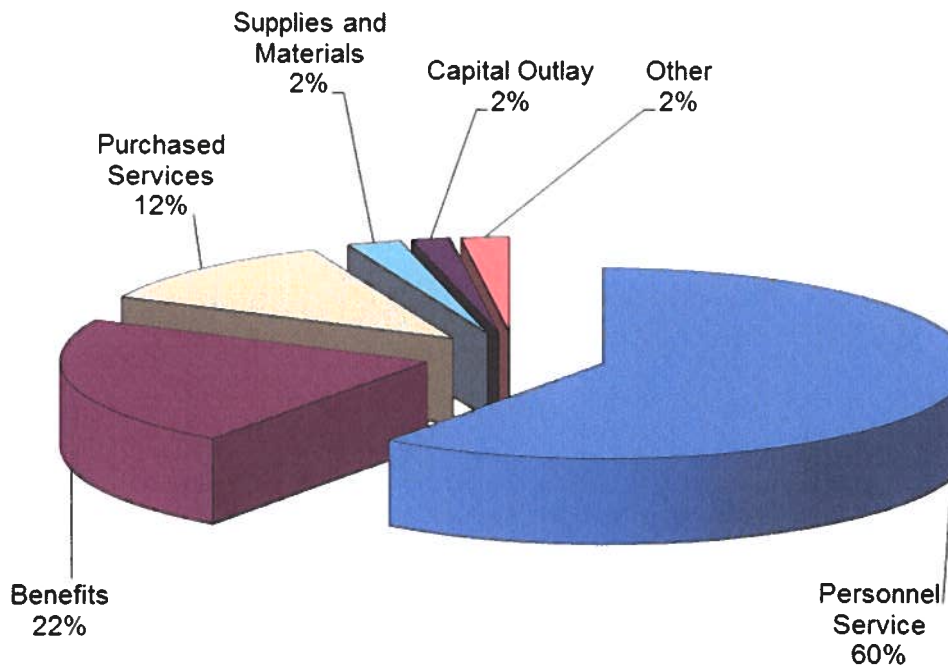


	March-18	March-17	March-16	March-15	March-14	Current Forecast
Personnel Service	\$33,828,785	\$32,823,786	\$31,855,627	\$30,851,842	\$29,527,875	\$44,412,755
Benefits	\$12,508,816	\$11,864,112	\$11,586,652	\$11,155,266	\$11,080,077	\$15,752,904
Purchased Services	\$6,624,474	\$7,134,975	\$6,526,859	\$6,077,156	\$5,384,772	\$9,321,752
Supplies and Materials	\$1,342,687	\$1,342,655	\$1,301,209	\$1,092,489	\$918,160	\$1,807,524
Capital Outlay	\$952,583	\$879,596	\$509,278	\$1,528,215	\$337,811	\$1,089,300
Other	\$1,205,451	\$1,478,699	\$1,670,142	\$1,000,209	\$1,057,545	\$1,741,027
Transfers and Adv., Etc.	\$453,988	\$452,956	\$486,731	\$447,832	\$481,728	\$493,894
Other than Debt						
Total	\$56,916,783	\$55,976,779	\$53,936,499	\$52,153,009	\$48,787,968	\$74,619,156

Current General Fund Revenue



Current General Fund Expenditures



March 2018

MEDINA CITY SCHOOLS BANK REC

				Balance
Bank Balance - Regular Account				3,300,018.00
Petty Cash				
Financial Checks Outstanding	265,498.47	225,413.75	40,084.72	
Worker Comp Outstanding	1,489.62			
Flex O/S Checks	2,696.59			
Payroll Checks Outstanding	80,782.86			
	(350,467.54)			2,949,550.46
Flex Spending Bank Acct	45,508.61			
Investments:				
Sweep Account	319,567.31			
Redtree Investments	22,864,945.76			
T. Rowe - Collins	328,716.65		610,236.13	
T. Rowe - Bushman	0.00	328,716.65	5,303.50	
Scudder -Collins	281,519.48		615,539.63	
Scudder - Bushman	5,303.50	286,822.98		
Kanehl Stocks	5,803.02	615,539.63		
Star Ohio (22923)	39,243,972.92			
		39,243,972.92		
Star Plus 104791113939	0.00			
Multi-Bank Securities	12,130,000.00			
Multi-Bank Money Market	445.00			
Fifth Third Securities	9,676,463.30			
Fifth Third Money Market	34,570.54			
Fifth Third Treasuries Accd Int	275.18			
	(84,891,582.66)	84,891,582.66		87,886,641.73
Adjustments				
Deposits in Transit	1,778.31			
Expenses not posted	(809,590.54)			
Other adjustments (see below)	0.00			
	(807,812.23)			87,078,829.50
MCS D Balance				87,078,829.50
Difference Between Bank vs. Book				0.00

MEDINA CITY SCHOOLS
SALES TAX UPDATE

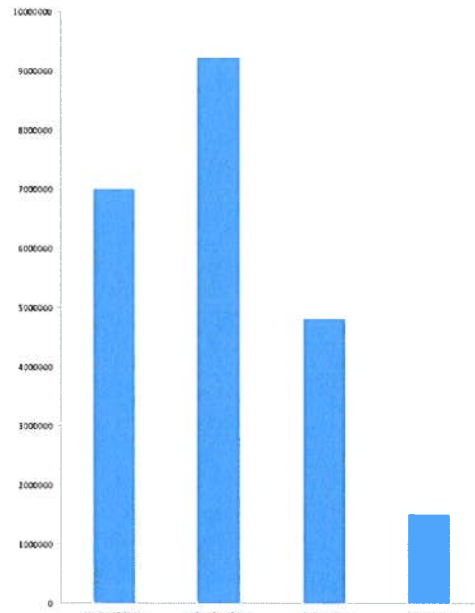
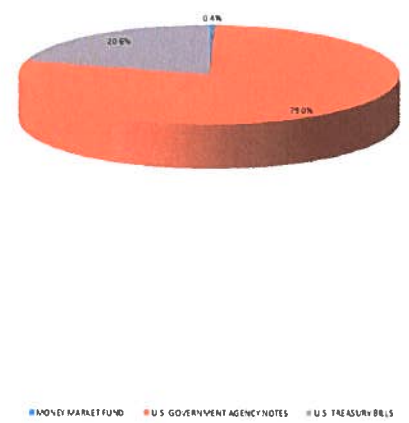
Date	Sales Tax Description	Receipts	Expenditures	Balance
July 1, 2017	Beginning Balance (071) Sales Tax and (002-9012) Bond			\$3,232,044.11
July	6 Month Asbestos Surveillance Inspection and Reports		\$525.00	\$3,231,519.11
	Dell, Inc. Poweredge R330		\$22,608.00	\$3,208,911.11
	Paving Program		\$5,555.46	\$3,203,355.65
	Tennis Court Improvements		\$3,555.46	\$3,199,800.19
	VP-16 16 Port Analog IP Video Encoders		\$8,995.00	\$3,190,805.19
	4th Quarter Fleet Master Lease Agreement		\$9,110.24	\$3,181,694.95
	Concept Develop and Schem Design/Design Phase and Const		\$4,417.00	\$3,177,277.95
	Sales Tax Distribution	\$718,991.15		\$3,896,269.10
August	Turf Replacement		\$449,510.00	\$3,446,759.10
	Flex Flip Tables		\$8,461.00	\$3,438,298.10
	Paving Program		\$500.00	\$3,437,798.10
	Mesh Black Chairs		\$2,524.76	\$3,435,273.34
	Remove and Replace Conrete Stoop/Step at Entrance to Locker Room		\$2,100.00	\$3,433,173.34
	1st Quarter Fleet Master Lease Agreement		\$9,110.24	\$3,424,063.10
	Lavor and Materials/Fixture Relamping		\$57,780.00	\$3,366,283.10
	Romove and Replace 525 Sq. Ft. of Concrete at Heritage		\$4,100.00	\$3,362,183.10
	Black Chairs		\$9,017.00	\$3,353,166.10
	Freight Charges/Anchor Bracket System		\$60.00	\$3,353,106.10
	Labor and Materials for Garfield Cupola Repair		\$61,880.39	\$3,291,225.71
	Claggett Door Replacement		\$1,675.00	\$3,289,550.71
	District Paving Program		\$57,952.04	\$3,231,598.67
September	Soccer Groundbar Anchor Bracket System		\$40.62	\$3,231,558.05
	Tetherballs/Post/Funball/Hoop/Backboards/Freight		\$3,825.00	\$3,227,733.05
	Stack Chairs, Poly Shell, Chrome Legs		\$1,882.00	\$3,225,851.05
	1st Quarter Fleet Master Lease Agreement		\$9,645.81	\$3,216,205.24
	Garfield Locker Replacement Project		\$23,900.00	\$3,192,305.24
	Paving Program		\$11,550.00	\$3,180,755.24
	Bank Chargers for New Radios		\$900.00	\$3,179,855.24
	Mini Dome Camera/Network Drops		\$768.00	\$3,179,087.24
	Labor and Materials for Garfield Cupola Repair		\$5,380.91	\$3,173,706.33
	Claggett Middle School Exterior Gym Door Replacement and Frame Upg		\$6,900.00	\$3,166,806.33
	Engineering Design and Observation for Sports Lighting at Ken Duker St		\$2,900.00	\$3,163,906.33
	Labor and Supplies for Removal and Replacement of Carpet/Claggett 304		\$2,189.00	\$3,161,717.33
	Service Agreement - Generator		\$17,761.00	\$3,143,956.33
October	District Paving Program		\$140,947.81	\$3,003,008.52
	Flex Flip Tables in PDC		\$6,265.00	\$2,996,743.52
	2nd Quarter Fleet Master Lease Agreement		\$9,519.82	\$2,987,223.70
	Sales Tax Distribution	\$845,102.53		\$3,832,326.23
	6' Park Bench with Backrest at Northrop		\$333.00	\$3,831,993.23
	Door Replacement-Main Entrance and Bus Loop at Claggett		\$17,800.00	\$3,814,193.23
	Tennis Court Improvement		\$317.62	\$3,813,875.61
	Cupola Bidding and Award Phase, Construction and Closeout Phase		\$2,276.00	\$3,811,599.61
November	COPS Principal and Interest		\$1,261,668.75	\$2,549,930.86
	Claggett Middle School Door Replacement		\$6,580.00	\$2,543,350.86
	Conference Tables		\$2,411.82	\$2,540,939.04
	Roller Shades for Garfield and Claggett, Installation		\$6,420.00	\$2,534,519.04
	Teatherball Post, Balls, Funball, Hoop, Backboards		\$3,825.00	\$2,530,694.04
	Sealcoat Parking Lot Area at Garfield		\$3,457.00	\$2,527,237.04
	Sealcoat Blake Elementary Playground		\$5,537.00	\$2,521,700.04
	2nd Quarter Fleet Master Lease Agreement		\$9,519.82	\$2,512,180.22
	Paving Program		\$4,500.00	\$2,507,680.22
	Replacement Mats at Garfield		\$520.20	\$2,507,160.02
	Materials for Flooring Replacement of Stage Area at EVOLVE		\$979.00	\$2,506,181.02
December	Refrigerator/Chest Freezer Central Office		\$1,181.00	\$2,505,000.02
	Cupboard Storage Units/Marker Board/Work Surfaces at Fenn		\$12,951.81	\$2,492,048.21
	Staff Workroom Furniture - Heritage		\$5,779.36	\$2,486,268.85

MEDINA CITY SCHOOLS
SALES TAX UPDATE

Date	Sales Tax Description	Receipts	Expenditures	Balance
	NJPA Contract - Turf Replacement		\$39,390.00	\$2,446,878.85
	2nd Quarter Fleet Master Lease Agreement		\$9,519.82	\$2,437,359.03
	Provide/Install Security Cage at Claggett for Robotics Equipment		\$3,525.00	\$2,433,834.03
	Repairs/Improvements to Garfield Playground, Parking Lot Areas		\$8,574.53	\$2,425,259.50
	6-Month Asbestos Surveillance		\$525.00	\$2,424,734.50
	Worksurface Items for Communications Office		\$1,159.04	\$2,423,575.46
January 2018	Carpet Replacement at Bus Garage		\$2,749.00	\$2,420,826.46
	Fixture Relamping at MHS		\$11,245.00	\$2,409,581.46
	Sales Tax Distribution	\$786,197.16		\$3,195,778.62
	Balance Due on NJPA Contract - Turf Replacement		\$9,500.00	\$3,186,278.62
	3rd Quarter Fleet Master Lease Agreement		\$9,519.82	\$3,176,758.80
	Grace Drake Ceiling and Wall Plaster Repair and Paint		\$4,650.00	\$3,172,108.80
February	Art Tables/Educational Stools/Educational Fu		\$16,719.20	\$3,155,389.60
	3rd Quarter Fleet Master Lease Agreement		\$9,533.72	\$3,145,855.88
March	3rd Quarter Fleet Master Lease Agreement		\$9,519.82	\$3,136,336.06
	Turf Replacement		(\$3,000.00)	\$3,139,336.06
	Fiscal Year Totals	\$2,350,290.84	\$2,442,998.89	

Monthly Investment Summary
Medina City School District
US Bank Custodian Acct Ending x70982
 March 31, 2018

Monthly Cash Flow Activity		Market Value Summary				
From 02-28-18 through 03-31-18		Security Type	Market Value	Pct. Assets	Avg Yield at Cost	Wght Avg Mat
Beginning Book Value	22,838,029.43	Money Market Fund				
Contributions	0.00	MONEY MARKET FUND	91,950.34	0.4	1.53	0.00
Withdrawals	0.00	Fixed Income				
Realized Gains/Losses	0.00	U.S. GOVERNMENT AGENCY NOTES	17,823,469.00	78.8	1.29	1.65
Gross Interest Earnings	26,916.33	U.S. TREASURY BILLS	4,652,588.57	20.6	1.44	0.55
Ending Book Value	22,864,945.76	Accrued Interest	47,868.71	0.2		
		TOTAL PORTFOLIO	22,615,876.62	100.0	1.32	1.42

Maturity Distribution	Security Type Allocation																		
<p align="center">Distribution by Maturity</p>  <table border="1"> <caption>Maturity Distribution Data</caption> <thead> <tr> <th>Maturity</th> <th>Value</th> </tr> </thead> <tbody> <tr> <td>Under 12 Mths</td> <td>~700,000</td> </tr> <tr> <td>12 Mths - 2 Yrs</td> <td>~920,000</td> </tr> <tr> <td>2 Yrs - 3 Yrs</td> <td>~480,000</td> </tr> <tr> <td>3 Yrs - 4 Yrs</td> <td>~150,000</td> </tr> </tbody> </table>	Maturity	Value	Under 12 Mths	~700,000	12 Mths - 2 Yrs	~920,000	2 Yrs - 3 Yrs	~480,000	3 Yrs - 4 Yrs	~150,000	 <table border="1"> <caption>Security Type Allocation Data</caption> <thead> <tr> <th>Security Type</th> <th>Percentage</th> </tr> </thead> <tbody> <tr> <td>Money Market Fund</td> <td>0.4%</td> </tr> <tr> <td>U.S. Government Agency Notes</td> <td>78.8%</td> </tr> <tr> <td>U.S. Treasury Bills</td> <td>20.6%</td> </tr> </tbody> </table>	Security Type	Percentage	Money Market Fund	0.4%	U.S. Government Agency Notes	78.8%	U.S. Treasury Bills	20.6%
Maturity	Value																		
Under 12 Mths	~700,000																		
12 Mths - 2 Yrs	~920,000																		
2 Yrs - 3 Yrs	~480,000																		
3 Yrs - 4 Yrs	~150,000																		
Security Type	Percentage																		
Money Market Fund	0.4%																		
U.S. Government Agency Notes	78.8%																		
U.S. Treasury Bills	20.6%																		

Disclosures:

RedTree's internal accounting system is used as the source of the market value of this account. Although obtained from a source believed to be reliable, we cannot guarantee its accuracy. You should review all account statements provided by the custodian and compare with the statements provided by RedTree.

Questions? Call 888.596.2293 or email info@redtreeinv.com

Portfolio Holdings Report
Medina City School District
US Bank Custodian Acct Ending x70982
 March 31, 2018

Quantity	Cusip	Security Description	Moody's	S&P	Cost Basis	Market Value	Yield at Cost	Wtd Maturity	Purchase Date
U.S. GOVERNMENT AGENCY NOTES									
1,270,000	3134G9N60	Federal Home Ln Mtg 1.000% Due 07-27-18	Aaa	AA+	1,270,000.00	1,266,433.84	1.00	0.32	07-27-16
1,085,000	3135G0G72	Federal Natl Mtg Assoc 1.125% Due 12-14-18	Aaa	AA+	1,083,730.55	1,077,879.70	1.19	0.70	02-28-17
2,220,000	3137EADZ9	Federal Home Ln Mtg 1.125% Due 04-15-19	Aaa	AA+	2,219,267.40	2,196,354.78	1.14	1.02	03-18-16
2,500,000	3135G0K93	Federal Natl Mtg Assoc 1.250% Due 06-28-19	Aaa	AA+	2,500,000.00	2,464,844.13	1.25	1.22	06-27-16
2,180,000	3130A9EP2	Federal Home Ln Bank 1.000% Due 09-26-19	Aaa	AA+	2,179,753.60	2,140,487.61	1.00	1.46	09-29-16
2,420,000	3136G2RQ2	Federal Natl Mtg Assoc 1.400% Due 10-29-19	Aaa	AA+	2,420,000.00	2,387,481.30	1.40	1.54	10-27-15
1,270,000	3136G3J71	Federal Natl Mtg Assoc 1.420% Due 07-27-20	Aaa	AA+	1,270,000.00	1,242,615.68	1.42	2.26	07-25-16
1,520,000	3136G35C5	Federal Natl Mtg Assoc 1.400% Due 08-28-20	Aaa	AA+	1,520,000.00	1,480,100.01	1.40	2.35	08-26-16
2,130,000	3136G4AL7	Federal Natl Mtg Assoc 1.500% Due 09-30-20	Aaa	AA+	2,130,000.00	2,084,071.93	1.50	2.43	09-28-16
1,545,000	3136G34Y8	Federal Natl Mtg Assoc 1.600% Due 08-24-21	Aaa	AA+	1,545,000.00	1,483,200.02	1.60	3.27	08-26-16
	Accrued Interest					47,868.71			
					18,137,751.55	17,871,337.71	1.29	1.65	
U.S. TREASURY BILLS									
1,080,000	912796NV7	US Treasury Bill 0.000% Due 09-13-18	P-1	A-1+	1,066,485.51	1,070,854.56	1.26	0.46	09-14-17
1,770,000	912796NZ8	US Treasury Bill 0.000% Due 10-11-18	P-1	A-1+	1,746,167.39	1,752,535.41	1.40	0.53	10-24-17
1,850,000	912796PD5	US Treasury Bill 0.000% Due 11-08-18	P-1	A-1+	1,822,590.97	1,829,198.60	1.58	0.61	11-28-17
					4,635,243.87	4,652,588.57	1.44	0.55	
MONEY MARKET FUND									
	USBMMF	First American Treasury Obligations Fund			91,950.34	91,950.34	1.53		
TOTAL PORTFOLIO					22,864,945.76	22,615,876.62	1.32	1.42	

Disclosures:

RedTree's internal accounting system is used as the source of the market value of this account. Although obtained from a source believed to be reliable, we cannot guarantee its accuracy. You should review all account statements provided by the custodian and compare with the statements provided by RedTree.

Questions? Call 888.596.2293 or email info@redtreeinv.com

Monthly Activity Reports
Medina City School District
US Bank Custodian Acct Ending x70982
 From 03-01-18 Through 03-31-18

GROSS INTEREST INCOME

Ex-Date	Pay-Date	Security	Amount
U.S. GOVERNMENT AGENCY NOTES			
03-26-18	03-26-18	Federal Home Ln Bank 1.000% Due 09-26-19	10,900.00
03-30-18	03-30-18	Federal Natl Mtg Assoc 1.500% Due 09-30-20	15,975.00
			26,875.00
MONEY MARKET FUND			
03-01-18	03-01-18	First American Treasury Obligations Fund	41.33
GROSS INCOME			26,916.33

Disclosures:

RedTree's internal accounting system is used as the source of the market value of this account. Although obtained from a source believed to be reliable, we cannot guarantee its accuracy. You should review all account statements provided by the custodian and compare with the statements provided by RedTree.

Questions? Call 888.596.2293 or email info@redtreeinv.com

Purchase and Sale
Medina City School District
US Bank Custodian Acct Ending x70982
From 03-01-18 Through 03-31-18

<u>Trade Date</u>	<u>Settle Date</u>	<u>Quantity</u>	<u>Security</u>	<u>Unit Price</u>	<u>Amount</u>
-------------------	--------------------	-----------------	-----------------	-------------------	---------------

No transactions were found!

Disclosures:

RedTree's internal accounting system is used as the source of the market value of this account. Although obtained from a source believed to be reliable, we cannot guarantee its accuracy. You should review all account statements provided by the custodian and compare with the statements provided by RedTree.

Questions? Call 888.596.2293 or email info@redtreeinv.com

**Realized Gains/Losses
Medina City School District
US Bank Custodian Acct Ending x70982
From 03-01-18 Through 03-31-18**

Open Date	Close Date	Quantity	Security	Cost Basis	Proceeds	Gain Or Loss	
						Short Term	Long Term
TOTAL GAINS						0.00	0.00
TOTAL LOSSES						0.00	0.00
TOTAL REALIZED GAIN/LOSS		0.00		0.00	0.00	0.00	0.00

Disclosures:

RedTree's internal accounting system is used as the source of the market value of this account. Although obtained from a source believed to be reliable, we cannot guarantee its accuracy. You should review all account statements provided by the custodian and compare with the statements provided by RedTree.

Questions? Call 888.596.2293 or email info@redtreeinv.com

ENV# CEBFKLFHBBJZBJX_BBBBB
FIFTH THIRD SECURITIES, INC.
MD 1MOB2A
5050 KINGSLEY DRIVE
CINCINNATI, OH 45263



MEDINA CITY SCHOOLS
DAVID CHAMBERS
739 WEYMOUTH RD
MEDINA OH 44256

STATEMENT FOR THE PERIOD MARCH 1, 2018 TO MARCH 31, 2018

MEDINA CITY SCHOOLS - Corporation
Account Number: [REDACTED]

For questions about your accounts:
Local: 614 744 5496
National: 800 228 8852

By the courtesy of:
LEE/CARTER/SAVAGE

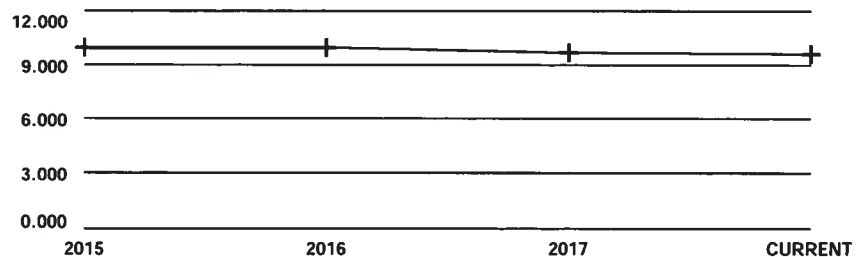
TOTAL VALUE OF YOUR PORTFOLIO **\$9,634,624.30**

FOR YOUR INFORMATION

Fifth Third Securities, Inc. Investments offered through Fifth Third Securities, Inc., member FINRA/SIPC

CHANGE IN VALUE OF YOUR PORTFOLIO

\$ millions



Change In Value Of Your Portfolio information can be found in Miscellaneous Footnotes at the end of this statement.

Account carried with National Financial Services LLC, Member NYSE, SIPC

Fifth Third Securities, Inc.

MN_CEBFKLFHBBJZBJX_BBBBB 20180329

Statement for the Period March 1, 2018 to March 31, 2018

MEDINA CITY SCHOOLS - Corporation
 Account Number: [REDACTED]



Account Overview

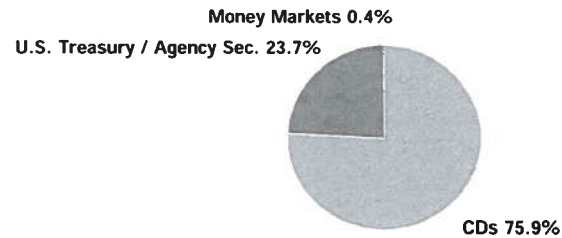
CHANGE IN ACCOUNT VALUE	Current Period	Year-to-Date
BEGINNING VALUE	\$9,647,366.81	\$9,690,786.57
Additions and Withdrawals	(\$14,679.27)	(\$52,768.77)
Income	\$14,404.09	\$52,493.59
Taxes, Fees and Expenses	\$0.00	\$0.00
Change in Value	(\$12,467.33)	(\$55,887.09)
ENDING VALUE (AS OF 03/31/18)	\$9,634,624.30	\$9,634,624.30

Refer to Miscellaneous Footnotes for more information on Change in Value.

INCOME	Current Period	Year-to-Date
TAXABLE		
Taxable Dividends	\$1,906.90	\$2,384.62
Taxable Interest	\$12,497.19	\$50,108.97
TOTAL TAXABLE	\$14,404.09	\$52,493.59
TOTAL INCOME	\$14,404.09	\$52,493.59

Taxable income is determined based on information available to NFS at the time the statement was prepared, and is subject to change. Final information on taxation of interest and dividends is available on Form 1099-Div, which is mailed in February of the subsequent year.

ACCOUNT ALLOCATION



	Percent	Prior Period	Current Period
Money Markets	0.4 %	\$769,845.72	\$34,570.54
CDs	75.9	\$6,596,324.09	\$7,313,415.76
U.S. Treasury / Agency Sec.	23.7	\$2,281,197.00	\$2,286,638.00
TOTAL	100.0 %	\$9,647,366.81	\$9,634,624.30

Account Allocation shows the percentage that each asset class represents of your total account value. Account Allocation for equities, fixed income, and other categories may include mutual funds and may be net of short positions. NFS has made assumptions concerning how certain mutual funds are allocated. Closed-end mutual funds and Exchange Traded Products (ETPs) listed on an exchange may be included in the equity allocation. The chart may not reflect your actual portfolio allocation. Consult your broker/dealer prior to making investment decisions.

Statement for the Period March 1, 2018 to March 31, 2018

MEDINA CITY SCHOOLS - Corporation
Account Number: [REDACTED]



Account Overview *continued*

MESSAGES AND ALERTS

Customers wishing to learn more about their investment professional can contact the FINRA BrokerCheck Hotline Number at 1-800-289-9999 or visit the FINRA Regulation website www.finra.org. Customers can also obtain an investor brochure that includes information describing the FINRA BrokerCheck program by contacting Brokerage Operations 1-888-889-1025.

Fifth Third Securities reminds you to please promptly report any inaccuracies or discrepancies in your account to Brokerage Operations by calling 1-888-889-1025. Please reconfirm any oral communications in writing to your Investment Professional to further protect your rights under the Securities Investor Protection Act SIPA.

National Financial Services LLC NFS is required by the Securities Exchange Act of 1934 to provide certain financial information from its Statement of Financial Condition. At December 31, 2017, NFS, an affiliate of Fidelity Brokerage Services LLC, had net capital of \$4,185 million, which was 13.59 percent of aggregate debit items and exceeded its minimum requirement by \$3,569 million. To acquire the Statement of Financial Condition, log on to www.mybrokerageinfo.com. If you wish to obtain a copy of this document at no cost, please call 800-439-5627.

Customers wishing to learn more about how an order is routed or executed should notify their investment professional in writing. Pursuant to SEC rules, customers can request details on the identity of the venue to which their orders were routed for execution. A written report will be furnished upon request. To learn more about how your order is routed online, please visit <https://www.53.com/investments>.

Statement for the Period March 1, 2018 to March 31, 2018

MEDINA CITY SCHOOLS - Corporation
Account Number: [REDACTED]



Holdings

NFS-provided cost basis, realized gain (loss) and holding period information may not reflect all adjustments necessary for tax purposes. Please refer to Footnotes and Cost Basis Information at the end of this statement for more information.

For additional information regarding your holdings, please refer to the footnotes at the end of the statement.

CASH AND CASH EQUIVALENTS - 0.36% of Total Account Value

Description	Symbol/Cusip Account Type	Quantity	Price on 03/31/18	Current Market Value	Estimated Annual Income
Money Markets					
FEDERATED TREASURY OBLIGATIONS IS 7 DAY YIELD 1.48%	TOIXX CASH	34,570.54	\$1.00	\$34,570.54	
Dividend Option Cash					
Capital Gain Option Cash					
Total Cash and Cash Equivalents				\$34,570.54	

Fifth Third Securities, Inc.

MN_CEBFKLFHBBJZBJX_BBBBB 20180329

Account carried with National Financial Services LLC, Member
NYSE, SIPC

Statement for the Period March 1, 2018 to March 31, 2018

MEDINA CITY SCHOOLS - Corporation
 Account Number: [REDACTED]



HOLDINGS > FIXED INCOME - 99.64% of Total Account Value

ALERT: You have a fixed income position due to mature within the next 90 days.

For an explanation of fixed income pricing, please see the last page. Redemption schedule(s), bond rating(s), and other information are provided where available. If information does not appear regarding a particular investment, it is not available. The ratings on this statement are provided by Standard & Poor's and/or Moody's to rate the quality based on the respective rating agency's assessment. Ratings information from Standard & Poor's ("S&P") may not be reproduced. S&P credit ratings are statements of opinion and are not statements of fact or recommendations to purchase, hold, or sell securities, nor do they address the suitability of securities for investment purposes, and should not be relied on as investment advice. S&P does not guarantee the accuracy, completeness, timeliness or availability of any information, including ratings, and is not responsible for errors or omissions (negligent or otherwise). S&P gives no express or implied warranties, including but not limited to any warranties of merchantability or fitness for a particular purpose or use. S&P shall not be liable for any direct, indirect, incidental, exemplary, compensatory, punitive, special or consequential damages, costs, expenses, legal fees, or losses (including lost income or profits and opportunity costs) in connection with any use of ratings.

Description	Symbol/Cusip Account Type	Quantity	Estimated Price on 03/31/18	Estimated Current Market Value	Estimated Annual Income	Original/Adjusted Cost Basis	Unrealized Gain (Loss)
CDs							
Certificates of Deposit (CDs), including Market Indexed CDs and Market Linked CDs (collectively, MCDs) are generally shown at estimated market prices based upon a matrix or model pricing method that may not represent the actual price if sold prior to maturity. However, CDs and MCDs may be shown at face value for up to seven calendar days from date of issue if estimated market prices have not been received from a third party pricing vendor. The actual value of CDs and MCDs may be different from their purchase price. CDs and MCDs are subject to interest rate risk. The estimated market price reflected for MCDs may not be based on the actual closing value of the linked market index on the final maturity date and the market value of MCDs may not correspond directly to increases or decreases in the underlying linked market index. You may sell CDs or MCDs in the secondary market subject to market conditions. The secondary market for CDs and MCDs is generally illiquid. If sold prior to maturity, the value of MCDs may be less than the purchase amount or face value. The sale or redemption of any fixed income security prior to maturity may result in a substantial gain or loss, and an early withdrawal penalty may apply. Certain MCDs may only be redeemed on pre-specified liquidation dates and may have call features that allow the issuer to call the MCD prior to maturity. Certain Step Rate CDs are also subject to reinvestment risk if call provisions are exercised by the issuer and if a CD with a comparable rate is not available.							
See sales materials or contact your broker/dealer for additional information.							
COMMUNITY FINL SVCS BK KY CD 1.05000% 05/17/2018 FDIC INSURED CPN PMT MONTHLY Next Interest Payable: 04/17/18 Estimated Yield 1.05% Accrued Interest \$107.01 Average Unit Cost \$1.00 Adjusted Cost Basis	20364ABC8 CASH	248,000	\$0.99941	\$247,853.68	\$2,604.00	\$248,000.00	
						\$248,000.00	D (\$146.32)
FIRSTBANK PR SANTURCE CD 1.35000% 07/30/2018 FDIC INSURED CPN PMT MONTHLY Next Interest Payable: 04/29/18 Estimated Yield 1.35% Accrued Interest \$27.52 Average Unit Cost \$1.00 Adjusted Cost Basis	33767AUS8 CASH	248,000	\$0.99887	\$247,719.76	\$3,348.00	\$248,000.00	
						\$248,000.00	D (\$280.24)
ORIENTAL B&T SAN JUAN PR CD 1.30000% 08/10/2018 FDIC INSURED CPN PMT SEMI-ANNUAL ON AUG 10, FEB 10	686184WR9 CASH	248,000	\$0.99917	\$247,794.16	\$3,224.00	\$248,000.00	

Fifth Third Securities, Inc.

Account carried with National Financial Services LLC, Member
 NYSE, SIPC

MN_CEBFKLFHBBJZBJX_BBBBB 20180329

Statement for the Period March 1, 2018 to March 31, 2018

MEDINA CITY SCHOOLS - Corporation
 Account Number: [REDACTED]



HOLDINGS > FIXED INCOME *continued*

Description	Symbol/Cusip Account Type	Quantity	Estimated Price on 03/31/18	Estimated Current Market Value	Estimated Annual Income	Original/Adjusted Cost Basis	Unrealized Gain (Loss)
ORIENTAL B&T SAN JUAN PR CD 1.30000%							
686184WR9 <i>continued</i>							
Next Interest Payable: 08/10/18							
Estimated Yield 1.30%							
Accrued Interest \$441.64							
Average Unit Cost \$1.00							
Adjusted Cost Basis							
						\$248,000.00 D	(\$205.84)
FIRST FINL NORTHWEST BK RENTON CD							
32022MAG3 248,000 \$0.99777 \$247,446.96 \$2,852.00 \$248,000.00							
1.15000% 08/20/2018 FDIC INSURED CASH							
CPN PMT MONTHLY							
Next Interest Payable: 04/19/18							
Estimated Yield 1.15%							
Accrued Interest \$101.58							
Average Unit Cost \$1.00							
Adjusted Cost Basis							
						\$248,000.00 D	(\$553.04)
MB FINL BK NA CHIC. IL CD 1.30000%							
55266CUM6 250,000 \$0.99411 \$248,527.50 \$3,250.00 \$250,000.00							
02/08/2019 FDIC INSURED CASH							
CPN PMT MONTHLY							
Next Interest Payable: 04/08/18							
Estimated Yield 1.30%							
Accrued Interest \$213.70							
Average Unit Cost \$1.00							
Adjusted Cost Basis							
						\$250,000.00 D	(\$1,472.50)
HARBORONE BK BROCKTON MA CD 1.40000%							
41166HAQ9 250,000 \$0.99457 \$248,642.50 \$3,500.00 \$250,000.00							
02/21/2019 FDIC INSURED CASH							
CPN PMT MONTHLY							
Next Interest Payable: 04/21/18							
CALLABLE ON 04/21/2018 @ 100.0000							
Estimated Yield 1.40%							
Accrued Interest \$105.48							
Average Unit Cost \$1.00							
Adjusted Cost Basis							
						\$250,000.00 D	(\$1,357.50)
WOORI AMER BK NEW YORK N Y CD 1.30000%							
981059AW8 250,000 \$0.99356 \$248,390.00 \$3,250.00 \$250,000.00							
02/24/2019 FDIC INSURED CASH							
CPN PMT SEMI-ANNUAL							
ON AUG 24, FEB 24							
Next Interest Payable: 08/24/18							
Estimated Yield 1.30%							
Accrued Interest \$320.55							

Fifth Third Securities, Inc.

Account carried with National Financial Services LLC, Member
 NYSE, SIPC

Statement for the Period March 1, 2018 to March 31, 2018

MEDINA CITY SCHOOLS - Corporation
 Account Number: [REDACTED]



HOLDINGS > FIXED INCOME *continued*

Description	Symbol/Cusip Account Type	Quantity	Estimated Price on 03/31/18	Estimated Current Market Value	Estimated Annual Income	Original/Adjusted Cost Basis	Unrealized Gain (Loss)
WOORI AMER BK NEW YORK N Y CD 1.30000%	981059AW8	<i>continued</i>					
Average Unit Cost	\$1.00						
Adjusted Cost Basis						\$250,000.00	D (\$1,610.00)
TRADITION CAP BK EDINA MINN CD 1.35000%	89269FCP8	250,000	\$0.99181	\$247,952.50	\$3,375.00	\$250,000.00	
04/30/2019 FDIC INSURED	CASH						
CPN PMT MONTHLY							
Next Interest Payable: 04/30/18							
Estimated Yield 1.36%							
Accrued Interest	\$36.99						
Average Unit Cost	\$1.00						
Adjusted Cost Basis						\$250,000.00	D (\$2,047.50)
CAPITAL BK LITTLE ROCK CD 1.40000%	139797FV1	250,000	\$0.99178	\$247,945.00	\$3,500.00	\$250,000.00	
05/17/2019 FDIC INSURED	CASH						
CPN PMT MONTHLY							
Next Interest Payable: 04/17/18							
Estimated Yield 1.41%							
Accrued Interest	\$143.84						
Average Unit Cost	\$1.00						
Adjusted Cost Basis						\$250,000.00	D (\$2,055.00)
STATE BK INDIA NEW YORK NY CD 1.60000%	856285CB5	250,000	\$0.99289	\$248,222.50	\$4,000.00	\$250,000.00	
06/24/2019 FDIC INSURED	CASH						
CPN PMT SEMI-ANNUAL							
ON DEC 23, JUN 23							
Next Interest Payable: 06/23/18							
Estimated Yield 1.61%							
Accrued Interest	\$1084.93						
Average Unit Cost	\$1.00						
Adjusted Cost Basis						\$250,000.00	D (\$1,777.50)
FIRST CENTY BK TAZEWEILL TENN CD 1.50000%	319428AB4	250,000	\$0.99002	\$247,505.00	\$3,750.00	\$250,000.00	
08/09/2019 FDIC INSURED	CASH						
CPN PMT MONTHLY							
Next Interest Payable: 04/10/18							
Estimated Yield 1.51%							
Accrued Interest	\$226.03						
Average Unit Cost	\$1.00						
Adjusted Cost Basis						\$250,000.00	D (\$2,495.00)
SUMMIT CMNTY BK MOOREFIELD WV CD	86604XLJ3	250,000	\$0.98563	\$246,407.50	\$3,625.00	\$250,000.00	

Fifth Third Securities, Inc.

Account carried with National Financial Services LLC, Member
 NYSE, SIPC

Statement for the Period March 1, 2018 to March 31, 2018

MEDINA CITY SCHOOLS - Corporation
 Account Number: [REDACTED]



HOLDINGS > FIXED INCOME *continued*

Description	Symbol/Cusip Account Type	Quantity	Estimated Price on 03/31/18	Estimated Current Market Value	Estimated Annual Income	Original/Adjusted Cost Basis	Unrealized Gain (Loss)
SUMMIT CMNTY BK MOOREFIELD WV CD 1.45000% 11/08/2019 FDIC INSURED CPN PMT MONTHLY Next Interest Payable: 04/08/18 Estimated Yield 1.47% Accrued Interest \$238.36 Average Unit Cost \$1.00 Adjusted Cost Basis	86604XLJ3 CASH	<i>continued</i>				\$250,000.00 D	(\$3,592.50)
YADKIN VY BK & TR CO ELKIN N C CD 1.50000% 01/24/2020 FDIC INSURED CPN PMT MONTHLY Next Interest Payable: 04/25/18 Estimated Yield 1.52% Accrued Interest \$71.92 Average Unit Cost \$1.00 Adjusted Cost Basis	984308ET9 CASH	250,000	\$0.9829	\$245,725.00	\$3,750.00	\$250,000.00 D	(\$4,275.00)
WORLDS FOREMOST BK SYDNEY NEB CD 1.75000% 01/27/2020 FDIC INSURED CPN PMT MONTHLY Next Interest Payable: 04/26/18 Estimated Yield 1.77% Accrued Interest \$57.53 Average Unit Cost \$1.00 Adjusted Cost Basis	981571CX8 CASH	200,000	\$0.98725	\$197,450.00	\$3,500.00	\$200,000.00 D	(\$2,550.00)
WELLS FARGO BANK NATL ASSN CD 1.75000% 02/03/2020 FDIC INSURED CPN PMT MONTHLY Next Interest Payable: 04/01/18 Estimated Yield 1.77% Accrued Interest \$371.58 Average Unit Cost \$1.00 Adjusted Cost Basis	949763EG7 CASH	250,000	\$0.98697	\$246,742.50	\$4,375.00	\$250,000.00 D	(\$3,257.50)
TIAA FSB JACKSONVILLE FLA 1.95000% 11/23/2020 CD FDIC INSURED CPN PMT SEMI-ANNUAL ON MAY 21, NOV 21 1ST CPN DTE 05/21/2018 Next Interest Payable: 05/21/18	87270LAW3 CASH	247,000	\$0.98308	\$242,820.76	\$4,816.50	\$247,000.00	

Fifth Third Securities, Inc.

Account carried with National Financial Services LLC, Member
 NYSE, SIPC

MN_CEBFKLFHBBJZBJX_BBBBB 20180329

Statement for the Period March 1, 2018 to March 31, 2018

MEDINA CITY SCHOOLS - Corporation
 Account Number: [REDACTED]



HOLDINGS > FIXED INCOME *continued*

Description	Symbol/Cusip Account Type	Quantity	Estimated Price on 03/31/18	Estimated Current Market Value	Estimated Annual Income	Original/Adjusted Cost Basis	Unrealized Gain (Loss)
TIAA FSB JACKSONVILLE FLA 1.95000%	87270LAW3	<i>continued</i>					
Estimated Yield 1.98%							
Accrued Interest \$1728.66							
Average Unit Cost \$1.00							
Adjusted Cost Basis						\$247,000.00	D (\$4,179.24)
ALLY BK MIDVALE UTAH CD 2.50000%	02007GAU7	245,000	\$0.99631	\$244,095.95	\$6,125.00	\$245,000.00	
02/01/2021 FDIC INSURED	CASH						
CPN PMT SEMI-ANNUAL							
ON AUG 01, FEB 01							
1ST CPN DTE 08/01/2018							
Next Interest Payable: 08/01/18							
Estimated Yield 2.50%							
Accrued Interest \$990.07							
Average Unit Cost \$1.00							
Adjusted Cost Basis						\$245,000.00	D (\$904.05)
PRIME ALLIANCE BK UTAH CD 2.30000%	74160NFW5	245,000	\$0.9901	\$242,574.50	\$5,635.00	\$245,000.00	
03/15/2021 FDIC INSURED	CASH						
CPN PMT MONTHLY							
Next Interest Payable: 04/13/18							
Estimated Yield 2.32%							
Accrued Interest \$293.33							
Average Unit Cost \$1.00							
Adjusted Cost Basis						\$245,000.00	D (\$2,425.50)
CAPITAL ONE BK USA NATL ASSN CD 2.25000%	1404202B5	245,000	\$0.97919	\$239,901.55	\$5,512.50	\$243,858.30	
04/19/2021 FDIC INSURED	CASH						
CPN PMT SEMI-ANNUAL							
ON OCT 19, APR 19							
Next Interest Payable: 04/19/18							
Estimated Yield 2.29%							
Accrued Interest \$2476.85							
Average Unit Cost \$1.00							
Adjusted Cost Basis						\$243,858.30	D (\$3,956.75)
THIRD FED SVGS &LN ASSN OF CD 2.50000%	88413QBZ0	245,000	\$0.99503	\$243,782.35	\$6,125.00	\$245,000.00	
05/28/2021 FDIC INSURED	CASH						
CPN PMT SEMI-ANNUAL							
ON AUG 28, FEB 28							
1ST CPN DTE 08/28/2018							
Next Interest Payable: 08/28/18							

Fifth Third Securities, Inc.

Account carried with National Financial Services LLC, Member
 NYSE, SIPC

Statement for the Period March 1, 2018 to March 31, 2018

MEDINA CITY SCHOOLS - Corporation
 Account Number: [REDACTED]



HOLDINGS > FIXED INCOME *continued*

Description	Symbol/Cusip Account Type	Quantity	Estimated Price on 03/31/18	Estimated Current Market Value	Estimated Annual Income	Original/Adjusted Cost Basis	Unrealized Gain (Loss)
THIRD FED SVGS &LN ASSN OF CD 2.50000%	88413QBZ0	<i>continued</i>					
Estimated Yield 2.51%							
Accrued Interest \$536.99							
Average Unit Cost \$1.00							
Adjusted Cost Basis						\$245,000.00	D (\$1,217.65)
KS STATEBANK MANHATTAN KS CD 2.50000%	50116CBX6	245,000	\$0.99475	\$243,713.75	\$6,125.00	\$245,000.00	
06/21/2021 FDIC INSURED	CASH						
CPN PMT MONTHLY							
1ST CPN DTE 04/21/2018							
Next Interest Payable: 04/21/18							
Estimated Yield 2.51%							
Accrued Interest \$184.59							
Average Unit Cost \$1.00							
Adjusted Cost Basis						\$245,000.00	D (\$1,286.25)
FIRST CHOICE BK CERRITOS CALIF CD	319461BJ7	250,000	\$0.97998	\$244,995.00	\$3,750.00	\$250,000.00	
1.50000% 06/30/2021 FDIC INSURED	CASH						
CPN PMT MONTHLY							
Next Interest Payable: 04/30/18							
CALLABLE ON 03/30/2018 @ 100.0000							
STEP COUPON							
RESET FREQUENCY TERM MODE							
NEXT RESET 06/29/2019 @ 2.25000							
Estimated Yield 1.53%							
Accrued Interest \$20.55							
Average Unit Cost \$1.00							
Adjusted Cost Basis						\$250,000.00	D (\$5,005.00)
NORTHPOINTE BK GRAND RAPIDS MI CD	666613GN8	245,000	\$0.99602	\$244,024.90	\$6,247.50	\$245,000.00	
2.55000% 07/19/2021 FDIC INSURED	CASH						
CPN PMT MONTHLY							
1ST CPN DTE 04/19/2018							
Next Interest Payable: 04/19/18							
Estimated Yield 2.56%							
Accrued Interest \$222.51							
Average Unit Cost \$1.00							
Adjusted Cost Basis						\$245,000.00	D (\$975.10)
SECURITY FED BK AIKEN S C CD 2.40000%	81423LCE0	245,000	\$0.99101	\$242,797.45	\$5,880.00	\$245,000.00	
08/09/2021 FDIC INSURED	CASH						
CPN PMT MONTHLY							

Fifth Third Securities, Inc.

Account carried with National Financial Services LLC, Member
 NYSE, SIPC

MN_CEBFKLFHBBJZBJX_BBBBB 20180329

Statement for the Period March 1, 2018 to March 31, 2018

MEDINA CITY SCHOOLS - Corporation
 Account Number: [REDACTED]



HOLDINGS > FIXED INCOME *continued*

Description	Symbol/Cusip Account Type	Quantity	Estimated Price on 03/31/18	Estimated Current Market Value	Estimated Annual Income	Original/Adjusted Cost Basis	Unrealized Gain (Loss)
SECURITY FED BK AIKEN S C CD 2.40000% Next Interest Payable: 04/07/18 CALLABLE ON 08/07/2018 @ 100.0000 Estimated Yield 2.42% Accrued Interest \$402.74 Average Unit Cost \$1.00 Adjusted Cost Basis	81423LCE0	<i>continued</i>				\$245,000.00 D	(\$2,202.55)
FIRSTRUST SVGS BK PA CD 2.55000% 09/13/2021 FDIC INSURED CPN PMT MONTHLY 1ST CPN DTE 04/12/2018 Next Interest Payable: 04/12/18 Estimated Yield 2.56% Accrued Interest \$342.33 Average Unit Cost \$1.00 Adjusted Cost Basis	337630BJ5 CASH	245,000	\$0.99545	\$243,885.25	\$6,247.50	\$245,000.00 D	(\$1,114.75)
MEDALLION BK UTAH CD 2.45000% 02/16/2022 FDIC INSURED CPN PMT MONTHLY Next Interest Payable: 04/16/18 Estimated Yield 2.47% Accrued Interest \$263.12 Average Unit Cost \$1.00 Adjusted Cost Basis	58404DBD2 CASH	245,000	\$0.99001	\$242,552.45	\$6,002.50	\$245,000.00 D	(\$2,447.55)
HSBC BK USA N A MC LEAN VA CD 1.75000% 02/17/2022 FDIC INSURED CPN PMT QUARTERLY ON MAY 17, AUG 17, NOV 17, FEB 17 Next Interest Payable: 05/17/18 CALLABLE ON 02/17/2019 @ 100.0000 STEP COUPON RESET FREQUENCY TERM MODE NEXT RESET 02/17/2019 @ 2.30000 Estimated Yield 1.76% Accrued Interest \$515.41 Average Unit Cost \$1.00 Adjusted Cost Basis	40434YFM4 CASH	250,000	\$0.99101	\$247,752.50	\$4,375.00	\$250,000.00 D	(\$2,247.50)
NORTHFIELD BK STATEN ISLAND NY CD	66612ACG1	245,000	\$0.98995	\$242,537.75	\$6,002.50	\$245,000.00	

Fifth Third Securities, Inc.

Account carried with National Financial Services LLC, Member
 NYSE, SIPC

MN_CEBFKLFHBBJZBJX_BBBBB 20180329

Statement for the Period March 1, 2018 to March 31, 2018

MEDINA CITY SCHOOLS - Corporation
 Account Number: [REDACTED]



HOLDINGS > FIXED INCOME *continued*

Description	Symbol/Cusip Account Type	Quantity	Estimated Price on 03/31/18	Estimated Current Market Value	Estimated Annual Income	Original/Adjusted Cost Basis	Unrealized Gain (Loss)
NORTHFIELD BK STATEN ISLAND NY CD	66612ACG1	<i>continued</i>					
2.45000% 02/22/2022 FDIC INSURED	CASH						
CPN PMT SEMI-ANNUAL							
ON AUG 21, FEB 21							
1ST CPN DTE 08/21/2018							
Next Interest Payable: 08/21/18							
Estimated Yield 2.47%							
Accrued Interest \$641.36							
Average Unit Cost \$1.00							
Adjusted Cost Basis						\$245,000.00	D (\$2,462.25)
JPMORGAN CHASE BK CD 2.00000% 08/16/2022	48126YDE0	248,000	\$0.97981	\$242,992.88	\$4,960.00	\$248,000.00	
FDIC INSURED	CASH						
CPN PMT SEMI-ANNUAL							
ON FEB 16, AUG 16							
Next Interest Payable: 08/16/18							
CALLABLE ON 08/16/2018 @ 100.0000							
STEP COUPON							
RESET FREQUENCY TERM MODE							
NEXT RESET 08/16/2021 @ 4.00000							
Estimated Yield 2.04%							
Accrued Interest \$597.92							
Average Unit Cost \$1.00							
Adjusted Cost Basis						\$248,000.00	D (\$5,007.12)
FIRST ST BK DEQUEEN ARK CD 1.75000%	336460CJ7	248,000	\$0.97042	\$240,664.16	\$4,340.00	\$248,000.00	
08/31/2022 FDIC INSURED	CASH						
CPN PMT MONTHLY							
Next Interest Payable: 04/30/18							
CALLABLE ON 08/31/2018 @ 100.0000							
STEP COUPON							
RESET FREQUENCY TERM MODE							
NEXT RESET 08/31/2019 @ 2.00000							
Estimated Yield 1.80%							
Accrued Interest \$11.89							
Average Unit Cost \$1.00							
Adjusted Cost Basis						\$248,000.00	D (\$7,335.84)
Total CDs		7,385,000		\$7,313,415.76	\$134,047.00	\$7,383,858.30	D (\$70,442.54)

Fifth Third Securities, Inc.

Account carried with National Financial Services LLC, Member
 NYSE, SIPC

Statement for the Period March 1, 2018 to March 31, 2018

MEDINA CITY SCHOOLS - Corporation
 Account Number: [REDACTED]



HOLDINGS > FIXED INCOME *continued*

Description	Symbol/Cusip Account Type	Quantity	Estimated Price on 03/31/18	Estimated Current Market Value	Estimated Annual Income	Original/Adjusted Cost Basis	Unrealized Gain (Loss)
U.S. Treasury / Agency Securities							
FEDERAL HOME LOAN BANKS BOND 2.15000% 08/07/2020 MOODY'S Aaa /S&P AA+ CPN PMT SEMI-ANNUAL ON AUG 07, FEB 07 1ST CPN DTE 08/07/2018 Next Interest Payable: 08/07/18 CALLABLE ON 05/07/2018 @ 100.0000 Accrued Interest \$1290.00 Average Unit Cost \$99.85 Adjusted Cost Basis	3130ADEZ1 CASH	400,000	\$99.249	\$396,996.00	\$8,600.00	\$399,416.00	D (\$2,420.00)
FEDERAL HOME LN MTG CORP MTN 2.65000% 11/24/2021 MOODY'S Aaa /S&P AA+ CPN PMT SEMI-ANNUAL ON MAY 24, NOV 24 1ST CPN DTE 05/24/2018 Next Interest Payable: 05/24/18 CALLABLE ON 08/24/2018 @ 100.0000 Accrued Interest \$1700.42 Average Unit Cost \$100.00 Adjusted Cost Basis	3134GSEG6 CASH	700,000	\$100.001	\$700,007.00	\$18,550.00	\$700,000.00	D \$7.00
FEDERAL HOME LN MTG CORP MTN 2.35000% 03/29/2022 MOODY'S Aaa /S&P AA+ CPN PMT SEMI-ANNUAL ON SEP 29, MAR 29 Next Interest Payable: 09/29/18 CALLABLE ON 06/29/2018 @ 100.0000 Accrued Interest \$91.39 Average Unit Cost \$99.03 Adjusted Cost Basis	3134GBCW0 CASH	700,000	\$98.875	\$692,125.00	\$16,450.00	\$693,189.00	D (\$1,064.00)
FEDERAL HOME LOAN BANKS BOND 2.00000% 02/15/2023 MOODY'S Aaa /S&P AA+ CPN PMT SEMI-ANNUAL ON AUG 15, FEB 15	3130ADGG1 CASH	500,000	\$99.502	\$497,510.00	\$10,000.00	\$500,000.00	

Fifth Third Securities, Inc.

Account carried with National Financial Services LLC, Member
 NYSE, SIPC

Statement for the Period March 1, 2018 to March 31, 2018

MEDINA CITY SCHOOLS - Corporation
 Account Number: [REDACTED]



HOLDINGS > FIXED INCOME *continued*

Description	Symbol/Cusip Account Type	Quantity	Estimated Price on 03/31/18	Estimated Current Market Value	Estimated Annual Income	Original/Adjusted Cost Basis	Unrealized Gain (Loss)
FEDERAL HOME LOAN BANKS BOND 2.00000% 3130ADGG1 <i>continued</i>							
1ST CPN DTE 08/15/2018							
Next Interest Payable: 08/15/18							
CALLABLE ON 02/15/2019 @ 100.0000							
STEP COUPON							
RESET FREQUENCY TERM MODE							
NEXT RESET 02/15/2019 @ 3.00000							
Accrued Interest \$1277.78							
Average Unit Cost \$100.00							
Adjusted Cost Basis \$500,000.00 D (\$2,490.00)							
Total U.S. Treasury / Agency Securities		2,300,000		\$2,286,638.00	\$53,600.00	\$2,292,605.00	(\$5,967.00)
Total Fixed Income		9,685,000		\$9,600,053.76	\$187,647.00	\$9,676,463.30	(\$76,409.54)
Total Securities				\$9,600,053.76	\$187,647.00	\$9,676,463.30	(\$76,409.54)
TOTAL PORTFOLIO VALUE				\$9,634,624.30	\$187,647.00	\$9,676,463.30	(\$76,409.54)

Activity

NFS-provided cost basis, realized gain (loss) and holding period information may not reflect all adjustments necessary for tax purposes. Please refer to Footnotes and Cost Basis Information at the end of this statement for more information.

PURCHASES, SALES, AND REDEMPTIONS

Settlement Date	Account Type	Transaction	Description	Quantity	Amount	Total Cost Basis	Realized Gain (Loss)
Securities Purchased							
03/12/18	CASH	YOU BOUGHT	FIRSTRUST SVGS BK PA CD 2.55000% 09/13/2021 FACT SHEET TO FOLLOW SOLICITED ORDER @ 100	245,000	(\$245,000.00)	\$245,000.00	

Statement for the Period March 1, 2018 to March 31, 2018

MEDINA CITY SCHOOLS - Corporation
 Account Number: [REDACTED]



PURCHASES, SALES, AND REDEMPTIONS *continued*

Settlement Date	Account Type	Transaction	Description	Quantity	Amount	Total Cost Basis	Realized Gain (Loss)
03/19/18	CASH	YOU BOUGHT	NORTHPOINTE BK GRAND RAPIDS MI CD 2.55000% 07/19/2021 FACT SHEET TO FOLLOW SOLICITED ORDER @ 100	245,000	(\$245,000.00)	\$245,000.00	
03/21/18	CASH	YOU BOUGHT	KS STATEBANK MANHATTAN KS CD 2.50000% 06/21/2021 FACT SHEET TO FOLLOW SOLICITED ORDER @ 100	245,000	(\$245,000.00)	\$245,000.00	
Total Securities Purchased					(\$735,000.00)		

ACTIVITY > CORE FUND ACTIVITY

Settlement Date	Account Type	Transaction	Description	Quantity	Amount
03/01/18	CASH	YOU BOUGHT	FEDERATED TREASURY OBLIGATIONS IS @ 1	2,242.52	(\$2,242.52)
03/07/18	CASH	YOU BOUGHT	FEDERATED TREASURY OBLIGATIONS IS @ 1	451.07	(\$451.07)
03/08/18	CASH	YOU BOUGHT	FEDERATED TREASURY OBLIGATIONS IS @ 1	527.4	(\$527.40)
03/12/18	CASH	YOU SOLD	FEDERATED TREASURY OBLIGATIONS IS @ 1	(244,712.33)	\$244,712.33
03/13/18	CASH	YOU BOUGHT	FEDERATED TREASURY OBLIGATIONS IS @ 1	432.27	(\$432.27)
03/16/18	CASH	YOU BOUGHT	FEDERATED TREASURY OBLIGATIONS IS @ 1	460.47	(\$460.47)
03/19/18	CASH	YOU SOLD	FEDERATED TREASURY OBLIGATIONS IS @ 1	(244,312.97)	\$244,312.97

Fifth Third Securities, Inc.

MN_CEBFKLFHBBJZBJX_BBBBB 20180329

Account carried with National Financial Services LLC, Member NYSE, SIPC

Statement for the Period March 1, 2018 to March 31, 2018

MEDINA CITY SCHOOLS - Corporation
 Account Number: [REDACTED]



ACTIVITY > CORE FUND ACTIVITY *continued*

Settlement Date	Account Type	Transaction	Description	Quantity	Amount
03/21/18	CASH	YOU SOLD	FEDERATED TREASURY OBLIGATIONS IS @ 1	(244,731.51)	\$244,731.51
03/26/18	CASH	YOU BOUGHT	FEDERATED TREASURY OBLIGATIONS IS @ 1	556.16	(\$556.16)
03/29/18	CASH	YOU SOLD	FEDERATED TREASURY OBLIGATIONS IS @ 1	(6,188.26)	\$6,188.26
TOTAL CORE FUND ACTIVITY					\$735,275.18

ACTIVITY > ADDITIONS AND WITHDRAWALS > OTHER ADDITIONS AND WITHDRAWALS

Date	Account Type	Transaction	Description	Quantity	Amount
Other Additions and Withdrawals					
03/29/18	CASH	WIRE TRANS TO BANK	WD54840562		(\$14,679.27)
Total Other Additions and Withdrawals					(\$14,679.27)
TOTAL ADDITIONS AND WITHDRAWALS					(\$14,679.27)

ACTIVITY > INCOME > TAXABLE INCOME

Settlement Date	Account Type	Transaction	Description	Quantity	Amount
Taxable Dividends					
02/28/18	CASH	DIVIDEND RECEIVED	FEDERATED TREASURY OBLIGATIONS IS DIVIDEND RECEIVED		\$1,906.90
Total Taxable Dividends					\$1,906.90

Taxable Interest

Fifth Third Securities, Inc.

Account carried with National Financial Services LLC, Member NYSE, SIPC

MN_CEBFKLFHBBJZBJX_BBBBB 20180329

Statement for the Period March 1, 2018 to March 31, 2018

MEDINA CITY SCHOOLS - Corporation
 Account Number: [REDACTED]



ACTIVITY > INCOME > TAXABLE INCOME *continued*

Settlement Date	Account Type	Transaction	Description	Quantity	Amount
03/01/18	CASH	INTEREST	WELLS FARGO BANK NATL ASSN CD 1.75000% 02/03/2020		\$335.62
03/07/18	CASH	INTEREST	SECURITY FED BK AIKEN S C CD 2.40000% 08/09/2021		\$451.07
03/08/18	CASH	INTEREST	MB FINL BK NA CHIC. IL CD 1.30000% 02/08/2019		\$249.32
03/08/18	CASH	INTEREST	SUMMIT CMNTY BK MOOREFIELD WV CD 1.45000% 11/08/2019		\$278.08
03/10/18	CASH	INTEREST	FIRST CENTY BK TAZEWELL TENN CD 1.50000% 08/09/2019		\$287.67
03/13/18	CASH	INTEREST	PRIME ALLIANCE BK UTAH CD 2.30000% 03/15/2021		\$432.27
03/16/18	CASH	INTEREST	MEDALLION BK UTAH CD 2.45000% 02/16/2022		\$460.47
03/17/18	CASH	INTEREST	CAPITAL BK LITTLE ROCK CD 1.40000% 05/17/2019		\$268.49
03/17/18	CASH	INTEREST	COMMUNITY FINL SVCS BK KY CD 1.05000% 05/17/2018		\$199.76
03/19/18	CASH	INTEREST	FIRST FINL NORTHWEST BK RENTON CD 1.15000% 08/20/2018		\$218.78
03/21/18	CASH	INTEREST	HARBORONE BK BROCKTON MA CD 1.40000% 02/21/2019		\$268.49
03/25/18	CASH	INTEREST	YADKIN VY BK & TR CO ELKIN N C CD 1.50000% 01/24/2020		\$287.67

Fifth Third Securities, Inc.

Account carried with National Financial Services LLC, Member
 NYSE, SIPC

MN_CEBFKLFHBBJZBJX_BBBBB 20180329

Statement for the Period March 1, 2018 to March 31, 2018

MEDINA CITY SCHOOLS - Corporation
 Account Number: [REDACTED]



ACTIVITY > INCOME > TAXABLE INCOME *continued*

Settlement Date	Account Type	Transaction	Description	Quantity	Amount
03/26/18	CASH	INTEREST	WORLDS FOREMOST BK SYDNEY NEB CD 1.75000% 01/27/2020		\$268.49
03/29/18	CASH	INTEREST	FEDERAL HOME LN MTG CORP MTN 2.35000% 03/29/2022		\$8,225.00
03/29/18	CASH	INTEREST	FIRSTBANK PR SANTURCE CD 1.35000% 07/30/2018		\$266.01
Total Taxable Interest					\$12,497.19
Total Taxable Income					\$14,404.09
TOTAL INCOME					\$14,404.09

Footnotes and Cost Basis Information

Amortization, accretion and similar adjustments to cost basis have been provided for many fixed income securities (and some bond-like equities), however, they are not provided for certain types, such as short-term instruments, Unit Investment Trusts, foreign fixed income securities, or those that are subject to early prepayment of principal (pay downs). Where current year premium or acquisition premium amortization is provided, the prior years' cumulative amortization is reflected in the adjusted cost basis, but we cannot provide a breakdown or the total of such prior amortization amounts.

NFS is required to report certain cost basis and related information to the IRS on the Form 1099-B. Your official 1099-B forms for certain transactions will reflect which lots have been sold for tax purposes. To apply a specific identification cost basis method to 1099-B reporting, appropriate instructions must be on file with NFS or be received by NFS before the trade has settled. Absent such instructions, NFS determines cost basis at the time of sale based on its default methods of average cost for open-end mutual funds and first-in, first-out (FIFO) for all other (including ETFs) unless your broker dealer has elected to use another default method. NFS applies FIFO (or other disposal method, if applicable) based on its records, which may be different from yours. For transactions that are not subject to 1099-B cost basis reporting, you should refer to your trade confirmations and other applicable records to determine which lots were considered sold for tax purposes.

While NFS must meet IRS requirements with respect to certain information required to be reported to the IRS, NFS-provided cost basis, realized gain and loss, and holding period information may not reflect all adjustments necessary for your tax reporting purposes. NFS makes no warranties with respect to and specifically disclaims any liability arising out of a customer's use of, or any tax position taken in reliance upon, such information.

For investments in partnerships, NFS does not make any adjustments to cost basis information as the calculation of basis in such investments requires supplemental information from the partnership on its income and distributions during the period you held your investment. Partnerships usually provide this additional information on a Form K-1 issued by April 15th of the following year.

Consult your tax advisor for further information.

MEDINA CITY SCHOOLS
 739 WEYMOUTH RD
 MEDINA OH 44256-2037

March 1, 2018 - March 31, 2018
 Account Number: [REDACTED]

Your Account Executive:
 ANDREW CARDINALI

Portfolio at a Glance

	This Period
BEGINNING ACCOUNT VALUE	\$11,093,995.04
Deposits (Cash & Securities)	990,000.00
Withdrawals (Cash & Securities)	-17,658.43
Dividends, Interest and Other Income	13,489.90
Net Change in Portfolio¹	-15,084.83
ENDING ACCOUNT VALUE	\$12,064,741.68
Estimated Annual Income	\$222,498.50

¹ Net Change in Portfolio is the difference between the ending account value and beginning account value after activity.

Asset Summary

Percent	Asset Type	Last Period	This Period
1%	Cash, Money Funds, and Bank Deposits	2,613.53	445.00
99%	Fixed Income	11,091,381.51	12,064,296.68
100%	Account Total	\$11,093,995.04	\$12,064,741.68

Please review your allocation periodically with your Account Executive.

Client Service Information

Your Account Executive: ATT
 ANDREW CARDINALI

Contact Information
E-Mail Address:
 customerservice@mbssecurities.com

Client Service Information
Service Hours: Weekdays 09:00 a.m. - 05:00 p.m. (EST)
Client Service Telephone Number: (800) 967-9045
Web Site: WWW.MBSSECURITIES.COM

Your Account Information

INVESTMENT OBJECTIVE

Investment Objective: NONE SPECIFIED

Please discuss your investment objective with your Account Executive.

TAX LOT DEFAULT DISPOSITION METHOD

Default Method for Mutual Funds: First In First Out

Default Method for Stocks in a Dividend Reinvestment Plan: First In First Out

Default Method for all Other Securities: First In First Out

BOND AMORTIZATION ELECTIONS

Amortize premium on taxable bonds based on Constant Yield Method: Yes

Accrual market discount method for all other bond types: Constant Yield Method

Include market discount in income annually: No

ELECTRONIC DELIVERY

You have not selected any account communications for electronic delivery. To register and turn off paper communications, log in to your account or contact your Account Executive for more information.

Income and Expense Summary

	Current Period		Year-to-Date	
	Taxable	Non Taxable	Taxable	Non Taxable
Interest Income				
Other Interest	13,489.90	0.00	38,497.73	0.00
Total Dividends, Interest, Income and Expenses	\$13,489.90	\$0.00	\$38,497.73	\$0.00

Accrued Interest Summary

	Current Period		Year-to-Date	
	Taxable	Non Taxable	Taxable	Non Taxable
Accrued Interest Paid				
Other Accrued Interest	0.00	0.00	-17.86	0.00
Total Accrued Interest Paid	\$0.00	\$0.00	-\$17.86	\$0.00
Accrued Interest Received				
Other Accrued Interest	0.00	0.00	540.69	0.00
Total Accrued Interest Received	\$0.00	\$0.00	\$540.69	\$0.00



March 1, 2018 - March 31, 2018
 MEDINA CITY SCHOOLS

Portfolio Holdings

Description	Quantity	Opening Balance	Closing Balance	Accrued Income	30-Day Yield
CASH, MONEY FUNDS, AND BANK DEPOSITS 1.00% of Portfolio					
Cash Balance		2,613.53	445.00		
TOTAL CASH, MONEY FUNDS, AND BANK DEPOSITS		\$2,613.53	\$445.00	\$0.00	

Description	Quantity	Market Price	Market Value	Accrued Interest	Estimated Annual Income	Estimated Yield
FIXED INCOME 99.00% of Portfolio (In Maturity Date Sequence)						
Certificates of Deposit						
¹ BANK OF THE WEST SAN FRANCISCO CALIF CTF DEP ACT/365 AT-MATURITY 1.400% 04/16/18 B/E DTD 07/19/17 Security Identifier: 065680LN8	248,000.000	99.9980	247,995.04	2,425.64	3,472.00	1.40%
COMPASS BK BIRMINGHAM ALA CTF DEP ACT/365 AT-MATURITY 1.450% 05/18/18 B/E DTD 08/18/17 Security Identifier: 20451PSJ6	248,000.000	99.9930	247,982.64	2,216.71	3,596.00	1.45%
EAST-WEST BK PASADENA CALIF CTF DEP ACT/365 AT-MATURITY 1.350% 06/15/18 B/E DTD 06/16/17 Security Identifier: 27579TPX2	245,000.000	99.9460	244,867.70	2,609.75	3,307.50	1.35%
INVESTORS BK SHORT HILLS NJ CTF DEP ACT/365 AT-MATURITY 1.450% 06/29/18 B/E DTD 06/30/17 1ST CPN DTE 06/29/18 Security Identifier: 46176PGV1	248,000.000	99.9480	247,871.04	2,699.46	3,596.00	1.45%
MORGAN STANLEY BK N A SALT LAKE CITY UTAH CTF DEP ACT/365 AT-MATURITY 1.500% 08/03/18 B/E DTD 08/03/17 Security Identifier: 61747MXR7	248,000.000	99.9270	247,818.96	2,446.03	3,720.00	1.50%
SAFRA NATL BK NEW YORK CTF DEP PROGRAM BOOK ENTRY 3/A2 INSTL CTF DEP 1.500% 09/18/18 B/E DTD 08/18/17 Security Identifier: 78658QT45	248,000.000	99.8740	247,687.52	397.48	3,720.00	1.50%



Portfolio Holdings (continued)

Description	Quantity	Market Price	Market Value	Accrued Interest	Estimated Annual Income	Estimated Yield
FIXED INCOME (continued)						
Certificates of Deposit (continued)						
FRANKLIN SYNERGY BK TENN CTF DEP ACT/365 MONTHLY 1.500% 10/19/18 B/E DTD 07/19/17 1ST CPN DTE 08/19/17 Security Identifier: 35471TDMI	248,000.000	99.8260	247,568.48	122.30	3,720.00	1.50%
AMERICAN EXPRESS FED SVGS BK INSTL CTF DEP PROGRAM BOOK INSTL CTF DEP 1.450% 11/05/18 B/E DTD 05/03/17 Security Identifier: 02587CEG1	248,000.000	99.7670	247,422.16	1,458.10	3,596.00	1.45%
PARKWAY BK & TR HARWOOD HEIGHTS ILL CTF DEP ACT/365 MONTHLY 1.750% 12/21/18 B/E DTD 12/22/17 Security Identifier: 70153RJE9	248,000.000	99.8830	247,709.84	107.01	4,340.00	1.75%
HANMI BK LOS ANGELES CALIF CTF DEP ACT/365 MONTHLY 1.550% 12/24/18 B/E DTD 06/23/17 1ST CPN DTE 07/23/17 Security Identifier: 410493CDO	248,000.000	99.7320	247,335.36	84.25	3,844.00	1.55%
LEGACYTEXAS BK PLANO CTF DEP ACT/365 MONTHLY 1.650% 01/08/19 B/E DTD 12/08/17 1ST CPN DTE 01/08/18 Security Identifier: 524680BM6	248,000.000	99.7760	247,444.48	257.85	4,092.00	1.65%
CHEMICAL BK MIDLAND MICH CTF DEP ACT/365 AT-MATURITY 1.850% 01/30/19 B/E DTD 01/30/18 1ST CPN DTE 01/30/19 Security Identifier: 163681CM9	245,000.000	99.8890	244,728.05	745.07	4,532.50	1.85%
BMO HARRIS BK NATL ASSN CHICAGO ILL CTF DEP ACT/365 AT-MATURITY 1.850% 01/31/19 B/E DTD 01/31/18 Security Identifier: 05581WUW3	245,000.000	99.8880	244,725.60	732.65	4,532.50	1.85%
CATHAY BK LOS ANGELES CALIF CTF DEP ACT/365 MONTHLY 1.700% 03/07/19 B/E DTD 09/07/17 1ST CPN DTE 10/07/17 Security Identifier: 149159LG8	248,000.000	99.6880	247,226.24	277.22	4,216.00	1.70%
WASHINGTON TR CO WESTERLY R I CTF DEP ACT/365 SEMI-ANNUALLY 1.600% 03/08/19 B/E DTD 09/08/17 Security Identifier: 940637JJ1	248,000.000	99.5900	246,983.20	250.04	3,968.00	1.60%



March 1, 2018 - March 31, 2018
 MEDINA CITY SCHOOLS

Portfolio Holdings (continued)

Description	Quantity	Market Price	Market Value	Accrued Interest	Estimated Annual Income	Estimated Yield
FIXED INCOME (continued)						
Certificates of Deposit (continued)						
BANK HOPE LOS ANGELES CA CTF DEP ACT/365 1.600% 03/22/19 B/E DTD 09/22/17 1ST CPN DTE 10/22/17 Security Identifier: 062683AN7	248,000.000	99.5540	246,893.92	97.84	3,968.00	1.60%
LAKE CITY BK WARSAW IND CTF DEP ACT/365 MONTHLY 1.600% 03/22/19 B/E DTD 03/22/17 1ST CPN DTE 04/22/17 Security Identifier: 508176CH5	249,000.000	99.5540	247,889.46	98.24	3,984.00	1.60%
PEOPLES BK EWING VA CTF DEP ACT/365 MONTHLY 1.700% 03/28/19 B/E DTD 12/28/17 1ST CPN DTE 01/28/18 Security Identifier: 710347AK1	248,000.000	99.6360	247,097.28	34.65	4,216.00	1.70%
WHITNEY BK GULFPORT MS CTF DEP ACT/365 SEMI-ANNUALLY 1.650% 04/22/19 B/E DTD 04/20/17 1ST CPN DTE 10/20/17 Security Identifier: 966594AY9	248,000.000	99.5260	246,824.48	1,816.18	4,092.00	1.65%
FIRST BK SOUTHN PINES NORTH CAROLINA CTF DEP ACT/365 1.700% 05/31/19 B/E DTD 05/31/17 1ST CPN DTE 06/30/17 Security Identifier: 3193ITEL5	247,000.000	99.4780	245,710.66	0.00	4,199.00	1.70%
MIDLAND STS BK EFFINGHAM ILL CTF DEP ACT/365 1.850% 06/14/19 B/E DTD 12/14/17 CALLABLE Security Identifier: 59774QFG2	248,000.000	99.6190	247,055.12	213.69	4,588.00	1.85%
FIDELITY BK NEW ORLEANS LA CTF DEP ACT/365 MONTHLY 1.900% 07/19/19 B/E DTD 01/19/18 1ST CPN DTE 02/19/18 Security Identifier: 31617CAH6	248,000.000	99.5940	246,993.12	154.92	4,712.00	1.90%
COMENITY CAP BK SALT LAKE CITY UTAH CTF DEP ACT/365 1.700% 07/24/19 B/E DTD 07/24/17 1ST CPN DTE 08/24/17 Security Identifier: 20033AVA1	248,000.000	99.3210	246,316.08	80.85	4,216.00	1.71%



Portfolio Holdings (continued)

Description	Quantity	Market Price	Market Value	Accrued Interest	Estimated Annual Income	Estimated Yield
FIXED INCOME (continued)						
Certificates of Deposit (continued)						
UNITY BK CLINTON NJ CTF DEP ACT/365 MONTHLY 1.950% 07/30/19 B/E DTD 01/30/18 1ST CPN DTE 02/28/18 Security Identifier: 91330ABJ5	248,000.000	99.6320	247,087.36	13.25	4,836.00	1.95%
SOUTHWEST NATL BK WICHITA KANS CTF DEP ACT/365 MONTHLY 2.000% 08/02/19 B/E DTD 02/02/18 1ST CPN DTE 03/02/18 Security Identifier: 845182BE3	248,000.000	99.6920	247,236.16	394.08	4,960.00	2.00%
MORGAN STANLEY PRIVATE BK NATL ASSN PUR N Y CTF DEP ACT/365 1.700% 08/05/19 B/E DTD 08/03/17 Security Identifier: 61760ACL1	248,000.000	99.2850	246,226.80	646.84	4,216.00	1.71%
STERLING BK POPLAR BLUFF MO CTF DEP ACT/365 MONTHLY 1.750% 08/08/19 B/E DTD 09/08/17 1ST CPN DTE 10/08/17 Security Identifier: 85916VCD5	248,000.000	99.3430	246,370.64	273.48	4,340.00	1.76%
CAPITAL ONE NATL ASSN MCLEAN VA CTF DEP ACT/365 1.700% 08/23/19 B/E DTD 08/23/17 1ST CPN DTE 02/23/18 Security Identifier: 14042RHJ3	248,000.000	99.2270	246,082.96	415.82	4,216.00	1.71%
ENERBANK USA SALT LAKE CITY UTAH CTF DEP ACT/365 MONTHLY 1.700% 09/16/19 B/E DTD 09/15/17 1ST CPN DTE 10/15/17 Security Identifier: 29266N6E2	248,000.000	99.1480	245,887.04	184.81	4,216.00	1.71%
BANKERS BK OKLA CITY CTF DEP ACT/365 MONTHLY 1.700% 09/20/19 B/E DTD 09/20/17 1ST CPN DTE 10/20/17 Security Identifier: 06610QDMO	248,000.000	99.1340	245,852.32	127.06	4,216.00	1.71%
FIRST NATL BK LONG IS N Y CTF DEP ACT/365 MONTHLY 2.300% 09/30/19 B/E DTD 03/28/18 1ST CPN DTE 04/28/18 Security Identifier: 329864AB8	248,000.000	99.9860	247,965.28	46.88	5,704.00	2.30%
MAGNOLIA BK INC KY CTF DEP ACT/365 MONTHLY 1.750% 10/11/19 B/E DTD 10/12/17 CALLABLE Security Identifier: 559582AA9	248,000.000	99.1360	245,857.28	225.92	4,340.00	1.76%



March 1, 2018 - March 31, 2018
 MEDINA CITY SCHOOLS

Portfolio Holdings (continued)

Description	Quantity	Market Price	Market Value	Accrued Interest	Estimated Annual Income	Estimated Yield
FIXED INCOME (continued)						
Certificates of Deposit (continued)						
MERRICK BK SOUTH JORDAN UTAH CTF DEP ACT/365 MONTHLY 1.700% 10/30/19 B/E DTD 10/30/17 1ST CPN DTE 11/30/17 Security Identifier: 59013JD22	248,000.000	98.9900	245,495.20	11.55	4,216.00	1.71%
BELMONT BK & TR CO CHICAGO IL CTF DEP ACT/365 MONTHLY 1.700% 11/06/19 B/E DTD 11/06/17 1ST CPN DTE 12/06/17 Security Identifier: 08016PCP2	248,000.000	98.9660	245,435.68	288.77	4,216.00	1.71%
KEARNY BK NEW JERSEY CTF DEP ACT/365 SEMI-ANNUALLY 1.700% 11/15/19 B/E DTD 11/15/17 1ST CPN DTE 05/15/18 Security Identifier: 48714LAE9	247,000.000	98.9360	244,371.92	1,564.56	4,199.00	1.71%
KENNEBEC SVGS BK AUGUSTA ME CTF DEP ACT/365 SEMI-ANNUALLY 1.700% 11/29/19 B/E DTD 11/28/17 Security Identifier: 489265AW8	247,000.000	98.8810	244,236.07	1,415.01	4,199.00	1.71%
NATIONWIDE BK COLUMBUS OHIO CTF DEP ACT/365 MONTHLY 1.850% 02/28/20 B/E DTD 11/30/17 1ST CPN DTE 12/30/17 Security Identifier: 63861NAK1	248,000.000	98.7750	244,962.00	12.57	4,588.00	1.87%
LIVE OAK BKG CO WILMINGTON N C CTF DEP ACT/365 2.400% 03/09/20 B/E DTD 03/09/18 1ST CPN DTE 04/01/18 Security Identifier: 538036DK7	248,000.000	99.7790	247,451.92	358.75	5,952.00	2.40%
STATE BK INDIA LOS ANGELES CALIF CTF DEP ACT/365 SEMI-ANNUALLY 2.500% 03/20/20 B/E DTD 03/21/18 Security Identifier: 85628YBG2	246,000.000	99.9410	245,854.86	168.49	6,150.00	2.50%
STIFEL BK & TR ST LOUIS MO CTF DEP ACT/365 2.550% 03/30/20 B/E DTD 03/29/18 1ST CPN DTE 04/29/18 Security Identifier: 86063QAD7	248,000.000	100.0150	248,037.20	34.65	6,324.00	2.54%



Portfolio Holdings (continued)

Description	Quantity	Market Price	Market Value	Accrued Interest	Estimated Annual Income	Estimated Yield
FIXED INCOME (continued)						
Certificates of Deposit (continued)						
WEBBANK SALT LAKE CITY UTAH CTF DEP ACT/365 MONTHLY 1.850% 03/30/20 B/E DTD 09/28/17 CALLABLE Security Identifier: 947547JQ9	248,000.000	98.6480	244,647.04	37.71	4,588.00	1.87%
BARCLAYS BK DEL RETAIL CTF DEP 3A2 PROGRAM BOOK ENTRY INSTL CTF DEP 1.950% 09/21/20 B/E DTD 09/20/17 Security Identifier: 06740KKUO	247,000.000	98.4570	243,188.79	145.15	4,816.50	1.98%
WEX BK MIDVALE UTAH CTF DEP ACT/365 SEMI-ANNUALLY 2.000% 10/19/20 B/E DTD 10/18/17 1ST CPN DTE 04/18/18 Security Identifier: 92937CGB8	247,000.000	98.5160	243,334.52	2,219.62	4,940.00	2.03%
GOLDMAN SACHS BK USA NEW YORK CTF DEP ACT/365 SEMI-ANNUALLY 2.050% 11/23/20 B/E DTD 11/22/17 Security Identifier: 38148PTD9	247,000.000	98.5630	243,450.61	1,789.57	5,063.50	2.07%
BLACKRIDGEBANK FARGO N D CTF DEP ACT/365 MONTHLY 2.100% 12/22/20 B/E DTD 12/22/17 CALLABLE 04/22/18 Security Identifier: 09248ABG4	248,000.000	98.6270	244,594.96	128.42	5,208.00	2.12%
MERCANTIL BK NATL ASSN CORAL GABLES FLA CTF DEP ACT/365 MONTHLY 2.200% 12/29/20 B/E DTD 12/29/17 Security Identifier: 58733AES4	248,000.000	98.8730	245,205.04	29.90	5,456.00	2.22%
DISCOVER BK GEENWOOD DEL CTF DEP ACT/365 2.500% 02/01/21 B/E DTD 01/31/18 1ST CPN DTE 07/31/18 CPN PMT SEMI ANNUAL Security Identifier: 254673LX2	246,000.000	99.6310	245,092.26	994.11	6,150.00	2.50%
CITIBANK NATL ASSN SIOUX FALLS S D CTF DEP ACT/365 SEMI-ANNUALLY 2.700% 03/29/21 B/E DTD 03/29/18 Security Identifier: 17312QH77	246,000.000	100.1380	246,339.48	36.39	6,642.00	2.69%
SALLIE MAE BK SALT LAKE CITY UT CTF DEP ACT/365 SEMI-ANNUALLY 2.650% 01/31/23 B/E DTD 01/31/18 Security Identifier: 795450J71	246,000.000	99.1410	243,886.86	1,053.76	6,519.00	2.67%
Total Certificates of Deposit:	12,130,000.000		\$12,064,296.68	\$31,943.05	\$222,498.50	



March 1, 2018 - March 31, 2018
 MEDINA CITY SCHOOLS

Portfolio Holdings (continued)

Description	Quantity	Market Price	Market Value	Accrued Interest	Estimated Annual Income	Estimated Yield
FIXED INCOME (continued)						
TOTAL FIXED INCOME	12,130,000.000		\$12,064,296.68	\$31,943.05	\$222,498.50	
			Market Value	Accrued Interest	Estimated Annual Income	
TOTAL PORTFOLIO HOLDINGS			\$12,064,741.68	\$31,943.05	\$222,498.50	

¹ This bond is maturing.

Portfolio Holdings Disclosures

Pricing

This section includes the net market value of the securities in your account on a settlement date basis, including short positions, at the close of the statement period. The market prices, unless otherwise noted, have been obtained from independent vendor services, which we believe to be reliable. Market prices do not constitute a bid or an offer, and may differ from the actual sale price. Securities for which a price is not available are marked "N/A" and are omitted from the Total. THE AS OF PRICE DATE ONLY APPEARS WHEN THE PRICE DATE DOES NOT EQUAL THE STATEMENT DATE.

Estimated Annual Figures

The estimated annual income (EAI) and estimated annual yield (EAY) figures are estimates and for informational purposes only. These figures are not considered to be a forecast or guarantee of future results. These figures are computed using information from providers believed to be reliable; however, no assurance can be made as to the accuracy. Since interest and dividend rates are subject to change at any time, and may be affected by current and future economic, political, and business conditions, they should not be relied on for making investment, trading, or tax decisions. These figures assume that the position quantities, interest and dividend rates, and prices remain constant. A capital gain or return of principal may be included in the figures for certain securities, thereby overstating them. Refer to www.pershing.com/disclosures for specific details as to formulas used to calculate the figures. Accrued interest represents interest earned but not yet received.

Reinvestment

The dollar amount of Mutual Fund distributions, Money Market Fund dividend income, Bank Deposit interest income, or dividends for other securities shown on your statement may have been reinvested. You will not receive confirmation of these reinvestments. Upon written request to your financial institution, information pertaining to these transactions, including the time of execution and the name of the person from whom your security was purchased, may be obtained. In dividend reinvestment transactions, Pershing acts as your agent and receives payment for order flow.

Option Disclosure

Information with respect to commissions and other charges incurred in connection with the execution of option transactions has been included in confirmations previously furnished to you. A summary of this information is available to you promptly upon your written request directed to your introducing firm. In order to assist your introducing firm in maintaining

Portfolio Holdings Disclosures (continued)

Option Disclosure (continued)

current background and financial information concerning your option accounts, please promptly advise them in writing of any material change in your investment objectives or financial situation. Expiring options which are valuable are exercised automatically pursuant to the exercise by exception procedure of the Options Clearing Corporation. Additional information regarding this procedure is available upon written request to your introducing firm.

Certificates of Deposit

Please be advised that the secondary market for CDs is generally illiquid; the actual value of CDs may be different from their purchase price; and a significant loss of principal could result if your CDs are sold prior to maturity. In the event that the CDs listed above do not indicate a market valuation, an accurate market value could not be determined. In the event that a price is listed above for your CDs, Pershing has obtained a price from sources deemed to be reliable or has priced your CDs using a matrix formula. Prices are estimates and the actual value you may obtain for your CD may be different if you elect to sell your CD in the secondary market.

Foreign Currency Transactions

Pershing will execute foreign currency transactions as principal for your account. Pershing may automatically convert foreign currency to or from U.S. dollars for dividends and similar corporate action transactions unless you instruct your financial organization otherwise. Pershing's currency conversion rate will not exceed the highest interbank conversion rate identified from customary banking sources on the conversion date or the prior business day, increased by up to 1%, unless a particular rate is required by applicable law. Your financial organization may also increase the currency conversion rate. This conversion rate may differ from rates in effect on the date you executed a transaction, incurred a charge, or received a credit. Transactions converted by agents (such as depositories) will be billed at the rates such agents use.

Proxy Vote

Securities not fully paid for in your margin account may be lent by Pershing to itself or others in accordance with the terms outlined in the Margin Agreement. The right to vote your shares held on margin may be reduced by the amount of shares on loan. The Proxy Voting Instruction Form sent to you may reflect a smaller number of shares entitled to vote than the number of shares in your margin account.

Activity Summary (All amounts shown are in base currency)

	Credits This Period	Debits This Period	Net This Period	Credits Year-to-Date	Debits Year-to-Date	Net Year-to-Date
Securities						
Securities Bought	0.00	-1,236,000.00	-1,236,000.00	0.00	-2,962,017.86	-2,962,017.86
Securities Sold	0.00	0.00	0.00	247,540.69	0.00	247,540.69
Total Securities	\$0.00	-\$1,236,000.00	-\$1,236,000.00	\$247,540.69	-\$2,962,017.86	-\$2,714,477.17
Dividends and Interest	\$13,489.90	\$0.00	\$13,489.90	\$38,497.73	\$0.00	\$38,497.73
Distributions	\$248,000.00	\$0.00	\$248,000.00	\$496,000.00	\$0.00	\$496,000.00
Cash						
Withdrawals	0.00	-17,658.43	-17,658.43	0.00	-44,644.61	-44,644.61
Deposits	990,000.00	0.00	990,000.00	2,223,017.86	0.00	2,223,017.86
Total Cash	\$990,000.00	-\$17,658.43	\$972,341.57	\$2,223,017.86	-\$44,644.61	\$2,178,373.25
Totals	\$1,251,489.90	-\$1,253,658.43	-\$2,168.53	\$3,005,056.28	-\$3,006,662.47	-\$1,606.19



March 1, 2018 - March 31, 2018
MEDINA CITY SCHOOLS

Transactions by Type of Activity

Process/ Settlement Date	Trade/ Transaction Date	Activity Type	Description	Quantity	Price	Accrued Interest	Amount	Currency
Securities Bought and Sold								
03/09/18	02/15/18	PURCHASED 538036DK7	LIVE OAK BKG CO WILMINGTON N C CTF DEP ACT/365 2.400% 03/09/20 B/E DTD 03/09/18 YLD 2.402 TO MAT	248,000.000	100.0000		-248,000.00	USD
03/21/18	03/09/18	PURCHASED 85628YBG2	STATE BK INDIA LOS ANGELES CALIF CTF DEP ACT/365 SEMI-ANNUALLY 2.500% 03/20/20 B/E DTD 03/21/18 YLD 2.500 TO MAT	246,000.000	100.0000		-246,000.00	USD
03/28/18	03/13/18	PURCHASED 329864AB8	FIRST NATL BK LONG IS N Y CTF DEP ACT/365 MONTHLY 2.300% 09/30/19 DTD 03/28/18 YLD 2.300 TO MAT	248,000.000	100.0000		-248,000.00	USD
03/29/18	03/22/18	PURCHASED 17312QH77	CITIBANK NATL ASSN SIOUX FALLS S D CTF DEP ACT/365 SEMI-ANNUALLY 2.700% 03/29/21 DTD 03/29/18 YLD 2.700 TO MAT	246,000.000	100.0000		-246,000.00	USD
03/29/18	03/23/18	PURCHASED 86063QAD7	STIFEL BK & TR ST LOUIS MO CTF DEP ACT/365 2.550% 03/30/20 B/E DTD 03/29/18 YLD 2.550 TO MAT	248,000.000	100.0000		-248,000.00	USD
Total Securities Bought and Sold						\$0.00	-\$1,236,000.00	USD
Dividends and Interest								
03/02/18		BOND INTEREST RECEIVED 845182BE3	248000 SOUTHWEST NATL BK WICHITA KANS CTF DEP ACT/365 MONTHLY 2.000% 08/02/19 B/E DTD 02/02/18 RD 02/15 PD 03/02/18				380.49	USD
03/06/18		BOND INTEREST RECEIVED 08016PCP2	248000 BELMONT BK & TR CO CHICAGO IL CTF DEP ACT/365 MONTHLY 1.700% 11/06/19 B/E DTD 11/06/17 RD 02/19 PD 03/06/18				323.42	USD
03/07/18		BOND INTEREST RECEIVED 149159LG8	248000 CATHAY BK LOS ANGELES CALIF CTF DEP ACT/365 MONTHLY 1.700% 03/07/19 B/E DTD 09/07/17 RD 02/20 PD 03/07/18				323.42	USD
03/08/18		BOND INTEREST RECEIVED 52468OBM6	248000 LEGACYTEXAS BK PLANO CTF DEP ACT/365 MONTHLY 1.650% 01/08/19 B/E DTD 12/08/17 RD 02/21 PD 03/08/18				313.91	USD
03/08/18		BOND INTEREST RECEIVED 85916VCD5	248000 STERLING BK POPLAR BLUFF MO CTF DEP ACT/365 MONTHLY 1.750% 08/08/19 B/E DTD 09/08/17 RD 02/21 PD 03/08/18				332.93	USD



Transactions by Type of Activity (continued)

Process/ Settlement Date	Trade/ Transaction Date	Activity Type	Description	Quantity	Price	Accrued Interest	Amount	Currency
Dividends and Interest (continued)								
03/08/18		BOND INTEREST RECEIVED 940637JJ1	248000 WASHINGTON TR CO WESTERLY R I CTF DEP ACT/365 SEMI-ANNUALLY 1.600% 03/08/19 B/E DTD 09/08/17 RD 02/21 PD 03/08/18				1,967.69	USD
03/12/18		BOND INTEREST RECEIVED 559582AA9	248000 MAGNOLIA BK INC KY CTF DEP ACT/365 MONTHLY 1.750% 10/11/19 B/E DTD 10/12/17 CLB RD 02/25 PD 03/12/18				332.93	USD
03/14/18		BOND INTEREST RECEIVED 59774QFG2	248000 MIDLAND STS BK EFFINGHAM ILL CTF DEP ACT/365 1.850% 06/14/19 B/E DTD 12/14/17 CLB RD 02/27 PD 03/14/18				351.96	USD
03/15/18		BOND INTEREST RECEIVED 29266N6E2	248000 ENERBANK USA SALT LAKE CITY UTAH CTF DEP ACT/365 MONTHLY 1.700% 09/16/19 B/E DTD 09/15/17 RD 02/28 PD 03/15/18				323.42	USD
03/19/18		BOND INTEREST RECEIVED 31617CAH6	248000 FIDELITY BK NEW ORLEANS LA CTF DEP ACT/365 MONTHLY 1.900% 07/19/19 B/E DTD 01/19/18 RD 03/04 PD 03/19/18				361.47	USD
03/19/18		BOND INTEREST RECEIVED 35471TDM1	248000 FRANKLIN SYNERGY BK TENN CTF DEP ACT/365 MONTHLY 1.500% 10/19/18 B/E DTD 07/19/17 RD 03/04 PD 03/19/18				285.37	USD
03/20/18		BOND INTEREST RECEIVED 06610QDM0	248000 BANKERS BK OKLA CITY CTF DEP ACT/365 MONTHLY 1.700% 09/20/19 B/E DTD 09/20/17 RD 03/05 PD 03/20/18				323.42	USD
03/20/18		BOND INTEREST RECEIVED 06740KKU0	247000 BARCLAYS BK DEL RETAIL CTF DEP 3A2 PROGRAM BOOK ENTRY INSTL CTF DEP 1.950% 09/21/20 B/E DTD 09/20/17 RD 03/13 PD 03/20/18				2,388.46	USD
03/22/18		BOND INTEREST RECEIVED 062683AN7	248000 BANK HOPE LOS ANGELES CA CTF DEP ACT/365 1.600% 03/22/19 B/E DTD 09/22/17 RD 03/07 PD 03/22/18				304.39	USD
03/22/18		BOND INTEREST RECEIVED 09248ABG4	248000 BLACKRIDGEBANK FARGO N D CTF DEP ACT/365 MONTHLY 2.100% 12/22/20 B/E DTD 12/22/17 CLB RD 03/07 PD 03/22/18				399.52	USD
03/22/18		BOND INTEREST RECEIVED 508176CH5	249000 LAKE CITY BK WARSAW IND CTF DEP ACT/365 MONTHLY 1.600% 03/22/19 B/E DTD 03/22/17 RD 03/07 PD 03/22/18				305.62	USD
03/22/18		BOND INTEREST RECEIVED 70153RJE9	248000 PARKWAY BK & TR HARWOOD HEIGHTS ILL CTF DEP ACT/365 MONTHLY 1.750% 12/21/18 B/E DTD 12/22/17 RD 03/07 PD 03/22/18				332.93	USD
03/22/18		BOND INTEREST RECEIVED 72663QC72	248000 PLAINSCAPITAL BK DALLAS TEX CTF DEP ACT/365 1.300% 03/21/18 B/E DTD 06/21/17 RD 03/20 PD 03/21/18				2,411.38	USD



March 1, 2018 - March 31, 2018
 MEDINA CITY SCHOOLS

Transactions by Type of Activity (continued)

Process/ Settlement Date	Trade/ Transaction Date	Activity Type	Description	Quantity	Price	Accrued Interest	Amount	Currency
Dividends and Interest (continued)								
03/23/18		BOND INTEREST RECEIVED 410493CDO	248000 HANMI BK LOS ANGELES CALIF CTF DEP ACT/365 MONTHLY 1.550% 12/24/18 B/E DTD 06/23/17 RD 03/08 PD 03/23/18				294.88	USD
03/26/18		BOND INTEREST RECEIVED 20033AVA1	248000 COMENITY CAP BK SALT LAKE CITY UTAH CTF DEP ACT/365 1.700% 07/24/19 B/E DTD 07/24/17 RD 03/09 PD 03/24/18				323.42	USD
03/28/18		BOND INTEREST RECEIVED 710347AK1	248000 PEOPLES BK EWING VA CTF DEP ACT/365 MONTHLY 1.700% 03/28/19 B/E DTD 12/28/17 RD 03/13 PD 03/28/18				323.42	USD
03/28/18		BOND INTEREST RECEIVED 947547JQ9	248000 WEBBANK SALT LAKE CITY UTAH CTF DEP ACT/365 MONTHLY 1.850% 03/30/20 B/E DTD 09/28/17 CLB RD 03/13 PD 03/28/18				351.96	USD
03/29/18		BOND INTEREST RECEIVED 58733AES4	248000 MERCANTIL BK NATL ASSN CORAL GABLES FLA CTF DEP ACT/365 MONTHLY 2.200% 12/29/20 B/E DTD 12/29/17 RD 03/14 PD 03/29/18				433.49	USD
Total Dividends and Interest						\$0.00	\$13,489.90	USD
Distributions								
03/21/18		SECURITY REDEEMED 72663QC72	PLAINSCAPITAL BK DALLAS TEX CTF DEP ACT/365 1.300% 03/21/18 B/E DTD 06/21/17 ACCOUNT REDEMPTION	-248,000.000			248,000.00	USD
Total Distributions						\$0.00	\$248,000.00	USD
Cash Withdrawals and Deposits								
03/01/18		ELECTRONIC TRANSACTION USD999997	SEND TO BANK FOR ACH [REDACTED]				-2,602.02	USD
03/06/18		ELECTRONIC TRANSACTION USD999997	SEND TO BANK FOR ACH [REDACTED]				-703.91	USD
03/07/18		ELECTRONIC TRANSACTION USD999997	SEND TO BANK FOR ACH [REDACTED]				-323.42	USD
03/08/18		ELECTRONIC TRANSACTION USD999997	SEND TO BANK FOR ACH [REDACTED]				-2,614.53	USD
03/09/18		ELECTRONIC DEPOSIT USD999997	RECV FR BANK FOR ACH [REDACTED]				248,000.00	USD



Transactions by Type of Activity (continued)

Process/ Settlement Date	Trade/ Transaction Date	Activity Type	Description	Quantity	Price	Accrued Interest	Amount	Currency
Cash Withdrawals and Deposits (continued)								
03/12/18		ELECTRONIC TRANSACTION USD999997	SEND TO BANK FOR ACH [REDACTED]				-332.93	USD
03/14/18		ELECTRONIC TRANSACTION USD999997	SEND TO BANK FOR ACH [REDACTED]				-351.96	USD
03/16/18		ELECTRONIC TRANSACTION USD999997	SEND TO BANK FOR ACH [REDACTED]				-323.42	USD
03/19/18		ELECTRONIC TRANSACTION USD999997	SEND TO BANK FOR ACH [REDACTED]				-646.84	USD
03/20/18		ELECTRONIC TRANSACTION USD999997	SEND TO BANK FOR ACH [REDACTED]				-2,711.88	USD
03/21/18		ELECTRONIC TRANSACTION USD999997	SEND TO BANK FOR ACH [REDACTED]				-2,000.00	USD
03/22/18		ELECTRONIC TRANSACTION USD999997	SEND TO BANK FOR ACH [REDACTED]				-3,753.84	USD
03/23/18		ELECTRONIC TRANSACTION USD999997	SEND TO BANK FOR ACH [REDACTED]				-294.88	USD
03/26/18		ELECTRONIC TRANSACTION USD999997	SEND TO BANK FOR ACH [REDACTED]				-323.42	USD
03/28/18		ELECTRONIC TRANSACTION USD999997	SEND TO BANK FOR ACH [REDACTED]				-675.38	USD
03/28/18		ELECTRONIC DEPOSIT USD999997	RECV FR BANK FOR ACH [REDACTED]				248,000.00	USD
03/29/18		ELECTRONIC DEPOSIT USD999997	RECV FR BANK FOR ACH [REDACTED]				494,000.00	USD
Total Cash Withdrawals and Deposits						\$0.00	\$972,341.57	USD
Total Value of Transactions						\$0.00	-\$2,168.53	USD

The price and quantity displayed may have been rounded.

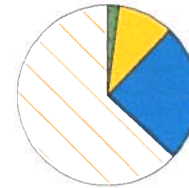


Fixed Income Analysis

Bond Quality

Bond Quality	Market Value	% of Bond Market Value
Not Rated	12,064,296.68	100%
Total	12,064,296.68	100%

Bond Maturity Schedule



Bond Maturity	Market Value	% of Bond Market Value
Within 1 month	247,995.04	2%
1 to 6 months	1,236,227.86	10%
7 to 12 months	2,963,024.07	25%
1 to 5 years	7,617,049.71	63%
Total	12,064,296.68	100%

Percentages of bond market values are rounded to the nearest whole percentage.

Bond quality ratings reflect Moody's or Standard and Poor's ratings. Bonds may be rated by other services. Bonds that are in default are not included. Please refer to your Portfolio Holdings section.

You are 100% invested in bonds with a bond quality of Not Rated.

Messages

Pershing has been advised by your financial organization that it does not receive payment for directing order flow. See the Terms and Conditions section of your brokerage account statement for a description of Pershing's payment for order flow practices.

For additional information regarding order-routing practices and the venues to which your financial organization's orders are routed, you may visit orderroutingdisclosure.com.

Upon written request to your financial organization, you may obtain the identity of the venue to which your orders were routed for the six months prior to your request and the time of transactions that may have resulted from such orders.

Although a money market mutual fund seeks to preserve the value of your investment at \$1 per share, it is possible to lose money by investing in a money market mutual fund. Shares of a money market mutual fund or the balance of a bank deposit product held in your brokerage account may be liquidated upon request with the proceeds credited to your brokerage account. Please see the money market mutual fund's prospectus or the bank deposit product's disclosure document or contact your advisor for additional information. Pursuant to SEC Rule 10b-10(b)(1) confirmations are not sent for purchases into money market mutual funds processed on the sweep platform.

Cash Not Yet Received

Security	Record Date	Payable Date	Quantity Held	Rate	Dividend Option	Amount of Payment
Interest						
BELMONT BK & TR CO CHICAGO IL CTF DEP ACT/365 MONTHLY	03/22/18	04/06/18	248,000.000	0.001444	Cash	358.07



Cash Not Yet Received (continued)

Security	Record Date	Payable Date	Quantity Held	Rate	Dividend Option	Amount of Payment
Interest (continued)						
CATHAY BK LOS ANGELES CALIF CTF DEP ACT/365 MONTHLY	03/23/18	04/07/18	248,000.000	0.001444	Cash	358.07
ENERBANK USA SALT LAKE CITY UTAH CTF DEP ACT/365 MONTHLY	03/31/18	04/15/18	248,000.000	0.001444	Cash	358.07
LEGACYTEXAS BK PLANO CTF DEP ACT/365 MONTHLY	03/24/18	04/08/18	248,000.000	0.001401	Cash	347.54
MAGNOLIA BK INC KY CTF DEP ACT/365 MONTHLY	03/28/18	04/12/18	248,000.000	0.001486	Cash	368.60
MIDLAND STS BK EFFINGHAM ILL CTF DEP ACT/365	03/30/18	04/14/18	248,000.000	0.001571	Cash	389.67
STERLING BK POPLAR BLUFF MO CTF DEP ACT/365 MONTHLY	03/24/18	04/08/18	248,000.000	0.001486	Cash	368.60
Total Cash Not Yet Received						\$2,548.62

Assets shown here are not reflected in your account. This information has been received from sources we believe to be reliable. Pershing does not guarantee the accuracy of the information.

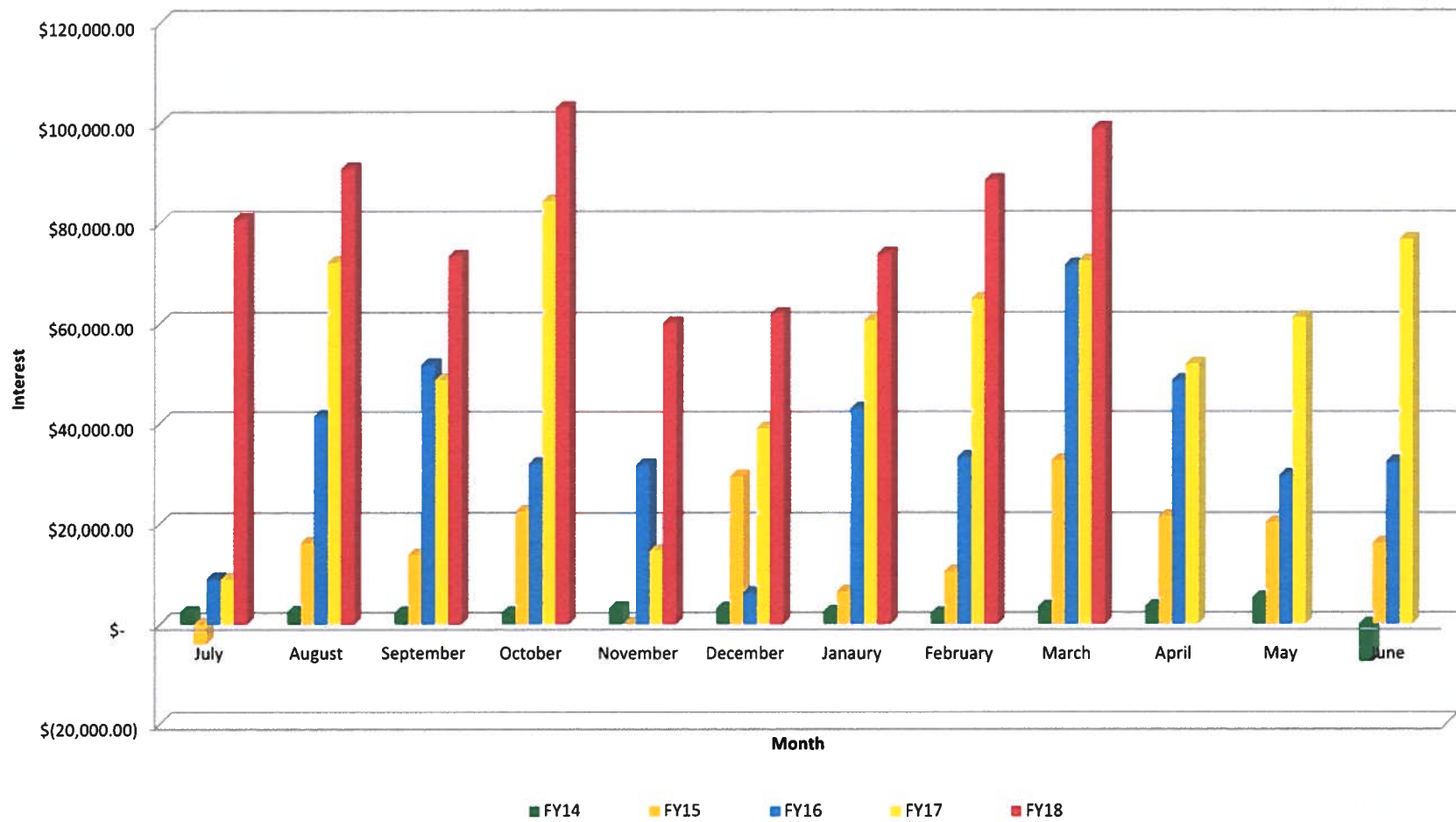
Important Information and Disclosures

The Role of Pershing

- Pershing carries your account as clearing broker pursuant to a clearing agreement with your financial institution. Pershing may accept from your financial institution without inquiry or investigation (i) orders for the purchase and sale of securities and other property and (ii) any other instructions concerning your account. Pershing is not responsible or liable for any acts or omissions of your financial institution or its employees and it does not supervise them. Pershing provides no investment advice nor does it assess the suitability of any transaction or order. Pershing acts as the agent of your financial institution and you agree that you will not hold Pershing or any person controlling or under common control with it liable for any investment losses incurred by you.
- Pershing performs several key functions at the direction of your financial institution. It acts as custodian for funds and securities you may deposit with it directly or through your financial institution or that it receives as the result of securities transactions it processes.
- Your financial institution is responsible for adherence to the securities laws, regulations and rules which apply to it regarding its own operations and the supervision of your account, its sales representatives and other personnel. Your financial institution is also responsible for approving the opening of accounts and obtaining account documents; the acceptance and, in certain instances, execution of securities orders; the assessment of the suitability of those transactions, where applicable; the rendering of investment advice, if any, to you and in general, for the ongoing relationship that it has with you.
- Inquiries concerning the positions and balances in your account may be directed to the Pershing Customer Service Department at (201) 413-3333. All other inquiries regarding your account or activity should be directed to your financial institution. Your financial organization's contact information can be found on the first page of this statement.
- For a description of other functions performed by Pershing please consult the Disclosure Statement provided to you upon the opening of your account. This notice is not meant as a definitive enumeration of every possible circumstance, but as a general disclosure. If you have any questions regarding this notice or if you would like additional copies of the Disclosure Statement, please contact your financial institution.
- Pershing is a member of the Securities Investor Protection Corporation (SIPC®). Please note that SIPC does not protect against loss due to market fluctuation. In addition to SIPC protection, Pershing provides coverage in excess of SIPC limits. For more detailed information please visit: www.pershing.com/about/strength-and-stability.
- This statement will be deemed conclusive. You are advised to report any inaccuracy or discrepancy (including unauthorized trading) promptly, but no later than ten days after receipt of this statement, to your financial organization and Pershing. Please be advised that any oral communication should be re-confirmed in writing to further protect your rights, including your rights under the Securities Investor Protection Act.
- Your financial organization's contact information can be found on the first page of this statement. Pershing's contact information is as follows: **Pershing LLC, Legal Department, One Pershing Plaza, Jersey City, New Jersey 07399; (201) 413-3330.** Errors and Omissions excepted.



Total Monthly Interest Earnings



Fnd	Sc	Description	Beginning Balance	MTD Revenues	FYTD Revenues	MTD Expenditures	FYTD Expenditures	Current Available Balance
001	0000	GENERAL FUND	39,370,833.97	2,884,606.15	63,552,332.35	7,285,553.34	54,371,655.92	48,551,510.40
002	0000	BOND RETIREMENT	1,264,996.56	21,370.00	1,225,694.10	.00	1,367,951.22	1,122,739.44
002	9000	BOND RETIREMENT - NEW ELE	3,858,326.49	77,470.00	3,923,148.82	.00	3,499,384.86	4,282,090.45
002	9012	LOCAL SALES TAX RETIREMEN	99,750.00	.00	1,261,668.75	.00	1,261,668.75	99,750.00
002	9014	CONSOLIDATION - ENERGY &	.00	.00	315,987.53	.00	315,987.53	.00
003	0000	PERMANENT IMPROVEMENT FUN	126,628.88	.00	.00	.00	.00	126,628.88
003	9000	PERMANENT IMPROVEMENT FUN	989.14	.00	.00	.00	.00	989.14
003	9001	MEDINA CITY REC CENTER-PE	570,076.43	.00	139,751.18	15,400.47-	89,438.85	620,388.76
006	0000	LUNCHROOM FUND	48,061.37	248,535.89	1,621,189.04	268,581.96	1,692,567.18	23,316.77-
007	9004	COLLINS SCHOLARSHIP/POST-	42.80	32.38	16,059.59	.00	.00	16,102.39
007	9110	ART TRUST - GARFIELD	10,064.72	20.57	161.09	.00	.00	10,225.81
007	9111	CHARLES STANGEL SCHOLARSH	.00	500.00	500.00	.00	.00	500.00
007	9333	RIOS STUDENT LEADER SCHOL	26,200.26	374.13	4,691.81	.00	.00	30,892.07
007	9901	BIXLER SCHOLARSHIP FUND	125.00	.00	.00	.00	.00	125.00
008	9002	KANEHL MUSIC TRUST	29,102.27	77.07	518.61	.00	.00	29,620.88
008	9003	RICHARD HOFFMAN COLLINS M	607,680.86	.00	12,913.02	.00	.00	620,593.88
008	9112	ELAINE BUSHMAN FUND	17,304.04	25.62	437.65	.00	.00	17,741.69
009	9000	STAR	1,246.00	995.00	23,613.49	.00	.00	24,859.49
009	9110	UNIFORM SUPPLIES GARFIELD	10,879.47	563.75	3,781.00	100.57	6,240.54	8,419.93
009	9120	UNIFORM SUPPLIES - CANAVA	10,824.08	391.66	8,473.41	73.51	11,817.46	7,480.03
009	9130	UNIFORM SUPPLIES - FENN	22,661.05	266.75	9,332.75	1,218.62	14,397.85	17,595.95
009	9140	UNIFORM SUPPLIES - HERITA	5,210.26	520.50	9,290.23	.00	10,548.91	3,951.58
009	9160	UNIFORM SUPPLIES - BLAKE	857.73	690.50	12,627.25	228.13	12,888.02	596.96
009	9170	UNIFORM SUPPLIES - RALPH	11,977.26	329.75	15,787.25	784.79	15,222.81	12,541.70
009	9180	UNIFORM SUPPLIES - ELIZA	8,071.03	357.00	10,395.52	.00	13,779.92	4,686.63
009	9200	UNIFORM SUPPLIES - CLAGGE	56,537.37	1,665.00	22,471.16	1,973.64	27,547.07	51,461.46
009	9210	UNIFORM SUPPLIES - A.I. R	12,182.21	738.50	25,360.30	615.13	24,714.64	12,827.87
009	9300	UNIFORM SUPPLIES - SENIOR	41,811.27	1,899.00	134,500.84	13,483.93	76,647.61	99,664.50
009	9304	AVIATION/PHOTOGRAPHY	3.87	.00	.00	.00	.00	3.87
014	9016	MEDINA CNTY JUV DET CNTR	56,092.18	12,530.00	154,481.13	30,928.47	213,131.27	2,557.96-
014	9111	CFIT FY11	5,550.01	.00	.00	.00	.00	5,550.01
014	9116	EVOLVE FY 16	69,606.72	73,150.00	428,812.50	97,234.53	507,829.05	9,409.83-
016	0000	EMERGENCY LEVY	14,480,996.23	139,190.00	7,097,735.76	361,195.96	2,545,127.40	19,033,604.59
018	0000	PRINT SHOP	6,683.33	.00	.00	.00	.00	6,683.33
018	9000	PUBLIC SCHOOL SUPPORT - S	16.70	.00	.00	.00	.00	16.70
018	9110	PRINCIPAL'S FUND - GARFIE	30,043.47	99.00	3,301.68	212.35	4,151.91	29,193.24
018	9111	GARFIELD SCHOOL STORE	866.80	.00	200.00	.00	50.00	1,016.80
018	9113	GARFIELD MEDIA CENTER	726.76	5.00	951.98	914.97	914.97	763.77
018	9120	PRINCIPAL - CANAVAN	49,481.36	151.00	3,188.00	1,002.99	6,734.94	45,934.42
018	9122	CANAVAN SCHOOL STORE	586.69	.00	.00	.00	.00	586.69
018	9123	BOOK FAIR - CANAVAN	5,280.58	.00	5,023.19	1,207.16	7,772.51	2,531.26
018	9130	PRINCIPAL - FENN	37,156.68	192.00	7,730.55	3,061.73	9,528.31	35,358.92
018	9132	FENN SCHOOL STORE	723.07	44.05	474.40	5.00	55.00	1,142.47
018	9133	BOOK FAIR - FENN	277.47	21.00	157.16	.00	.00	434.63
018	9135	MEDINA SKI TEAM - DISTRIC	5,409.19	.00	3,975.00	3,386.26	5,634.15	3,750.04
018	9140	PRINCIPAL'S FUND - HERITA	28,070.00	26.00	12,010.31	599.20	7,585.24	32,495.07

FINANCIAL SUMMARY REPORT
Processing Month: March 2018
MEDINA CITY SCHOOL DISTRICT

Fnd	Sc	Description	Beginning Balance	MTD Revenues	FYTD Revenues	MTD Expenditures	FYTD Expenditures	Current Available Balance
018	9143	HERITAGE MEDIA CENTER	15,375.04	.00	4,828.88	270.83	13,824.93	6,378.99
018	9160	PRINCIPAL'S FUND - H G BL	42,009.07	201.89	5,783.14	1,084.83	6,462.32	41,329.89
018	9161	LEADER IN ME - BLAKE	7,394.06	.00	.00	.00	.00	7,394.06
018	9163	BLAKE MEDIA CENTER	17,218.27	7.50	6,003.62	.00	5,821.65	17,400.24
018	9170	PRINCIPALS FUND - RALPH W	74,315.89	382.00	6,512.00	1,569.31	6,013.67	74,814.22
018	9171	WAITE SCHOOL STORE	50.00	.00	.00	.00	.00	50.00
018	9173	MEDIA CENTER RALPH WAITE	5,360.91	13.00	8,612.17	.00	7,737.87	6,235.21
018	9174	FIELD TRIPS RALPH WAITE E	15,209.72	.00	.00	.00	.00	15,209.72
018	9180	PRINCIPALS FUND ELIZA NOR	43,613.19	295.00	3,315.00	2,000.33	4,885.04	42,043.15
018	9181	NORTHROP ELEMENTARY SCHOO	1,745.95	.00	.00	.00	125.00	1,620.95
018	9183	MEDIA CENTER ELIZA NORTHRO	7,702.33	.00	5,521.93	.00	4,920.27	8,303.99
018	9184	FIELD TRIPS ELIZA NORTHRO	146.00	.00	.00	.00	.00	146.00
018	9200	PRINCIPAL'S FUND - CLAGGE	84,752.98	4,855.30	15,811.32	2,385.91	14,031.48	86,532.82
018	9203	CLAGGETT M.S. MEDIA CENTE	4,507.83	9.95	3,932.70	.00	3,183.50	5,257.03
018	9210	PRINCIPAL'S FUND - ROOT M	13,333.52	65.80	34,897.27	1,690.28	9,583.88	38,646.91
018	9211	ROOT M.S. MEDIA CENTER	9,038.70	11.99	3,885.97	.00	3,266.61	9,658.06
018	9212	ROOT M.S. - WASHINGTON TR	355.00	.00	.00	.00	.00	355.00
018	9213	SPECIAL FUNDRAISER - ROOT	12,631.96	.00	.00	.00	12,631.94	.02
018	9300	PRINCIPAL'S FUND - SENIOR	43,812.78	1,695.00	28,699.01	300.70	24,241.75	48,270.04
018	9301	MEDIA CENTER FUND	1,407.80	33.93	33.93	171.85	221.85	1,219.88
018	9302	SPECIAL FUNDRAISER - SENI	37,086.18	.00	.00	.00	.00	37,086.18
018	9303	PERFORMING ARTS	101,955.40	100.00	14,349.80	1,305.03	24,975.94	91,329.26
018	9304	BUZZ	14,196.01	1,146.42	7,408.98	1,015.70	5,856.30	15,748.69
018	9305	FLEXIBLE CREDIT FUND	7,334.56	.00	150.00	.00	.00	7,484.56
018	9900	INSERVICE - CENTRAL	3,702.01	.00	.00	.00	.00	3,702.01
018	9901	PUBLIC SCHOOL SUPPORT - I	5,383.72	.00	553.00	113.00	166.95	5,769.77
018	9902	INSERVICE - SUPERINTENDEN	24,720.92	.00	.00	.00	.00	24,720.92
018	9903	BOARD/STUDENT DEVELOPMENT	2,800.00	.00	.00	.00	.00	2,800.00
018	9904	WELLNESS FUND	502.00	.00	.00	.00	.00	502.00
018	9905	PUBLIC SCHOOL SUPPORT/STU	54,192.50	.00	8,000.00	.00	5,320.86	56,871.64
018	9906	COMMUNICATIONS - PUBLIC S	1,752.19	.00	5,132.00	122.40	4,723.71	2,160.48
018	9910	MAINTENANCE DEPARTMENT	3,902.36	.00	.00	.00	.00	3,902.36
018	9920	TRSP FUND	1,944.18	.00	354.55	.00	184.93	2,113.80
018	9930	Resource Connection	1,500.00	.00	.00	.00	.00	1,500.00
019	9000	ADAMH GRANT	642.00	.00	6,000.00	551.00	4,275.00	2,367.00
019	9008	MCDAC GRANT FY18	.00	.00	61,776.00	17,749.39	104,774.32	42,998.32
019	9018	LOWE'S LIGHT UP GARFIELD	48.08	.00	.00	.00	.00	48.08
019	9020	RIF PROGRAM GRANT - NORTH	400.73	.00	.00	.00	.00	400.73
019	9021	JENNINGS - BLAKE - BRYNIA	.82	.00	.00	.00	.00	.82
019	9023	PUBLIC EDUCATION LEADERSH	.01	.00	.00	.00	.00	.01
019	9029	MARTHA HOLDEN JENNINGS GR	6.82	.00	.00	.00	.00	6.82
019	9030	PERFORMANCE BASED ASSESSM	79.76	.00	.00	.00	.00	79.76
019	9031	PBA FY11	256.96	.00	.00	.00	.00	256.96
019	9113	ACS-HACH CHEMISTRY GRANT	96.34	.00	.00	.00	.00	96.34
019	9180	PPG INNOVATIVE CLASSROOM	15.31	.00	.00	.00	.00	15.31
019	9213	VIDEO CLUB GRANT - MHS	2.82	.00	.00	.00	.00	2.82

FINANCIAL SUMMARY REPORT
Processing Month: March 2018
MEDINA CITY SCHOOL DISTRICT

Fnd	Sc	Description	Beginning Balance	MTD Revenues	FYTD Revenues	MTD Expenditures	FYTD Expenditures	Current Available Balance
019	9300	MARTHA HOLDEN JENNINGS -	.00	.00	3,000.00	3,000.00	3,000.00	.00
019	9313	JENNINGS - NORTHROP - MIL	13.86	.00	.00	.00	.00	13.86
019	9413	3M AND OTHER GRANT	152.03	.00	.00	.00	.00	152.03
019	9513	NEA STUDENT ACHIEVEMENT G	191.88	.00	.00	.00	.00	191.88
019	9613	FUEL UP - CONDOSTA - ROOT	492.05	.00	.00	.00	.00	492.05
019	9715	FUEL UP - BLAKE	23.82	.00	.00	.00	.00	23.82
020	9001	TRANSPORTATION ENTERPRISE	51,296.71	778.43	12,350.36	288.00	4,804.25	58,842.82
022	9000	Unclaimed funds	27,461.10	4,673.19	4,901.08	331.25	331.25	32,030.93
022	9093	DIVERSION PROGRAM FED MON	1,000.00	.00	.00	.00	.00	1,000.00
022	9094	DIVERSION PROGRAM - FED.	1,000.00	.00	.00	.00	.00	1,000.00
022	9300	OH HIGH SCHOOL ATH ASSOC	1,053.98	6,133.00	28,307.00	.00	21,747.38	7,613.60
024	9001	MEDICAL AND DRUG/SELF INS	6,269,529.07	713,620.54	6,412,245.19	543,417.46	5,792,355.21	6,889,419.05
024	9002	DENTAL SELF INSURANCE FUN	361,631.41	55,593.57	497,323.37	55,947.59	500,768.40	358,186.38
024	9094	FLEX PRO	59,014.82	29,712.21	143,423.64	16,463.80	140,822.84	61,615.62
027	0000	WORKMANS COMP.-SELF INS	181,567.56	16,977.15	109,927.91	24,175.82	167,266.20	124,229.27
071	9013	LOCAL SALES TAX PERMANENT	3,132,294.11	.00	2,350,290.84	6,519.82	2,442,998.89	3,039,586.06
200	9110	GARFIELD STUDENT COUNCIL/	1,275.31	1.49	15.09	.00	548.82	741.58
200	9121	ELLA CANAVAN STUDENT COUN	936.98	9.11	525.46	.00	411.97	1,050.47
200	9134	FENN STUDENT BUSINESS	8.49	.02	.13	.00	.00	8.62
200	9140	STUDENT COUNCIL - HERITAG	147.71	.30	2.37	.00	.00	150.08
200	9184	NORTHRUP ELEMENTARY STUDE	47.29	.10	.75	.00	.00	48.04
200	9185	K-KIDS KIWANIS ACTIVITY C	4,690.39	811.63	2,061.87	275.39	848.31	5,903.95
200	9202	CLAGGETT MIDDLE SCH. STUD	3,420.21	73.47	3,297.10	140.16	3,996.16	2,721.15
200	9204	CLAGGETT MIDDLE SCHOOL CH	474.76	.97	7.60	.00	.00	482.36
200	9205	CLAGGETT MIDDLE SCH. BUIL	1,687.09	4.09	346.61	.00	.00	2,033.70
200	9209	CLAGGETT MIDDLE SCHOOL DR	16,602.63	6,116.27	6,989.09	979.98	4,076.34	19,515.38
200	9252	CHEERLEADERS - ROOT M.S.	40.52	.08	.65	.00	.00	41.17
200	9253	BUILDERS' CLUB - ROOT M.S	3,173.55	7.08	344.60	.00	.00	3,518.15
200	9254	HONORS ACADEMY - ROOT	1,357.05	112.64	341.43	.00	385.00	1,313.48
200	9256	DRAMA CLUB - ROOT M.S.	4,025.46	9.30	1,787.21	617.50	1,186.50	4,626.17
200	9257	ENVIRONMENTAL CLUB - ROOT	193.79	.00	1.40	.00	195.19	.00
200	9258	STUDENT COUNCIL - ROOT M.	2,262.74	1,705.77	2,305.00	708.85	1,227.63	3,340.11
200	9301	YOUNG AMERICANS FOR FREED	2,572.40	1,587.08	3,434.74	.00	.00	6,007.14
200	9302	ART CLUB	133.59	.27	30.19	28.00	28.00	135.78
200	9303	INTERNATIONAL CULTURAL EX	361.39	.41	5.00	94.14	161.84	204.55
200	9304	CAREER ASSOCIATION	242.25	.00	1.20	.00	243.08	.37
200	9305	CHEMCLUB	729.72	1.93	396.86	.00	167.39	959.19
200	9306	OPERATION SMILE	5.00	.46	223.52	.00	.00	228.52
200	9307	CHOIR	48,901.35	1,870.80	11,743.30	2,284.00	16,491.31	44,153.34
200	9308	COMPUTER CLUB	71.61	.00	.25	.00	71.86	.00
200	9309	IMPROVE CLUB	270.18	.55	4.32	.00	.00	274.50
200	9310	DELTA EPSILON PHI - NAT'L	.45	.00	.00	.00	.00	.45
200	9312	DRAMA CLUB	35,932.97	2,267.66	8,548.25	.00	3,379.32	41,101.90
200	9315	FELLOWSHIP OF CHRISTIAN A	276.12	1.14	290.69	.00	.00	566.81
200	9316	FRENCH CLUB	8.71	.00	.00	.00	8.71	.00
200	9318	GIRLS LEADERSHIP CLUB	3,154.65	257.94	2,796.41	.00	898.17	5,052.89

FINANCIAL SUMMARY REPORT
Processing Month: March 2018
MEDINA CITY SCHOOL DISTRICT

Fnd	Sc	Description	Beginning Balance	MTD Revenues	FYTD Revenues	MTD Expenditures	FYTD Expenditures	Current Available Balance
200	9321	KEY CLUB	26,408.12	79.92	15,134.50	709.65	1,802.10	39,740.52
200	9323	MEDINAMITE	411.25	177.05	475.74	24.24	437.48	449.51
200	9324	MEDINIAN	25,424.46	1,844.32	14,448.55	1,005.00	7,891.72	31,981.29
200	9325	MHS BAND	22,024.92	38.49	10,473.30	6,246.84	13,359.81	19,138.41
200	9326	NATIONAL HONOR SOCIETY	9,211.36	18.63	146.91	.00	94.89	9,263.38
200	9327	ORCHESTRA	21,549.16	63.29	1,980.87	.00	512.50	23,017.53
200	9330	SCIENCE OLYMPIAD CLUB	136.51	136.98	637.45	.00	136.98	636.98
200	9331	SKI CLUB	2.90	.01	.04	.00	.00	2.94
200	9332	SPANISH CLUB	8,512.58	20.87	4,349.44	245.48	2,482.38	10,379.64
200	9333	STUDENT COUNCIL	39,753.53	1,440.91	38,812.32	3,278.88	31,872.84	46,693.01
200	9334	WORK STUDY CLUB	5,297.94	.00	18.26	.00	5,316.20	.00
200	9335	LATIN CLUB	1,660.53	223.99	5,302.62	.00	4,980.32	1,982.83
200	9336	INTERACT ORGANIZATION	1,607.69	.00	5.54	.00	1,613.23	.00
200	9337	AMERICAN SIGN LANGUAGE CL	166.14	.51	149.29	62.55	62.55	252.88
200	9339	SPEECH/DEBATE CLUB	18,632.11	32.92	18,842.58	203.04	21,107.91	16,366.78
200	9340	S. A. D. D.	1,553.99	3.35	592.45	.00	481.38	1,665.06
200	9345	INTERNATIONAL CLUB	4,777.49	.00	16.47	.00	4,793.96	.00
200	9346	PENGUIN BOWL/NOSB	257.09	.53	505.03	.00	500.00	262.12
200	9350	TECHNOLOGY CLUB	124.72	678.28	2,010.41	185.23	1,197.06	938.07
200	9351	THE JUNIOR STATESMEN OF A	1,190.32	.00	4.11	.00	1,194.43	.00
200	9352	VIDEO CLUB - SR HI	6,912.25	12.68	164.59	.00	773.25	6,303.59
200	9353	CHINESE CLUB	730.31	1.82	270.75	7.99	97.72	903.34
200	9355	GENDER AND SEXUALITY ALLI	1,280.92	2.49	911.36	855.96	952.24	1,240.04
200	9380	V O F T	31,641.16	57.01	2,151.75	3,239.70	5,445.48	28,347.43
200	9416	CLASS OF 2016	2,452.99	.00	6.62-	.00	2,446.37	.00
200	9417	CLASS OF 2017	4,071.58	.00	14.04	.00	4,085.62	.00
200	9418	CLASS OF 2018	23,183.56	13.67	1,015.46	.00	17,402.02	6,797.00
200	9419	CLASS OF 2019	3,984.75	41.37	20,558.03	3,759.13	3,970.77	20,572.01
200	9420	CLASS OF 2020	2,025.20	8.13	2,106.58	.00	89.83	4,041.95
200	9421	CLASS OF 2021	.00	3.06	1,551.89	.00	29.85	1,522.04
200	9999	GENERIC STUDENT ACTIV. FD	.01	.00	.00	.00	.00	.01
300	0000	ATHLETIC FUND	195,045.47	4,287.85	304,276.23	36,977.44	310,787.71	188,533.99
300	9110	GARFIELD FIELD TRIPS	.00	490.00	490.00	212.80-	220.42	269.58
300	9120	CANAVAN FIELD TRIP	.00	240.00	1,091.00	.00	1,366.00	275.00-
300	9121	WORLD WATCHER'S CLUB	7,362.04	.00	.00	.00	.00	7,362.04
300	9130	FENN FIELD TRIPS	.00	90.00	6,370.00	.00	5,929.11	440.89
300	9140	HERITAGE FIELD TRIPS	.00	.00	4,699.50	.00	5,293.00	593.50-
300	9160	BLAKE FIELD TRIPS	170.00	3,400.00	6,551.00	.00	366.00	6,355.00
300	9170	WAITE FIELD TRIPS	1,272.00	.00	7,380.00	.00	9,741.25	1,089.25-
300	9180	NORTHROP FIELD TRIPS	269.67	.00	2,746.80	177.35	2,703.93	312.54
300	9201	CLAGGETT MIDDLE SCH. BAND	26,295.12	.00	17,929.23	410.37	14,129.88	30,094.47
300	9202	CLAGGETT MIDDLE SCH. ORCH	258.00	.00	.00	.00	.00	258.00
300	9203	CLAGGETT MIDDLE SCHOOL LI	370.00	.00	.00	.00	.00	370.00
300	9204	CLAGGETT M.S. CHOIR FUND	634.10	.00	.00	.00	.00	634.10
300	9208	CLAGGETT - 6TH GRADE TRIP	27,839.95	5,894.00	74,712.00	.00	97,288.79	5,263.16
300	9250	ROOT M.S. BAND FUND	17,270.76	.00	13,817.00	.00	10,214.24	20,873.52

FINANCIAL SUMMARY REPORT
Processing Month: March 2018
MEDINA CITY SCHOOL DISTRICT

End	Sc	Description	Beginning Balance	MTD Revenues	FYTD Revenues	MTD Expenditures	FYTD Expenditures	Current Available Balance
300	9251	ROOT M.S. ORCHESTRA FUND	1,228.15	.00	10.50	.00	.00	1,238.65
300	9252	ROOT M.S. CHOIR FUND	3,270.15	.00	.00	.00	.00	3,270.15
300	9253	ROOT M.S. BEEHIVE	407.27	101.10	664.59	.00	280.05	791.81
300	9258	ROOT - DISTRICT SUPERVISE	99,129.46	14,873.75	21,291.25	.00	102,908.10	17,512.61
300	9259	ROOT DANCE TEAM	528.00	.00	.00	.00	528.00	.00
300	9301	BOWLING CLUB	.00	100.00	3,200.00	3,200.00	3,200.00	.00
300	9302	MENS VOLLEYBALL	8,302.21	.00	.00	604.15	854.15	7,448.06
300	9303	HUDDLE/SHUDDLE	1,502.31	.00	1,540.00	.00	827.21	2,215.10
300	9304	LINK CREW	4,010.40	.00	.00	116.44	2,212.87	1,797.53
300	9305	MHS DANCE TEAM	1,450.54	.00	.00	1,450.54	1,450.54	.00
300	9313	DRAMA/MUSICAL	11,987.17	.00	9,806.16	.00	10,723.82	11,069.51
300	9325	MHS BAND TRIP	7,854.12	.00	.00	.00	682.92	7,171.20
300	9334	BEEHIVE CAFE	18,441.36	2,312.65	12,452.66	2,618.61	14,493.22	16,400.80
300	9380	V O F T	640.58	.00	.00	.00	640.58	.00
300	9390	GLÓBAL TRIPS	.00	760.00	1,477.00	.00	.00	1,477.00
401	9016	AUXILIARY FUNDS/ST FRANCI	7,447.55	.00	.00	.00	7,447.55	.00
401	9017	AUXILIARY FUNDS/ST FRANCI	59,831.48	.00	3,436.20-	.00	56,357.87	37.41
401	9018	AUXILIARY FUNDS/ST FRANCI	.00	330.17	383,587.90	47,217.65	219,418.58	164,169.32
401	9026	AUX FUNDS NURTURY	5,654.05	.00	.00	.00	5,654.05	.00
401	9027	AUX FUNDS NURTURY	1,366.99	.00	2.05	.00	1,296.14	72.90
401	9028	AUX FUNDS NURTURY	.00	.00	2,731.10	.00	2,731.10	.00
401	9036	AUX FUNDS MCA	2,560.07	.00	.00	.00	2,560.07	.00
401	9037	AUX FUNDS MCA	34,290.21	.00	323.52	.00	34,674.10	60.37-
401	9038	AUX FUNDS MCA	.00	125.52	169,737.33	4,901.53	107,327.58	62,409.75
401	9046	AUX FUNDS KIDS COUNTRY	1,234.24	.00	.00	.00	1,234.24	.00
401	9047	AUX FUNDS KIDS COUNTRY	6,177.86	.00	10.27	.00	6,355.16	167.03-
401	9048	AUX FUNDS KIDS COUNTRY	.00	23.17	11,519.83	.00	.00	11,519.83
401	9066	SM WONDERS	1,644.12	.00	.00	.00	.00	1,644.12
432	9097	MANAGE. INFO. SYS. FUND	.80	.00	.00	.00	.00	.80
450	9008	SCHOOLNET PLUS FY2008: GR	1.00	.00	.00	.00	.00	1.00
451	9013	CONNECTIVITY 2013	800.00	.00	.00	.00	.00	800.00
451	9018	CONNECTIVITY FY18	.00	9,900.00	19,800.00	.00	.00	19,800.00
452	9008	SCHOOLNET PROFESSIONAL DE	66.15	.00	.00	.00	.00	66.15
463	9017	ALT ED	219.48	.00	.00	.00	219.48	.00
499	9012	INTERN PSYCH FY12	45.81	.00	.00	.00	.00	45.81
499	9013	INTERN PSYCH FY13	39.97	.00	.00	.00	.00	39.97
499	9024	LOCAL GOVERNMENT INNOVATI	7,750.00	.00	.00	.00	.00	7,750.00
499	9039	INTERN PSYCHOLOGIST GRANT	2.20	.00	.00	.00	.00	2.20
499	9112	E-TECH BLENDED LEARNING G	321.71	.00	.00	.00	.00	321.71
506	9014	RESIDENT EDUCATOR GRANT	950.00	.00	.00	.00	.00	950.00
516	9015	TITLE VI-B	2,690.82	.00	.00	.00	.00	2,690.82
516	9016	TITLE VI-B	229.90	.00	.00	.00	.00	229.90
516	9017	TITLE VI-B	3,926.79	.00	213,979.27	.00	217,906.06	.00
516	9018	TITLE VI-B	.00	298,473.81	868,922.32	137,381.18	919,362.23	50,439.91-
551	9118	TITLE III LEP	.00	.00	10,743.48	.00	10,743.48	.00
572	9017	TITLE I	41,715.90	.00	112,623.24	.00	154,339.14	.00

F I N A N C I A L S U M M A R Y R E P O R T
 Processing Month: March 2018
 MEDINA CITY SCHOOL DISTRICT

Fnd	Sc	Description	Beginning Balance	MTD Revenues	FYTD Revenues	MTD Expenditures	FYTD Expenditures	Current Available Balance
572	9018	TITLE I	.00	91,140.91	245,998.81	44,923.74	263,484.10	17,485.29-
572	9116	TITLE I-D	2.83	.00	.00	.00	.00	2.83
572	9117	TITLE I-D	31,914.47	.00	87,811.70	.00	119,726.17	.00
572	9118	TITLE I-D	.00	11,630.63	27,978.36	6,404.42	30,839.87	2,861.51-
587	9017	PRESCHOOL	4,661.62	.00	3,621.22	.00	8,282.84	.00
587	9018	PRESCHOOL	.00	7,039.78	18,681.91	4,026.24	20,176.87	1,494.96-
590	9017	TITLE II-A	3,719.83	.00	.00	.00	3,719.83	.00
590	9018	TITLE II-A	.00	16,858.60	88,884.61	7,194.66	94,079.96	5,195.35-
599	9018	TITLE IV-A STUDENT SUPPOR	.00	3,031.39	7,190.63	1,560.39	8,089.09	898.46-
Grand Total All Funds			72,792,031.29	4,793,967.41	92811,420.13	9,061,339.69	78524,621.92	87078,829.50
Total Invested Funds			.00					

Check#	Check Date	Org Sta	Vendor Paid	Check Amount	Status Date
008058	03/08/2018	M/M	MEMO - U.S. BANK PURCHASE CARD	19,498.96	
008059	03/02/2018	M/M	MEMO MET LIFE INSURANCE	4,728.98	
008060	03/02/2018	M/M	MEMO --S T R S	73,767.87	
008061	03/02/2018	M/M	MEMO --S E R S	3,714.69	
008062	03/02/2018	M/M	MEMO -MEDINA CITY SCHOOLS	311,978.44	
008063	03/02/2018	M/M	MEMO - HUNTINGTON NAT'L BANK	27,316.20	
008064	03/02/2018	M/M	MEMO - BUREAU WORK COMP	5,589.39	
008065	03/16/2018	M/M	MEMO --S T R S	73,686.33	
008066	03/16/2018	M/M	MEMO --S E R S	3,714.69	
008067	03/16/2018	M/M	MEMO -MEDINA CITY SCHOOLS	312,787.36	
008068	03/16/2018	M/M	MEMO - HUNTINGTON NAT'L BANK	27,266.17	
008069	03/16/2018	M/M	MEMO - BUREAU WORK COMP	5,578.26	
008070	03/13/2018	M/M	MEMO MET LIFE INSURANCE	55,947.59	
008071	03/02/2018	M/M	ARBITERPAY	10,000.00	
008072	03/13/2018	M/M	MEMO - MEDICAL MUTUAL	156,450.70	
008073	03/06/2018	M/M	MEMO - MEDICAL MUTUAL	98,517.25	
008074	03/01/2018	M/M	MEMO - MEDICAL MUTUAL	91,502.71	
008075	03/05/2018	M/M	GORDON FOOD SERVICE	4,385.81	
008076	03/05/2018	M/M	GORDON FOOD SERVICE	177.82	
008077	03/13/2018	M/M	GORDON FOOD SERVICE	5,103.42	
008078	03/13/2018	M/M	GORDON FOOD SERVICE	250.17	
008079	03/16/2018	M/M	OHIO DEPT OF ED - MEMO CK	111,697.84	
008080	03/19/2018	T/T	MEMO -MEDINA CITY SCHOOLS	136.98	
008081	03/20/2018	M/M	MEMO - MEDICAL MUTUAL	69,752.02	
008082	03/27/2018	M/M	MEMO - MEDICAL MUTUAL	126,939.78	
008083	03/20/2018	M/M	GORDON FOOD SERVICE	6,759.43	
008084	03/20/2018	M/M	GORDON FOOD SERVICE	312.62	
008085	03/22/2018	M/M	SYSCO CLEVELAND INC	30,253.88	
008086	03/22/2018	M/M	SYSCO CLEVELAND INC	1,506.08	
008087	03/27/2018	M/M	GORDON FOOD SERVICE	5,763.53	
008088	03/27/2018	M/M	GORDON FOOD SERVICE	322.81	
008089	03/29/2018	M/M	SYSCO CLEVELAND INC	112.65	
008090	03/30/2018	M/M	OHIO DEPT OF ED - MEMO CK	106,284.25	
008091	03/30/2018	M/M	MEMO - P & A ADMINISTRATIVE	16,101.20	
008092	03/30/2018	M/M	MEMO --S T R S	75,881.32	
008093	03/30/2018	M/M	MEMO --S E R S	3,714.69	
008094	03/30/2018	M/M	MEMO -MEDINA CITY SCHOOLS	42.36	
008095	03/30/2018	M/M	MEMO - HUNTINGTON NAT'L BANK	29,464.72	
008096	03/30/2018	M/M	MEMO - BUREAU WORK COMP	5,809.50	
008097	03/30/2018	M/M	MEMO - BUREAU WORK COMP	15,409.66	
008098	03/30/2018	M/M	STRS	515,136.00	
008099	03/30/2018	M/M	SERS - MEMO	124,834.00	
008100	03/26/2018	M/M	MEMO - IRS	9,175.09	
621436	03/13/2018	W/R	ADLER TEAM SPORTS	1,526.40	03/21/2018
621437	03/13/2018	W/R	ADVANCE AUTO PARTS	58.40	03/19/2018
621438	03/13/2018	W/R	AKRON CHILDRENS HOSPITAL	23,573.85	03/28/2018
621439	03/13/2018	W/R	ALLIED 100 LLC	1,324.00	03/19/2018
621440	03/13/2018	W/R	AMAZON.COM	8,895.15	03/20/2018
621441	03/13/2018	W/R	AMERICAN TIME & SIGNAL COMPANY	146.84	03/19/2018
621442	03/13/2018	W/R	AMHERST STEELE HIGH SCHOOL	300.00	03/19/2018
621443	03/13/2018	W/R	ANGELA NUCKOLS	1,350.00	03/13/2018
621444	03/13/2018	W/R	ANTHONY BELSITO	486.00	03/15/2018

Check#	Check Date	Org Sta	Vendor Paid	Check Amount	Status Date
621445	03/13/2018	W/R	ARMSTRONG	550.50	03/19/2018
621446	03/13/2018	W/R	ARMSTRONG CABLE	204.90	03/16/2018
621447	03/13/2018	W/R	BASA	79.00	03/19/2018
621448	03/13/2018	W/R	BELLEFAIRE JEWISH CHILDREN'S	40,000.00	03/15/2018
621449	03/13/2018	W/R	BETH BAYDA	148.00	03/13/2018
621450	03/13/2018	W/R	BOOKSOURCE	819.80	03/19/2018
621451	03/13/2018	W/R	DAIRYMENS	1,917.70	03/19/2018
621452	03/13/2018	W/R	BRADFORD SCOTT QUADE	166.04	03/13/2018
621453	03/13/2018	W/R	BRADLEY DALZELL	967.96	03/13/2018
621454	03/13/2018	W/R	BRICKER & ECKLER LLP	277.54	03/16/2018
621455	03/13/2018	W/R	BRITTANY LAUX	89.10	03/13/2018
621456	03/13/2018	W/R	BSN SPORTS LLC	534.00	03/20/2018
621457	03/13/2018	W/R	BUEHLER'S MARKETS	1,519.97	03/16/2018
621458	03/13/2018	W/R	CARA R COUGHLIN	615.00	03/13/2018
621459	03/13/2018	W/R	CARDINAL BUS SALES &	936.31	03/16/2018
621460	03/13/2018	W/R	CENTERRA CO-OP	36,295.67	03/20/2018
621461	03/13/2018	W/R	CENTRAL INSTRUMENT CO.	40.00	03/16/2018
621462	03/13/2018	W/R	CHAUNCEY WIDDER	45.23	03/13/2018
621463	03/13/2018	W/R	CHRISTOPHER M ERNST	7,695.10	03/16/2018
621464	03/13/2018	W/R	CHUCK'S CUSTOM, LLC	314.44	03/21/2018
621465	03/13/2018	W/R	CINTAS CORPORATION	353.54	03/19/2018
621466	03/13/2018	W/R	CINTAS FIRST AID & SAFETY	190.95	03/19/2018
621467	03/13/2018	W/R	CITY OF MEDINA	14,301.85	03/16/2018
621468	03/13/2018	W/R	CLEVELAND CLINIC ATWORK	300.00	03/28/2018
621469	03/13/2018	W/R	CLEVELAND PLUMBING	106.78	03/15/2018
621470	03/13/2018	W/R	COLLINCARESCURECANCER CORP	500.00	03/22/2018
621471	03/13/2018	W/R	COMDOC, INC.	204.90	03/16/2018
621472	03/13/2018	W/W	CPO SCIENCE	156.24	
621473	03/13/2018	W/R	CRITCHFIELD, CRITCHFIELD	600.00	03/16/2018
621474	03/13/2018	W/R	CROWN TROPHY OF MEDINA	891.00	03/16/2018
621475	03/13/2018	W/W	CYNTHIA M SHEVEL	2,850.00	
621476	03/13/2018	W/R	DAMON INDUSTRIES INC	696.86	03/16/2018
621477	03/13/2018	W/R	DANIEL SMITH	42.40	03/13/2018
621478	03/13/2018	W/R	DARCY RANALLO	131.89	03/13/2018
621479	03/13/2018	W/R	DARLENE SPARKS	49.38	03/13/2018
621480	03/13/2018	W/R	CTB McGRAW-HILL	8,629.68	03/19/2018
621481	03/13/2018	W/R	DAVID RAINS	4.09	03/13/2018
621482	03/13/2018	W/R	DAVIS WATER TREATMENT	712.44	03/27/2018
621483	03/13/2018	W/R	DMO FOOD EQUIPMENT	509.42	03/16/2018
621484	03/13/2018	W/R	EASY GRAPHICS CORP	1,631.12	03/19/2018
621485	03/13/2018	W/R	EDUCATION ALTERNATIVES	7,410.00	03/20/2018
621486	03/13/2018	W/R	ENTERPRISE FLEET MGMT INC.	9,519.82	03/19/2018
621487	03/13/2018	W/R	ERIC L RICHARDSON	400.00	03/19/2018
621488	03/13/2018	W/R	ESC OF MEDINA COUNTY	9,328.68	03/16/2018
621489	03/13/2018	W/R	FARMERS EXCHANGE CO INC	587.02	03/16/2018
621490	03/13/2018	W/R	FASTENAL COMPANY	91.67	03/19/2018
621491	03/13/2018	W/R	FEDERAL NEWS SERVICES, INC	414.00	03/28/2018
621492	03/13/2018	W/R	FOLLETT SCHOOL SOLUTIONS INC	2,467.52	03/26/2018
621493	03/13/2018	W/R	FRAN SCHOEN	5,888.00	03/16/2018
621494	03/13/2018	W/R	FRONTIER	67.26	03/19/2018
621495	03/13/2018	W/R	NAPA AUTOMOTIVE PARTS & SERVIC	191.88	03/19/2018
621496	03/13/2018	W/R	GOODWILL INDUSTRIES AKRON INC	3,841.50	03/13/2018

Check#	Check Date	Org Sta	Vendor Paid	Check Amount	Status Date
621497	03/13/2018	W/R	GREAT LAKES BIOMEDICAL LTD	228.00	03/16/2018
621498	03/13/2018	W/R	HEALTHCARE BILLING SERVICES	1,388.89	03/16/2018
621499	03/13/2018	W/W	HILLIARD DAVIDSON GIRLS	400.00	
621500	03/13/2018	W/W	HOUSE OF FLOWERS & GIFTS LLC	437.85	
621501	03/13/2018	W/R	ICE CREAM SPECIALTIES INC	1,110.26	03/15/2018
621502	03/13/2018	W/R	JASON CAMPBELL	129.01	03/13/2018
621503	03/13/2018	W/R	JENNIFER ENGLER	158.91	03/13/2018
621504	03/13/2018	W/R	JENNIFER STILES	8.94	03/13/2018
621505	03/13/2018	W/R	JESSICA NIEMANTSVERDRIET	8.58	03/13/2018
621506	03/13/2018	W/R	JESSICA SCHAFFER MEMORIAL FUND	1,000.00	03/16/2018
621507	03/13/2018	W/R	JORDAN OLSON	332.50	03/13/2018
621508	03/13/2018	W/R	JOSHEN PAPER & PACKAGING	688.83	03/16/2018
621509	03/13/2018	W/R	JULIE MCCABE	26.67	03/13/2018
621510	03/13/2018	W/W	JULIE WILLIAMS	2,406.25	
621511	03/13/2018	W/R	JW PEPPER & SON, INC.	580.06	03/19/2018
621512	03/13/2018	W/R	KAREN KASE	57.99	03/20/2018
621513	03/13/2018	W/R	KIWANIS INTERNATIONAL	640.00	03/19/2018
621514	03/13/2018	W/R	LAINA MAKEPEACE	55.38	03/13/2018
621515	03/13/2018	W/R	LAKESHORE LEARNING MATERIALS	174.27	03/19/2018
621516	03/13/2018	W/R	LANGUAGE LEARNING ASSOCIATES	13,475.00	03/13/2018
621517	03/13/2018	W/R	LAURA CALAIACOVO	49.95	03/13/2018
621518	03/13/2018	W/R	LORI S KELLY	2,592.50	03/13/2018
621519	03/13/2018	W/R	LYNN HOUGHTALING	161.83	03/13/2018
621520	03/13/2018	W/R	MACKIN EDUCATIONAL RESOURCES	1,207.16	03/19/2018
621521	03/13/2018	W/R	MCS FOOD SERVICE DEPT.	88.11	03/15/2018
621522	03/13/2018	W/R	MEDINA CITY SCHOOLS	40,937.88	03/14/2018
621523	03/13/2018	W/R	MEDINA CITY SCHOOLS FOUNDATION	1,000.00	03/20/2018
621524	03/13/2018	W/R	MEDINA COUNTY SANITARY	1,343.05	03/20/2018
621525	03/13/2018	W/R	MEDINA HARDWARE, INC	578.89	03/19/2018
621526	03/13/2018	W/W	MEDINA RAPTOR CENTER	196.93	
621527	03/13/2018	W/R	MEDTOX LABORATORIES, INC.	50.00	03/27/2018
621528	03/13/2018	W/R	MICHAEL CANTRELL	35.00	03/13/2018
621529	03/13/2018	W/R	MICHAEL WESNER	105.00	03/29/2018
621530	03/13/2018	W/R	MICHELLE LISSER	38.43	03/23/2018
621531	03/13/2018	W/R	MIDLAND HARDWARE COMPANY	34.07	03/16/2018
621532	03/13/2018	W/R	MIRACLE LEAGUE OF NORTHEAST OH	500.00	03/21/2018
621533	03/13/2018	W/R	MNJ TECHNOLOGIES DIRECT INC	38.00	03/19/2018
621534	03/13/2018	W/R	MOHAWK RESOURCES LTD	2,925.92	03/19/2018
621535	03/13/2018	W/R	MOVIE LICENSING USA	436.00	03/19/2018
621536	03/13/2018	W/R	MUSIC THERAPY ENRICHMENT	575.00	03/26/2018
621537	03/13/2018	W/R	MYRA BOWYER	360.00	03/19/2018
621538	03/13/2018	W/R	N2Y LLC	177.54	03/16/2018
621539	03/13/2018	W/R	NANCY WOJCIAK	704.55	03/13/2018
621540	03/13/2018	W/R	NICHOLAS BRANDON MACLARREN	180.00	03/16/2018
621541	03/13/2018	W/R	NICKLES BAKERY	531.65	03/16/2018
621542	03/13/2018	W/R	OAESA	275.00	03/20/2018
621543	03/13/2018	W/R	OHIO EDISON COMPANY	22,597.07	03/16/2018
621544	03/13/2018	W/R	OHIO SCHOOLS COUNCIL- NAT GAS	17,333.17	03/20/2018
621545	03/13/2018	W/R	OTC BRANDS INC	723.28	03/19/2018
621546	03/13/2018	W/R	OWEN M COUGHLIN, JR.	180.00	03/15/2018
621547	03/13/2018	W/R	PLANK ROAD PUBLISHING, INC.	851.22	03/19/2018
621548	03/13/2018	W/R	PSI AFFILIATES, INC.	12,976.58	03/16/2018

Check#	Check Date	Org Sta	Vendor Paid	Check Amount	Status Date
621549	03/13/2018	W/R	QUILL CORPORATION	78.30	03/26/2018
621550	03/13/2018	W/R	RAFCOMM, INC.	146.03	03/28/2018
621551	03/13/2018	W/R	REBECCA GIBSON	56.28	03/13/2018
621552	03/13/2018	W/R	REGINA COUGHLIN	160.00	03/13/2018
621553	03/13/2018	W/R	REINHARDT SUPPLY COMPANY	2,028.20	03/19/2018
621554	03/13/2018	W/W	RESOURCES FOR EDUCATORS	239.00	
621555	03/13/2018	W/R	RJ VERNAK REFRIGERATION	666.00	03/16/2018
621556	03/13/2018	W/R	ROBBY'S VOICE	19.64	03/26/2018
621557	03/13/2018	W/R	ROBERTA GANGL	5.00	03/13/2018
621558	03/13/2018	W/R	RONALD L FULLER	56.44	03/13/2018
621559	03/13/2018	W/R	ROWLEYS WHOLESALE	1,960.68	03/19/2018
621560	03/13/2018	W/R	SANSON COMPANY	1,475.45	03/19/2018
621561	03/13/2018	W/R	SCHOLASTIC BOOK CLUBS, INC	395.00	03/19/2018
621562	03/13/2018	W/R	SCHOLASTIC BOOK FAIRS	914.97	03/19/2018
621563	03/13/2018	W/R	CLASSROOM DIRECT	53.05	03/22/2018
621564	03/13/2018	W/R	SCHOOL SPECIALTY, INC	2,054.59	03/20/2018
621565	03/13/2018	W/R	SENDERO THERAPIES, INC.	28,154.30	03/13/2018
621566	03/13/2018	W/R	SHELLEY MACK	527.10	03/13/2018
621567	03/13/2018	W/R	SMETZER'S TIRE CENTER, INC.	277.10	03/19/2018
621568	03/13/2018	W/R	SPORTSWORLD	526.00	03/23/2018
621569	03/13/2018	W/R	STAPLES BUSINESS ADVANTAGE	424.69	03/19/2018
621570	03/13/2018	W/R	STUDENT SUPPLY	102.14	03/20/2018
621571	03/13/2018	W/R	SUBURBAN SCHOOL	41,573.00	03/23/2018
621572	03/13/2018	W/R	SUSAN DUALE	8.29	03/13/2018
621573	03/13/2018	W/R	TALBERT'S COMMERCIAL PRODUCTS	602.35	03/16/2018
621574	03/13/2018	W/R	TARA KILBURG	12.96	03/13/2018
621575	03/13/2018	W/R	TECHNOLOGY ENGINEERING	18,360.00	03/13/2018
621576	03/13/2018	W/R	TERMINAL SUPPLY, INC	56.64	03/16/2018
621577	03/13/2018	W/R	THE MARINE MAMMAL CENTER	45.39	03/20/2018
621578	03/13/2018	W/R	THE MISSING PIECE LLC	600.00	03/21/2018
621579	03/13/2018	W/R	TOBIN STEPSIS	81.09	03/13/2018
621580	03/13/2018	W/R	TRACY BROWN	620.00	03/16/2018
621581	03/13/2018	W/R	TRANSPORTATION ACCESSORIES	1,064.32	03/19/2018
621582	03/13/2018	W/R	TREASURER, STATE OF OHIO	3,642.01	03/16/2018
621583	03/13/2018	W/R	UNIFIRST CORPORATION	1,248.76	03/19/2018
621584	03/13/2018	W/R	UNITED FOR PUERTO RICO	236.50	03/20/2018
621585	03/13/2018	W/R	VERIZON WIRELESS	387.00	03/19/2018
621586	03/13/2018	W/R	VIDEO SERVICE OF AMERICA	572.00	03/19/2018
621587	03/13/2018	B/B	MICHAEL & KRISTEN HOVANIC	42.25	
621588	03/13/2018	B/R	AMY SMOYER	125.00	03/19/2018
621589	03/13/2018	B/B	STEPHANIE CHRISTENSEN	12.99	
621590	03/13/2018	B/B	JANET HELMICK	9.95	
621591	03/21/2018	W/R	ABC THERAPY, LTD	13,810.00	03/22/2018
621592	03/21/2018	W/R	ADVANCE AUTO PARTS	360.90	03/28/2018
621593	03/21/2018	W/R	AIR RITE INC	1,553.46	03/26/2018
621594	03/21/2018	W/R	AIRGAS USA, LLC	78.40	03/29/2018
621595	03/21/2018	W/R	AKRON BEARING COMPANY, INC.	1,270.86	03/28/2018
621596	03/21/2018	W/R	ALEXANDRA MUSSELMAN	188.80	03/22/2018
621597	03/21/2018	W/W	MEDINA LANES	3,200.00	
621598	03/21/2018	W/R	AMY BUSBY	122.40	03/22/2018
621599	03/21/2018	W/R	ANDREW BRENNER	38.31	03/22/2018
621600	03/21/2018	W/R	ANGELA NUCKOLS	660.00	03/22/2018

Check#	Check Date	Org Sta	Vendor Paid	Check Amount	Status Date
621601	03/21/2018	W/R	ANTHONY BELSITO	216.00	03/26/2018
621602	03/21/2018	W/R	APEX MARKETING SOLUTIONS	525.31	03/28/2018
621603	03/21/2018	W/R	APOLLO PEST CONTROL COMPANY	568.00	03/31/2018
621604	03/21/2018	W/R	APPLIED MSS	547.51	03/29/2018
621605	03/21/2018	W/R	AQUACLEAR	49.85	03/27/2018
621606	03/21/2018	W/R	ASSET TECHNOLOGIES LLC	1,121.41	03/26/2018
621607	03/21/2018	W/R	BARNES & NOBLE BOOKSELLERS,	367.54	03/28/2018
621608	03/21/2018	W/R	BETHANY PITTMAN	59.95	03/22/2018
621609	03/21/2018	W/R	BLICK ART MATERIALS LLC	830.85	03/28/2018
621610	03/21/2018	W/R	BOOKSOURCE	248.16	03/27/2018
621611	03/21/2018	W/R	DAIRYMENS	4,444.48	03/28/2018
621612	03/21/2018	W/R	BRADLEY DALZELL	54.14	03/22/2018
621613	03/21/2018	W/W	BUCKEYE STATE YEARBOOK WKSHP	1,005.00	
621614	03/21/2018	W/R	BUEHLER'S MARKETS	379.57	03/26/2018
621615	03/21/2018	W/R	CAPP USA, INC.	2,053.18	03/27/2018
621616	03/21/2018	W/R	CARDINAL BUS SALES &	2,567.80	03/26/2018
621617	03/21/2018	W/R	CAROLINA BIOLOGICAL SUPPLY CO.	530.54	03/26/2018
621618	03/21/2018	W/R	CENTRAL INSTRUMENT CO.	4,098.00	03/26/2018
621619	03/21/2018	W/R	CHAD R CURIE	247.49	03/27/2018
621620	03/21/2018	W/W	CHARDON HIGH SCHOOL ATHLETIC	350.00	
621621	03/21/2018	W/W	CHUCK'S CUSTOM, LLC	87.34	
621622	03/21/2018	W/R	CINTAS CORPORATION	316.15	03/27/2018
621623	03/21/2018	W/R	CITY OF MEDINA	1,725.03	03/26/2018
621624	03/21/2018	W/W	CLEVELAND CLINIC ATWORK	468.00	
621625	03/21/2018	W/R	CLEVELAND PLUMBING	67.67	03/26/2018
621626	03/21/2018	W/R	OHIO CERAMIC SUPPLY, INC.	701.46	03/27/2018
621627	03/21/2018	W/R	COLUMBIA GAS OF OHIO, INC	356.76	03/28/2018
621628	03/21/2018	W/R	CRAIG KOMAR	19.34	03/22/2018
621629	03/21/2018	W/R	CRANDALL COMPANY, INC	519.12	03/30/2018
621630	03/21/2018	W/R	CROSS THREAD SOLUTIONS LLC	130.33	03/27/2018
621631	03/21/2018	W/R	DAVE ZEIH	100.00	03/28/2018
621632	03/21/2018	W/R	DEBBIE QUAIDER	27.34	03/23/2018
621633	03/21/2018	W/R	DEBBRA LANEVILLE	42.45	03/22/2018
621634	03/21/2018	W/R	DEMCO, INC.	193.64	03/27/2018
621635	03/21/2018	W/W	DEREK CROOKS	90.00	
621636	03/21/2018	W/R	DMO FOOD EQUIPMENT	401.42	03/27/2018
621637	03/21/2018	W/R	EASY GRAPHICS CORP	799.93	03/27/2018
621638	03/21/2018	W/R	EDUCATIONAL FUNDING GROUP, INC	1,797.06	03/28/2018
621639	03/21/2018	W/R	EDUCATIONAL SERVICE CENTER	38,250.00	03/26/2018
621640	03/21/2018	W/R	ELDORA LAVDAS	1,295.00	03/22/2018
621641	03/21/2018	W/R	ELECTRICAL APPLIANCE REPAIR	92.00	03/29/2018
621642	03/21/2018	W/R	ELIZABETH RISSMILLER	2,135.00	03/22/2018
621643	03/21/2018	W/R	ESC OF MEDINA COUNTY	76,050.56	03/26/2018
621644	03/21/2018	W/R	FASTENAL COMPANY	53.89	03/27/2018
621645	03/21/2018	W/W	FBN SYSTEMS, INC.	3,717.00	
621646	03/21/2018	W/W	FIRST RATE SERVICE LLC	251.16	
621647	03/21/2018	W/R	FLINN SCIENTIFIC, INC.	45.81	03/28/2018
621648	03/21/2018	W/R	FOLLETT SCHOOL SOLUTIONS INC	95.80	03/28/2018
621649	03/21/2018	W/R	FOLLETT SCHOOL SOLUTIONS INC	126.24	03/28/2018
621650	03/21/2018	W/R	FOWLER COMPANY	1,905.00	03/26/2018
621651	03/21/2018	W/R	FRONTIER	1,160.79	03/29/2018
621652	03/21/2018	W/R	GALLEY PRINTING, INC.	2,958.00	03/26/2018

Check#	Check Date	Org Sta	Vendor Paid	Check Amount	Status Date
621653	03/21/2018	W/R	NAPA AUTOMOTIVE PARTS & SERVIC	246.25	03/27/2018
621654	03/21/2018	W/R	GORDON FOOD SERVICE	706.28	03/28/2018
621655	03/21/2018	W/R	GORDON FOOD SERVICE	5.91	03/28/2018
621656	03/21/2018	W/R	GRAINGER SUPPLY CO	251.59	03/27/2018
621657	03/21/2018	W/W	GREATER MEDINA CHAMBER	36.00	
621658	03/21/2018	W/R	HEIDI OR CRAIG CURIE	6.00	03/27/2018
621659	03/21/2018	W/W	HOME DEPOT	58.90	
621660	03/21/2018	W/W	HOUSE OF FLOWERS & GIFTS LLC	125.00	
621661	03/21/2018	W/R	ICE CREAM SPECIALTIES INC	1,628.06	03/27/2018
621662	03/21/2018	W/R	INNOVATIVE SOLUTIONS	1,970.00	03/26/2018
621663	03/21/2018	W/R	JEANNE BLANKENSHIP	47.63	03/22/2018
621664	03/21/2018	W/R	JF GOOD COMPANY	660.00	03/26/2018
621665	03/21/2018	W/R	JOHNSTONE SUPPLY INC.	1,740.27	03/27/2018
621666	03/21/2018	W/R	JOSEPH GAUDIO	31.57	03/22/2018
621667	03/21/2018	W/R	JOSHEN PAPER & PACKAGING	956.81	03/26/2018
621668	03/21/2018	W/R	JULIA GOLL	345.39	03/22/2018
621669	03/21/2018	W/R	JULIE PHILLIPS	117.72	03/22/2018
621670	03/21/2018	W/R	JULIE WEYAND	104.68	03/22/2018
621671	03/21/2018	W/R	JULIE WILKES	146.45	03/22/2018
621672	03/21/2018	W/R	JW PEPPER & SON, INC.	257.22	03/26/2018
621673	03/21/2018	W/R	KARON LIPPINCOTT	124.10	03/22/2018
621674	03/21/2018	W/R	KIM HALLOCK	62.92	03/22/2018
621675	03/21/2018	W/R	KRISTIE BRYNIARSKI	50.00	03/22/2018
621676	03/21/2018	W/R	LEARNING WITHOUT TEARS	30.00	03/27/2018
621677	03/21/2018	W/R	LORI S KELLY	2,287.50	03/22/2018
621678	03/21/2018	W/R	MACIE PUBLISHING COMPANY	332.12	03/26/2018
621679	03/21/2018	W/R	MARCO'S PIZZA, INC	30.75	03/27/2018
621680	03/21/2018	W/W	MAYFIELD HIGH SCHOOL	200.00	
621681	03/21/2018	W/W	MCKENNA L BAUER	32.01	
621682	03/21/2018	W/R	MCS FOOD SERVICE DEPT.	710.83	03/23/2018
621683	03/21/2018	W/R	MEDINA AUTO MALL	288.00	03/28/2018
621684	03/21/2018	W/R	MEDINA CITY SCHOOLS	25,550.00	03/23/2018
621685	03/21/2018	W/R	MEDINA COUNTY BOARD OF	1,039.80	03/27/2018
621686	03/21/2018	W/W	MEDINA COUNTY PORT AUTHORITY	853.00	
621687	03/21/2018	W/V	MEDINA TRACTOR SALES	25.78	03/30/2018
621688	03/21/2018	W/W	MELISHA RODRIGUEZ	45.75	
621689	03/21/2018	W/R	MICHELLE LOBUGLIO	73.49	03/22/2018
621690	03/21/2018	W/R	MIDLAND HARDWARE COMPANY	79.07	03/27/2018
621691	03/21/2018	W/R	MINUTEMAN PRESS	56.00	03/29/2018
621692	03/21/2018	W/R	MNJ TECHNOLOGIES DIRECT INC	351.00	03/26/2018
621693	03/21/2018	W/R	MONTVILLE POLICE DEPARTMENT	696.00	03/28/2018
621694	03/21/2018	W/R	MT BUSINESS TECHNOLOGIES, INC.	987.24	03/26/2018
621695	03/21/2018	W/R	MUSIC IN MOTION	611.22	03/29/2018
621696	03/21/2018	W/R	MUSIC IS ELEMENTARY	956.76	03/26/2018
621697	03/21/2018	W/R	MUSICIAN'S FRIEND	112.00	03/28/2018
621698	03/21/2018	W/W	MYRA BOWYER	90.00	
621699	03/21/2018	W/R	THE M CONLEY COMPANY	57.70	03/29/2018
621700	03/21/2018	W/R	NICHOLAS BRANDON MACLARREN	270.00	03/27/2018
621701	03/21/2018	W/R	NICHOLAS CERIMELE	15.70	03/22/2018
621702	03/21/2018	W/R	NICKLES BAKERY	1,358.69	03/28/2018
621703	03/21/2018	W/R	OHIO DEPT OF JOB &	753.34	03/28/2018
621704	03/21/2018	W/R	OHIO EDISON COMPANY	61,967.18	03/26/2018

Check#	Check Date	Org Sta	Vendor Paid	Check Amount	Status Date
621705	03/21/2018	W/R	OHIO HIGH SCHOOL LACROSSE	25.00	03/29/2018
621706	03/21/2018	W/R	P & A ADMINISTRATIVE SERVICES	362.60	03/27/2018
621707	03/21/2018	W/R	DARICE INC/PAT CATAN'S	223.69	03/29/2018
621708	03/21/2018	W/R	PAUL KIDD	145.19	03/22/2018
621709	03/21/2018	W/R	PAUL WORSENCROFT	30.84	03/22/2018
621710	03/21/2018	W/R	CAFETERIA-PEPSI COLA ORDERS	885.72	03/30/2018
621711	03/21/2018	W/R	PIONEER VALLEY BOOKS	268.68	03/26/2018
621712	03/21/2018	W/R	POINT SPRING & DRIVESHAFT CO	578.04	03/27/2018
621713	03/21/2018	W/R	QUALITY CASTER SUPPLY	123.96	03/26/2018
621714	03/21/2018	W/W	QUILL CORPORATION	41.58	
621715	03/21/2018	W/R	REBECCA GIBSON	75.69	03/22/2018
621716	03/21/2018	W/R	REDTREE INVESTMENT GROUP	1,503.68	03/28/2018
621717	03/21/2018	W/R	REINHARDT SUPPLY COMPANY	1,589.50	03/29/2018
621718	03/21/2018	W/R	REMEDIA PUBLICATIONS INC	57.99	03/27/2018
621719	03/21/2018	W/R	ROJEN COMPANY	120.20	03/27/2018
621720	03/21/2018	W/R	SANSON COMPANY	3,551.25	03/27/2018
621721	03/21/2018	W/R	SC STRATEGIC SOLUTIONS LLC	2,492.55	03/27/2018
621722	03/21/2018	W/R	SCHOLASTIC BOOK CLUBS, INC	241.00	03/27/2018
621723	03/21/2018	W/R	SCHOLASTIC INC	564.03	03/26/2018
621724	03/21/2018	W/R	SCHOOL SPECIALTY, INC	669.87	03/28/2018
621725	03/21/2018	W/R	SHANNON DUNCAN	42.83	03/22/2018
621726	03/21/2018	W/R	SHARON OLTERS DORF	98.87	03/22/2018
621727	03/21/2018	W/R	SHASHA GIBBS	29.81	03/22/2018
621728	03/21/2018	W/R	SHERWIN WILLIAMS COMPANY	82.57	03/27/2018
621729	03/21/2018	W/R	SHERYL SCHRADER	60.67	03/22/2018
621730	03/21/2018	W/R	SMETZER'S TIRE CENTER, INC.	10,342.83	03/26/2018
621731	03/21/2018	W/R	SMITH PETERS KALAIL CO., LPA	1,845.00	03/26/2018
621732	03/21/2018	W/R	PHONAK LLC	2,418.99	03/28/2018
621733	03/21/2018	W/R	SPORTS EQUIPMENT SPECIALISTS	62.00	03/26/2018
621734	03/21/2018	W/R	STANTON'S SHEET MUSIC INC	483.76	03/27/2018
621735	03/21/2018	W/R	STAPLES BUSINESS ADVANTAGE	44.68	03/28/2018
621736	03/21/2018	W/R	STEVEN MISHLER	65.00	03/22/2018
621737	03/21/2018	W/R	SUBURBAN SCHOOL	13,601.00	03/28/2018
621738	03/21/2018	W/R	TALBERT'S COMMERCIAL PRODUCTS	605.59	03/26/2018
621739	03/21/2018	W/R	TEACHER'S DISCOVERY	858.00	03/27/2018
621740	03/21/2018	W/W	TOTAL EDUCATION SOLUTIONS INC	6,500.00	
621741	03/21/2018	W/R	TRACI SWANTEK	81.21	03/22/2018
621742	03/21/2018	W/R	AUDITOR OF STATE'S OFFICE	5,692.00	03/26/2018
621743	03/21/2018	W/W	UNIFIRST CORPORATION	624.38	
621744	03/21/2018	W/W	USA MOBILE DRUG TESTING	134.00	
621745	03/21/2018	W/R	W T COX SUBSCRIPTIONS INC	1,443.57	03/27/2018
621746	03/21/2018	W/R	W.B. MASON CO., INC.	450.17	03/27/2018
621747	03/21/2018	W/R	WARD'S SCIENCE	351.17	03/26/2018
621748	03/21/2018	W/R	WILLIAM D FALUSKI	100.00	03/27/2018
621749	03/21/2018	W/R	WINSUPPLY CLEVELAND OH CO	874.50	03/26/2018
621750	03/21/2018	W/R	WOLFF BROS. SUPPLY, INC.	981.14	03/27/2018
621751	03/21/2018	W/R	YOST EQUIPMENT SALES &	49.99	03/28/2018
621752	03/22/2018	B/R	TRACI GIORGIO	100.00	03/27/2018
621753	03/22/2018	B/B	SUSAN SMIGEL	9.00	
621754	03/29/2018	W/W	A&A FENCING	330.00	
621755	03/29/2018	W/W	ADVANCE AUTO PARTS	135.77	
621756	03/29/2018	W/W	AIRGAS USA, LLC	78.14	

Check#	Check Date	Org Sta	Vendor Paid	Check Amount	Status Date
621757	03/29/2018	W/W	AKRON BEARING COMPANY, INC.	1,037.51	
621758	03/29/2018	W/W	ALAN T ROLAND	150.00	
621759	03/29/2018	W/R	ALEXANDRA MUSSELMAN	44.18	03/30/2018
621760	03/29/2018	W/W	ALLIED ELECTRONICS, INC.	22.88	
621761	03/29/2018	W/W	AMANDA HILLS DISTRIBUTION, INC	681.45	
621762	03/29/2018	W/W	AMAZON.COM	6,695.48	
621763	03/29/2018	W/W	MEDINA LANES	1,397.25	
621764	03/29/2018	W/W	ANDERSON'S	2,838.93	
621765	03/29/2018	W/R	ANGELA MARSALA	140.16	03/30/2018
621766	03/29/2018	W/R	ANGELA NUCKOLS	570.00	03/30/2018
621767	03/29/2018	W/W	ANTHONY BELSITO	216.00	
621768	03/29/2018	W/R	ANTHONY RIDGLEY	19.96	03/30/2018
621769	03/29/2018	W/W	APOLLO PEST CONTROL COMPANY	628.00	
621770	03/29/2018	W/W	APPLE MOBILE LEASING, INC	10,000.00	
621771	03/29/2018	W/W	APPLIED MSS	1,005.02	
621772	03/29/2018	W/W	ARDENT PIANO	420.00	
621773	03/29/2018	W/W	ASSET TECHNOLOGIES LLC	522.12	
621774	03/29/2018	W/W	B & B TROPHIES & AWARDS	10.00	
621775	03/29/2018	W/W	BARNES & NOBLE BOOKSELLERS,	997.20	
621776	03/29/2018	W/W	BLICK ART MATERIALS LLC	2,251.51	
621777	03/29/2018	W/R	BOBBIE FOY	110.00	03/30/2018
621778	03/29/2018	W/W	BOOKSOURCE	999.98	
621779	03/29/2018	W/W	DAIRYMENS	10,179.34	
621780	03/29/2018	W/R	BRADFORD SCOTT QUADE	37.00	03/30/2018
621781	03/29/2018	W/R	BRIAN CONDIT	86.53	03/30/2018
621782	03/29/2018	W/W	BRICKER & ECKLER LLP	7,500.00	
621783	03/29/2018	W/R	BRITTANY LAUX	52.75	03/30/2018
621784	03/29/2018	W/W	BUEHLER'S MARKETS	559.11	
621785	03/29/2018	W/W	C MARTIN TRUCKING	1,262.02	
621786	03/29/2018	W/W	CARDINAL BUS SALES &	7,490.40	
621787	03/29/2018	W/W	CAROLINA BIOLOGICAL SUPPLY CO.	228.27	
621788	03/29/2018	W/R	CHARLOTTE KOLKE	105.13	03/30/2018
621789	03/29/2018	W/W	CHIPPEWA VALLEY HARDWOODS	770.00	
621790	03/29/2018	W/W	CHUCK'S CUSTOM, LLC	559.61	
621791	03/29/2018	W/R	CINDY BISHOP	68.89	03/30/2018
621792	03/29/2018	W/R	CINDY GRICE	1,420.64	03/30/2018
621793	03/29/2018	W/W	CINTAS CORPORATION	723.76	
621794	03/29/2018	W/W	CINTAS FIRST AID & SAFETY	183.94	
621795	03/29/2018	W/R	CLEVELAND PLUMBING	7.62	03/30/2018
621796	03/29/2018	W/W	COLUMBIA GAS OF OHIO, INC	8,753.23	
621797	03/29/2018	W/W	COLUMBUS PRO PERCUSSION	1,849.00	
621798	03/29/2018	W/W	COUSINS CONCERT ATTIRE	1,884.00	
621799	03/29/2018	W/W	CR & J SALES, INC	490.00	
621800	03/29/2018	W/R	CRAIG KOMAR	1,295.00	03/30/2018
621801	03/29/2018	W/W	CRANDALL COMPANY, INC	32.16	
621802	03/29/2018	W/W	CROWN TROPHY OF MEDINA	960.04	
621803	03/29/2018	W/R	DAVID M CHAMBERS	223.42	03/30/2018
621804	03/29/2018	W/W	DECKER EQUIPMENT	90.95	
621805	03/29/2018	W/R	DONNA JAVORSKY	19.00	03/30/2018
621806	03/29/2018	W/W	ELECTRICAL APPLIANCE REPAIR	110.40	
621807	03/29/2018	W/W	ESC OF MEDINA COUNTY	360.68	
621808	03/29/2018	W/W	EVERSHARP POWER EQUIPMENT, INC	46.80	

Check#	Check Date	Org Sta	Vendor Paid	Check Amount	Status Date
621809	03/29/2018	W/W	FARMERS EXCHANGE CO INC	880.53	
621810	03/29/2018	W/W	FASTENAL COMPANY	49.32	
621811	03/29/2018	W/W	FOLLETT SCHOOL SOLUTIONS INC	2,773.08	
621812	03/29/2018	W/W	FRONTIER	5,562.83	
621813	03/29/2018	W/W	FRONTLINE TECHNOLOGIES	12,075.14	
621814	03/29/2018	W/W	NAPA AUTOMOTIVE PARTS & SERVIC	684.44	
621815	03/29/2018	W/W	GIONINO'S PIZZERIA	92.90	
621816	03/29/2018	W/W	GORDON FOOD SERVICE	737.34	
621817	03/29/2018	W/W	GORDON FOOD SERVICE	115.89	
621818	03/29/2018	W/W	GRAINGER SUPPLY CO	297.36	
621819	03/29/2018	W/W	GREAT LAKES BIOMEDICAL LTD	323.00	
621820	03/29/2018	W/R	GREGORY MILLER	29.22	03/30/2018
621821	03/29/2018	W/W	HARCOURT OUTLINES, INC.	652.46	
621822	03/29/2018	W/R	HARPLEY CS LLC	1,300.00	03/30/2018
621823	03/29/2018	W/W	HD SUPPLY FACILITIES	304.52	
621824	03/29/2018	W/W	ICANDI GRAPHICS	681.00	
621825	03/29/2018	W/W	ICE CREAM SPECIALTIES INC	2,260.95	
621826	03/29/2018	W/R	ACA TRACK	255.00	03/30/2018
621827	03/29/2018	W/R	JACALYN PALINCHIK	19.00	03/30/2018
621828	03/29/2018	W/R	JANE WATT	5.00	03/30/2018
621829	03/29/2018	W/R	JANEEN LISTON	85.51	03/30/2018
621830	03/29/2018	W/R	JENNIFER JANIK	25.56	03/30/2018
621831	03/29/2018	W/R	JENNIFER ULMER	91.05	03/30/2018
621832	03/29/2018	W/R	JESSICA L TOOCHECK	50.65	03/30/2018
621833	03/29/2018	W/W	JOHN S GRIMM, INC.	67.65	
621834	03/29/2018	W/R	JOHN WESTFALL JR	13.46	03/30/2018
621835	03/29/2018	W/W	JOHNSTONE SUPPLY INC.	1,789.85	
621836	03/29/2018	W/R	JOSEPH STEFANKO	226.27	03/30/2018
621837	03/29/2018	W/W	JOSHEN PAPER & PACKAGING	2,179.57	
621838	03/29/2018	W/W	JOSTEN'S INC	1,934.17	
621839	03/29/2018	W/R	JUDITH NIGHTINGALE	21.96	03/30/2018
621840	03/29/2018	W/R	JULIA COPLEY	60.00	03/30/2018
621841	03/29/2018	W/R	JULIE WILKES	26.86	03/30/2018
621842	03/29/2018	W/W	JULIE WILLIAMS	2,062.50	
621843	03/29/2018	W/W	JW PEPPER & SON, INC.	1,570.69	
621844	03/29/2018	W/R	KAREN MCGINTY	38.39	03/30/2018
621845	03/29/2018	W/W	KEMP ENTERPRISES INC	92.50	
621846	03/29/2018	W/R	KEVIN DAUGHERTY	32.73	03/30/2018
621847	03/29/2018	W/W	KEYSTONE HIGH SCHOOL	250.00	
621848	03/29/2018	W/W	LACROSSEBALLSTORE.COM	504.95	
621849	03/29/2018	W/R	LANGUAGE LEARNING ASSOCIATES	18,060.00	03/30/2018
621850	03/29/2018	W/R	LAURA CALAIACOVO	57.43	03/30/2018
621851	03/29/2018	W/R	LISA DUBE	13.38	03/30/2018
621852	03/29/2018	W/R	LISA KAISER	208.85	03/30/2018
621853	03/29/2018	W/W	LODI LUMBER CO	149.08	
621854	03/29/2018	W/R	LYNSEY EICK	159.99	03/30/2018
621855	03/29/2018	W/W	MACIE PUBLISHING COMPANY	15.75	
621856	03/29/2018	W/W	MACKIN EDUCATIONAL RESOURCES	466.84	
621857	03/29/2018	W/W	MAGICAL THEATRE COMPANY	1,700.00	
621858	03/29/2018	W/W	MCJAK CANDY CO LLC	197.40	
621859	03/29/2018	W/W	MCMASTER-CARR	149.63	
621860	03/29/2018	W/R	MCS FOOD SERVICE DEPT.	338.76	03/30/2018

Check#	Check Date	Org Sta	Vendor Paid	Check Amount	Status Date
621861	03/29/2018	W/W	MEDINA GYMNASTICS ACADEMY, INC	2,640.00	
621862	03/29/2018	W/W	MEDINA SENIOR HIGH SCHOOL	1,550.54	
621863	03/29/2018	W/W	MEDINA TRACTOR SALES	168.20	
621864	03/29/2018	W/R	MEGAN MONTGOMERY	50.00	03/30/2018
621865	03/29/2018	W/W	META SOLUTIONS	14,180.36	
621866	03/29/2018	W/R	MICHAEL HARTSHORN	20.39	03/30/2018
621867	03/29/2018	W/R	MICHELLE KOERPER	23.05	03/30/2018
621868	03/29/2018	W/W	MIDLAND HARDWARE COMPANY	149.18	
621869	03/29/2018	W/R	MINE PAZITKA	106.00	03/30/2018
621870	03/29/2018	W/W	MNJ TECHNOLOGIES DIRECT INC	1,549.20	
621871	03/29/2018	W/W	MUSIC IN MOTION	109.62	
621872	03/29/2018	W/W	MUSIC IS ELEMENTARY	21.50	
621873	03/29/2018	W/W	MUSICIAN'S FRIEND	492.75	
621874	03/29/2018	W/W	NAEIR	150.00	
621875	03/29/2018	W/W	EDUEVERYTHING INC	110.00	
621876	03/29/2018	W/W	PEARSON	176.00	
621877	03/29/2018	W/W	NEOIAAA	190.00	
621878	03/29/2018	W/W	THE M CONLEY COMPANY	301.29	
621879	03/29/2018	W/W	NICHOLAS BRANDON MACLARREN	90.00	
621880	03/29/2018	W/R	NICHOLAS CERIMELE	14.72	03/30/2018
621881	03/29/2018	W/R	NICHOLAS S RASO	81.76	03/30/2018
621882	03/29/2018	W/W	NICKLES BAKERY	1,814.82	
621883	03/29/2018	W/W	NORTH GATEWAY TIRE CO INC	17.30	
621884	03/29/2018	W/W	OHIO EDISON COMPANY	624.07	
621885	03/29/2018	W/W	OHIO HIGH SCHOOL GOLF COACHES	50.00	
621886	03/29/2018	W/W	OSPA-OHIO SCHOOL PSYCHOLOGISTS	525.00	
621887	03/29/2018	W/W	DARICE INC/PAT CATAN'S	428.71	
621888	03/29/2018	W/W	PAUL PALLINI	70.00	
621889	03/29/2018	W/W	PEARSON ASSESSMENTS	371.04	
621890	03/29/2018	W/W	CAFETERIA-PEPSI COLA ORDERS	1,910.13	
621891	03/29/2018	W/W	PIONEER ATHLETICS	420.00	
621892	03/29/2018	W/W	PIONEER VALLEY BOOKS	227.33	
621893	03/29/2018	W/W	PITNEY BOWES GLOBAL FINANCIAL	1,046.16	
621894	03/29/2018	W/W	POINT SPRING & DRIVESHAFT CO	1,169.70	
621895	03/29/2018	W/W	PRAXAIR	25.33	
621896	03/29/2018	W/W	PRECISION PUMP INC	73.96	
621897	03/29/2018	W/W	PROM NITE	89.94	
621898	03/29/2018	W/W	PSI AFFILIATES, INC.	14,143.05	
621899	03/29/2018	W/W	RAFCOMM, INC.	156.56	
621900	03/29/2018	W/W	RALPH DAVID JOHNSON	374.15	
621901	03/29/2018	W/W	RAPID RIBBONS	188.68	
621902	03/29/2018	W/W	REDTREE INVESTMENT GROUP	1,503.80	
621903	03/29/2018	W/W	REINHARDT SUPPLY COMPANY	4,497.66	
621904	03/29/2018	W/W	RICHARD'S WHOLESALE FENCE CO	1,622.57	
621905	03/29/2018	W/W	RICHEY ATHLETICS	6,000.00	
621906	03/29/2018	W/W	RJ VERNAK REFRIGERATION	255.00	
621907	03/29/2018	W/R	ROBERT TRAVIS	100.17	03/30/2018
621908	03/29/2018	W/W	ROJEN COMPANY	95.00	
621909	03/29/2018	W/W	ROWLEYS WHOLESALE	262.50	
621910	03/29/2018	W/W	S & S WORLDWIDE INC	194.31	
621911	03/29/2018	W/W	SANSON COMPANY	4,247.50	
621912	03/29/2018	W/W	SCHOLASTIC BOOK CLUBS, INC	939.00	

Check#	Check Date	Org Sta	Vendor Paid	Check Amount	Status Date
621913	03/29/2018	W/W	SCHOLASTIC INC.	647.46	
621914	03/29/2018	W/W	SCHOOL NUTRITION ASSOCIATION	70.00	
621915	03/29/2018	W/W	SCHOOL SPECIALTY, INC	642.82	
621916	03/29/2018	W/W	SCOTT SCRIVEN LLP	15,816.78	
621917	03/29/2018	W/W	SCRUBBER CITY INC	910.52	
621918	03/29/2018	W/W	SHALE CREEK GOLF CLUB	3,708.00	
621919	03/29/2018	W/R	SHANNON DUNCAN	41.63	03/30/2018
621920	03/29/2018	W/R	SHANNON FEDERINKO	1,295.00	03/30/2018
621921	03/29/2018	W/R	SHARON OLTERS DORF	197.74	03/30/2018
621922	03/29/2018	W/W	SHEARER EQUIPMENT	29.47	
621923	03/29/2018	W/W	SHERWIN WILLIAMS COMPANY	111.84	
621924	03/29/2018	W/R	SHERYL SCHRADER	101.75	03/30/2018
621925	03/29/2018	W/W	SHINDIGZ	33.98	
621926	03/29/2018	W/W	SMETZER'S TIRE CENTER, INC.	321.25	
621927	03/29/2018	W/W	SPORTS EQUIPMENT SPECIALISTS	112.00	
621928	03/29/2018	W/W	SPORTSWORLD	702.00	
621929	03/29/2018	W/W	SERVICE STATION EQUIP. CO., INC	3,276.00	
621930	03/29/2018	W/W	STANDARD WELDING & STEEL	61.28	
621931	03/29/2018	W/W	STANTON'S SHEET MUSIC INC	1,184.31	
621932	03/29/2018	W/W	STAPLES BUSINESS ADVANTAGE	558.02	
621933	03/29/2018	W/R	STEPHANIE JESSUP	62.55	03/30/2018
621934	03/29/2018	W/W	STERLING MEDLEY	34.57	
621935	03/29/2018	W/W	STUMPS	77.68	
621936	03/29/2018	W/W	SUPERIOR PRINTING INC DBA	180.35	
621937	03/29/2018	W/W	TALBERT'S COMMERCIAL PRODUCTS	222.14	
621938	03/29/2018	W/R	TARA KILBURG	52.62	03/30/2018
621939	03/29/2018	W/R	TERESA LAWLER	44.81	03/30/2018
621940	03/29/2018	W/R	THERESA PAPPANO	12.22	03/30/2018
621941	03/29/2018	W/W	THOMAS G MCKENNA	350.00	
621942	03/29/2018	W/W	THYSSENKRUPP ELEVATOR CORP	11,330.57	
621943	03/29/2018	W/W	TODD SHAPIRO	140.00	
621944	03/29/2018	W/W	TRANSPORTATION ACCESSORIES	426.60	
621945	03/29/2018	W/W	OHIO DEPARTMENT OF COMMERCE	1,757.25	
621946	03/29/2018	W/W	TREE MAINTENANCE SERVICE INC	575.00	
621947	03/29/2018	W/W	ULINE INC	246.20	
621948	03/29/2018	W/W	UNITY SCHOOL BUS PARTS	1,058.50	
621949	03/29/2018	W/W	VERIZON BUSINESS	883.77	
621950	03/29/2018	W/R	VICTOR KAPLACK	122.08	03/30/2018
621951	03/29/2018	W/W	W W WILLIAMS COMPANY LLC	120.75	
621952	03/29/2018	W/W	W.B. MASON CO., INC.	11,759.11	
621953	03/29/2018	W/W	WEST MUSIC COMPANY INC	577.47	
621954	03/29/2018	W/W	WOLFF BROS. SUPPLY, INC.	512.42	
621955	03/29/2018	W/W	YOST EQUIPMENT SALES &	23.62	
621956	03/29/2018	W/W	ZEP SALES & SERVICE	105.74	
942376	03/02/2018	C/C	MEMO -MEDINA CITY SCHOOLS	1,843,564.22	
942377	03/16/2018	C/C	MEMO -MEDINA CITY SCHOOLS	1,839,474.27	
942378	03/30/2018	C/C	MEMO -MEDINA CITY SCHOOLS	1,916,866.05	

Total Checks Issued \$ 9,209,094.36

Date: 04/03/18
 Time: 8:57 am

MEDINA CITY SCHOOL DISTRICT
 Appropriation Account Summary
 SORTED BY FUND-SCC

Page: 1
 (APPSUM)

FYTD Appropriated	Prior FY Carryover Encumbrances	FYTD Expendable	FYTD Actual Expenditures	MTD Actual Expenditures	Current Encumbrances	FYTD Unencumbered Balance	FYTD Percent Exp/Enc
*****TOTAL FOR FUND-SCC 001 0000 (GENERAL FUND):							
71,231,065.80	967,514.77	72,198,580.57	51,990,591.10	4,904,488.52	2,128,487.73	18,079,501.74	74.96
*****TOTAL FOR FUND-SCC 002 0000 (BOND RETIREMENT):							
1,414,750.00	0.00	1,414,750.00	1,367,951.22	0.00	33,750.00	13,048.78	99.08
*****TOTAL FOR FUND-SCC 002 9000 (BOND RETIREMENT - NEW ELEM/SR HIGH):							
4,293,911.50	0.00	4,293,911.50	3,499,384.86	0.00	749,393.25	45,133.39	98.95
*****TOTAL FOR FUND-SCC 002 9012 (LOCAL SALES TAX RETIREMENT OF COPS):							
1,743,512.50	0.00	1,743,512.50	1,261,668.75	0.00	476,843.75	5,000.00	99.71
*****TOTAL FOR FUND-SCC 002 9014 (CONSOLIDATION - ENERGY & TRANSP NOTES):							
337,987.50	0.00	337,987.50	315,987.53	0.00	22,000.00	0.03-	100.00
*****TOTAL FOR FUND-SCC 003 9001 (MEDINA CITY REC CENTER-PERMANENT IMPROV.):							
166,546.25	8,435.50	174,981.75	89,438.85	15,400.47-	0.00	85,542.90	51.11
*****TOTAL FOR FUND-SCC 006 0000 (LUNCHROOM FUND):							
2,504,864.09	3,240.91	2,508,105.00	1,644,936.19	220,950.97	94,568.04	768,600.77	69.36
*****TOTAL FOR FUND-SCC 007 9004 (COLLINS SCHOLARSHIP/POST-GRADUATE):							
16,000.00	0.00	16,000.00	0.00	0.00	16,000.00	0.00	100.00
*****TOTAL FOR FUND-SCC 007 9111 (CHARLES STANGEL SCHOLARSHIP FUND):							
500.00	0.00	500.00	0.00	0.00	0.00	500.00	0.00
*****TOTAL FOR FUND-SCC 007 9333 (RIOS STUDENT LEADER SCHOLAR.):							
5,000.00	0.00	5,000.00	0.00	0.00	5,000.00	0.00	100.00

Date: 04/03/18
 Time: 8:57 am

MEDINA CITY SCHOOL DISTRICT
 Appropriation Account Summary
 SORTED BY FUND-SCC

Page: 2
 (APPSUM)

FYTD Appropriated	Prior FY Carryover Encumbrances	FYTD Expendable	FYTD Actual Expenditures	MTD Actual Expenditures	Current Encumbrances	FYTD Unencumbered Balance	FYTD Percent Exp/Enc
*****TOTAL FOR FUND-SCC 008 9002 (KANEHL MUSIC TRUST):							
250.00	0.00	250.00	0.00	0.00	250.00	0.00	100.00
=====							
*****TOTAL FOR FUND-SCC 008 9003 (RICHARD HOFFMAN COLLINS MEMORIAL SCHOLARSHIP):							
25,000.00	0.00	25,000.00	0.00	0.00	25,000.00	0.00	100.00
=====							
*****TOTAL FOR FUND-SCC 008 9112 (ELAINE BUSHMAN FUND):							
300.00	0.00	300.00	0.00	0.00	300.00	0.00	100.00
=====							
*****TOTAL FOR FUND-SCC 009 9000 (STAR):							
29,986.75	0.00	29,986.75	0.00	0.00	0.00	29,986.75	0.00
=====							
*****TOTAL FOR FUND-SCC 009 9110 (UNIFORM SUPPLIES GARFIELD):							
9,678.00	0.00	9,678.00	6,240.54	100.57	2,220.05	1,217.41	87.42
=====							
*****TOTAL FOR FUND-SCC 009 9120 (UNIFORM SUPPLIES - CANAVAN):							
12,059.48	174.52	12,234.00	11,817.46	73.51	874.00	457.46-	103.74
=====							
*****TOTAL FOR FUND-SCC 009 9130 (UNIFORM SUPPLIES - FENN):							
15,548.11	0.00	15,548.11	14,397.85	1,218.62	1,069.09	81.17	99.48
=====							
*****TOTAL FOR FUND-SCC 009 9140 (UNIFORM SUPPLIES - HERITAGE):							
11,584.50	0.00	11,584.50	10,548.91	0.00	854.14	181.45	98.43
=====							
*****TOTAL FOR FUND-SCC 009 9160 (UNIFORM SUPPLIES - BLAKE):							
14,781.00	0.00	14,781.00	12,888.02	228.13	1,891.43	1.55	99.99
=====							
*****TOTAL FOR FUND-SCC 009 9170 (UNIFORM SUPPLIES - RALPH WAITE ELEMENTARY):							
16,421.11	468.23	16,889.34	15,222.81	784.79	1,666.07	0.46	100.00
=====							

Date: 04/03/18
 Time: 8:57 am

MEDINA CITY SCHOOL DISTRICT
 Appropriation Account Summary
 SORTED BY FUND-SCC

Page: 3
 (APPSUM)

FYTD Appropriated	Prior FY Carryover Encumbrances	FYTD Expendable	FYTD Actual Expenditures	MTD Actual Expenditures	Current Encumbrances	FYTD Unencumbered Balance	FYTD Percent Exp/Enc
*****TOTAL FOR FUND-SCC 009 9180 (UNIFORM SUPPLIES - ELIZA NORTHROP ELEMENTARY):							
14,907.00	0.00	14,907.00	13,779.92	0.00	0.00	1,127.08	92.44
=====							
*****TOTAL FOR FUND-SCC 009 9200 (UNIFORM SUPPLIES - CLAGGETT MIDDLE SCHOOL):							
51,557.00	0.00	51,557.00	27,547.07	1,973.64	5,950.65	18,059.28	64.97
=====							
*****TOTAL FOR FUND-SCC 009 9210 (UNIFORM SUPPLIES - A.I. ROOT MIDDLE SCHOOL):							
35,412.53	588.47	36,001.00	24,714.64	615.13	4,857.99	6,428.37	82.14
=====							
*****TOTAL FOR FUND-SCC 009 9300 (UNIFORM SUPPLIES - SENIOR HIGH SCHOOL):							
217,145.53	3,169.47	220,315.00	76,647.61	13,483.93	106,529.59	37,137.80	83.14
=====							
*****TOTAL FOR FUND-SCC 014 9016 (MEDINA CNTY JUV DET CNTR):							
288,625.00	0.00	288,625.00	201,516.71	19,313.91	0.00	87,108.29	69.82
=====							
*****TOTAL FOR FUND-SCC 014 9116 (EVOLVE FY 16):							
649,955.84	10,774.19	660,730.03	487,654.20	77,059.68	11,018.09	162,057.74	75.47
=====							
*****TOTAL FOR FUND-SCC 016 0000 (EMERGENCY LEVY):							
5,561,575.00	0.00	5,561,575.00	2,409,773.30	225,841.86	25,474.56	3,126,327.14	43.79
=====							
*****TOTAL FOR FUND-SCC 018 9110 (PRINCIPAL'S FUND - GARFIELD):							
10,674.04	75.96	10,750.00	4,151.91	212.35	2,135.29	4,462.80	58.49
=====							
*****TOTAL FOR FUND-SCC 018 9111 (GARFIELD SCHOOL STORE):							
450.00	0.00	450.00	50.00	0.00	150.00	250.00	44.44
=====							
*****TOTAL FOR FUND-SCC 018 9113 (GARFIELD MEDIA CENTER):							
5,700.00	0.00	5,700.00	914.97	914.97	0.00	4,785.03	16.05
=====							

Date: 04/03/18
 Time: 8:57 am

MEDINA CITY SCHOOL DISTRICT
 Appropriation Account Summary
 SORTED BY FUND-SCC

Page: 4
 (APPSUM)

FYTD Appropriated	Prior FY Carryover Encumbrances	FYTD Expendable	FYTD Actual Expenditures	MTD Actual Expenditures	Current Encumbrances	FYTD Unencumbered Balance	FYTD Percent Exp/Enc
*****TOTAL FOR FUND-SCC 018 9120 (PRINCIPAL - CANAVAN):							
9,270.00	3,765.23	13,035.23	6,734.94	1,002.99	4,526.02	1,774.27	86.39
=====							
*****TOTAL FOR FUND-SCC 018 9123 (BOOK FAIR - CANAVAN):							
11,000.00	144.54	11,144.54	7,772.51	1,207.16	270.75	3,101.28	72.17
=====							
*****TOTAL FOR FUND-SCC 018 9130 (PRINCIPAL - FENN):							
30,650.00	0.00	30,650.00	9,528.31	3,061.73	9,586.06	11,535.63	62.36
=====							
*****TOTAL FOR FUND-SCC 018 9132 (FENN SCHOOL STORE):							
750.00	0.00	750.00	55.00	5.00	300.00	395.00	47.33
=====							
*****TOTAL FOR FUND-SCC 018 9135 (MEDINA SKI TEAM - DISTRICTWIDE):							
6,000.00	0.00	6,000.00	5,634.15	3,386.26	0.00	365.85	93.90
=====							
*****TOTAL FOR FUND-SCC 018 9140 (PRINCIPAL'S FUND - HERITAGE):							
23,700.00	0.00	23,700.00	7,585.24	599.20	1,214.37	14,900.39	37.13
=====							
*****TOTAL FOR FUND-SCC 018 9143 (HERITAGE MEDIA CENTER):							
14,000.00	0.00	14,000.00	13,824.93	270.83	0.00	175.07	98.75
=====							
*****TOTAL FOR FUND-SCC 018 9160 (PRINCIPAL'S FUND - H G BLAKE):							
21,400.00	137.25	21,537.25	6,462.32	1,084.83	2,173.43	12,901.50	40.10
=====							
*****TOTAL FOR FUND-SCC 018 9161 (LEADER IN ME - BLAKE):							
7,300.00	0.00	7,300.00	0.00	0.00	0.00	7,300.00	0.00
=====							
*****TOTAL FOR FUND-SCC 018 9162 (BLAKE RUNNING CLUB):							
200.00	0.00	200.00	0.00	0.00	0.00	200.00	0.00
=====							

Date: 04/03/18
 Time: 8:57 am

MEDINA CITY SCHOOL DISTRICT
 Appropriation Account Summary
 SORTED BY FUND-SCC

Page: 5
 (APPSUM)

FYTD Appropriated	Prior FY Carryover Encumbrances	FYTD Expendable	FYTD Actual Expenditures	MTD Actual Expenditures	Current Encumbrances	FYTD Unencumbered Balance	FYTD Percent Exp/Enc
*****TOTAL FOR FUND-SCC 018 9163 (BLAKE MEDIA CENTER):							
7,500.00	0.00	7,500.00	5,821.65	0.00	1,678.00	0.35	100.00
=====							
*****TOTAL FOR FUND-SCC 018 9170 (PRINCIPALS FUND - RALPH WAITE ELEMENTARY):							
16,800.00	2,437.37	19,237.37	6,013.67	1,569.31	5,864.00	7,359.70	61.74
=====							
*****TOTAL FOR FUND-SCC 018 9173 (MEDIA CENTER RALPH WAITE ELEMENTARY):							
11,000.00	0.00	11,000.00	7,737.87	0.00	885.00	2,377.13	78.39
=====							
*****TOTAL FOR FUND-SCC 018 9180 (PRINCIPALS FUND ELIZA NORTHROP ELEMENTARY):							
19,834.77	265.23	20,100.00	4,885.04	2,000.33	3,160.57	12,054.39	40.03
=====							
*****TOTAL FOR FUND-SCC 018 9181 (NORTHROP ELEMENTARY SCHOOL STORE):							
1,000.00	0.00	1,000.00	125.00	0.00	0.00	875.00	12.50
=====							
*****TOTAL FOR FUND-SCC 018 9183 (MEDIA CENTER ELIZA NORTHROP ELEMENTARY):							
8,300.00	0.00	8,300.00	4,920.27	0.00	0.00	3,379.73	59.28
=====							
*****TOTAL FOR FUND-SCC 018 9200 (PRINCIPAL'S FUND - CLAGGETT M.S.):							
27,590.44	109.56	27,700.00	14,031.48	2,385.91	5,440.05	8,228.47	70.29
=====							
*****TOTAL FOR FUND-SCC 018 9203 (CLAGGETT M.S. MEDIA CENTER):							
4,972.81	227.19	5,200.00	3,183.50	0.00	0.00	2,016.50	61.22
=====							
*****TOTAL FOR FUND-SCC 018 9210 (PRINCIPAL'S FUND - ROOT M.S.):							
36,885.86	6,268.91	43,154.77	9,583.88	1,690.28	16,734.52	16,836.37	60.99
=====							
*****TOTAL FOR FUND-SCC 018 9211 (ROOT M.S. MEDIA CENTER):							
7,234.81	215.19	7,450.00	3,266.61	0.00	0.00	4,183.39	43.85
=====							

Date: 04/03/18
 Time: 8:57 am

MEDINA CITY SCHOOL DISTRICT
 Appropriation Account Summary
 SORTED BY FUND-SCC

FYTD Appropriated	Prior FY Carryover Encumbrances	FYTD Expendable	FYTD Actual Expenditures	MTD Actual Expenditures	Current Encumbrances	FYTD Unencumbered Balance	FYTD Percent Exp/Enc
*****TOTAL FOR FUND-SCC 018 9213 (SPECIAL FUNDRAISER - ROOT M.S.):							
12,631.94	0.00	12,631.94	12,631.94	0.00	0.00	0.00	100.00
*****TOTAL FOR FUND-SCC 018 9300 (PRINCIPAL'S FUND - SENIOR HIGH):							
63,133.08	11,126.78	74,259.86	24,241.75	300.70	19,957.31	30,060.80	59.52
*****TOTAL FOR FUND-SCC 018 9301 (MEDIA CENTER FUND):							
1,407.00	0.00	1,407.00	221.85	171.85	0.00	1,185.15	15.77
*****TOTAL FOR FUND-SCC 018 9303 (PERFORMING ARTS):							
81,650.00	19,484.38	101,134.38	24,270.60	599.69	42,702.69	34,161.09	66.22
*****TOTAL FOR FUND-SCC 018 9304 (BUZZ):							
13,850.00	0.00	13,850.00	5,856.30	1,015.70	7,993.70	0.00	100.00
*****TOTAL FOR FUND-SCC 018 9901 (PUBLIC SCHOOL SUPPORT - INSTRUCTION DEPT.):							
0.00	2,600.00	2,600.00	166.95	113.00	1,640.00	793.05	69.50
*****TOTAL FOR FUND-SCC 018 9905 (PUBLIC SCHOOL SUPPORT/STUDENT SERVICES):							
0.00	0.00	0.00	5,320.86	0.00	0.00	5,320.86	0.00
*****TOTAL FOR FUND-SCC 018 9906 (COMMUNICATIONS - PUBLIC SCHOOL SUPPORT):							
6,634.00	0.00	6,634.00	4,723.71	122.40	498.00	1,412.29	78.71
*****TOTAL FOR FUND-SCC 018 9920 (TRSP FUND):							
500.00	0.00	500.00	184.93	0.00	300.00	15.07	96.99
*****TOTAL FOR FUND-SCC 019 9000 (ADAMH GRANT):							
6,000.00	642.00	6,642.00	4,275.00	551.00	613.00	1,754.00	73.59

Date: 04/03/18
 Time: 8:57 am

MEDINA CITY SCHOOL DISTRICT
 Appropriation Account Summary
 SORTED BY FUND-SCC

Page: 7
 (APPSUM)

FYTD Appropriated	Prior FY Carryover Encumbrances	FYTD Expendable	FYTD Actual Expenditures	MTD Actual Expenditures	Current Encumbrances	FYTD Unencumbered Balance	FYTD Percent Exp/Enc
*****TOTAL FOR FUND-SCC 019 9008 (MCDAC GRANT FY18):							
82,368.00	0.00	82,368.00	98,546.73	11,521.80	0.00	16,178.73	119.64
=====							
*****TOTAL FOR FUND-SCC 019 9300 (MARTHA HOLDEN JENNINGS - MHS - ZAVESKY):							
3,000.00	0.00	3,000.00	3,000.00	3,000.00	0.00	0.00	100.00
=====							
*****TOTAL FOR FUND-SCC 019 9613 (FUEL UP - CONDOSTA - ROOT - FY13):							
492.05	0.00	492.05	0.00	0.00	0.00	492.05	0.00
=====							
*****TOTAL FOR FUND-SCC 020 9001 (TRANSPORTATION ENTERPRISE):							
32,874.62	2,125.38	35,000.00	4,804.25	288.00	6,577.34	23,618.41	32.52
=====							
*****TOTAL FOR FUND-SCC 022 9000 (Unclaimed funds):							
0.00	7,740.96	7,740.96	331.25	331.25	4,668.75	2,740.96	64.59
=====							
*****TOTAL FOR FUND-SCC 022 9300 (OH HIGH SCHOOL ATH ASSOC FUND):							
60,000.00	0.00	60,000.00	21,747.38	0.00	455.00	37,797.62	37.00
=====							
*****TOTAL FOR FUND-SCC 024 9001 (MEDICAL AND DRUG/SELF INSURANCE FUNDS):							
8,229,857.01	38,142.99	8,268,000.00	5,792,355.21	543,417.46	3,736,053.30	1,260,408.51	115.24
=====							
*****TOTAL FOR FUND-SCC 024 9002 (DENTAL SELF INSURANCE FUNDS):							
675,000.00	0.00	675,000.00	500,768.40	55,947.59	0.00	174,231.60	74.19
=====							
*****TOTAL FOR FUND-SCC 024 9094 (FLEX PRO):							
149,251.50	748.50	150,000.00	124,721.64	362.60	98,805.58	73,527.22	149.02
=====							
*****TOTAL FOR FUND-SCC 027 0000 (WORKMANS COMP.-SELF INS):							
190,000.00	1,000.00	191,000.00	151,856.54	8,766.16	0.00	39,143.46	79.51
=====							

Date: 04/03/18
 Time: 8:57 am

MEDINA CITY SCHOOL DISTRICT
 Appropriation Account Summary
 SORTED BY FUND-SCC

Page: 8
 (APPSUM)

FYTD Appropriated	Prior FY Carryover Encumbrances	FYTD Expendable	FYTD Actual Expenditures	MTD Actual Expenditures	Current Encumbrances	FYTD Unencumbered Balance	FYTD Percent Exp/Enc
*****TOTAL FOR FUND-SCC 071 9013 (LOCAL SALES TAX PERMANENT IMPROVEMENTS):							
3,669,849.48	573,663.02	4,243,512.50	2,442,998.89	6,519.82	809,084.00	991,429.61	76.64
=====							
*****TOTAL FOR FUND-SCC 200 9110 (GARFIELD STUDENT COUNCIL/K-KIDS CLUB):							
1,200.00	0.00	1,200.00	548.82	0.00	350.00	301.18	74.90
=====							
*****TOTAL FOR FUND-SCC 200 9111 (GARFIELD CHESS CLUB):							
200.00	0.00	200.00	0.00	0.00	0.00	200.00	0.00
=====							
*****TOTAL FOR FUND-SCC 200 9121 (ELLA CANAVAN STUDENT COUNCIL):							
240.00	245.28	485.28	411.97	0.00	0.00	73.31	84.89
=====							
*****TOTAL FOR FUND-SCC 200 9185 (K-KIDS KIWANIS ACTIVITY CLUB-NORTHROP):							
2,300.00	119.92	2,419.92	848.31	275.39	315.89	1,255.72	48.11
=====							
*****TOTAL FOR FUND-SCC 200 9202 (CLAGGETT MIDDLE SCH. STUDENT COUNCIL):							
5,600.00	0.00	5,600.00	3,996.16	140.16	1,056.00	547.84	90.22
=====							
*****TOTAL FOR FUND-SCC 200 9205 (CLAGGETT MIDDLE SCH. BUILDERS CLUB):							
250.00	0.00	250.00	0.00	0.00	0.00	250.00	0.00
=====							
*****TOTAL FOR FUND-SCC 200 9209 (CLAGGETT MIDDLE SCHOOL DRAMA CLUB):							
4,000.00	0.00	4,000.00	4,076.34	979.98	0.00	76.34	101.91
=====							
*****TOTAL FOR FUND-SCC 200 9253 (BUILDERS' CLUB - ROOT M.S.):							
500.00	0.00	500.00	0.00	0.00	500.00	0.00	100.00
=====							
*****TOTAL FOR FUND-SCC 200 9254 (HONORS ACADEMY - ROOT):							
1,500.00	0.00	1,500.00	385.00	0.00	0.00	1,115.00	25.67
=====							

Date: 04/03/18
 Time: 8:57 am

MEDINA CITY SCHOOL DISTRICT
 Appropriation Account Summary
 SORTED BY FUND-SCC

Page: 9
 (APPSUM)

FYTD Appropriated	Prior FY Carryover Encumbrances	FYTD Expendable	FYTD Actual Expenditures	MTD Actual Expenditures	Current Encumbrances	FYTD Unencumbered Balance	FYTD Percent Exp/Enc
*****TOTAL FOR FUND-SCC 200 9256 (DRAMA CLUB - ROOT M.S.):							
6,923.00	0.00	6,923.00	1,186.50	617.50	0.00	5,736.50	17.14
=====							
*****TOTAL FOR FUND-SCC 200 9257 (ENVIRONMENTAL CLUB - ROOT M.S.):							
195.19	0.00	195.19	195.19	0.00	0.00	0.00	100.00
=====							
*****TOTAL FOR FUND-SCC 200 9258 (STUDENT COUNCIL - ROOT M.S.):							
2,300.00	0.00	2,300.00	1,227.63	708.85	1,069.15	3.22	99.86
=====							
*****TOTAL FOR FUND-SCC 200 9301 (YOUNG AMERICANS FOR FREEDOM):							
6,000.00	0.00	6,000.00	0.00	0.00	0.00	6,000.00	0.00
=====							
*****TOTAL FOR FUND-SCC 200 9302 (ART CLUB):							
900.00	0.00	900.00	28.00	28.00	102.00	770.00	14.44
=====							
*****TOTAL FOR FUND-SCC 200 9303 (INTERNATIONAL CULTURAL EXPLORATION):							
360.00	0.00	360.00	161.84	94.14	198.16	0.00	100.00
=====							
*****TOTAL FOR FUND-SCC 200 9304 (CAREER ASSOCIATION):							
243.08	0.00	243.08	243.08	0.00	0.00	0.00	100.00
=====							
*****TOTAL FOR FUND-SCC 200 9305 (CHEMCLUB):							
300.00	0.00	300.00	167.39	0.00	132.61	0.00	100.00
=====							
*****TOTAL FOR FUND-SCC 200 9306 (OPERATION SMILE):							
650.00	0.00	650.00	0.00	0.00	650.00	0.00	100.00
=====							
*****TOTAL FOR FUND-SCC 200 9307 (CHOIR):							
33,000.00	9,508.88	42,508.88	16,491.31	2,284.00	24,017.57	2,000.00	95.30
=====							

Date: 04/03/18
 Time: 8:57 am

MEDINA CITY SCHOOL DISTRICT
 Appropriation Account Summary
 SORTED BY FUND-SCC

Page: 10
 (APPSUM)

FYTD Appropriated	Prior FY Carryover Encumbrances	FYTD Expendable	FYTD Actual Expenditures	MTD Actual Expenditures	Current Encumbrances	FYTD Unencumbered Balance	FYTD Percent Exp/Enc
*****TOTAL FOR FUND-SCC 200 9308 (COMPUTER CLUB):							
71.86	0.00	71.86	71.86	0.00	0.00	0.00	100.00
=====							
*****TOTAL FOR FUND-SCC 200 9309 (IMPROVE CLUB):							
4,300.00	0.00	4,300.00	0.00	0.00	4,300.00	0.00	100.00
=====							
*****TOTAL FOR FUND-SCC 200 9311 (CHESS CLUB):							
700.00	0.00	700.00	0.00	0.00	0.00	700.00	0.00
=====							
*****TOTAL FOR FUND-SCC 200 9312 (DRAMA CLUB):							
21,500.00	26,285.26	47,785.26	3,379.32	0.00	18,475.61	25,930.33	45.74
=====							
*****TOTAL FOR FUND-SCC 200 9315 (FELLOWSHIP OF CHRISTIAN ATHLETES):							
500.00	0.00	500.00	0.00	0.00	390.00	110.00	78.00
=====							
*****TOTAL FOR FUND-SCC 200 9316 (FRENCH CLUB):							
8.71	0.00	8.71	8.71	0.00	0.00	0.00	100.00
=====							
*****TOTAL FOR FUND-SCC 200 9318 (GIRLS LEADERSHIP CLUB):							
900.00	0.00	900.00	898.17	0.00	0.00	1.83	99.80
=====							
*****TOTAL FOR FUND-SCC 200 9321 (KEY CLUB):							
10,000.00	0.00	10,000.00	1,802.10	709.65	8,197.90	0.00	100.00
=====							
*****TOTAL FOR FUND-SCC 200 9323 (MEDINAMITE):							
3,000.00	0.00	3,000.00	437.48	24.24	2,562.52	0.00	100.00
=====							
*****TOTAL FOR FUND-SCC 200 9324 (MEDINIAN):							
10,000.00	0.00	10,000.00	7,891.72	1,005.00	2,108.28	0.00	100.00
=====							

Date: 04/03/18
 Time: 8:57 am

MEDINA CITY SCHOOL DISTRICT
 Appropriation Account Summary
 SORTED BY FUND-SCC

Page: 11
 (APPSUM)

FYTD Appropriated	Prior FY Carryover Encumbrances	FYTD Expendable	FYTD Actual Expenditures	MTD Actual Expenditures	Current Encumbrances	FYTD Unencumbered Balance	FYTD Percent Exp/Enc
*****TOTAL FOR FUND-SCC 200 9325 (MHS BAND):							
20,000.00	0.00	20,000.00	13,359.81	6,246.84	6,640.19	0.00	100.00
=====							
*****TOTAL FOR FUND-SCC 200 9326 (NATIONAL HONOR SOCIETY):							
3,500.00	0.00	3,500.00	94.89	0.00	2,905.11	500.00	85.71
=====							
*****TOTAL FOR FUND-SCC 200 9327 (ORCHESTRA):							
3,000.00	0.00	3,000.00	512.50	0.00	2,487.50	0.00	100.00
=====							
*****TOTAL FOR FUND-SCC 200 9330 (SCIENCE OLYMPIAD CLUB):							
1,736.98	0.00	1,736.98	136.98	0.00	0.00	1,600.00	7.89
=====							
*****TOTAL FOR FUND-SCC 200 9332 (SPANISH CLUB):							
5,280.00	0.00	5,280.00	2,482.38	245.48	2,797.62	0.00	100.00
=====							
*****TOTAL FOR FUND-SCC 200 9333 (STUDENT COUNCIL):							
43,000.00	1,110.28	44,110.28	31,872.84	3,278.88	12,237.44	0.00	100.00
=====							
*****TOTAL FOR FUND-SCC 200 9334 (WORK STUDY CLUB):							
5,316.20	0.00	5,316.20	5,316.20	0.00	0.00	0.00	100.00
=====							
*****TOTAL FOR FUND-SCC 200 9335 (LATIN CLUB):							
5,000.00	0.00	5,000.00	4,980.32	0.00	0.00	19.68	99.61
=====							
*****TOTAL FOR FUND-SCC 200 9336 (INTERACT ORGANIZATION):							
1,613.23	0.00	1,613.23	1,613.23	0.00	0.00	0.00	100.00
=====							
*****TOTAL FOR FUND-SCC 200 9337 (AMERICAN SIGN LANGUAGE CLUB):							
80.00	0.00	80.00	62.55	62.55	17.45	0.00	100.00
=====							

Date: 04/03/18
 Time: 8:57 am

MEDINA CITY SCHOOL DISTRICT
 Appropriation Account Summary
 SORTED BY FUND-SCC

Page: 12
 (APPSUM)

FYTD Appropriated	Prior FY Carryover Encumbrances	FYTD Expendable	FYTD Actual Expenditures	MTD Actual Expenditures	Current Encumbrances	FYTD Unencumbered Balance	FYTD Percent Exp/Enc
*****TOTAL FOR FUND-SCC 200 9339 (SPEECH/DEBATE CLUB):							
32,500.00	0.00	32,500.00	21,107.91	203.04	3,164.12	8,227.97	74.68
=====							
*****TOTAL FOR FUND-SCC 200 9340 (S. A. D. D.):							
2,000.00	0.00	2,000.00	481.38	0.00	1,518.62	0.00	100.00
=====							
*****TOTAL FOR FUND-SCC 200 9345 (INTERNATIONAL CLUB):							
4,793.96	0.00	4,793.96	4,793.96	0.00	0.00	0.00	100.00
=====							
*****TOTAL FOR FUND-SCC 200 9346 (PENGUIN BOWL/NOSB):							
550.00	0.00	550.00	500.00	0.00	0.00	50.00	90.91
=====							
*****TOTAL FOR FUND-SCC 200 9350 (TECHNOLOGY CLUB):							
3,400.00	0.00	3,400.00	1,197.06	185.23	502.94	1,700.00	50.00
=====							
*****TOTAL FOR FUND-SCC 200 9351 (THE JUNIOR STATESMEN OF AMERICA):							
1,194.43	0.00	1,194.43	1,194.43	0.00	0.00	0.00	100.00
=====							
*****TOTAL FOR FUND-SCC 200 9352 (VIDEO CLUB - SR HI):							
7,000.00	273.25	7,273.25	773.25	0.00	6,500.00	0.00	100.00
=====							
*****TOTAL FOR FUND-SCC 200 9353 (CHINESE CLUB):							
350.00	0.00	350.00	97.72	7.99	252.28	0.00	100.00
=====							
*****TOTAL FOR FUND-SCC 200 9355 (GENDER AND SEXUALITY ALLIANCE):							
2,400.00	0.00	2,400.00	952.24	855.96	1,036.54	411.22	82.87
=====							
*****TOTAL FOR FUND-SCC 200 9380 (V O F T):							
24,500.00	0.00	24,500.00	5,445.48	3,239.70	19,054.52	0.00	100.00
=====							

Date: 04/03/18
 Time: 8:57 am

MEDINA CITY SCHOOL DISTRICT
 Appropriation Account Summary
 SORTED BY FUND-SCC

Page: 13
 (APPSUM)

FYTD Appropriated	Prior FY Carryover Encumbrances	FYTD Expendable	FYTD Actual Expenditures	MTD Actual Expenditures	Current Encumbrances	FYTD Unencumbered Balance	FYTD Percent Exp/Enc
*****TOTAL FOR FUND-SCC 200 9416 (CLASS OF 2016):							
2,446.37	0.00	2,446.37	2,446.37	0.00	0.00	0.00	100.00
=====							
*****TOTAL FOR FUND-SCC 200 9417 (CLASS OF 2017):							
4,359.18	0.00	4,359.18	4,085.62	0.00	0.00	273.56	93.72
=====							
*****TOTAL FOR FUND-SCC 200 9418 (CLASS OF 2018):							
10,500.00	16,423.05	26,923.05	17,402.02	0.00	9,253.14	267.89	99.00
=====							
*****TOTAL FOR FUND-SCC 200 9419 (CLASS OF 2019):							
47,970.00	0.00	47,970.00	3,970.77	3,759.13	43,999.23	0.00	100.00
=====							
*****TOTAL FOR FUND-SCC 200 9420 (CLASS OF 2020):							
3,100.00	0.00	3,100.00	89.83	0.00	3,010.17	0.00	100.00
=====							
*****TOTAL FOR FUND-SCC 200 9421 (CLASS OF 2021):							
1,500.00	0.00	1,500.00	29.85	0.00	20.15	1,450.00	3.33
=====							
*****TOTAL FOR FUND-SCC 300 0000 (ATHLETIC FUND):							
395,793.94	20,906.06	416,700.00	308,583.06	34,772.79	48,825.25	59,291.69	85.77
=====							
*****TOTAL FOR FUND-SCC 300 9110 (GARFIELD FIELD TRIPS):							
10,000.00	0.00	10,000.00	220.42	212.80-	4,300.00	5,479.58	45.20
=====							
*****TOTAL FOR FUND-SCC 300 9120 (CANAVAN FIELD TRIP):							
9,478.00	0.00	9,478.00	1,366.00	0.00	7,286.00	826.00	91.29
=====							
*****TOTAL FOR FUND-SCC 300 9130 (FENN FIELD TRIPS):							
14,500.00	0.00	14,500.00	5,929.11	0.00	8,500.00	70.89	99.51
=====							

Date: 04/03/18
 Time: 8:57 am

MEDINA CITY SCHOOL DISTRICT
 Appropriation Account Summary
 SORTED BY FUND-SCC

Page: 14
 (APPSUM)

FYTD Appropriated	Prior FY Carryover Encumbrances	FYTD Expendable	FYTD Actual Expenditures	MTD Actual Expenditures	Current Encumbrances	FYTD Unencumbered Balance	FYTD Percent Exp/Enc
*****TOTAL FOR FUND-SCC 300 9140 (HERITAGE FIELD TRIPS):							
6,887.00	0.00	6,887.00	5,293.00	0.00	0.00	1,594.00	76.85
=====							
*****TOTAL FOR FUND-SCC 300 9160 (BLAKE FIELD TRIPS):							
10,900.00	0.00	10,900.00	366.00	0.00	8,545.00	1,989.00	81.75
=====							
*****TOTAL FOR FUND-SCC 300 9170 (WAITE FIELD TRIPS):							
15,000.00	0.00	15,000.00	9,741.25	0.00	5,258.75	0.00	100.00
=====							
*****TOTAL FOR FUND-SCC 300 9180 (NORTHROP FIELD TRIPS):							
8,000.00	0.00	8,000.00	2,703.93	177.35	672.65	4,623.42	42.21
=====							
*****TOTAL FOR FUND-SCC 300 9201 (CLAGGETT MIDDLE SCH. BAND FUND):							
45,500.00	35.00	45,535.00	13,840.50	120.99	8,172.22	23,522.28	48.34
=====							
*****TOTAL FOR FUND-SCC 300 9208 (CLAGGETT - 6TH GRADE TRIPS):							
110,800.00	0.00	110,800.00	97,288.79	0.00	0.00	13,511.21	87.81
=====							
*****TOTAL FOR FUND-SCC 300 9250 (ROOT M.S. BAND FUND):							
19,750.00	48.00	19,798.00	10,214.24	0.00	7,428.23	2,155.53	89.11
=====							
*****TOTAL FOR FUND-SCC 300 9253 (ROOT M.S. BEEHIVE):							
667.91	32.09	700.00	280.05	0.00	400.00	19.95	97.15
=====							
*****TOTAL FOR FUND-SCC 300 9258 (ROOT - DISTRICT SUPERVISED ACTIVITIES):							
133,060.00	0.00	133,060.00	102,908.10	0.00	13,018.00	17,133.90	87.12
=====							
*****TOTAL FOR FUND-SCC 300 9259 (ROOT DANCE TEAM):							
528.00	0.00	528.00	528.00	0.00	0.00	0.00	100.00
=====							

Date: 04/03/18
 Time: 8:57 am

MEDINA CITY SCHOOL DISTRICT
 Appropriation Account Summary
 SORTED BY FUND-SCC

Page: 15
 (APPSUM)

FYTD Appropriated	Prior FY Carryover Encumbrances	FYTD Expendable	FYTD Actual Expenditures	MTD Actual Expenditures	Current Encumbrances	FYTD Unencumbered Balance	FYTD Percent Exp/Enc
*****TOTAL FOR FUND-SCC 300 9301 (BOWLING CLUB):							
3,200.00	0.00	3,200.00	3,200.00	3,200.00	0.00	0.00	100.00
=====							
*****TOTAL FOR FUND-SCC 300 9302 (MENS VOLLEYBALL):							
5,340.00	0.00	5,340.00	854.15	604.15	4,485.85	0.00	100.00
=====							
*****TOTAL FOR FUND-SCC 300 9303 (HUDDLE/SHUDDLE):							
1,500.00	72.52	1,572.52	827.21	0.00	592.79	152.52	90.30
=====							
*****TOTAL FOR FUND-SCC 300 9304 (LINK CREW):							
4,860.00	0.00	4,860.00	2,212.87	116.44	2,647.13	0.00	100.00
=====							
*****TOTAL FOR FUND-SCC 300 9305 (MHS DANCE TEAM):							
1,450.54	0.00	1,450.54	1,450.54	1,450.54	0.00	0.00	100.00
=====							
*****TOTAL FOR FUND-SCC 300 9313 (DRAMA/MUSICAL):							
10,210.00	547.74	10,757.74	10,723.82	0.00	0.00	33.92	99.68
=====							
*****TOTAL FOR FUND-SCC 300 9325 (MHS BAND TRIP):							
0.00	0.00	0.00	682.92	0.00	0.00	682.92-	0.00
=====							
*****TOTAL FOR FUND-SCC 300 9334 (BEEHIVE CAFE):							
21,550.00	0.00	21,550.00	14,409.47	2,534.86	8,141.03	1,000.50-	104.64
=====							
*****TOTAL FOR FUND-SCC 300 9380 (V O F T):							
640.58	0.00	640.58	640.58	0.00	0.00	0.00	100.00
=====							
*****TOTAL FOR FUND-SCC 300 9390 (GLOBAL TRIPS):							
2,485.00	0.00	2,485.00	0.00	0.00	0.00	2,485.00	0.00
=====							

Date: 04/03/18
 Time: 8:57 am

MEDINA CITY SCHOOL DISTRICT
 Appropriation Account Summary
 SORTED BY FUND-SCC

Page: 16
 (APPSUM)

FYTD Appropriated	Prior FY Carryover Encumbrances	FYTD Expendable	FYTD Actual Expenditures	MTD Actual Expenditures	Current Encumbrances	FYTD Unencumbered Balance	FYTD Percent Exp/Enc
*****TOTAL FOR FUND-SCC 401 9016 (AUXILIARY FUNDS/ST FRANCIS):							
7,447.55	0.00	7,447.55	7,447.55	0.00	0.00	0.00	100.00
*****TOTAL FOR FUND-SCC 401 9017 (AUXILIARY FUNDS/ST FRANCIS):							
14,644.43	41,750.85	56,395.28	56,357.87	0.00	0.00	37.41	99.93
*****TOTAL FOR FUND-SCC 401 9018 (AUXILIARY FUNDS/ST FRANCIS):							
382,503.17	0.00	382,503.17	214,271.27	42,070.34	14,513.89	153,718.01	59.81
*****TOTAL FOR FUND-SCC 401 9026 (AUX FUNDS NURTURY):							
5,654.05	0.00	5,654.05	5,654.05	0.00	0.00	0.00	100.00
*****TOTAL FOR FUND-SCC 401 9027 (AUX FUNDS NURTURY):							
814.41	554.63	1,369.04	1,296.14	0.00	0.00	72.90	94.68
*****TOTAL FOR FUND-SCC 401 9028 (AUX FUNDS NURTURY):							
13,944.00	0.00	13,944.00	2,731.10	0.00	0.00	11,212.90	19.59
*****TOTAL FOR FUND-SCC 401 9036 (AUX FUNDS MCA):							
2,560.07	0.00	2,560.07	2,560.07	0.00	0.00	0.00	100.00
*****TOTAL FOR FUND-SCC 401 9037 (AUX FUNDS MCA):							
15.53	34,970.84	34,986.37	34,674.10	0.00	0.00	312.27	99.11
*****TOTAL FOR FUND-SCC 401 9038 (AUX FUNDS MCA):							
169,490.79	0.00	169,490.79	107,327.58	4,901.53	17,470.92	44,692.29	73.63
*****TOTAL FOR FUND-SCC 401 9046 (AUX FUNDS KIDS COUNTRY):							
1,234.24	0.00	1,234.24	1,234.24	0.00	0.00	0.00	100.00

MEDINA CITY SCHOOL DISTRICT
 Appropriation Account Summary
 SORTED BY FUND-SCC

FYTD Appropriated	Prior FY Carryover Encumbrances	FYTD Expendable	FYTD Actual Expenditures	MTD Actual Expenditures	Current Encumbrances	FYTD Unencumbered Balance	FYTD Percent Exp/Enc
*****TOTAL FOR FUND-SCC 401 9047 (AUX FUNDS KIDS COUNTRY):							
42.89	6,145.24	6,188.13	6,355.16	0.00	0.00	167.03	102.70
=====							
*****TOTAL FOR FUND-SCC 401 9048 (AUX FUNDS KIDS COUNTRY):							
11,441.28	0.00	11,441.28	0.00	0.00	161.46	11,279.82	1.41
=====							
*****TOTAL FOR FUND-SCC 451 9018 (CONNECTIVITY FY18):							
19,800.00	0.00	19,800.00	0.00	0.00	19,236.00	564.00	97.15
=====							
*****TOTAL FOR FUND-SCC 463 9017 (ALT ED):							
219.48	0.00	219.48	219.48	0.00	0.00	0.00	100.00
=====							
*****TOTAL FOR FUND-SCC 516 9017 (TITLE VI-B):							
212,872.15	5,033.91	217,906.06	217,906.06	0.00	0.00	0.00	100.00
=====							
*****TOTAL FOR FUND-SCC 516 9018 (TITLE VI-B):							
1,475,777.75	0.00	1,475,777.75	871,667.93	89,686.88	31,272.52	572,837.30	61.18
=====							
*****TOTAL FOR FUND-SCC 551 9118 (TITLE III LEP):							
10,743.48	0.00	10,743.48	10,743.48	0.00	0.00	0.00	100.00
=====							
*****TOTAL FOR FUND-SCC 572 9017 (TITLE I):							
111,270.90	43,068.24	154,339.14	154,339.14	0.00	0.00	0.00	100.00
=====							
*****TOTAL FOR FUND-SCC 572 9018 (TITLE I):							
554,638.46	0.00	554,638.46	246,763.99	28,203.63	35,092.42	272,782.05	50.82
=====							
*****TOTAL FOR FUND-SCC 572 9117 (TITLE I-D):							
84,431.37	35,294.80	119,726.17	119,726.17	0.00	0.00	0.00	100.00
=====							

Date: 04/03/18
 Time: 8:57 am

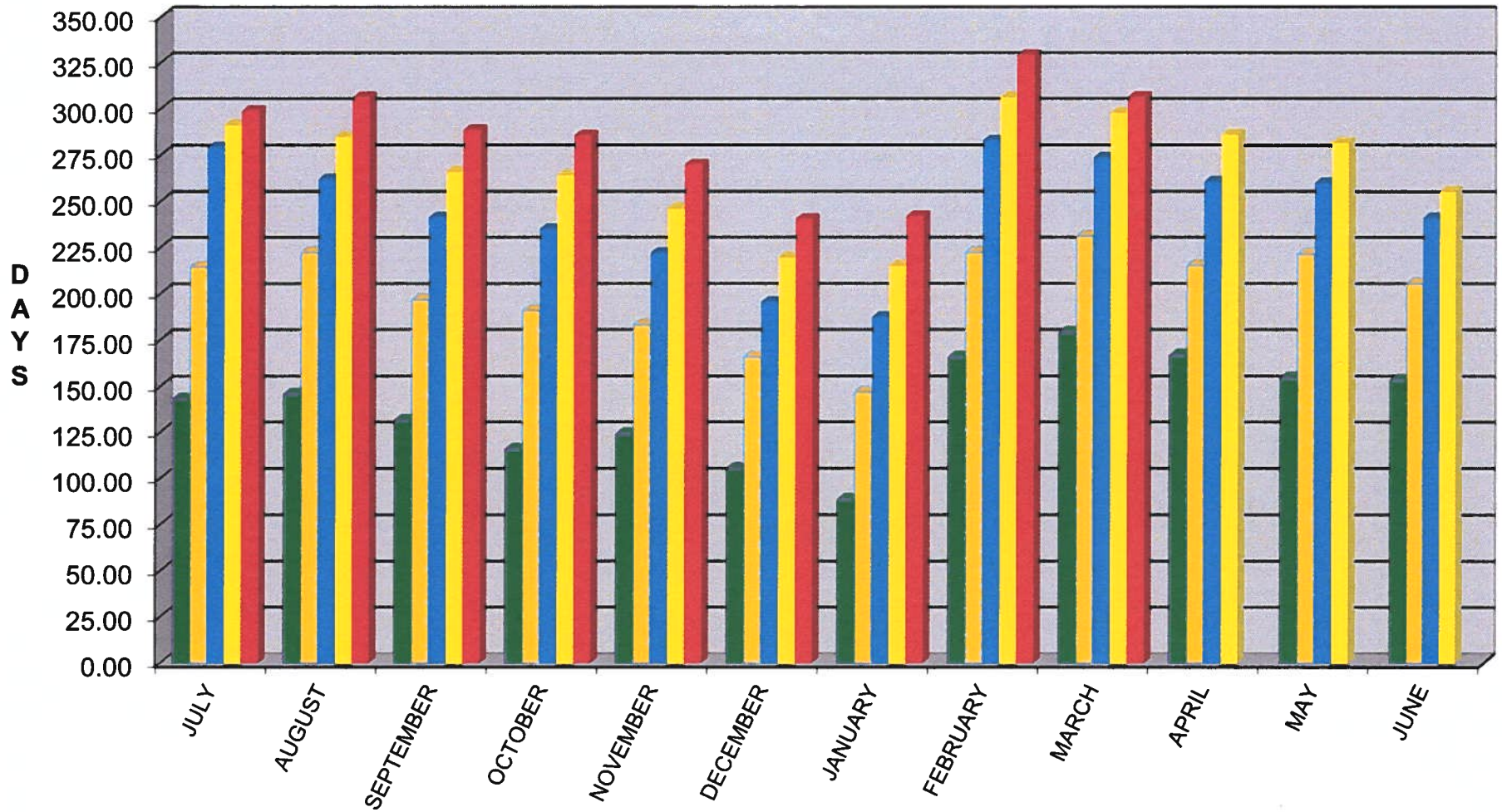
MEDINA CITY SCHOOL DISTRICT
 Appropriation Account Summary
 SORTED BY FUND-SCC

Page: 18
 (APPSUM)

FYTD Appropriated	Prior FY Carryover Encumbrances	FYTD Expendable	FYTD Actual Expenditures	MTD Actual Expenditures	Current Encumbrances	FYTD Unencumbered Balance	FYTD Percent Exp/Enc
*****TOTAL FOR FUND-SCC 572 9118 (TITLE I-D):							
111,256.24	0.00	111,256.24	29,362.10	4,926.65	4,386.11	77,508.03	30.33
=====							
*****TOTAL FOR FUND-SCC 587 9017 (PRESCHOOL):							
3,580.50	4,702.34	8,282.84	8,282.84	0.00	0.00	0.00	100.00
=====							
*****TOTAL FOR FUND-SCC 587 9018 (PRESCHOOL):							
54,133.22	0.00	54,133.22	19,002.01	2,851.38	5,243.76	29,887.45	44.79
=====							
*****TOTAL FOR FUND-SCC 590 9017 (TITLE II-A):							
861.99-	4,581.82	3,719.83	3,719.83	0.00	0.00	0.00	100.00
=====							
*****TOTAL FOR FUND-SCC 590 9018 (TITLE II-A):							
141,737.30	0.00	141,737.30	91,762.55	4,877.25	30,691.16	19,283.59	86.39
=====							
*****TOTAL FOR FUND-SCC 599 9018 (TITLE IV-A STUDENT SUPPORT AND ACADEMIC ENR):							
12,697.89	0.00	12,697.89	7,190.63	661.93	0.00	5,507.26	56.63
=====							
*****GRAND TOTALS:							
106,818,558.22	1,916,996.50	108,735,554.72	75,812,330.81	6,349,048.58	8,963,629.01	23,959,594.90	77.97
=====							

GENERAL FUND-TRUE DAYS CASH

Includes Emergency Levy



FY 2014 FY 2015 FY 2016 FY 2017 FY 2018