

Medina City Schools

General Fund Analysis

November 30, 2019

	2019-2020	Y-T-D Actual		
	Original Estimate	July 2019 - June 2020	Percent	Variance
	(1)	(2)		(3)
Beginning Balance - July 1, 2019		57,996,699.51		0.00
General Fund	37,069,600.65			
Other Funds - Substitute Levy	20,927,098.86			
Revenue	<u>78,343,863.00</u>	<u>35,941,643.63</u>	<u>45.9%</u>	<u>42,402,219.37</u>
	78,343,863.00	35,941,643.63		42,402,219.37
Expenditures	84,834,389.00	35,843,669.28	42.3%	48,990,719.72
Encumbrance	851,800.00	1,886,933.45		-1,035,133.45
	<u>85,686,189.00</u>	<u>37,730,602.73</u>		<u>47,955,586.27</u>
Ending Balance - June 30, 2020	50,654,373.51	56,207,740.41		-5,553,366.90

Original Estimate revenue, expenditure and encumbrance taken from May 2019 five-year forecast
Includes May 2018 Substitute Levy

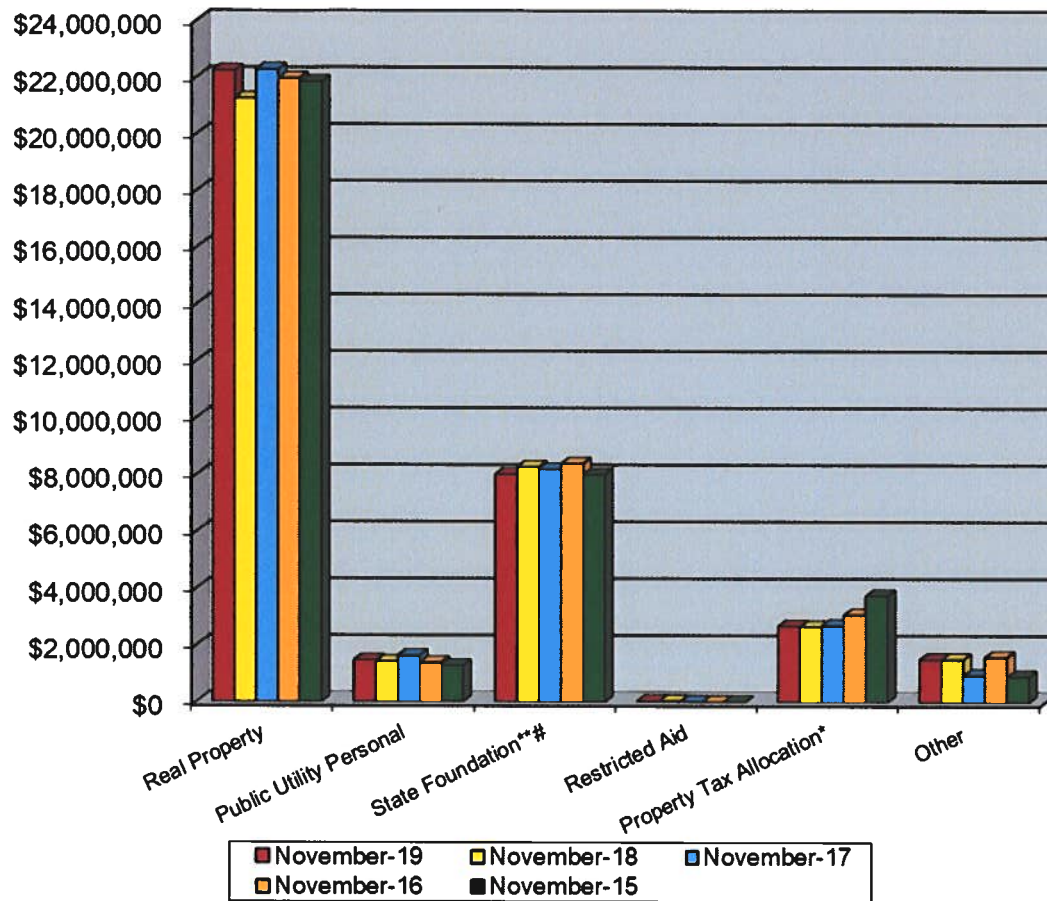
General Fund Summary

November 2019

Revenues

1. Real Property Taxes – Total Real Property Taxes received from the beginning of the fiscal year until November 30, 2019 is \$22,230,758.98. This is an increase of 4.6% above last year's taxes received at this time. \$-0- was collected in November and receipted into Public Utility Personal Property Taxes.
2. Public Utility Personal Property Taxes – Total Public Utility Personal Property Taxes received from the beginning of the fiscal year until November 30, 2019 is \$1,474,378.09. These monies are distributed upon settlement from the County Auditor. This amount is listed in a separate line for State and five-year forecasting purposes. \$-0- had been transferred in November.
3. State Foundation – State Foundation monies received from the State of Ohio from the beginning of the fiscal year until November 30, 2019 total \$8,020,298.93. This is a decrease of 3.0% below last year's foundation money received at this time. \$1,562,881.22 was collected in November.
4. Restricted Aid – Restricted Aid monies are for Career Tech funding and Economically Disadvantaged Students. Monies received from the beginning of the fiscal year until November 30, 2019 total \$34,528.14. \$6,905.22 was collected in November.
5. Homestead and Rollback – Monies received from the State of Ohio from the beginning of the fiscal year until November 30, 2019 total \$2,676,250.13. Receipts are based upon the real property taxes collected and Homestead filings with the County Auditor. \$13,743.44 was collected in November.
6. Other – Other monies received from the beginning of the fiscal year until November 30, 2019 total \$1,505,429.36. This is a decrease of 0.1% below last year at this time and is due to Other Local Taxes, Investment Earnings, Pay to Participate Fees, Rent, Parking Fees, Field Trips, Medicare Funding, and Refund of Prior Years Expenditures account for this decrease. \$162,220.82 was collected in November.

General Fund Revenue



	November-19	November-18	November-17	November-16	November-15	Current Forecast
Real Property	\$22,230,759	\$21,260,827	\$22,284,894	\$21,963,304	\$21,846,886	\$48,583,828
Public Utility Personal	\$1,474,378	\$1,422,880	\$1,633,842	\$1,384,942	\$1,278,953	\$3,431,873
State Foundation**#	\$8,020,299	\$8,266,687	\$8,186,217	\$8,381,673	\$8,000,751	\$19,496,680
Restricted Aid	\$34,528	\$34,931	\$11,270	\$6,075	\$3,287	\$82,924
Property Tax Allocation*	\$2,676,250	\$2,652,827	\$2,696,725	\$3,074,694	\$3,742,633	\$5,311,938
Other	\$1,505,429	\$1,506,132	\$954,352	\$1,586,841	\$897,309	\$3,573,912
Total	\$35,941,644	\$35,144,284	\$35,767,300	\$36,397,530	\$35,769,820	\$80,481,155
State %	29.9%	31.2%	30.5%	31.5%	32.8%	

* Includes Homestead/Rollback, Tangible Personal Property Tax Fixed Rate Loss Reimbursement and Electric Deregulation.

** Includes Casino Revenue in State Foundation beginning January 2013 and Economic Disadvantaged Funding in November 2013.

Includes a one time Hold Harmless on TPP in May 2016

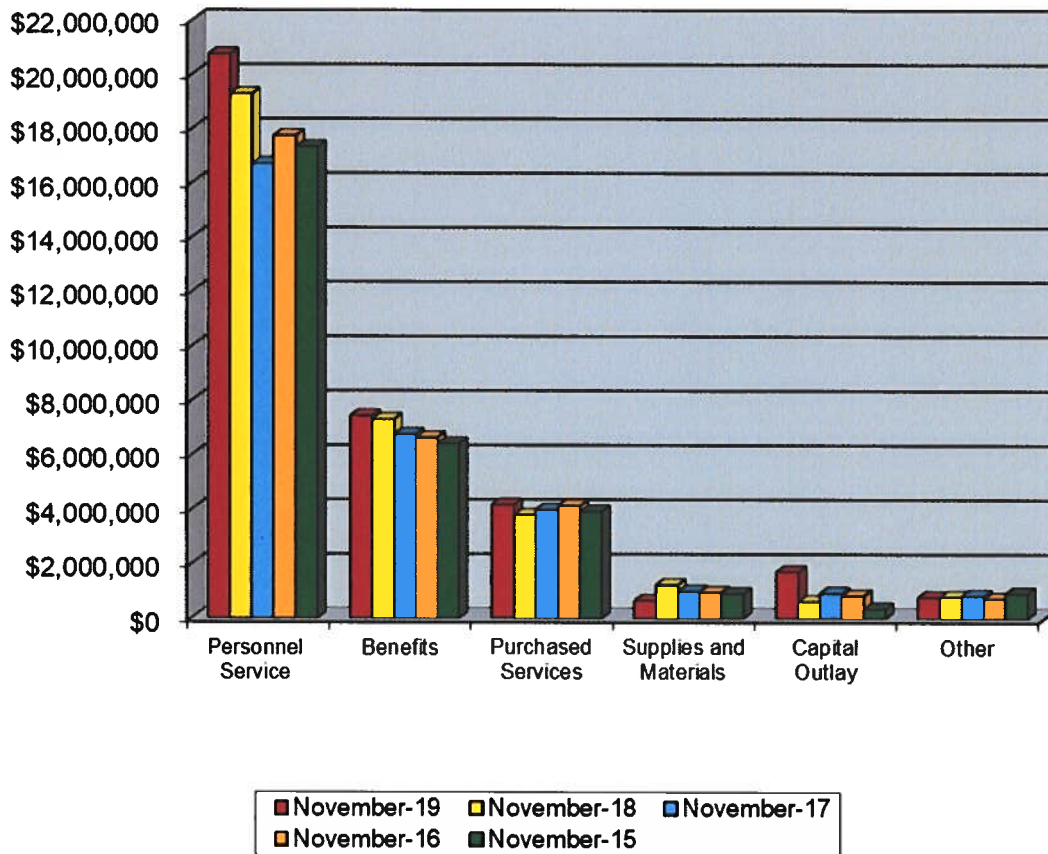
General Fund Summary

November 2019

Expenditures

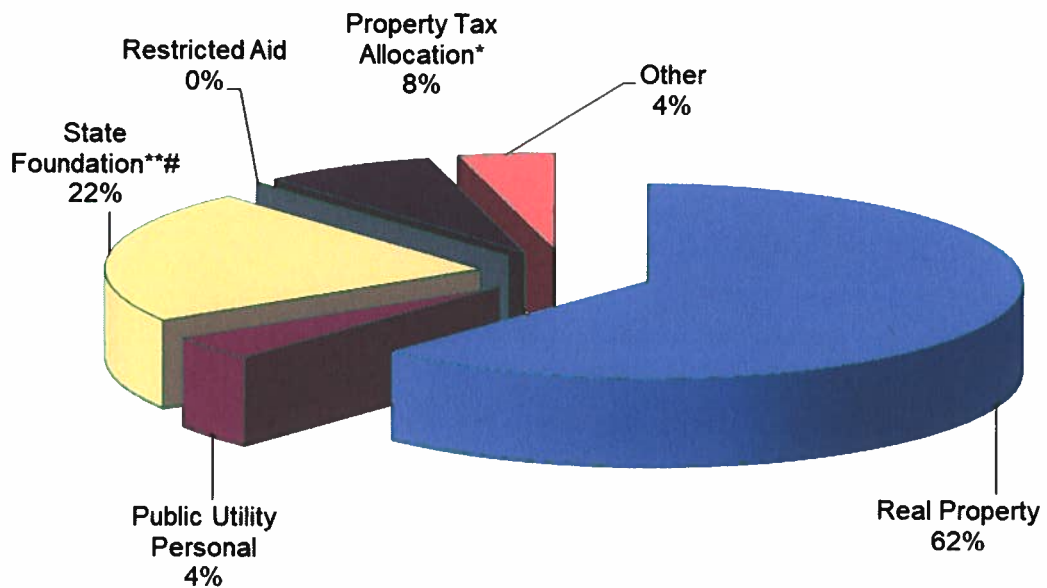
1. Personnel Services– The costs for personnel services for the School District from the beginning of the fiscal year until November 30, 2019 was \$20,743,759.33. This was an increase of 7.6% above last year at this time. \$3,962,220.11 was spent in November.
2. Benefits – The cost for benefits for the School District from the beginning of the fiscal year until November 30, 2019 was \$7,441,671.39. This was an increase of 1.8% above last year at this time. \$1,441,465.28 was spent in November.
3. Purchased Services – The cost for purchased services for the district from the beginning of the fiscal year until November 30, 2019 total \$4,170,348.56. This was a 9.7% increase above last year at this time and is due to General Services, Legal Services, Repair Services, Garbage Removal, Travel, Advertising, Water/Sewer, Other Tuition, Open Enrollment, and Community Schools. \$764,372.25 was spent in November.
4. Supplies and Materials – The cost for supplies and materials for the district from the beginning of the fiscal year until November 30, 2019 total \$651,662.38. This was a 47.4% decrease below last year at this time. Office Supplies, Textbooks, Media Supplies, Electronic Subscriptions, Custodial/Maintenance Supplies, and Fuel account for this decrease. \$89,362.29 was spent in November.
5. Capital Outlay – The cost for capital outlay for the district from the beginning of the fiscal year until November 30, 2019 total \$1,718,967.02. This was a 175.3% increase above last year at this time and was mainly due to New Equipment, Technology Equipment, and Transportation Equipment. \$494,842.13 was spent in November.
6. Other – The cost of other expenditures excluding transfers for the district was \$789,503.83 for the fiscal year until November 30, 2019. This was a 0.1% decrease below last year at this time. \$68,503.20 was spent in November. District Audit and County Board Services make up the majority of this decrease.

General Fund Expenditures

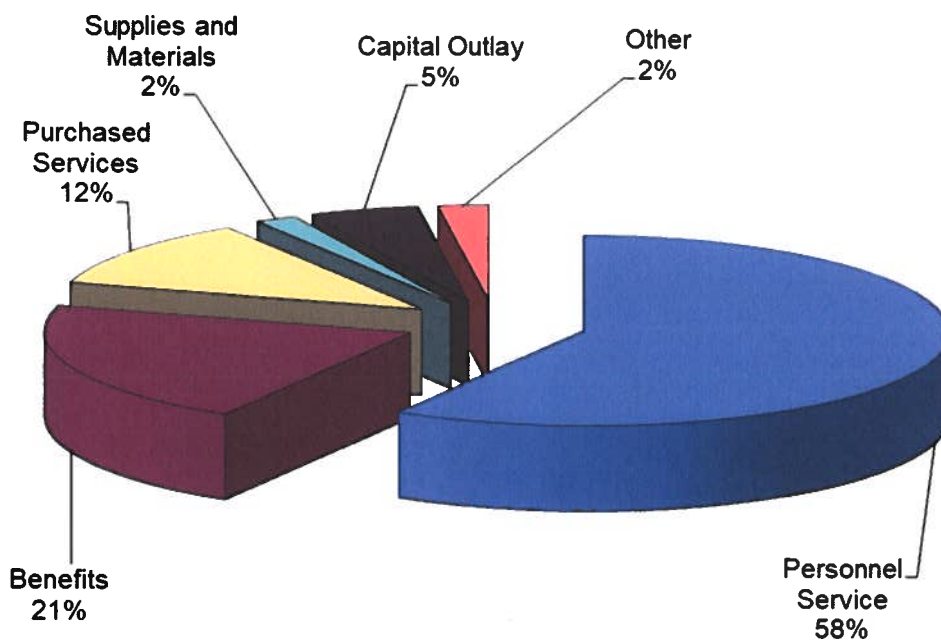


	November-19	November-18	November-17	November-16	November-15	Current Forecast
Personnel Service	\$20,743,759	\$19,277,904	\$16,713,569	\$17,742,891	\$17,330,374	\$50,167,435
Benefits	\$7,441,671	\$7,309,378	\$6,771,377	\$6,634,775	\$6,414,052	\$17,888,985
Purchased Services	\$4,170,349	\$3,801,767	\$3,991,311	\$4,127,756	\$3,932,204	\$9,247,169
Supplies and Materials	\$651,662	\$1,238,480	\$1,000,819	\$962,659	\$913,471	\$1,824,187
Capital Outlay	\$1,718,967	\$624,328	\$931,893	\$831,385	\$359,637	\$1,659,017
Other	\$789,504	\$792,187	\$836,611	\$724,878	\$924,912	\$1,734,653
Transfers and Adv., Etc.	\$327,757	\$1,000	\$0	\$314,956	\$348,731	\$970,890
Other than Debt						
Total	\$35,843,669	\$33,045,044	\$30,245,580	\$31,339,301	\$30,223,381	\$83,492,336

Current General Fund Revenue



Current General Fund Expenditures



November 2019

		Balance
Bank Balance - Regular Account		2,384,993.11
Petty Cash	0.00	
Financial Checks Outstanding	260,607.14	
Worker Comp Outstanding	1,438.14	
Payroll Checks Outstanding	58,566.66	
	320,611.94	2,064,381.17
Huntington/Flex Spending	20,478.27	
Flex O/S Checks	1,097.16	19,381.11
JPMorgan/Metlife Claims	28,110.72	28,110.72
Investments:		
Redtree Investments	23,433,900.92	
T. Rowe - Collins	300,469.31	
T. Rowe - Bushman	0.00	
Scudder -Collins	324,034.68	
Scudder - Bushman	5,616.66	
Kanehl Stocks	2,862.18	
Star Ohio (22923)	21,975,519.58	
Multi-Bank Securities	14,835,000.00	
Multi-Bank Money Market	5,088.31	
Fifth Third Securities	9,247,883.30	
Fifth Third Money Market	897,177.81	
Total	71,027,552.75	73,139,425.75
Adjustments		
Deposits in Transit	274,943.38	
Expenses not posted	(375.20)	
Total	274,568.18	73,413,993.93
		(274,568.18)
MCSD Balance		73,413,993.93
Difference Between Bank vs. Book		0.00

Medina City School District

Sales Tax Update

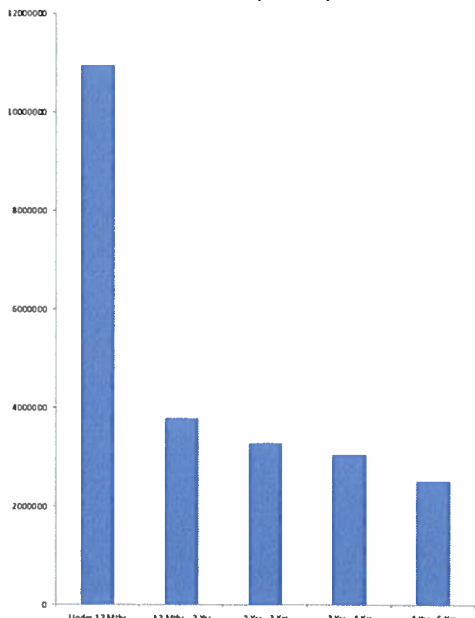
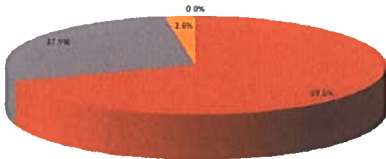
Date	Sales Tax Description	Receipts	Expenditures	Balance
July 1, 2019	Beginning Balance (071) Sales Tax and (002-9012) Bond			\$3,195,842.70
July	6-Month Asbestos Surveillance Inspection and Reports		\$525.00	\$3,195,317.70
	Ella Canavan Roof Replacement		\$75,240.00	\$3,120,077.70
	Sales Tax Distribution	\$766,235.16		\$3,886,312.86
	Fleet Master Lease Agreement		\$11,022.02	\$3,875,290.84
	Balance Due on Root Locker Bay Conversion Project		\$10,720.00	\$3,864,570.84
	Ella Canavan Roof Replacement Consulting and Supervision		\$2,560.00	\$3,862,010.84
	Additional Charges for Tennis Court Repairs and Improvements		\$67,441.22	\$3,794,569.62
August	Claggett Middle School Choral Risers with Side Rails		\$14,723.25	\$3,779,846.37
	Summer Paving Program		\$14,378.00	\$3,765,468.37
	Ella Canavan Roof Replacement		\$13,380.00	\$3,752,088.37
	Various District Paving		\$260,795.55	\$3,491,292.82
	Fleet Master Lease Agreement		\$39.68	\$3,491,253.14
	Northrop Connector Trail Consulting		\$3,132.00	\$3,488,121.14
	Asphalt Removal, Installation of Footpath/Sidewalk Between EVOLVE and Garfield		\$6,608.00	\$3,481,513.14
	Stamped, Colored Concrete at Front Doors/Sign at Garfield		\$5,250.00	\$3,476,263.14
	Fenn Flooring Refinish/Repair in Boys/Girls Bathroom		\$3,390.00	\$3,472,873.14
	Claggett Gymnasium Floor Improvements		\$17,355.00	\$3,455,518.14
	Claggett Replacement Gym Seating		\$83,759.71	\$3,371,758.43
	Concrete Addition to Picnic Area at Root Middle School		\$11,375.00	\$3,360,383.43
September	Blake PTO/Digital Msg	\$4,000.00		\$3,364,383.43
	Digital Messaging Center to be Installed in Existing Brick Structure		\$9,555.96	\$3,354,827.47
	Ella Canavan Elementary Roof Replacement Consulting and Supervision		\$1,174.00	\$3,353,653.47
	Ella Canavan Roof Replacement Project		\$10,380.00	\$3,343,273.47
	Installation of Sliding Glass Window in Fenn Cafeteria		\$4,838.00	\$3,338,435.47
	Fleet Master Lease Agreement		\$11,287.85	\$3,327,147.62
	Temporary Cooling Equipment Rental at Claggett		\$10,055.00	\$3,317,092.62
	Northrop Connector Trail Consulting Work		\$2,488.59	\$3,314,604.03
	Summer Paving Program		\$2,558.50	\$3,312,045.53
	Transportation/Post Construction		\$950.00	\$3,311,095.53
	Bowan House Powerwashing		\$500.00	\$3,310,595.53
October	Materials and Labor to Replace Three Windows at MHS		\$1,877.77	\$3,308,717.76
	Additional Charges associated with Tennis Court Repairs		\$12,330.45	\$3,296,387.31
	Temporary Cooling Equipment at Claggett		\$2,905.00	\$3,293,482.31
	Sales Tax Distribution	\$871,168.69		\$4,164,651.00
	Various District Paving		\$13,870.57	\$4,150,780.43
	Fleet Master Lease Agreement		\$11,287.85	\$4,139,492.58
	Northrop Connector Trail Consulting Work and Land Survey		\$3,595.07	\$4,135,897.51
	Materials and Labor to Replace Twelve Windows at Blake		\$8,044.79	\$4,127,852.72
	Labor and Materials Windows at Root		\$6,406.20	\$4,121,446.52
	Waite Elementary Access Drive Repair		\$14,587.63	\$4,106,858.89
	Post Construction Costs Associated with the Tennis Courts/Transportation		\$375.00	\$4,106,483.89
November	Various District Paving		\$13,534.11	\$4,092,949.78
	Fleet Master Lease Agreement		\$17,655.08	\$4,075,294.70
	Northrop Connector Trail Consulting Work		\$139.20	\$4,075,155.50
	Claggett Replacement Gym Seating		\$9,380.00	\$4,065,775.50
	Transportation Lot Improvements		\$34,758.02	\$4,031,017.48
	Post Construction Costs Associated with the Tennis Courts/Transportation		\$375.00	\$4,030,642.48
	2019 Asphalt Improvement-Additional Services		\$2,625.25	\$4,028,017.23
	Construction of Northrop Trail		\$134,982.40	\$3,893,034.83
	COP's Principal and Interest		\$1,290,750.49	\$2,602,284.34
Fiscal Year Totals		\$1,641,403.85	\$2,234,962.21	

Medina City School District
Recreation Center Update

Date	Description	District Revenue	District Expenses	City Reimbursements	Total Balance
July 1, 2019	Beginning Balance (003-9001)				\$ 381,679.90
07/08/19	Donation - Partner Mktg	\$1,450.93			\$ 383,130.83
07/10/19	Roof Replacement Project - Payment #2		\$ 249,300.00		\$ 133,830.83
07/19/19	Consulting Services for MCRC Roof Replacement		\$12,045.20		\$ 121,785.63
08/09/19	Butterfly Valves for Surge Tanks		\$4,132.73		\$ 117,652.90
08/09/19	Tile Repair		\$1,178.43		\$ 116,474.47
08/09/19	Consulting Services for MCRC Roof Replacement		\$6,788.90		\$ 109,685.57
08/09/19	Roof Replacement Project - Payment #3		\$137,993.40		\$ (28,307.83)
08/20/19	Summer Paving of Specified Areas		\$26,928.70		\$ (55,236.53)
09/10/19	Consulting Services for		\$3,394.45		\$ (58,630.98)
09/23/19	3 Projectors and Large Screen Displays for Conference			\$1,744.35	\$ (56,886.63)
09/23/19	Roof Replacement Project - Payment #1			\$111,150.00	\$ 54,263.37
09/23/19	Roof Replacement Project - Payment #2			\$124,650.00	\$ 178,913.37
09/27/19	Roof Replacement Project - Payment #4		\$233,400.60		\$ (54,487.23)
10/03/19	Butterfly Valves for Surge Tanks			\$2,066.37	\$ (52,420.86)
10/03/19	Tile Repair			\$589.22	\$ (51,831.64)
10/03/19	Roof Replacement Project - Payment #3			\$68,996.70	\$ 17,165.06
10/10/19	Dome Cameras and Ethernet Lines, Warrenty		\$47,626.00		\$ (30,460.94)
10/10/19	Additional Ethernet Drop		\$5,975.00		\$ (36,435.94)
10/21/19	Roof Replacement Project - Payment #4			\$116,700.30	\$ 80,264.36
10/21/19	Dome Cameras and Ethernet Lines, Warrenty			\$23,813.00	\$ 104,077.36
10/21/19	Additional Ethernet Drop			\$2,987.50	\$ 107,064.86
10/23/19	Summer Paving of Specified Areas		\$285.00		\$ 106,779.86
10/23/19	Consulting Services for MCRC Roof Replacement		\$1,697.00		\$ 105,082.86
10/31/19	Donation - Partner Mktg	\$145.35			\$ 105,228.21
11/30/19					\$ 105,228.21
Total Revenues, Expenditures and Reimbursements		\$ 1,596.28	\$ 730,745.41	\$ 452,697.44	

Monthly Investment Summary
Medina City School District
US Bank Custodian Acct Ending x70982
 November 30, 2019

Monthly Cash Flow Activity		Market Value Summary				
From 10-31-19 through 11-30-19		Security Type	Market Value	Pct. Assets	Avg Yield at Cost	Wght Avg Mat
Beginning Book Value	23,433,682.42	Money Market Fund				
Contributions	0.00	MONEY MARKET FUND	8,301.25	0.0	1.55	0.00
Withdrawals	0.00	Fixed Income				
Realized Gains/Losses	0.00	U.S. GOVERNMENT AGENCY NOTES	16,292,115.93	69.1	1.95	2.26
Gross Interest Earnings	218.50	U.S. TREASURY BILLS	619,362.02	2.6	2.07	0.07
Ending Book Value	23,433,900.92	U.S. TREASURY NOTES	6,538,160.70	27.7	2.13	0.70
		Accrued Interest	107,817.15	0.5		
		TOTAL PORTFOLIO	23,565,757.05	100.0	2.01	1.76

Maturity Distribution		Security Type Allocation	
Distribution by Maturity 			

Disclosures:

RedTree's internal accounting system is used as the source of the market value of this account. Although obtained from a source believed to be reliable, we cannot guarantee its accuracy. You should review all account statements provided by the custodian and compare with the statements provided by RedTree.

Questions? Call 888.596.2293 or email info@redtreeinv.com

Portfolio Holdings Report
Medina City School District
US Bank Custodian Acct Ending x70982
 November 30, 2019

Quantity	Cusip	Security Description	Moody's	S&P	Cost Basis	Market Value	Yield at Cost	Wtd Maturity	Purchase Date
U.S. GOVERNMENT AGENCY NOTES									
1,270,000	3136G3J71	Federal Natl Mtg Assoc 1.420% Due 07-27-20	Aaa	AA+	1,270,000.00	1,267,141.73	1.42	0.65	07-27-16
1,520,000	3136G35C5	Federal Natl Mtg Assoc 1.400% Due 08-28-20	Aaa	AA+	1,520,000.00	1,516,633.78	1.40	0.73	08-30-16
2,130,000	3136G4AL7	Federal Natl Mtg Assoc 1.500% Due 09-30-20	Aaa	AA+	2,130,000.00	2,125,574.37	1.50	0.82	09-30-16
1,070,000	3135G0F73	Federal Natl Mtg Assoc 1.500% Due 11-30-20	Aaa	AA+	1,063,023.60	1,068,083.93	2.00	0.99	08-01-19
1,545,000	3136G34Y8	Federal Natl Mtg Assoc 1.600% Due 08-24-21	Aaa	AA+	1,545,000.00	1,541,709.54	1.60	1.69	08-30-16
1,000,000	3130AGYJ8	Federal Home Ln Bank 2.000% Due 08-26-22	Aaa	AA+	1,000,000.00	1,000,052.29	2.00	2.64	10-07-19
1,000,000	3130AH5R0	Federal Home Ln Bank 2.000% Due 09-26-22	Aaa	AA+	999,950.00	994,440.95	2.00	2.72	10-01-19
1,275,000	3130AHGS6	Federal Home Ln Bank 2.000% Due 10-28-22	Aaa	AA+	1,275,000.00	1,275,735.15	2.00	2.81	10-30-19
2,000,000	3134GS6V2	Federal Home Ln Mtg 2.750% Due 12-27-22	Aaa	AA+	2,000,000.00	2,000,988.76	2.75	2.90	03-27-19
1,000,000	3133EKRJ7	Federal Farm Credit Bank 2.400% Due 06-19-23	Aaa	AA+	1,000,000.00	1,001,868.88	2.40	3.35	06-28-19
1,000,000	3134GUBQ2	Federal Home Ln Mtg 2.100% Due 09-23-24	Aaa	AA+	999,500.00	999,884.04	2.11	4.54	09-23-19
1,500,000	3134GUBV1	Federal Home Ln Mtg 2.350% Due 09-27-24	Aaa	AA+	1,500,000.00	1,500,002.52	2.35	4.52	09-27-19
Accrued Interest						79,362.77			
					16,302,473.60	16,371,478.70	1.95	2.26	
U.S. TREASURY NOTES									
1,440,000	912828G61	US Treasury Note 1.500% Due 11-30-19	Aaa	AA+	1,431,562.51	1,440,000.00	2.48	0.00	04-23-19
1,345,000	912828G95	US Treasury Note 1.625% Due 12-31-19	Aaa	AA+	1,333,021.09	1,344,865.50	2.60	0.08	01-24-19
320,000	912828W63	US Treasury Note 1.625% Due 03-15-20	Aaa	AA+	318,125.00	319,937.60	2.37	0.29	05-30-19
1,200,000	912828M98	US Treasury Note 1.625% Due 11-30-20	Aaa	AA+	1,197,187.50	1,199,109.60	1.83	0.99	09-30-19
1,250,000	912828Q37	US Treasury Note 1.250% Due 03-31-21	Aaa	AA+	1,242,382.81	1,242,725.00	1.69	1.31	10-30-19
1,000,000	912828S27	US Treasury Note 1.125% Due 06-30-21	Aaa	AA+	987,226.56	991,523.00	1.86	1.55	09-17-19
Accrued Interest						28,454.38			
					6,509,505.47	6,566,615.08	2.13	0.70	
U.S. TREASURY BILLS									
620,000	912796SY6	US Treasury Bill 0.000% Due 12-26-19	P-1	A-1+	613,620.60	619,362.02	2.07	0.07	06-28-19
MONEY MARKET FUND									
	USBMMF	First American Treasury Obligations Fund			8,301.25	8,301.25	1.55		
TOTAL PORTFOLIO					23,433,900.92	23,565,757.05	2.01	1.76	

Disclosures:

RedTree's internal accounting system is used as the source of the market value of this account. Although obtained from a source believed to be reliable, we cannot guarantee its accuracy. You should review all account statements provided by the custodian and compare with the statements provided by RedTree.

Questions? Call 888.596.2293 or email info@redtreeinv.com

Monthly Activity Reports
Medina City School District
US Bank Custodian Acct Ending x70982
From 11-01-19 Through 11-30-19

GROSS INTEREST INCOME

<u>Ex-Date</u>	<u>Pay-Date</u>	<u>Security</u>	<u>Amount</u>
MONEY MARKET FUND			
11-01-19	11-01-19	First American Treasury Obligations Fund	218.50
GROSS INCOME			218.50

Disclosures:

RedTree's internal accounting system is used as the source of the market value of this account. Although obtained from a source believed to be reliable, we cannot guarantee its accuracy. You should review all account statements provided by the custodian and compare with the statements provided by RedTree.

Questions? Call 888.596.2293 or email info@redtreeinv.com

Purchase and Sale
Medina City School District
US Bank Custodian Acct Ending x70982
From 11-01-19 Through 11-30-19

Trade Date	Settle Date	Quantity	Security	Unit Price	Amount
---------------	----------------	----------	----------	---------------	--------

No transactions were found!

Disclosures:

RedTree's internal accounting system is used as the source of the market value of this account. Although obtained from a source believed to be reliable, we cannot guarantee its accuracy. You should review all account statements provided by the custodian and compare with the statements provided by RedTree.

Questions? Call 888.596.2293 or email info@redtreeinv.com

Realized Gains/Losses
Medina City School District
US Bank Custodian Acct Ending x70982
 From 11-01-19 Through 11-30-19

Open Date	Close Date	Quantity	Security	Cost Basis	Proceeds	Gain Or Loss	
						Short Term	Long Term
TOTAL GAINS						0.00	0.00
TOTAL LOSSES						0.00	0.00
						0.00	0.00
TOTAL REALIZED GAIN/LOSS		0.00			0.00	0.00	0.00

Disclosures:

RedTree's internal accounting system is used as the source of the market value of this account. Although obtained from a source believed to be reliable, we cannot guarantee its accuracy. You should review all account statements provided by the custodian and compare with the statements provided by RedTree.

Questions? Call 888.596.2293 or email info@redtreeinv.com

ENV# CEBHRSWCBBJVNDN_BBBBB
FIFTH THIRD SECURITIES, INC.
MD 1M0B2A
5050 KINGSLEY DRIVE
CINCINNATI, OH 45263



MEDINA CITY SCHOOLS
DAVID CHAMBERS
739 WEYMOUTH RD
MEDINA OH 44256

STATEMENT FOR THE PERIOD NOVEMBER 1, 2019 TO NOVEMBER 30, 2019

MEDINA CITY SCHOOLS - Corporation
Account Number: [REDACTED]

By the courtesy of:
CARTER/SAVAGE

For questions about your accounts:
Local: 614 744 5496
In-State: 614 744 7074
National: 888 889 1025

TOTAL VALUE OF YOUR PORTFOLIO **\$10,199,849.30**


FOR YOUR INFORMATION

Fifth Third Securities, Inc. Investments offered through Fifth Third Securities, Inc., member
FINRA/SIPC

Fifth Third Securities, Inc.

MN_CEBHRSWCBBJVNDN_BBBBB 20191129

CHANGE IN VALUE OF YOUR PORTFOLIO



Change In Value Of Your Portfolio information can be found in Miscellaneous Footnotes at the end of this statement.

Account carried with National Financial Services LLC, Member
NYSE, SIPC

Statement for the Period November 1, 2019 to November 30, 2019

MEDINA CITY SCHOOLS - Corporation

Account Number: [REDACTED]

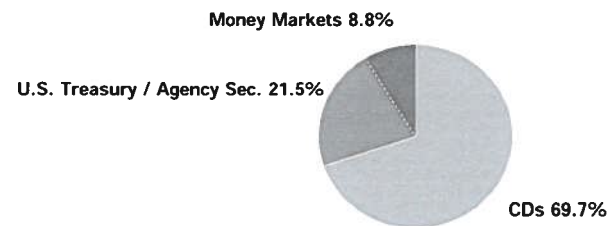


Account Overview

CHANGE IN ACCOUNT VALUE	Current Period	Year-to-Date
BEGINNING VALUE	\$10,203,444.02	\$10,317,544.71
Additions and Withdrawals	(\$13,809.66)	(\$497,806.10)
Income	\$13,809.66	\$217,120.02
Taxes, Fees and Expenses	\$0.00	\$0.00
Change in Value	(\$3,594.72)	\$162,990.67
ENDING VALUE (AS OF 11/30/19)	\$10,199,849.30	\$10,199,849.30

Refer to Miscellaneous Footnotes for more information on Change in Value.

ACCOUNT ALLOCATION



	Percent	Prior Period	Current Period
Money Markets	8.8 %	\$7,177.81	\$897,177.81
CDs	69.7	\$7,596,203.21	\$7,109,950.49
U.S. Treasury / Agency Sec.	21.5	\$2,600,063.00	\$2,192,721.00
TOTAL	100.0 %	\$10,203,444.02	\$10,199,849.30

Account Allocation shows the percentage that each asset class represents of your total account value. Account Allocation for equities, fixed income, and other categories may include mutual funds and may be net of short positions. NFS has made assumptions concerning how certain mutual funds are allocated. Closed-end mutual funds and Exchange Traded Products (ETPs) listed on an exchange may be included in the equity allocation. The chart may not reflect your actual portfolio allocation. Consult your broker/dealer prior to making investment decisions.

Statement for the Period November 1, 2019 to November 30, 2019

MEDINA CITY SCHOOLS - Corporation

Account Number: [REDACTED]



Account Overview *continued*

INCOME

TAXABLE	<i>Current Period</i>	<i>Year-to-Date</i>
Taxable Dividends	\$1,051.01	\$8,395.83
Taxable Interest	\$12,758.65	\$208,724.19
TOTAL TAXABLE	\$13,809.66	\$217,120.02
TOTAL INCOME	\$13,809.66	\$217,120.02

Taxable income is determined based on information available to NFS at the time the statement was prepared, and is subject to change. Final information on taxation of interest and dividends is available on Form 1099-Div, which is mailed in February of the subsequent year.

REALIZED GAIN (LOSS)	<i>Current Period</i>	<i>Year-to-Date</i>
Short Term Gain	\$0.00	\$3,750.00
Short Term Loss	\$0.00	\$0.00
Disallowed Short Term Loss	\$0.00	\$0.00
TOTAL SHORT TERM GAIN (LOSS)	\$0.00	\$3,750.00

Long Term Gain	\$584.00	\$12,170.00
Long Term Loss	\$0.00	\$0.00
Disallowed Long Term Loss	\$0.00	\$0.00
TOTAL LONG TERM GAIN (LOSS)	\$584.00	\$12,170.00

NFS-provided cost basis, realized gain (loss) and holding period information may not reflect all adjustments necessary for your tax reporting purposes. Please refer to Footnotes and Cost Basis Information at the end of this statement for more information.

Fifth Third Securities, Inc.

MN _CEBHRWCBBJVNDN_BBBBB 20191129

Account carried with National Financial Services LLC, Member
NYSE, SIPC

Statement for the Period November 1, 2019 to November 30, 2019

MEDINA CITY SCHOOLS - Corporation

Account Number: [REDACTED]



Account Overview *continued*

MESSAGES AND ALERTS

Customers wishing to learn more about their investment professional can contact the FINRA BrokerCheck Hotline Number at 1-800-289-9999 or visit the FINRA Regulation website www.finra.org. Customers can also obtain an investor brochure that includes information describing the FINRA BrokerCheck program by contacting Brokerage Operations 1-888-889-1025.

Statement for the Period November 1, 2019 to November 30, 2019

MEDINA CITY SCHOOLS - Corporation

Account Number: [REDACTED]



Holdings

NFS-provided cost basis, realized gain (loss) and holding period information may not reflect all adjustments necessary for tax purposes. Please refer to Footnotes and Cost Basis Information at the end of this statement for more information.

For additional information regarding your holdings, please refer to the footnotes at the end of the statement.

CASH AND CASH EQUIVALENTS - 8.80% of Total Account Value

Description	Symbol/Cusip Account Type	Quantity	Price on 11/30/19	Current Market Value	Estimated Annual Income
Money Markets					
FEDERATED TREASURY OBLIGATIONS IS 7 DAY YIELD 1.53%	TOIXX CASH	897,177.81	\$1.00	\$897,177.81	
Dividend Option Cash					
Capital Gain Option Cash					
Total Cash and Cash Equivalents				\$897,177.81	

Statement for the Period November 1, 2019 to November 30, 2019

MEDINA CITY SCHOOLS - Corporation

Account Number: [REDACTED]



HOLDINGS > FIXED INCOME - 91.20% of Total Account Value

ALERT: You have a fixed income position due to mature within the next 90 days.

For an explanation of fixed income pricing, please see the last page. Redemption schedule(s), bond rating(s), and other information are provided where available. If information does not appear regarding a particular investment, it is not available. The ratings on this statement are provided by Standard & Poor's and/or Moody's to rate the quality based on the respective rating agency's assessment. Ratings information from Standard & Poor's ("S&P") may not be reproduced. S&P credit ratings are statements of opinion and are not statements of fact or recommendations to purchase, hold, or sell securities, nor do they address the suitability of securities for investment purposes, and should not be relied on as investment advice. S&P does not guarantee the accuracy, completeness, timeliness or availability of any information, including ratings, and is not responsible for errors or omissions (negligent or otherwise). S&P gives no express or implied warranties, including but not limited to any warranties of merchantability or fitness for a particular purpose or use. S&P shall not be liable for any direct, indirect, incidental, exemplary, compensatory, punitive, special or consequential damages, costs, expenses, legal fees, or losses (including lost income or profits and opportunity costs) in connection with any use of ratings.

Description	Symbol/Cusip Account Type	Quantity	Estimated Price on 11/30/19	Estimated Current Market Value	Estimated Annual Income	Original/Adjusted Cost Basis	Unrealized Gain (Loss)
CDs							
Certificates of Deposit (CDs), including Market Indexed CDs and Market Linked CDs (collectively, MCDs) are generally shown at estimated market prices based upon a matrix or model pricing method that may not represent the actual price if sold prior to maturity. However, CDs and MCDs may be shown at face value for up to seven calendar days from date of issue if estimated market prices have not been received from a third party pricing vendor. The actual value of CDs and MCDs may be different from their purchase price. CDs and MCDs are subject to interest rate risk. The estimated market price reflected for MCDs may not be based on the actual closing value of the linked market index on the final maturity date and the market value of MCDs may not correspond directly to increases or decreases in the underlying linked market index. You may sell CDs or MCDs in the secondary market subject to market conditions. The secondary market for CDs and MCDs is generally illiquid. If sold prior to maturity, the value of MCDs may be less than the purchase amount or face value. The sale or redemption of any fixed income security prior to maturity may result in a substantial gain or loss, and an early withdrawal penalty may apply. Certain MCDs may only be redeemed on pre-specified liquidation dates and may have call features that allow the issuer to call the MCD prior to maturity. Certain Step Rate CDs are also subject to reinvestment risk if call provisions are exercised by the issuer and if a CD with a comparable rate is not available.							
See sales materials or contact your broker/dealer for additional information.							
YADKIN VY BK & TR CO ELKIN N C CD 1.50000% 01/24/2020 FDIC INSURED CPN PMT MONTHLY Next Interest Payable: 12/25/19 Estimated Yield 1.50% Accrued Interest \$61.64 Average Unit Cost \$1.00 Adjusted Cost Basis	984308ET9 CASH	250,000	\$0.99991	\$249,977.50	\$3,750.00	\$250,000.00	
						\$250,000.00	D (\$22.50)
WORLDS FOREMOST BK SYDNEY NEB CD 1.75000% 01/27/2020 FDIC INSURED CPN PMT MONTHLY Next Interest Payable: 12/26/19 Estimated Yield 1.74% Accrued Interest \$47.95 Average Unit Cost \$1.00 Adjusted Cost Basis	981571CX8 CASH	200,000	\$1.0003	\$200,060.00	\$3,500.00	\$200,000.00	
						\$200,000.00	D \$60.00
WELLS FARGO BANK NATL ASSN CD 1.75000% 02/03/2020 FDIC INSURED CPN PMT MONTHLY Next Interest Payable: 12/01/19	949763EG7 CASH	250,000	\$1.00032	\$250,080.00	\$4,375.00	\$250,000.00	

Fifth Third Securities, Inc.

Account carried with National Financial Services LLC, Member
NYSE, SIPC

MN_CEBHRSWCBBJVNDN_BBBBB 20191129

Page 6 of 22

Statement for the Period November 1, 2019 to November 30, 2019

MEDINA CITY SCHOOLS - Corporation
Account Number: [REDACTED]



HOLDINGS > FIXED INCOME *continued*

Description	Symbol/Cusip Account Type	Quantity	Estimated Price on 11/30/19	Estimated Current Market Value	Estimated Annual Income	Original/Adjusted Cost Basis	Unrealized Gain (Loss)
WELLS FARGO BANK NATL ASSN CD 1.75000%	949763EG7	continued					
Estimated Yield 1.74%							
Accrued Interest \$359.59							
Average Unit Cost \$1.00							
Adjusted Cost Basis						\$250,000.00 D	\$80.00
TIAA FSB JACKSONVILLE FLA 1.95000%	87270LAW3	247,000	\$1.00362	\$247,894.14	\$4,816.50	\$247,000.00	
11/23/2020 CD FDIC INSURED	CASH						
CPN PMT SEMI-ANNUAL							
ON MAY 21, NOV 21							
Next Interest Payable: 05/21/20							
Estimated Yield 1.94%							
Accrued Interest \$131.96							
Average Unit Cost \$1.00							
Adjusted Cost Basis						\$247,000.00 D	\$894.14
ALLY BK MIDVALE UTAH CD 2.50000%	02007GAU7	245,000	\$1.01046	\$247,562.70	\$6,125.00	\$245,000.00	
02/01/2021 FDIC INSURED	CASH						
CPN PMT SEMI-ANNUAL							
ON AUG 01, FEB 01							
Next Interest Payable: 02/01/20							
Estimated Yield 2.47%							
Accrued Interest \$2047.26							
Average Unit Cost \$1.00							
Adjusted Cost Basis						\$245,000.00 D	\$2,562.70
PRIME ALLIANCE BK UTAH CD 2.30000%	74160NFW5	245,000	\$1.00881	\$247,158.45	\$5,635.00	\$245,000.00	
03/15/2021 FDIC INSURED	CASH						
CPN PMT MONTHLY							
Next Interest Payable: 12/13/19							
Estimated Yield 2.28%							
Accrued Interest \$277.89							
Average Unit Cost \$1.00							
Adjusted Cost Basis						\$245,000.00 D	\$2,158.45
CAPITAL ONE BK USA NATL ASSN CD 2.25000%	1404202B5	245,000	\$1.00433	\$246,060.85	\$5,512.50	\$243,858.30	
04/19/2021 FDIC INSURED	CASH						
CPN PMT SEMI-ANNUAL							
ON OCT 19, APR 19							
Next Interest Payable: 04/19/20							
Estimated Yield 2.24%							
Accrued Interest \$649.42							

Fifth Third Securities, Inc.

Account carried with National Financial Services LLC, Member
NYSE, SIPC

MN_CEBHRSWCBBJVNDN_BBBBB 20191129

Statement for the Period November 1, 2019 to November 30, 2019

MEDINA CITY SCHOOLS - Corporation

Account Number: [REDACTED]



HOLDINGS > FIXED INCOME *continued*

Description	Symbol/Cusip Account Type	Quantity	Estimated Price on 11/30/19	Estimated Current Market Value	Estimated Annual Income	Original/Adjusted Cost Basis	Unrealized Gain (Loss)
CAPITAL ONE BK USA NATL ASSN CD 2.25000%	1404202B5	<i>continued</i>					
Average Unit Cost \$1.00							
Adjusted Cost Basis						\$243,858.30 D	\$2,202.55
THIRD FED SVGS & LN ASSN OF CD 2.50000%	88413QBZ0	245,000	\$1.01274	\$248,121.30	\$6,125.00	\$245,000.00	
05/28/2021 FDIC INSURED	CASH						
CPN PMT SEMI-ANNUAL							
ON AUG 28, FEB 28							
Next Interest Payable: 02/28/20							
Estimated Yield 2.46%							
Accrued Interest \$1594.18							
Average Unit Cost \$1.00							
Adjusted Cost Basis						\$245,000.00 D	\$3,121.30
KS STATEBANK MANHATTAN KS CD 2.50000%	50116CBX6	245,000	\$1.0132	\$248,234.00	\$6,125.00	\$245,000.00	
06/21/2021 FDIC INSURED	CASH						
CPN PMT MONTHLY							
Next Interest Payable: 12/21/19							
Estimated Yield 2.46%							
Accrued Interest \$167.81							
Average Unit Cost \$1.00							
Adjusted Cost Basis						\$245,000.00 D	\$3,234.00
FIRST CHOICE BK CERRITOS CALIF CD	319461BJ7	250,000	\$1.00057	\$250,142.50	\$5,625.00	\$250,000.00	
2.25000% 06/30/2021 FDIC INSURED	CASH						
CPN PMT MONTHLY							
Next Interest Payable: 12/30/19							
CALLABLE ON 11/30/2019 @ 100.0000							
STEP COUPON							
RESET FREQUENCY TERM MODE							
NEXT RESET 06/29/2020 @ 2.50000							
Estimated Yield 2.24%							
Average Unit Cost \$1.00							
Adjusted Cost Basis						\$250,000.00 D	\$142.50
NORTHPOINTE BK GRAND RAPIDS MI CD	666613GN8	245,000	\$1.01452	\$248,557.40	\$6,247.50	\$245,000.00	
2.55000% 07/19/2021 FDIC INSURED	CASH						
CPN PMT MONTHLY							
Next Interest Payable: 12/19/19							
Estimated Yield 2.51%							
Accrued Interest \$205.40							
Average Unit Cost \$1.00							

Fifth Third Securities, Inc.

Account carried with National Financial Services LLC, Member
NYSE, SIPC

MN _CEBHRSWCBBJVNDN_BBBB 20191129

Statement for the Period November 1, 2019 to November 30, 2019

MEDINA CITY SCHOOLS - Corporation
Account Number: [REDACTED]



HOLDINGS > FIXED INCOME *continued*

Description	Symbol/Cusip Account Type	Quantity	Estimated Price on 11/30/19	Estimated Current Market Value	Estimated Annual Income	Original/Adjusted Cost Basis	Unrealized Gain (Loss)
NORTHPOINTE BK GRAND RAPIDS MI CD Adjusted Cost Basis	666613GN8	<i>continued</i>				\$245,000.00 D	\$3,557.40
SECURITY FED BK AIKEN S C CD 2.40000% 08/09/2021 FDIC INSURED CPN PMT MONTHLY Next Interest Payable: 12/07/19 CALLABLE ON 02/07/2020 @ 100.0000 Estimated Yield 2.39% Accrued Interest \$386.63 Average Unit Cost \$1.00 Adjusted Cost Basis	81423LCE0 CASH	245,000	\$1.00159	\$245,389.55	\$5,880.00	\$245,000.00	
						\$245,000.00 D	\$389.55
CELTIC BK SALT LAKE CITY UTAH CD 2.85000% 08/24/2021 FDIC INSURED CPN PMT MONTHLY Next Interest Payable: 12/24/19 Estimated Yield 2.79% Accrued Interest \$133.91 Average Unit Cost \$1.00 Adjusted Cost Basis	15118RPT8 CASH	245,000	\$1.0203	\$249,973.50	\$6,982.50	\$245,000.00	
						\$245,000.00 D	\$4,973.50
FIRSTTRUST SVGS BK PA CD 2.55000% 09/13/2021 FDIC INSURED CPN PMT MONTHLY Next Interest Payable: 12/12/19 Estimated Yield 2.51% Accrued Interest \$325.21 Average Unit Cost \$1.00 Adjusted Cost Basis	337630BJ5 CASH	245,000	\$1.01552	\$248,802.40	\$6,247.50	\$245,000.00	
						\$245,000.00 D	\$3,802.40
MEDALLION BK UTAH CD 2.45000% 02/16/2022 FDIC INSURED CPN PMT MONTHLY Next Interest Payable: 12/16/19 Estimated Yield 2.41% Accrued Interest \$246.68 Average Unit Cost \$1.00 Adjusted Cost Basis	58404DBD2 CASH	245,000	\$1.01584	\$248,880.80	\$6,002.50	\$245,000.00	
						\$245,000.00 D	\$3,880.80
NORTHFIELD BK STATEN ISLAND NY CD 2.45000% 02/22/2022 FDIC INSURED	66612ACG1 CASH	245,000	\$1.01588	\$248,890.60	\$6,002.50	\$245,000.00	

Fifth Third Securities, Inc.

Account carried with National Financial Services LLC, Member
NYSE, SIPC

Statement for the Period November 1, 2019 to November 30, 2019

MEDINA CITY SCHOOLS - Corporation
Account Number: [REDACTED]



HOLDINGS > FIXED INCOME *continued*

Description	Symbol/Cusip Account Type	Quantity	Estimated Price on 11/30/19	Estimated Current Market Value	Estimated Annual Income	Original/Adjusted Cost Basis	Unrealized Gain (Loss)
NORTHFIELD BK STATEN ISLAND NY CD CPN PMT SEMI-ANNUAL ON AUG 21, FEB 21 Next Interest Payable: 02/21/20 Estimated Yield 2.41% Accrued Interest \$1677.41 Average Unit Cost \$1.00 Adjusted Cost Basis	66612ACG1	<i>continued</i>				\$245,000.00 D	\$3,890.60
SB ONE BK FRANKLIN NEW JERSEY CD 2.00000% 02/28/2022 FDIC INSURED CPN PMT SEMI-ANNUAL ON FEB 28, AUG 28 1ST CPN DTE 02/28/2020 Next Interest Payable: 02/28/20 Estimated Yield 1.99% Accrued Interest \$1275.34 Average Unit Cost \$1.00 Adjusted Cost Basis	78414TBD3 CASH	245,000	\$1.00088	\$245,215.60	\$4,900.00	\$245,000.00 D	\$215.60
PENN CMNTY BK PERKASIE PA CD 2.35000% 06/21/2022 FDIC INSURED CPN PMT SEMI-ANNUAL ON DEC 21, JUN 21 1ST CPN DTE 12/21/2019 Next Interest Payable: 12/21/19 CALLABLE ON 12/21/2019 @ 100.0000 Estimated Yield 2.34% Accrued Interest \$2518.68 Average Unit Cost \$1.00 Adjusted Cost Basis	707312AN4 CASH	240,000	\$1.00028	\$240,067.20	\$5,640.00	\$240,000.00 D	\$67.20
BANKERS BK KANS NA CD 2.35000% 06/28/2022 FDIC INSURED CPN PMT MONTHLY Next Interest Payable: 12/28/19 CALLABLE ON 12/28/2019 @ 100.0000 Estimated Yield 2.34% Accrued Interest \$46.36 Average Unit Cost \$1.00 Adjusted Cost Basis	06610PCA9 CASH	240,000	\$1.00063	\$240,151.20	\$5,640.00	\$240,000.00 D	\$151.20

Fifth Third Securities, Inc.

Account carried with National Financial Services LLC, Member
NYSE, SIPC

Statement for the Period November 1, 2019 to November 30, 2019

MEDINA CITY SCHOOLS - Corporation

Account Number: [REDACTED]



**Fifth Third
Securities**

HOLDINGS > FIXED INCOME *continued*

Description	Symbol/Cusip Account Type	Quantity	Estimated Price on 11/30/19	Estimated Current Market Value	Estimated Annual Income	Original/Adjusted Cost Basis	Unrealized Gain (Loss)
JPMORGAN CHASE BK CD 2.00000% 08/16/2022 FDIC INSURED CPN PMT SEMI-ANNUAL ON FEB 16, AUG 16 Next Interest Payable: 02/16/20 CALLABLE ON 02/16/2020 @ 100.0000 STEP COUPON RESET FREQUENCY TERM MODE NEXT RESET 08/16/2021 @ 4.00000 Estimated Yield 1.99% Accrued Interest \$1440.44 Average Unit Cost \$1.00 Adjusted Cost Basis	48126YDE0 CASH	248,000	\$1.00075	\$248,186.00	\$4,960.00	\$248,000.00	
						\$248,000.00 D	\$186.00
FIRST KEYSTONE CMNTY BK BERWIC CD 1.90000% 10/23/2023 FDIC INSURED CPN PMT MONTHLY Next Interest Payable: 12/23/19 CALLABLE ON 01/23/2020 @ 100.0000 Estimated Yield 1.89% Accrued Interest \$102.03 Average Unit Cost \$1.00 Adjusted Cost Basis	32065RAF2 CASH	245,000	\$1.0005	\$245,122.50	\$4,655.00	\$245,000.00	
						\$245,000.00 D	\$122.50
CFBANK FAIRLAWN OHIO CD 2.80000% 03/15/2024 FDIC INSURED CPN PMT MONTHLY Next Interest Payable: 12/15/19 Estimated Yield 2.69% Accrued Interest \$288.44 Average Unit Cost \$1.00 Adjusted Cost Basis	15721UCY3 CASH	235,000	\$1.03931	\$244,237.85	\$6,580.00	\$235,000.00	
						\$235,000.00 D	\$9,237.85
FIRST & FMRS BK PORTLAND ND CD 2.40000% 05/30/2024 FDIC INSURED CPN PMT MONTHLY Next Interest Payable: 12/30/19 Estimated Yield 2.34% Accrued Interest \$16.11 Average Unit Cost \$1.00 Adjusted Cost Basis	31860PAL2 CASH	245,000	\$1.02241	\$250,490.45	\$5,880.00	\$245,000.00	
						\$245,000.00 D	\$5,490.45

Fifth Third Securities, Inc.

Account carried with National Financial Services LLC, Member
NYSE, SIPC

MN_CEBHRSWCBBJVNDN_BBBBB 20191129

Statement for the Period November 1, 2019 to November 30, 2019

MEDINA CITY SCHOOLS - Corporation

Account Number: [REDACTED]



**Fifth Third
Securities**

HOLDINGS > FIXED INCOME *continued*

Description	Symbol/Cusip Account Type	Quantity	Estimated Price on 11/30/19	Estimated Current Market Value	Estimated Annual Income	Original/Adjusted Cost Basis	Unrealized Gain (Loss)
STATE BK REESEVILLE WIS CD 2.25000% 06/28/2024 FDIC INSURED CPN PMT MONTHLY Next Interest Payable: 12/28/19 Estimated Yield 2.21% Accrued Interest \$44.38 Average Unit Cost \$1.00 Adjusted Cost Basis	856487AX1 CASH	240,000	\$1.01564	\$243,753.60	\$5,400.00	\$240,000.00	
						\$240,000.00 D	\$3,753.60
POPPY BK SANTA ROSA CALIF CD 1.95000% 08/21/2024 FDIC INSURED CPN PMT MONTHLY Next Interest Payable: 12/21/19 CALLABLE ON 08/21/2020 @ 100.0000 Estimated Yield 1.94% Accrued Interest \$130.89 Average Unit Cost \$1.00 Adjusted Cost Basis	73319FAA7 CASH	245,000	\$1.00155	\$245,379.75	\$4,777.50	\$245,000.00	
						\$245,000.00 D	\$379.75
RAYMOND JAMES BK NATL ASSN CD 2.00000% 08/23/2024 FDIC INSURED CPN PMT SEMI-ANNUAL ON FEB 23, AUG 23 1ST CPN DTE 02/23/2020 Next Interest Payable: 02/23/20 Estimated Yield 1.99% Accrued Interest \$1342.47 Average Unit Cost \$1.00 Adjusted Cost Basis	75472RAE1 CASH	245,000	\$1.00369	\$245,904.05	\$4,900.00	\$245,000.00	
						\$245,000.00 D	\$904.05
BANKGLOUCESTER CD 2.00000% 08/26/2024 FDIC INSURED CPN PMT SEMI-ANNUAL ON FEB 26, AUG 26 1ST CPN DTE 02/26/2020 Next Interest Payable: 02/26/20 Estimated Yield 1.99% Accrued Interest \$1302.19 Average Unit Cost \$1.00 Adjusted Cost Basis	06644RAC3 CASH	245,000	\$1.00084	\$245,205.80	\$4,900.00	\$245,000.00	
						\$245,000.00 D	\$205.80

Fifth Third Securities, Inc.

MN_CEBHRSWCBBJVNDN_BBBBB 20191129

Account carried with National Financial Services LLC, Member
NYSE, SIPC

Statement for the Period November 1, 2019 to November 30, 2019

MEDINA CITY SCHOOLS - Corporation

Account Number: [REDACTED]



HOLDINGS > FIXED INCOME *continued*

Description	Symbol/Cusip Account Type	Quantity	Estimated Price on 11/30/19	Estimated Current Market Value	Estimated Annual Income	Original/Adjusted Cost Basis	Unrealized Gain (Loss)
FIRST UTD BK & TR COMPANY CD 2.10000% 08/30/2024 FDIC INSURED CPN PMT MONTHLY Next Interest Payable: 12/30/19 CALLABLE ON 02/28/2020 @ 100.0000 Estimated Yield 2.09% Accrued Interest \$14.10 Average Unit Cost \$1.00 Adjusted Cost Basis	33742CAM9 CASH	245,000	\$1.00139	\$245,340.55	\$5,145.00	\$245,000.00	
						\$245,000.00 D	\$340.55
GRANT CNTY BK ULYSSES KANS CD 1.95000% 10/16/2024 FDIC INSURED CPN PMT MONTHLY Next Interest Payable: 12/16/19 CALLABLE ON 01/16/2020 @ 100.0000 Estimated Yield 1.94% Accrued Interest \$196.34 Average Unit Cost \$1.00 Adjusted Cost Basis	38762PCP5 CASH	245,000	\$1.00045	\$245,110.25	\$4,777.50	\$245,000.00	
						\$245,000.00 D	\$110.25
Total CDs		7,055,000		\$7,109,950.49	\$157,106.50	\$7,053,858.30	\$56,092.19
U.S. Treasury / Agency Securities							
FEDERAL HOME LN MTG CORP MTN 2.00000% 10/05/2022 MOODY'S Aaa /S&P AA+ CPN PMT QUARTERLY ON JAN 05, APR 05, JUL 05, OCT 05 Next Interest Payable: 01/05/20 CALLABLE ON 01/05/2020 @ 100.0000 STEP COUPON RESET FREQUENCY TERM MODE NEXT RESET 07/05/2020 @ 2.25000 Accrued Interest \$1527.78 Average Unit Cost \$98.81 Adjusted Cost Basis	3134GBP48 CASH	500,000	\$100.01	\$500,050.00	\$10,000.00	\$494,025.00	
Unrealized Market Discount Income	\$1,257.52 Q					\$494,025.00 D	\$6,025.00
FEDERAL FARM CR BKS BOND 1.94000% 04/17/2023 MOODY'S Aaa /S&P AA+	3133EK2W5 CASH	700,000	\$99.643	\$697,501.00	\$13,580.00	\$700,000.00	

Fifth Third Securities, Inc.

Account carried with National Financial Services LLC, Member
NYSE, SIPC

MN_CEBHRSWCBBJVNDN_BBBBB 20191129

Statement for the Period November 1, 2019 to November 30, 2019

MEDINA CITY SCHOOLS - Corporation
Account Number: [REDACTED]



HOLDINGS > FIXED INCOME *continued*

Description	Symbol/Cusip Account Type	Quantity	Estimated Price on 11/30/19	Estimated Current Market Value	Estimated Annual Income	Original/Adjusted Cost Basis	Unrealized Gain (Loss)
FEDERAL FARM CR BKS BOND 1.94000%	3133EK2W5	continued					
CPN PMT SEMI-ANNUAL ON APR 17, OCT 17 1ST CPN DTE 04/17/2020 Next Interest Payable: 04/17/20 CONTINUOUSLY CALLABLE FROM 04/17/2020 CALLABLE ON 04/17/2020 @ 100.0000 Accrued Interest \$1622.06 Average Unit Cost \$100.00 Adjusted Cost Basis						\$700,000.00 D	(\$2,499.00)
FEDL HOME LN MTG CRP MTN 2.00000%	3134GT7C1 CASH	1,000,000	\$99.517	\$995,170.00	\$20,000.00	\$1,000,000.00	
09/11/2024 MOODY'S Aaa CPN PMT SEMI-ANNUAL ON MAR 11, SEP 11 1ST CPN DTE 03/11/2020 Next Interest Payable: 03/11/20 CALLABLE ON 03/11/2020 @ 100.0000 Accrued Interest \$4388.89 Average Unit Cost \$100.00 Adjusted Cost Basis						\$1,000,000.00 D	(\$4,830.00)
Total U.S. Treasury / Agency Securities		2,200,000		\$2,192,721.00	\$43,580.00	\$2,194,025.00	(\$1,304.00)
Total Fixed Income		9,255,000		\$9,302,671.49	\$200,686.50	\$9,247,883.30	\$54,788.19
Total Securities				\$9,302,671.49	\$200,686.50	\$9,247,883.30	\$54,788.19
TOTAL PORTFOLIO VALUE				\$10,199,849.30	\$200,686.50	\$9,247,883.30	\$54,788.19

Fifth Third Securities, Inc.

MN_CEBHRSWCBBJVNDN_BBBBB 20191129

Account carried with National Financial Services LLC, Member
NYSE, SIPC

Statement for the Period November 1, 2019 to November 30, 2019

MEDINA CITY SCHOOLS - Corporation
Account Number: [REDACTED]



Activity

NFS-provided cost basis, realized gain (loss) and holding period information may not reflect all adjustments necessary for tax purposes. Please refer to Footnotes and Cost Basis Information at the end of this statement for more information.

PURCHASES, SALES, AND REDEMPTIONS

Settlement Date	Account Type	Transaction	Description	Quantity	Amount	Total Cost Basis	Realized Gain (Loss)
Redemptions							
11/07/19	CASH	REDEEMED	FEDERAL HOME LOAN BANKS BOND 2.15000% 08/07/2020 FULL CALL PAYOUT #REOR R0061872530000 LT Gain \$584.00 Adjusted Cost Basis	(400,000)	\$400,000.00	\$399,416.00	
						\$399,416.00	D \$584.00
11/08/19	CASH	REDEEMED	SUMMIT CMNTY BK MOOREFIELD WV CD 1.45000% 11/08/2019 REDEMPTION PAYOUT #REOR R0061806420000 Adjusted Cost Basis	(250,000)	\$250,000.00	\$250,000.00	
						\$250,000.00	D
11/26/19	CASH	REDEEMED	CRESCOM BK MYRTLE BEACH S C CD 2.55000% 06/26/2024 FULL CALL PAYOUT #REOR R0061939530000 Adjusted Cost Basis	(240,000)	\$240,000.00	\$240,000.00	
						\$240,000.00	D
Total Redemptions					\$890,000.00		

ACTIVITY > CORE FUND ACTIVITY

For more information about the operation of your core account, please refer to your Customer Agreement.

Settlement Date	Account Type	Transaction	Description	Quantity	Amount
11/01/19	CASH	YOU BOUGHT	FEDERATED TREASURY OBLIGATIONS IS @ 1	1,422.59	(\$1,422.59)
11/07/19	CASH	YOU BOUGHT	FEDERATED TREASURY OBLIGATIONS IS @ 1	402,649.4	(\$402,649.40)
11/08/19	CASH	YOU BOUGHT	FEDERATED TREASURY OBLIGATIONS IS @ 1	250,307.88	(\$250,307.88)

Fifth Third Securities, Inc.

MN_CEBHRSWCBBJVNDN_BBBB 20191129

Account carried with National Financial Services LLC, Member
NYSE, SIPC

Statement for the Period November 1, 2019 to November 30, 2019

MEDINA CITY SCHOOLS - Corporation

Account Number: [REDACTED]



ACTIVITY > CORE FUND ACTIVITY *continued*

Settlement Date	Account Type	Transaction	Description	Quantity	Amount
11/12/19	CASH	YOU BOUGHT	FEDERATED TREASURY OBLIGATIONS IS @ 1	530.61	(\$530.61)
11/13/19	CASH	YOU BOUGHT	FEDERATED TREASURY OBLIGATIONS IS @ 1	478.59	(\$478.59)
11/15/19	CASH	YOU BOUGHT	FEDERATED TREASURY OBLIGATIONS IS @ 1	558.85	(\$558.85)
11/18/19	CASH	YOU BOUGHT	FEDERATED TREASURY OBLIGATIONS IS @ 1	915.56	(\$915.56)
11/19/19	CASH	YOU BOUGHT	FEDERATED TREASURY OBLIGATIONS IS @ 1	530.61	(\$530.61)
11/21/19	CASH	YOU BOUGHT	FEDERATED TREASURY OBLIGATIONS IS @ 1	3,354.01	(\$3,354.01)
11/25/19	CASH	YOU BOUGHT	FEDERATED TREASURY OBLIGATIONS IS @ 1	1,306.88	(\$1,306.88)
11/26/19	CASH	YOU BOUGHT	FEDERATED TREASURY OBLIGATIONS IS @ 1	240,817.04	(\$240,817.04)
11/29/19	CASH	YOU SOLD	FEDERATED TREASURY OBLIGATIONS IS @ 1	(12,872.02)	\$12,872.02
TOTAL CORE FUND ACTIVITY					(\$890,000.00)

ACTIVITY > ADDITIONS AND WITHDRAWALS > OTHER ADDITIONS AND WITHDRAWALS

Date	Account Type	Transaction	Description	Quantity	Amount
Other Additions and Withdrawals					
11/29/19	CASH	WIRE TRANS TO BANK	WD59343843 THE HUNTINGTON NATIONAL BANK [REDACTED]		(\$13,809.66)

Fifth Third Securities, Inc.

MN _CEBHRSWCBBJVNDN_BBBBB 20191129

Account carried with National Financial Services LLC, Member NYSE, SIPC

Statement for the Period November 1, 2019 to November 30, 2019

MEDINA CITY SCHOOLS - Corporation

Account Number: [REDACTED]



**Fifth Third
Securities**

ACTIVITY> ADDITIONS AND WITHDRAWALS > OTHER ADDITIONS AND WITHDRAWALS

continued

Date	Account Type	Transaction	Description	Quantity	Amount
Total Other Additions and Withdrawals					(\$13,809.66)
TOTAL ADDITIONS AND WITHDRAWALS					(\$13,809.66)

ACTIVITY > INCOME > TAXABLE INCOME

Settlement Date	Account Type	Transaction	Description	Quantity	Amount
Taxable Dividends					
10/31/19	CASH	DIVIDEND RECEIVED	FEDERATED TREASURY OBLIGATIONS IS DIVIDEND RECEIVED		\$1,051.01
Total Taxable Dividends					\$1,051.01
Taxable Interest					
11/01/19	CASH	INTEREST	WELLS FARGO BANK NATL ASSN CD 1.75000% 02/03/2020		\$371.58
11/07/19	CASH	INTEREST	FEDERAL HOME LOAN BANKS BOND 2.15000% 08/07/2020		\$2,150.00
11/07/19	CASH	INTEREST	SECURITY FED BK AIKEN S C CD 2.40000% 08/09/2021		\$499.40
11/08/19	CASH	INTEREST	SUMMIT CMNTY BK MOOREFIELD WV CD 1.45000% 11/08/2019		\$307.88
11/12/19	CASH	INTEREST	FIRSTTRUST SVGS BK PA CD 2.55000% 09/13/2021		\$530.61
11/13/19	CASH	INTEREST	PRIME ALLIANCE BK UTAH CD 2.30000% 03/15/2021		\$478.59
11/15/19	CASH	INTEREST	CFBANK FAIRLAWN OHIO CD 2.80000% 03/15/2024		\$558.85
11/16/19	CASH	INTEREST	GRANT CNTY BK ULYSSES KANS CD 1.95000% 10/16/2024		\$405.76
11/16/19	CASH	INTEREST	MEDALLION BK UTAH CD 2.45000% 02/16/2022		\$509.80

Fifth Third Securities, Inc.

Account carried with National Financial Services LLC, Member NYSE, SIPC

MN_CEBHRSWCBBJVNDN_BBBBB 20191129

Statement for the Period November 1, 2019 to November 30, 2019

MEDINA CITY SCHOOLS - Corporation

Account Number: [REDACTED]



ACTIVITY> INCOME > TAXABLE INCOME *continued*

Settlement Date	Account Type	Transaction	Description	Quantity	Amount
11/19/19	CASH	INTEREST	NORTHPOINTE BK GRAND RAPIDS MI CD 2.55000% 07/19/2021		\$530.61
11/21/19	CASH	INTEREST	KS STATEBANK MANHATTAN KS CD 2.50000% 06/21/2021		\$520.21
11/21/19	CASH	INTEREST	POPPY BK SANTA ROSA CALIF CD 1.95000% 08/21/2024		\$405.76
11/21/19	CASH	INTEREST	TIAA FSB JACKSONVILLE FLA 1.95000% 11/23/2020 CD		\$2,428.04
11/23/19	CASH	INTEREST	FIRST KEYSTONE CMNTY BK BERWIC CD 1.90000% 10/23/2023		\$395.36
11/24/19	CASH	INTEREST	CELTIC BK SALT LAKE CITY UTAH CD 2.85000% 08/24/2021		\$593.03
11/25/19	CASH	INTEREST	YADKIN VY BK &TR CO ELKIN N C CD 1.50000% 01/24/2020		\$318.49
11/26/19	CASH	INTEREST	CRESCOM BK MYRTLE BEACH S C CD 2.55000% 06/26/2024		\$519.78
11/26/19	CASH	INTEREST	WORLDS FOREMOST BK SYDNEY NEB CD 1.75000% 01/27/2020		\$297.26
11/28/19	CASH	INTEREST	BANKERS BK KANS NA CD 2.35000% 06/28/2022		\$479.01
11/28/19	CASH	INTEREST	STATE BK REESEVILLE WIS CD 2.25000% 06/28/2024		\$458.63
Total Taxable Interest					\$12,758.65
Total Taxable Income					\$13,809.66
TOTAL INCOME					\$13,809.66

Fifth Third Securities, Inc.

MN_CEBHRSWCBBJVNDN_BBBBB 20191129

Account carried with National Financial Services LLC, Member NYSE, SIPC

Brokerage

Account Statement

November 1, 2019 - November 30, 2019

Account Number: [REDACTED]

MEDINA CITY SCHOOLS
739 WEYMOUTH RD
MEDINA OH 44256-2037

Portfolio at a Glance

	This Period
BEGINNING ACCOUNT VALUE	\$15,175,588.83
Deposits (Cash & Securities)	496,000.00
Withdrawals (Cash & Securities)	-766,022.88
Dividends, Interest and Other Income	29,071.19
Net Change in Portfolio¹	706.36
ENDING ACCOUNT VALUE	\$14,935,343.50
Estimated Annual Income	\$361,458.50

¹ Net Change in Portfolio is the difference between the ending account value and beginning account value after activity.

Asset Summary

Percent	Asset Type	Last Period	This Period
1%	Cash, Money Funds, and Bank Deposits	40.00	5,088.31
99%	Fixed Income	15,175,548.83	14,930,255.19
100%	Account Total	\$15,175,588.83	\$14,935,343.50

Please review your allocation periodically with your Account Executive.

Client Service Information

Your Account Executive: ATT
ANDREW CARDINALI**Contact Information**
E-Mail Address:
customerservice@mbssecurities.com**Client Service Information**
Service Hours: Weekdays 09:00 a.m. - 05:00 p.m. (EST)
Client Service Telephone Number: (800) 967-9045
Web Site: WWW.MBSSECURITIES.COM

Your Account Information

INVESTMENT OBJECTIVE

Investment Objective: NONE SPECIFIED

Please discuss your investment objective with your Account Executive.

TAX LOT DEFAULT DISPOSITION METHOD

Default Method for Mutual Funds: First In First Out

Default Method for Stocks in a Dividend Reinvestment Plan: First In First Out

Default Method for all Other Securities: First In First Out

BOND AMORTIZATION ELECTIONS

Amortize premium on taxable bonds based on Constant Yield Method: Yes

Accrual market discount method for all other bond types: Constant Yield Method

Include market discount in income annually: No

ELECTRONIC DELIVERY

Your electronic delivery selections for account communications are listed below:

Electronic Delivery

Enrollment	Communication
<input checked="" type="checkbox"/>	Statements and Reports
<input checked="" type="checkbox"/>	Trade Confirmations
<input checked="" type="checkbox"/>	Tax Documents
<input checked="" type="checkbox"/>	Notifications
<input checked="" type="checkbox"/>	Prospectus
<input checked="" type="checkbox"/>	Proxy/Shareholder Communications

You have not enrolled any of the above documents for electronic delivery. Please log in to your account or contact your Account Executive to make any changes to your electronic delivery preferences.

Income and Expense Summary

	Current Period		Year-to-Date	
	Taxable	Non Taxable	Taxable	Non Taxable
Interest Income				
Other Interest	29,071.19	0.00	347,481.03	0.00
Total Dividends, Interest, Income and Expenses	\$29,071.19	\$0.00	\$347,481.03	\$0.00

Accrued Interest Summary

	Current Period		Year-to-Date	
	Taxable	Non Taxable	Taxable	Non Taxable
Accrued Interest Paid				
Other	0.00	0.00	-178.94	0.00
Total Accrued Interest Paid	\$0.00	\$0.00	-\$178.94	\$0.00



November 1, 2019 - November 30, 2019
MEDINA CITY SCHOOLS

Portfolio Holdings

Description	Quantity	Opening Balance	Closing Balance	Accrued Income	30-Day Yield
CASH, MONEY FUNDS AND BANK DEPOSITS 1.00% of Portfolio					
Cash Balance		40.00	5,088.31		
TOTAL CASH, MONEY FUNDS AND BANK DEPOSITS		\$40.00	\$5,088.31	\$0.00	

Description	Quantity	Market Price	Market Value	Accrued Interest	Estimated Annual Income	Estimated Yield
FIXED INCOME 99.00% of Portfolio (In Maturity Date Sequence)						
Certificates of Deposit						
*PINNACLE BK NASHVILLE TENN CTF DEP ACT/365 MONTHLY 2.550% 12/16/19 B/E DTD 06/15/18 ACT/365 Security Identifier: 72345SGZ8	248,000.000	100.0470	248,116.56	259.89	6,324.00	2.54%
NATIONWIDE BK COLUMBUS OHIO CTF DEP ACT/365 MONTHLY 1.850% 02/28/20 B/E DTD 11/30/17 ACT/365 Security Identifier: 63861NAK1	248,000.000	100.0630	248,156.24	0.00	4,588.00	1.84%
LIVE OAK BKG CO WILMINGTON N C CTF DEP ACT/365 2.400% 03/09/20 B/E DTD 03/09/18 ACT/365 Security Identifier: 538036DK7	248,000.000	100.2230	248,553.04	472.90	5,952.00	2.39%
STATE BK INDIA LOS ANGELES CALIF CTF DEP ACT/365 SEMI-ANNUALLY 2.500% 03/20/20 B/E DTD 03/21/18 Security Identifier: 85628YBG2	246,000.000	100.2770	246,681.42	1,179.45	6,150.00	2.49%
STIFEL BK & TR ST LOUIS MO CTF DEP ACT/365 2.550% 03/30/20 B/E DTD 03/29/18 ACT/365 Security Identifier: 86063QAD7	248,000.000	100.3190	248,791.12	17.33	6,324.00	2.54%
WEBBANK SALT LAKE CITY UTAH CTF DEP ACT/365 MONTHLY 1.850% 03/30/20 B/E DTD 09/28/17 ACT/365 Security Identifier: 947547JQ9	248,000.000	100.0240	248,059.52	25.14	4,588.00	1.84%
ISRAEL DISC BK NEW YORK N Y CTF DEP ACT/365 SEMI-ANNUALLY 2.700% 05/04/20 DTD 05/04/18 Security Identifier: 465076KG1	246,000.000	100.4730	247,163.58	473.13	6,642.00	2.68%
MERCANTILE BK MICH GRAND RAPIDS CTF DEP ACT/365 SEMI-ANNUALLY 2.750% 06/01/20 B/E DTD 06/01/18 Security Identifier: 58740XZM5	246,000.000	100.5730	247,409.58	3,373.23	6,765.00	2.73%
ALLEGIANCE BK HOUSTON TEX CTF DEP ACT/365 SEMI-ANNUALLY 2.800% 06/15/20 B/E DTD 06/13/18 Security Identifier: 01748DBC9	246,000.000	100.6460	247,589.16	3,208.11	6,888.00	2.78%

Portfolio Holdings (continued)

Description	Quantity	Market Price	Market Value	Accrued Interest	Estimated Annual Income	Estimated Yield
FIXED INCOME (continued)						
Certificates of Deposit (continued)						
ENTERPRISE BK & TR CLAYTON MO CTF DEP ACT/365 2.800% 06/22/20 B/E DTD 06/22/18 ACT/365 Security Identifier: 29367SHX5	248,000.000	100.6720	249,666.56	152.20	6,944.00	2.78%
FIRST FINL BK CINCINNATI OH CTF DEP ACT/365 SEMI-ANNUALLY 2.900% 06/26/20 B/E DTD 12/26/18 Security Identifier: 32021SFP6	246,000.000	100.7400	247,820.40	3,068.60	7,134.00	2.87%
FIRST REP BK SAN FRANCISCO CALIF NEW CTF DEP ACT/365 2.750% 07/27/20 B/E DTD 07/27/18 ACT/365 Security Identifier: 33616CAZ3	246,000.000	100.7600	247,869.60	2,335.32	6,765.00	2.72%
MORGAN STANLEY BK N A SALT LAKE CITY UTAH CTF DEP ACT/365 SEMI-ANNUALLY 2.750% 08/03/20 B/E DTD 08/02/18 Security Identifier: 61747M4K4	248,000.000	100.7840	249,944.32	2,242.19	6,820.00	2.72%
BANK AMER NA CHARLOTTE NC CTF DEP ACT/365 SEMI-ANNUALLY 2.750% 08/17/20 DTD 08/15/18 Security Identifier: 06051VB70	246,000.000	100.8310	248,044.26	1,983.16	6,765.00	2.72%
ORIENTAL BK BROKERED INSTL CTF DEP ACT/365 2.800% 09/14/20 B/E DTD 09/12/18 ACT/365 Security Identifier: 68621KCC3	246,000.000	100.9560	248,351.76	1,490.83	6,888.00	2.77%
CONNECTONE BK ENGLEWOOD CLIFFS N J CTF DEP ACT/365 MONTHLY 2.800% 09/18/20 B/E DTD 09/19/18 Security Identifier: 20786ACJ2	248,000.000	100.9740	250,415.52	209.27	6,944.00	2.77%
BARCLAYS BK DEL RETAIL CTF DEP 3A2 PROGRAM BOOK ENTRY INSTL CTF DEP 1.950% 09/21/20 B/E DTD 09/20/17 Security Identifier: 06740KKUO	247,000.000	100.2950	247,728.65	936.91	4,816.50	1.94%
MAIN STR BK BINGHAM FARMS MI CTF DEP ACT/365 2.900% 10/05/20 B/E DTD 10/04/18 ACT/365 Security Identifier: 56035BBN5	248,000.000	101.1120	250,757.76	512.31	7,192.00	2.86%
WEX BK MIDVALE UTAH CTF DEP ACT/365 SEMI-ANNUALLY 2.000% 10/19/20 B/E DTD 10/18/17 ACT/365 Security Identifier: 92937CGB8	247,000.000	100.3700	247,913.90	581.97	4,940.00	1.99%
GOLDMAN SACHS BK USA NEW YORK CTF DEP ACT/365 SEMI-ANNUALLY 2.050% 11/23/20 B/E DTD 11/22/17 Security Identifier: 38148PTD9	247,000.000	100.4600	248,136.20	110.98	5,063.50	2.04%
MERCANTIL BK NATL ASSN CORAL GABLES FLA CTF DEP ACT/365 MONTHLY 2.200% 12/29/20 B/E DTD 12/29/17 Security Identifier: 58733AES4	248,000.000	100.6570	249,629.36	14.95	5,456.00	2.18%
DISCOVER BK GEENWOOD DEL CTF DEP ACT/365 2.500% 02/01/21 B/E DTD 01/31/18 ACT/365 1ST CPN DTE 07/31/18 Security Identifier: 254673LX2	246,000.000	101.0460	248,573.16	2,055.62	6,150.00	2.47%



November 1, 2019 - November 30, 2019
MEDINA CITY SCHOOLS

Portfolio Holdings (continued)

Description	Quantity	Market Price	Market Value	Accrued Interest	Estimated Annual Income	Estimated Yield
FIXED INCOME (continued)						
Certificates of Deposit (continued)						
FIRST NATL BK MCGREGOR TEX CTF DEP ACT/365 MONTHLY 2.650% 02/01/21 B/E DTD 01/31/19 ACT/365 Security Identifier: 32112UCU3	245,000.000	101.2200	247,989.00	0.00	6,492.50	2.61%
CAPITAL BK N A ROCKVILLE MD CTF DEP ACT/365 2.600% 03/12/21 B/E DTD 03/13/19 ACT/365 Security Identifier: 139805AQ8	248,000.000	101.2520	251,104.96	300.32	6,448.00	2.56%
CITIBANK NATL ASSN SIOUX FALLS S D CTF DEP ACT/365 SEMI-ANNUALLY 2.700% 03/29/21 B/E DTD 03/29/18 Security Identifier: 17312QH77	246,000.000	101.4250	249,505.50	1,128.23	6,642.00	2.66%
SYNCHRONY BK RETAIL CTF DEP PROGRAM BOOK ENTRY FIDELITY INSTL CTF DEP 2.700% 04/13/21 B/E DTD 04/13/18 Security Identifier: 87165FUN2	246,000.000	101.4630	249,598.98	837.07	6,642.00	2.66%
TOWNEBANK PORTSMOUTH VA CTF DEP ACT/365 SEMI-ANNUALLY 2.800% 04/30/21 B/E DTD 04/30/18 ACT/365 Security Identifier: 89214PBL2	246,000.000	101.6460	250,049.16	585.01	6,888.00	2.75%
FEDERAL SVGS BK CHICAGO IL CTF DEP ACT/365 MONTHLY 2.500% 05/28/21 B/E DTD 05/30/19 ACT/365 Security Identifier: 313812DA4	248,000.000	101.2780	251,169.44	0.00	6,200.00	2.46%
CTBC BK CORP USA LOS ANGELES CALIF CTF DEP ACT/365 3.000% 06/15/21 B/E DTD 06/15/18 ACT/365 Security Identifier: 12651HAB5	246,000.000	102.0640	251,077.44	3,396.82	7,380.00	2.93%
HERITAGE BK HOPKINSVILLE KY CTF DEP ACT/365 MONTHLY 3.000% 06/21/21 B/E DTD 06/19/18 ACT/365 Security Identifier: 42724JEG6	248,000.000	102.0910	253,185.68	224.22	7,440.00	2.93%
FIRST BK HIGHLAND PK ILL CTF DEP ACT/365 SEMI-ANNUALLY 3.100% 06/29/21 B/E DTD 06/29/18 ACT/365 Security Identifier: 319141KT3	246,000.000	100.0990	246,243.54	3,217.55	7,626.00	3.09%
CHIPPEWA VY BK WINTER WIS CTF DEP ACT/365 MONTHLY 3.000% 07/06/21 B/E DTD 07/06/18 ACT/365 Security Identifier: 169894AP7	248,000.000	102.1380	253,302.24	489.21	7,440.00	2.93%
BMW BK NORTH AMER SALT LAKE CITY UTAH CTF DEP ACT/365 SEMI-ANNUALLY 3.000% 07/13/21 B/E DTD 07/13/18 Security Identifier: 05580ANK6	246,000.000	102.1550	251,301.30	2,830.68	7,380.00	2.93%

Portfolio Holdings (continued)

Description	Quantity	Market Price	Market Value	Accrued Interest	Estimated Annual Income	Estimated Yield
FIXED INCOME (continued)						
Certificates of Deposit (continued)						
MORGAN STANLEY PRIVATE BK NATL ASSN PUR N Y CTF DEP ACT/365 2.100% 08/09/21 B/E DTD 08/08/19 Security Identifier: 61760AS83	248,000.000	100.7370	249,827.76	1,626.61	5,208.00	2.08%
UNITED BANKERS BK BLOOMINGTON MINN CTF DEP ACT/365 MONTHLY 3.250% 12/20/21 B/E DTD 12/19/18 ACT/365 Security Identifier: 909557JA9	248,000.000	100.0920	248,228.16	242.90	8,060.00	3.24%
BANCO POPULAR NORTH AMER INSTL CTF DEP PROGRAM 2.150% 01/31/22 B/E DTD 07/31/19 ACT/365 Security Identifier: 05970EAQ7	248,000.000	100.0980	248,243.04	438.25	5,332.00	2.14%
MAIN STR BK CORP WHEELING WV CTF DEP ACT/365 2.950% 02/01/22 B/E DTD 02/01/19 ACT/365 Security Identifier: 56034WAS0	248,000.000	102.6340	254,532.32	581.27	7,316.00	2.87%
WASHINGTON SVGS BK LOWELL MA CTF DEP ACT/365 MONTHLY 2.750% 03/14/22 B/E DTD 03/14/19 ACT/365 Security Identifier: 939693AK3	248,000.000	100.3460	248,858.08	298.96	6,820.00	2.74%
BAR HBR BK & TR ME CTF DEP ACT/365 MONTHLY 2.700% 03/29/22 B/E DTD 03/29/19 ACT/365 Security Identifier: 066851WM4	248,000.000	100.3650	248,905.20	18.35	6,696.00	2.69%
SECURITY FIRST BK LINCOLN NEB CTF DEP ACT/365 2.500% 04/25/22 B/E DTD 04/24/19 ACT/365 Security Identifier: 81425PAY7	248,000.000	100.3620	248,897.76	628.49	6,200.00	2.49%
FRONTIER BK ROCK RAPIDS IOWA CTF DEP ACT/365 2.100% 07/19/22 B/E DTD 07/19/19 ACT/365 Security Identifier: 359067CZ6	248,000.000	100.0300	248,074.40	156.95	5,208.00	2.09%
FRANKLIN SYNERGY BK TENN CTF DEP ACT/365 MONTHLY 2.150% 07/29/22 B/E DTD 07/30/19 ACT/365 Security Identifier: 35471TFF7	248,000.000	100.0500	248,124.00	0.00	5,332.00	2.14%
CAPITAL ONE NATL ASSN MCLEAN VA CTF DEP 2.050% 08/15/22 B/E DTD 08/14/19 ACT/365 Security Identifier: 14042RMX6	248,000.000	100.7050	249,748.40	1,504.31	5,084.00	2.03%
SALLIE MAE BK SALT LAKE CITY UT CTF DEP ACT/365 SEMI-ANNUALLY 2.650% 01/31/23 B/E DTD 01/31/18 Security Identifier: 795450J71	246,000.000	102.5610	252,300.06	2,178.95	6,519.00	2.58%
CALPRIVATE BK LA JOLLA CALIF CTF DEP ACT/365 2.200% 08/16/23 B/E DTD 08/16/19 ACT/365 Security Identifier: 13135NAG5	248,000.000	100.1380	248,342.24	209.27	5,456.00	2.19%
MERIDAN BK PAOLI PA CTF DEP ACT/365 2.000% 10/30/23 B/E DTD 10/28/19 ACT/365 CALLABLE 01/28/20 Security Identifier: 58958PGK4	248,000.000	100.0700	248,173.60	27.18	4,960.00	1.99%



November 1, 2019 - November 30, 2019
MEDINA CITY SCHOOLS

Portfolio Holdings (continued)

Description	Quantity	Market Price	Market Value	Accrued Interest	Estimated Annual Income	Estimated Yield
FIXED INCOME (continued)						
Certificates of Deposit (continued)						
SILVERGATE BK LA JOLLA CALIF CTF DEP 2.000% 11/15/23 B/E DTD 11/15/19 ACT/365 CALLABLE 02/15/20 Security Identifier: 828373HL7	248,000.000	100.0910	248,225.68	203.84	4,960.00	1.99%
STATE BK INDIA CHICAGO ILL CTF DEP ACT/365 2.650% 07/12/24 B/E DTD 07/12/19 ACT/365 Security Identifier: 856283J64	246,000.000	100.1030	246,253.38	2,518.30	6,519.00	2.64%
BMO HARRIS BK NATL ASSN CHICAGO ILL CTF DEP 2.000% 08/14/24 B/E DTD 08/14/19 ACT/365 Security Identifier: 05581WZ24	245,000.000	100.0820	245,200.90	214.79	4,900.00	1.99%
COMMERCE BK GENEVA MINN CTF DEP 1.900% 09/03/24 B/E DTD 09/03/19 ACT/365 CALLABLE 10/03/20 Security Identifier: 20056QSB0	248,000.000	99.8980	247,747.04	748.76	4,712.00	1.90%
INTERAUDI BK NEW YORK NY CTF DEP ACT/365 2.000% 09/09/24 B/E DTD 09/09/19 ACT/365 Security Identifier: 45842PAZ4	248,000.000	100.0470	248,116.56	285.37	4,960.00	1.99%
FIRST NATL BK SYRACUSE JOHNSON KANS CTF DEP 1.950% 09/18/24 B/E DTD 09/18/19 ACT/365 Security Identifier: 334342CF7	248,000.000	100.0200	248,049.60	158.99	4,836.00	1.94%
ANCHOR D BK TEXHOMA OKLA CTF DEP ACT/365 1.950% 09/30/24 B/E DTD 09/30/19 ACT/365 CALLABLE 12/30/19 Security Identifier: 033034AJ8	248,000.000	100.0330	248,081.84	0.00	4,836.00	1.94%
CITIZENS DEP BK ARLINGTON KY CTF DEP ACT/365 2.000% 10/03/24 B/E DTD 10/03/19 ACT/365 Security Identifier: 17453FCK6	248,000.000	100.1390	248,344.72	366.90	4,960.00	1.99%
FIRST UTD BK & TRCOMPANY DURANT OK CTF DEP ACT/365 2.050% 10/11/24 B/E DTD 10/11/19 ACT/365 Security Identifier: 33742CAR8	248,000.000	100.1670	248,414.16	264.65	5,084.00	2.04%
LEA CNTY ST BK HOBBS N MEX CTF DEP 2.000% 10/28/24 B/E DTD 10/28/19 ACT/365 CALLABLE 01/28/20 Security Identifier: 523744AU4	248,000.000	100.0720	248,178.56	27.18	4,960.00	1.99%
FIRST FED BK FLA LAKE CITY CTF DEP 1.950% 10/30/24 B/E DTD 10/30/19 ACT/365 CALLABLE 01/30/20 Security Identifier: 32022WBB1	248,000.000	100.0100	248,024.80	0.00	4,836.00	1.94%

Portfolio Holdings (continued)

Description	Quantity	Market Price	Market Value	Accrued Interest	Estimated Annual Income	Estimated Yield
FIXED INCOME (continued)						
Certificates of Deposit (continued)						
HSBC BK USA NATL ASSOCIATION INSTL CTF DEP PROGRAM 2.125% 11/04/24 B/E DTD 11/04/19 ACT/365 Security Identifier: 44329MBF9	248,000.000	100.5280	249,309.44	375.40	5,270.00	2.11%
FIRST KEYSTONE CMNTY BK BERWICK PA CTF DEP 1.950% 11/27/24 B/E DTD 11/27/19 ACT/365 Security Identifier: 32065RAJ4	246,000.000	99.9590	245,899.14	39.43	4,797.00	1.95%
TEXAS EXCHANGE BK CROWLEY CTF DEP 2.000% 12/06/24 B/E DTD 11/22/19 ACT/365 CALLABLE 02/22/20 Security Identifier: 88241TFS4	248,000.000	100.1030	248,255.44	108.71	4,960.00	1.99%
Total Certificates of Deposit			\$14,930,255.19	\$50,936.41	\$361,458.50	
TOTAL FIXED INCOME			\$14,930,255.19	\$50,936.41	\$361,458.50	
Total Portfolio Holdings			Market Value \$14,935,343.50	Accrued Interest \$50,936.41	Estimated Annual Income \$361,458.50	

¹ This bond is maturing.

Portfolio Holdings Disclosures

Pricing

This section includes the net market value of the securities in your account on a settlement date basis, including short positions, at the close of the statement period. The market prices, unless otherwise noted, have been obtained from independent vendor services, which we believe to be reliable. Market prices do not constitute a bid or an offer, and may differ from the actual sale price. Securities for which a price is not available are marked "N/A" and are omitted from the Total. THE AS OF PRICE DATE ONLY APPEARS WHEN THE PRICE DATE DOES NOT EQUAL THE STATEMENT DATE.

Estimated Annual Figures

The estimated annual income (EAI) and estimated annual yield (EAY) figures are estimates and for informational purposes only. These figures are not considered to be a forecast or guarantee of future results. These figures are computed using information from providers believed to be reliable; however, no assurance can be made as to the accuracy. Since interest and dividend rates are subject to change at any time, and may be affected by current and future economic, political, and business conditions, they should not be relied on for making investment, trading, or tax decisions. These figures assume that the position quantities, interest and dividend rates, and prices remain constant. A capital gain or return of principal may be included in the figures for certain securities, thereby overstating them. Refer to www.pershing.com/disclosures for specific details as to formulas used to calculate the figures. Accrued interest represents interest earned but not yet received.

Reinvestment

The dollar amount of Mutual Fund distributions, Money Market Fund dividend income, Bank Deposit interest income, or dividends for other securities shown on your statement may have been reinvested. You will not receive confirmation of these reinvestments. Upon written request to your financial institution, information pertaining to these transactions, including the time of execution and the name of the person from whom your security was purchased, may be obtained. In dividend reinvestment transactions, Pershing acts as your agent and receives payment for order flow.

November 1, 2019 - November 30, 2019
MEDINA CITY SCHOOLS**Portfolio Holdings Disclosures (continued)****Option Disclosure**

Information with respect to commissions and other charges incurred in connection with the execution of option transactions has been included in confirmations previously furnished to you. A summary of this information is available to you promptly upon your written request directed to your introducing firm. In order to assist your introducing firm in maintaining current background and financial information concerning your option accounts, please promptly advise them in writing of any material change in your investment objectives or financial situation. Expiring options which are valuable are exercised automatically pursuant to the exercise by exception procedure of the Options Clearing Corporation. Additional information regarding this procedure is available upon written request to your introducing firm.

Certificates of Deposit

Certificates of Deposit acquired through the Certificate of Deposit Account Registry Service ("CDARS") and held in your brokerage account are subject to Securities Investor Protection Corporation (SIPC) coverage. Please see additional information about SIPC under Important Information and Disclosures on this statement.

Please be advised that the secondary market for CDs is generally illiquid; the actual value of CDs may be different from their purchase price; and a significant loss of principal could result if your CDs are sold prior to maturity. In the event that the CDs listed above do not indicate a market valuation, an accurate market value could not be determined. In the event that a price is listed above for your CDs, Pershing has obtained a price from sources deemed to be reliable or has priced your CDs using a matrix formula. Prices are estimates and the actual value you may obtain for your CD may be different if you elect to sell your CD in the secondary market.

Foreign Currency Transactions

Pershing will execute foreign currency transactions as principal for your account. Pershing may automatically convert foreign currency to or from U.S. dollars for dividends and similar corporate action transactions unless you instruct your financial organization otherwise. Pershing's currency conversion rate will not exceed the highest interbank conversion rate identified from customary banking sources on the conversion date or the prior business day, increased by up to 1%, unless a particular rate is required by applicable law. Your financial organization may also increase the currency conversion rate. This conversion rate may differ from rates in effect on the date you executed a transaction, incurred a charge, or received a credit. Transactions converted by agents (such as depositories) will be billed at the rates such agents use.

Proxy Vote

Securities not fully paid for in your margin account may be lent by Pershing to itself or others in accordance with the terms outlined in the Margin Agreement. The right to vote your shares held on margin may be reduced by the amount of shares on loan. The Proxy Voting Instruction Form sent to you may reflect a smaller number of shares entitled to vote than the number of shares in your margin account.

Activity Summary (All amounts shown are in base currency)

	Credits This Period	Debits This Period	Net This Period	Credits Year-to-Date	Debits Year-to-Date	Net Year-to-Date
Securities						
Securities Bought	0.00	-990,000.00	-990,000.00	0.00	-8,170,806.94	-8,170,806.94
Total Securities	\$0.00	-\$990,000.00	-\$990,000.00	\$0.00	-\$8,170,806.94	-\$8,170,806.94
Dividends and Interest	\$29,071.19	\$0.00	\$29,071.19	\$348,572.66	-\$1,091.63	\$347,481.03
Distributions	\$1,236,000.00	\$0.00	\$1,236,000.00	\$9,655,000.00	\$0.00	\$9,655,000.00

Activity Summary (continued)

	Credits This Period	Debits This Period	Net This Period	Credits Year-to-Date	Debits Year-to-Date	Net Year-to-Date
Cash						
Withdrawals	0.00	-766,022.88	-766,022.88	0.00	-5,792,776.23	-5,792,776.23
Deposits	496,000.00	0.00	496,000.00	3,966,178.94	0.00	3,966,178.94
Total Cash	\$496,000.00	-\$766,022.88	-\$270,022.88	\$3,966,178.94	-\$5,792,776.23	-\$1,826,597.29
Totals	\$1,761,071.19	-\$1,756,022.88	\$5,048.31	\$13,969,751.60	-\$13,964,674.80	\$5,076.80

Transactions by Type of Activity

Process/ Settlement Date	Trade/ Transaction Date	Activity Type	Description	Quantity	Price	Accrued Interest	Amount	Currency
Securities Bought and Sold								
11/04/19	10/29/19	PURCHASED 44329MBF9	HSBC BK USA NATL ASSOCIATION INSTL CTF ACT/365 2.125% 11/04/24 B/E DTD 11/04/19 CLB YLD 2.125 TO PAR	248,000.000	100.0000		-248,000.00	USD
11/15/19	10/21/19	PURCHASED 828373HL7	SILVERGATE BK LA JOLLA CALIF CTF DEP 2.000% 11/15/23 B/E DTD 11/15/19 YLD 2.000 TO PAR	248,000.000	100.0000		-248,000.00	USD
11/22/19	11/08/19	PURCHASED 88241TFS4	TEXAS EXCHANGE BK CROWLEY CTF DEP ACT/365 2.000% 12/06/24 B/E DTD 11/22/19 YLD 2.000 TO PAR	248,000.000	100.0000		-248,000.00	USD
11/27/19	11/22/19	PURCHASED 32065RAJ4	FIRST KEYSTONE CMNTY BK BERWICK PA CTF DEP 1.950% 11/27/24 B/E DTD 11/27/19 YLD 1.950 TO PAR	246,000.000	100.0000		-246,000.00	USD
Total Securities Bought and Sold						\$0.00	-\$990,000.00	USD
Dividends and Interest								
11/01/19		BOND INTEREST RECEIVED 538036DK7	248000 LIVE OAK BKG CO WILMINGTON N C CTF DEP ACT/365 2.400% 03/09/20 B/E DTD 03/09/18 RD 10/17 PD 11/01/19				505.51	USD
11/01/19		BOND INTEREST RECEIVED 56034WAS0	248000 MAIN STR BK CORP WHEELING WV CTF DEP ACT/365 2.950% 02/01/22 B/E DTD 02/01/19 RD 10/17 PD 11/01/19				1,844.03	USD
11/04/19		BOND INTEREST RECEIVED 17453FCK6	248000 CITIZENS DEP BK ARLINGTON KY CTF DEP ACT/365 2.000% 10/03/24 B/E DTD 10/03/19 CLB RD 10/19 PD 11/03/19				421.26	USD
11/04/19		BOND INTEREST RECEIVED 20056QSBO	248000 COMMERCE BK GENEVA MINN CTF DEP 1.900% 09/03/24 B/E DTD 09/03/19 RD 11/01 PD 11/03/19				400.20	USD
11/04/19		BOND INTEREST RECEIVED 465076KG1	246000 ISRAEL DISC BK NEW YORK N Y CTF DEP ACT/365 SEMI-ANNUALLY 2.700% 05/04/20 DTD 05/04/18 RD 10/20 PD 11/04/19				3,348.30	USD
11/04/19		BOND INTEREST RECEIVED 56035BBN5	248000 MAIN STR BK BINGHAM FARMS MI CTF DEP ACT/365 2.900% 10/05/20 B/E DTD 10/04/18 RD 10/20 PD 11/04/19				610.83	USD



November 1, 2019 - November 30, 2019
MEDINA CITY SCHOOLS

Transactions by Type of Activity (continued)

Process/ Settlement Date	Trade/ Transaction Date	Activity Type	Description	Quantity	Price	Accrued Interest	Amount	Currency
Dividends and Interest (continued)								
11/06/19		BOND INTEREST RECEIVED 08016PCP2	248000 BELMONT BK & TR CO CHICAGO IL CTF DEP ACT/365 MONTHLY 1.700% 11/06/19 B/E DTD 11/06/17 RD 10/22 PD 11/06/19				358.07	USD
11/06/19		BOND INTEREST RECEIVED 169894AP7	248000 CHIPPEWA VY BK WINTER WIS CTF DEP ACT/365 MONTHLY 3.000% 07/06/21 B/E DTD 07/06/18 RD 10/22 PD 11/06/19				631.89	USD
11/12/19		BOND INTEREST RECEIVED 33742CAR8	248000 FIRST UTD BK & TRCOMPANY DURANT OK CTF DEP ACT/365 2.050% 10/11/24 B/E DTD 10/11/19 CLB RD 10/27 PD 11/11/19				431.79	USD
11/12/19		BOND INTEREST RECEIVED 45842PAZ4	248000 INTERAUDI BK NEW YORK NY CTF DEP ACT/365 2.000% 09/09/24 B/E DTD 09/09/19 CLB RD 10/25 PD 11/09/19				421.26	USD
11/13/19		BOND INTEREST RECEIVED 139805AQ8	248000 CAPITAL BK N A ROCKVILLE MD CTF DEP ACT/365 2.600% 03/12/21 B/E DTD 03/13/19 RD 10/29 PD 11/13/19				547.64	USD
11/14/19		BOND INTEREST RECEIVED 939693AK3	248000 WASHINGTON SVGS BK LOWELL MA CTF DEP ACT/365 MONTHLY 2.750% 03/14/22 B/E DTD 03/14/19 CLB RD 10/30 PD 11/14/19				579.23	USD
11/15/19		BOND INTEREST RECEIVED 05581WZ24	245000 BMO HARRIS BK NATL ASSN CHICAGO ILL CTF DEP 2.000% 08/14/24 B/E DTD 08/14/19 RD 11/13 PD 11/14/19				1,235.07	USD
11/15/19		BOND INTEREST RECEIVED 48714LAE9	247000 KEARNY BK NEW JERSEY CTF DEP ACT/365 SEMI-ANNUALLY 1.700% 11/15/19 B/E DTD 11/15/17 RD 10/31 PD 11/15/19				2,116.76	USD
11/15/19		BOND INTEREST RECEIVED 72345SGZ8	248000 PINNACLE BK NASHVILLE TENN CTF DEP ACT/365 MONTHLY 2.550% 12/16/19 B/E DTD 06/15/18 RD 10/31 PD 11/15/19				537.11	USD
11/15/19		BOND INTEREST RECEIVED 828373GB0	248000 SILVERGATE BK LA JOLLA CALIF CTF DEP ACT/365 2.700% 05/15/23 B/E DTD 05/15/19 CLB RD 10/31 PD 11/15/19				568.70	USD
11/18/19		BOND INTEREST RECEIVED 13135NAG5	248000 CALPRIVATE BK LA JOLLA CALIF CTF DEP ACT/365 2.200% 08/16/23 B/E DTD 08/16/19 CLB RD 11/01 PD 11/16/19				463.39	USD

Transactions by Type of Activity (continued)

Process/ Settlement Date	Trade/ Transaction Date	Activity Type	Description	Quantity	Price	Accrued Interest	Amount	Currency
Dividends and Interest (continued)								
11/18/19		BOND INTEREST RECEIVED 334342CF7	248000 FIRST NATL BK SYRACUSE JOHNSON KANS CTF DEP 1.950% 09/18/24 B/E DTD 09/18/19 RD 11/03 PD 11/18/19				410.73	USD
11/19/19		BOND INTEREST RECEIVED 20786ACJ2	248000 CONNECTONE BK ENGLEWOOD CLIFFS N J CTF DEP ACT/365 MONTHLY 2.800% 09/18/20 B/E DTD 09/19/18 RD 11/04 PD 11/19/19				589.76	USD
11/19/19		BOND INTEREST RECEIVED 359067CZ6	248000 FRONTIER BK ROCK RAPIDS IOWA CTF DEP ACT/365 2.100% 07/19/22 B/E DTD 07/19/19 CLB RD 11/04 PD 11/19/19				442.32	USD
11/19/19		BOND INTEREST RECEIVED 42724JEG6	248000 HERITAGE BK HOPKINSVILLE KY CTF DEP ACT/365 MONTHLY 3.000% 06/21/21 B/E DTD 06/19/18 RD 11/04 PD 11/19/19				631.89	USD
11/19/19		BOND INTEREST RECEIVED 909557JA9	248000 UNITED BANKERS BK BLOOMINGTON MINN CTF DEP ACT/365 MONTHLY 3.250% 12/20/21 B/E DTD 12/19/18 CLB RD 11/04 PD 11/19/19				684.55	USD
11/22/19		BOND INTEREST RECEIVED 29367SHX5	248000 ENTERPRISE BK & TR CLAYTON MO CTF DEP ACT/365 2.800% 06/22/20 B/E DTD 06/22/18 RD 11/07 PD 11/22/19				589.76	USD
11/22/19		BOND INTEREST RECEIVED 38148PTD9	247000 GOLDMAN SACHS BK USA NEW YORK CTF DEP ACT/365 SEMI-ANNUALLY 2.050% 11/23/20 B/E DTD 11/22/17 RD 11/07 PD 11/22/19				2,552.56	USD
11/25/19		BOND INTEREST RECEIVED 90421MCF8	246000 UMPQUA BK ROSEBURG ORE CTF DEP ACT/365 SEMIANNUAL 2.500% 11/25/19 B/E DTD 05/25/18 RD 11/10 PD 11/25/19				3,100.27	USD
11/29/19		BOND INTEREST RECEIVED 066851WM4	248000 BAR HBR BK & TR ME CTF DEP ACT/365 MONTHLY 2.700% 03/29/22 B/E DTD 03/29/19 CLB RD 11/14 PD 11/29/19				568.70	USD
11/29/19		BOND INTEREST RECEIVED 32112UCU3	245000 FIRST NATL BK MCGREGOR TEX CTF DEP ACT/365 MONTHLY 2.650% 02/01/21 B/E DTD 01/31/19 RD 11/27 PD 11/28/19				551.42	USD
11/29/19		BOND INTEREST RECEIVED 489265AW8	247000 KENNEBEC SVGS BK AUGUSTA ME CTF DEP ACT/365 SEMI-ANNUALLY 1.700% 11/29/19 B/E DTD 11/28/17 RD 11/27 PD 11/28/19				2,116.76	USD
11/29/19		BOND INTEREST RECEIVED 58733AES4	248000 MERCANTIL BK NATL ASSN CORAL GABLES FLA CTF DEP ACT/365 MONTHLY 2.200% 12/29/20 B/E DTD 12/29/17 RD 11/14 PD 11/29/19				463.39	USD
11/29/19		BOND INTEREST RECEIVED 58958PGK4	248000 MERIDAN BK PAOLI PA CTF DEP ACT/365 2.000% 10/30/23 B/E DTD 10/28/19 CLB RD 11/13 PD 11/28/19				421.26	USD



November 1, 2019 - November 30, 2019
 MEDINA CITY SCHOOLS

Transactions by Type of Activity (continued)

Process/ Settlement Date	Trade/ Transaction Date	Activity Type	Description	Quantity	Price	Accrued Interest	Amount	Currency
Dividends and Interest (continued)								
11/29/19		BOND INTEREST RECEIVED 86063QAD7	248000 STIFEL BK & TR ST LOUIS MO CTF DEP ACT/365 2.550% 03/30/20 B/E DTD 03/29/18 RD 11/14 PD 11/29/19				537.11	USD
11/29/19		BOND INTEREST RECEIVED 947547JQ9	248000 WEBBANK SALT LAKE CITY UTAH CTF DEP ACT/365 MONTHLY 1.850% 03/30/20 B/E DTD 09/28/17 CLB RD 11/13 PD 11/28/19				389.67	USD
Total Dividends and Interest						\$0.00	\$29,071.19	USD
Distributions								
11/06/19		SECURITY REDEEMED 08016PCP2	BELMONT BK & TR CO CHICAGO IL CTF DEP ACT/365 MONTHLY 1.700% 11/06/19 B/E DTD 11/06/17 ACCOUNT REDEMPTION	-248,000.000			248,000.00	USD
11/15/19		SECURITY REDEEMED 48714LAE9	KEARNY BK NEW JERSEY CTF DEP ACT/365 SEMI-ANNUALLY 1.700% 11/15/19 B/E DTD 11/15/17 ACCOUNT REDEMPTION	-247,000.000			247,000.00	USD
11/15/19		SECURITY REDEEMED 828373GB0	SILVERGATE BK LA JOLLA CALIF CTF DEP ACT/365 2.700% 05/15/23 B/E DTD 05/15/19 CLB	-248,000.000			248,000.00	USD
11/25/19		SECURITY REDEEMED 90421MCF8	UMPQUA BK ROSEBURG ORE CTF DEP ACT/365 SEMIANNUAL 2.500% 11/25/19 B/E DTD 05/25/18 ACCOUNT REDEMPTION	-246,000.000			246,000.00	USD
11/29/19		SECURITY REDEEMED 489265AW8	KENNEBEC SVGS BK AUGUSTA ME CTF DEP ACT/365 SEMI-ANNUALLY 1.700% 11/29/19 B/E DTD 11/28/17 ACCOUNT REDEMPTION	-247,000.000			247,000.00	USD
Total Distributions						\$0.00	\$1,236,000.00	USD
Cash Withdrawals and Deposits								
11/04/19		ELECTRONIC DEPOSIT USD999997	RECV FR BANK FOR ACH ACH HUNTINGTON NATIONAL BANK				248,000.00	USD
11/05/19		ELECTRONIC TRANSACTION USD999997	SEND TO BANK FOR ACH ACH HUNTINGTON NATIONAL BANK				-7,130.13	USD
11/08/19		ELECTRONIC TRANSACTION USD999997	SEND TO BANK FOR ACH ACH HUNTINGTON NATIONAL BANK				-248,000.00	USD
11/13/19		ELECTRONIC TRANSACTION USD999997	SEND TO BANK FOR ACH ACH HUNTINGTON NATIONAL BANK				-2,390.65	USD

Transactions by Type of Activity (continued)

Process/ Settlement Date	Trade/ Transaction Date	Activity Type	Description	Quantity	Price	Accrued Interest	Amount	Currency
Cash Withdrawals and Deposits (continued)								
11/15/19		ELECTRONIC TRANSACTION USD999997	SEND TO BANK FOR ACH ACH HUNTINGTON NATIONAL BANK				-247,000.00	USD
11/18/19		ELECTRONIC TRANSACTION USD999997	SEND TO BANK FOR ACH ACH HUNTINGTON NATIONAL BANK				-5,910.99	USD
11/19/19		ELECTRONIC TRANSACTION USD999997	SEND TO BANK FOR ACH ACH HUNTINGTON NATIONAL BANK				-2,348.52	USD
11/22/19		ELECTRONIC DEPOSIT USD999997	RECV FR BANK FOR ACH ACH HUNTINGTON NATIONAL BANK				248,000.00	USD
11/27/19		ELECTRONIC TRANSACTION USD999997	SEND TO BANK FOR ACH ACH HUNTINGTON NATIONAL BANK				-6,242.59	USD
11/29/19		ELECTRONIC TRANSACTION USD999997	SEND TO BANK FOR ACH ACH HUNTINGTON NATIONAL BANK				-247,000.00	USD
Total Cash Withdrawals and Deposits						\$0.00	-\$270,022.88	USD
Total Value of Transactions						\$0.00	\$5,048.31	USD

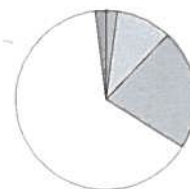
The price and quantity displayed may have been rounded.

Fixed Income Analysis

Bond Quality

Bond Quality	Market Value	% of Bond Market Value
Not Rated	14,930,255.19	100%
Total	14,930,255.19	100%

Bond Maturity Schedule



Bond Maturity	Market Value	% of Bond Market Value
Within 1 month	248,116.56	2%
1 to 6 months	1,487,404.92	10%
7 to 12 months	3,231,647.67	22%
1 to 5 years	9,714,830.60	64%
6 to 10 years	248,255.44	2%
Total	14,930,255.19	100%

Percentages of bond market values are rounded to the nearest whole percentage.

Bond quality ratings reflect Moody's or Standard and Poor's ratings. Bonds may be rated by other services. Bonds that are in default are not included. Please refer to your Portfolio Holdings section.

You are 100% invested in bonds with a bond quality of Not Rated.

November 1, 2019 - November 30, 2019
MEDINA CITY SCHOOLS**Trades Not Settled**

Settlement Date	Trade Date	Activity Type	Description	Quantity	Price	Accrued Interest	Settlement Amount
12/06/19	11/26/19	Buy	LIBERTY NATL BK ADA OHIO CTF DEP 1.850% 12/06/23 DTD 12/06/19 YLD 1.850 TO	247,000.000	100.0000	0.00	-247,000.00

Total Amount of Trades Not Settled **-\$247,000.00****Messages**

Please note the following information for Pershing's 2019 IRS Form 1099 (B, DIV, INT, MISC and OID): Your Form 1099 will be delivered as early as possible, beginning January 31, 2020. By February 15, you will be mailed either your Form 1099 or a special Pending 1099 Notice. The Pending 1099 Notice will be sent if we have not received and processed final information from issuers and trustees of securities that you hold by the as of date of the February 15 1099 mailing. You will also be sent the notice if your information is still being reviewed and finalized. The notice will inform you of the securities that are pending final reporting and provides the anticipated mail date of your 1099. Your 1099 will be mailed no later than March 15, 2020.

Although a money market mutual fund seeks to preserve the value of your investment at \$1 per share, it is possible to lose money by investing in a money market mutual fund. Shares of a money market mutual fund or the balance of a bank deposit product held in your brokerage account may be liquidated upon request with the proceeds credited to your brokerage account. Please see the money market mutual fund's prospectus or the bank deposit product's disclosure document or contact your advisor for additional information. Pursuant to SEC Rule 10b-10(b)(1) confirmations are not sent for purchases into money market mutual funds processed on the sweep platform. Pursuant to applicable regulation, account statements will be produced monthly or quarterly.

Cash Not Yet Received

Security	Record Date	Payable Date	Quantity Held	Rate	Dividend Option	Amount of Payment
Interest						
ALLEGIANCE BK HOUSTON TEX CTF DEP ACT/365	11/28/19	12/13/19	246,000.000	0.014038	Cash	3,453.44
CTBC BK CORP USA LOS ANGELES CALIF CTF DEP ACT/365	11/30/19	12/15/19	246,000.000	0.015041	Cash	3,700.11
CALPRIVATE BK LA JOLLA CALIF CTF DEP ACT/365	12/01/19	12/16/19	248,000.000	0.001808	Cash	448.44
CAPITAL BK N A ROCKVILLE MD CTF DEP ACT/365	11/28/19	12/13/19	248,000.000	0.002137	Cash	529.97
CHIPPEWA VY BK WINTER WIS CTF DEP ACT/365 MONTHLY	11/21/19	12/06/19	248,000.000	0.002466	Cash	611.51



Cash Not Yet Received (continued)

Security	Record Date	Payable Date	Quantity Held	Rate	Dividend Option	Amount of Payment
Interest (continued)						
CITIZENS DEP BK ARLINGTON KY CTF DEP ACT/365	11/18/19	12/03/19	248,000.000	0.001644	Cash	407.67
FIRST UTD BK & TRCOMPANY DURANT OK CTF DEP ACT/365	11/26/19	12/11/19	248,000.000	0.001685	Cash	417.86
INTERAUDI BK NEW YORK NY CTF DEP ACT/365	11/24/19	12/09/19	248,000.000	0.001644	Cash	407.67
MAIN STR BK BINGHAM FARMS MI CTF DEP ACT/365	11/19/19	12/04/19	248,000.000	0.002384	Cash	591.12
PINNACLE BK NASHVILLE TENN CTF DEP ACT/365 MONTHLY	11/30/19	12/16/19	248,000.000	0.002166	Cash	537.11
SILVERGATE BK LA JOLLA CALIF CTF DEP 2.000% 11/15/23 B/E	11/30/19	12/15/19	248,000.000	0.001644	Cash	407.67
WASHINGTON SVGS BK LOWELL MA CTF DEP ACT/365 MONTHLY	11/29/19	12/14/19	248,000.000	0.002260	Cash	560.55
Total Cash Not Yet Received						\$12,073.12

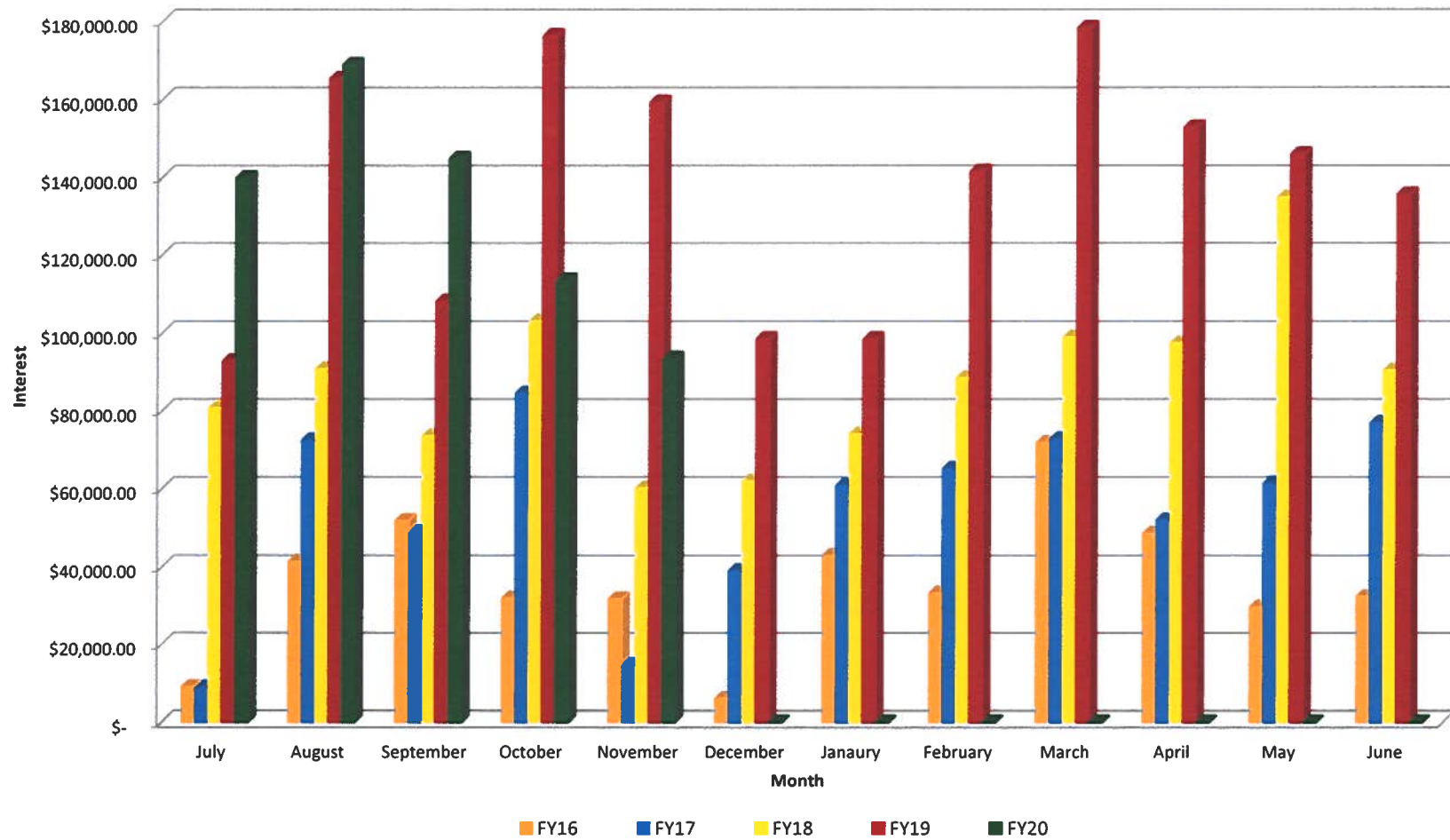
Assets shown here are not reflected in your account. This information has been received from sources we believe to be reliable. Pershing does not guarantee the accuracy of the information.

Important Information and Disclosures

The Role of Pershing

- Pershing carries your account as clearing broker pursuant to a clearing agreement with your financial institution. Pershing may accept from your financial institution without inquiry or investigation (i) orders for the purchase and sale of securities and other property and (ii) any other instructions concerning your account. Pershing is not responsible or liable for any acts or omissions of your financial institution or its employees and it does not supervise them. Pershing provides no investment advice nor does it assess the suitability of any transaction or order. Pershing acts as the agent of your financial institution and you agree that you will not hold Pershing or any person controlling or under common control with it liable for any investment losses incurred by you.
- Pershing performs several key functions at the direction of your financial institution. It acts as custodian for funds and securities you may deposit with it directly or through your financial institution or that it receives as the result of securities transactions it processes.
- Your financial institution is responsible for adherence to the securities laws, regulations and rules which apply to it regarding its own operations and the supervision of your account, its sales representatives and other personnel. Your financial institution is also responsible for approving the opening of accounts and obtaining account documents; the acceptance and, in certain instances, execution of securities orders; the assessment of the suitability of those transactions, where applicable; the rendering of investment advice, if any, to you and in general, for the ongoing relationship that it has with you.
- Inquiries concerning the positions and balances in your account may be directed to the Pershing Customer Service Department at (201) 413-3333. All other inquiries regarding your account or activity should be directed to your financial institution. Your financial organization's contact information can be found on the first page of this statement.
- For a description of other functions performed by Pershing please consult the Disclosure Statement provided to you upon the opening of your account. This notice is not meant as a definitive enumeration of every possible circumstance, but as a general disclosure. If you have any questions regarding this notice or if you would like additional copies of the Disclosure Statement, please contact your financial institution.
- Pershing is a member of the Securities Investor Protection Corporation (SIPC®). Please note that SIPC does not protect against loss due to market fluctuation. In addition to SIPC protection, Pershing provides coverage in excess of SIPC limits. For more detailed information please visit: www.pershing.com/about/strength-and-stability.
- This statement will be deemed conclusive. You are advised to report any inaccuracy or discrepancy (including unauthorized trading) promptly, but no later than ten days after receipt of this statement, to your financial organization and Pershing. Please be advised that any oral communication should be re-confirmed in writing to further protect your rights, including your rights under the Securities Investor Protection Act.

Total Monthly Interest Earnings



F I N A N C I A L S U M M A R Y R E P O R T
Processing Month: November 2019
MEDINA CITY SCHOOL DISTRICT

Fnd	Sc	Description	Beginning Balance	MTD Revenues	FYTD Revenues	MTD Expenditures	FYTD Expenditures	Current Available Balance
001	0000	GENERAL FUND	37,069,600.65	1,745,750.70	32,678,174.30	6,638,394.58	33,655,019.76	36,092,755.19
002	9000	BOND RETIREMENT - NEW ELE	3,605,991.55	481.76	1,791,195.88	3,580,393.25	3,603,516.74	1,793,670.69
002	9012	LOCAL SALES TAX RETIREMEN	.00	.00	.00	1,290,750.49	1,290,750.49	1,290,750.49
002	9014	CONSOLIDATION - ENERGY &	.00	327,806.25	327,806.25	.00	327,806.23	.02
003	0000	PERMANENT IMPROVEMENT FUN	125,994.61	.00	.00	.00	.00	125,994.61
003	9000	PERMANENT IMPROVEMENT FUN	13,601.14	.00	.00	.00	.00	13,601.14
003	9001	MEDINA CITY REC CENTER-PE	381,679.90	.00	1,596.28	.00	278,047.97	105,228.21
006	0000	LUNCHROOM FUND	25,153.72	285,385.80	990,038.64	215,377.76	979,395.60	35,796.76
007	9004	COLLINS SCHOLARSHIP/POST-	537.70	1.36	8.14	.00	.00	545.84
007	9110	ART TRUST - GARFIELD	10,697.53	27.06	161.93	.00	.00	10,859.46
007	9111	CHARLES STANGEL SCHOLARSH	500.00	1.25	2.62	.00	.00	502.62
007	9333	RIOS STUDENT LEADER SCHOL	27,721.50	70.13	419.62	.00	.00	28,141.12
007	9901	BIXLER SCHOLARSHIP FUND	125.00	.00	.00	.00	.00	125.00
008	9002	KANEHL MUSIC TRUST	27,351.83	61.95	370.70	.00	.00	27,722.53
008	9003	RICHARD HOFFMAN COLLINS M	634,861.74	.00	.00	.00	.00	634,861.74
008	9112	ELAINE BUSHMAN FUND	18,211.77	31.86	190.66	.00	.00	18,402.43
009	9000	STAR	124.35	751.50	20,994.85	.00	.00	21,119.20
009	9110	UNIFORM SUPPLIES GARFIELD	10,554.36	.00	2,452.80	173.02	4,118.82	8,888.34
009	9120	UNIFORM SUPPLIES - CANAVA	11,649.87	695.00	7,768.00	112.61	7,212.10	12,205.77
009	9130	UNIFORM SUPPLIES - FENN	16,923.63	375.20	7,818.45	327.45	11,338.33	13,403.75
009	9140	UNIFORM SUPPLIES - HERITA	7,879.42	252.00	7,933.50	140.05	6,900.23	8,912.69
009	9160	UNIFORM SUPPLIES - BLAKE	5,501.82	523.00	9,979.25	393.96	10,035.80	5,445.27
009	9170	UNIFORM SUPPLIES - RALPH	18,425.55	123.00	13,347.50	16.57	9,570.06	22,202.99
009	9180	UNIFORM SUPPLIES - ELIZA	10,990.20	260.00	8,743.50	100.11	3,227.84	16,505.86
009	9200	UNIFORM SUPPLIES - CLAGGE	41,244.63	734.50	20,104.56	634.41	23,049.76	38,299.43
009	9210	UNIFORM SUPPLIES - A.I. R	7,484.92	845.00	22,525.80	5,157.11	14,232.48	15,778.24
009	9300	UNIFORM SUPPLIES - SENIOR	6,652.06	10,842.50	94,228.59	6,366.18	38,063.14	62,817.51
009	9304	AVIATION/PHOTOGRAPHY	3.87	.00	.00	.00	.00	3.87
014	9016	MEDINA CNTY JUV DET CNTR	81,724.29	26,250.00	122,843.66	60,580.58	162,757.73	41,810.22
014	9111	CFIT FY11	5,550.01	.00	.00	5,550.01	5,550.01	.00
014	9116	EVOLVE	319,058.86	147,560.01	408,975.01	121,976.75	400,541.65	327,492.22
016	0000	EMERGENCY LEVY	20,927,098.86	.00	3,263,469.33	510,177.45	2,188,649.52	22,001,918.67
018	0000	PRINT SHOP	6,683.33	.00	.00	.00	.00	6,683.33
018	9000	PUBLIC SCHOOL SUPPORT - S	16.70	.00	.00	.00	.00	16.70
018	9110	PRINCIPAL'S FUND - GARFIE	32,772.64	1,187.60	1,287.60	504.70	3,729.35	30,330.89
018	9111	GARFIELD SCHOOL STORE	49.99	.00	.00	.00	.00	49.99
018	9113	GARFIELD MEDIA CENTER	835.41	.00	.00	.00	.00	835.41
018	9120	PRINCIPAL - CANAVAN	41,489.84	.00	285.00	191.77	540.89	41,233.95
018	9122	CANAVAN SCHOOL STORE	586.69	.00	.00	.00	.00	586.69
018	9123	BOOK FAIR - CANAVAN	433.42	10.00	4,838.81	.00	382.02	4,890.21
018	9130	PRINCIPAL - FENN	28,308.61	670.00	2,117.25	764.25	4,915.46	25,510.40
018	9132	FENN SCHOOL STORE	1,460.83	.00	.00	.00	.00	1,460.83
018	9133	BOOK FAIR - FENN	825.96	3.99	81.42	.00	.00	907.38
018	9135	MEDINA SKI TEAM - DISTRIC	1,916.34	3,270.00	3,930.00	.00	.00	5,846.34
018	9140	PRINCIPAL'S FUND - HERITA	38,900.87	180.00	4,958.25	905.70	2,412.91	41,446.21
018	9143	HERITAGE MEDIA CENTER	4,535.23	.00	4,509.38	.00	4,489.36	4,555.25

F I N A N C I A L S U M M A R Y R E P O R T
Processing Month: November 2019
MEDINA CITY SCHOOL DISTRICT

Fnd	Sc	Description	Beginning Balance	MTD Revenues	FYTD Revenues	MTD Expenditures	FYTD Expenditures	Current Available Balance
018	9160	PRINCIPAL'S FUND - H G BL	43,492.65	3,692.00	7,088.00	4,612.33	6,374.07	44,206.58
018	9161	PBIS - BLAKE	7,394.06	.00	.00	6.42	1,185.62	6,208.44
018	9163	BLAKE MEDIA CENTER	13,142.11	11.00	5,104.96	5,056.05	5,106.05	13,141.02
018	9170	PRINCIPALS FUND - RALPH W	73,551.06	213.00	976.65	2,403.87	3,884.57	70,643.14
018	9171	WAITE SCHOOL STORE	50.00	.00	.00	.00	.00	50.00
018	9173	MEDIA CENTER RALPH WAITE	4,223.50	5,895.92	5,910.92	5,090.79	5,090.79	5,043.63
018	9174	FIELD TRIPS RALPH WAITE E	15,209.72	.00	.00	.00	.00	15,209.72
018	9180	PRINCIPALS FUND ELIZA NOR	51,553.12	.00	381.74	500.70	3,998.48	47,936.38
018	9181	NORTHROP ELEMENTARY SCHOO	1,631.19	.00	.00	.00	.00	1,631.19
018	9183	MEDIA CENTER ELIZA NORTHR	7,013.75	10.00	6,378.90	.00	50.00	13,342.65
018	9184	FIELD TRIPS ELIZA NORTHRO	146.00	.00	.00	.00	.00	146.00
018	9200	PRINCIPAL'S FUND - CLAGGE	78,661.94	4,188.48	8,145.48	2,394.48	7,738.99	79,068.43
018	9203	CLAGGETT M.S. MEDIA CENTE	5,491.13	985.70	2,990.59	2,939.24	2,939.24	5,542.48
018	9210	PRINCIPAL'S FUND - ROOT M	33,051.07	10,121.00	13,778.47	851.66	5,391.85	41,437.69
018	9211	ROOT M.S. MEDIA CENTER	10,214.36	.00	2,727.92	2,727.92	2,777.92	10,164.36
018	9212	ROOT M.S. - WASHINGTON TR	355.00	.00	.00	.00	.00	355.00
018	9213	SPECIAL FUNDRAISER - ROOT	.02	.00	.00	.00	.00	.02
018	9300	PRINCIPAL'S FUND - SENIOR	36,762.67	10,050.69	16,031.80	603.81	9,730.05	43,064.42
018	9301	MEDIA CENTER FUND	1,381.50	.00	.00	.00	.00	1,381.50
018	9302	SPECIAL FUNDRAISER - SENI	37,086.18	.00	.00	.00	.00	37,086.18
018	9303	PERFORMING ARTS	92,707.30	100.00	8,930.00	4,757.91	13,227.54	88,409.76
018	9304	BUZZ	16,759.64	1,214.34	4,067.37	1,292.09	4,239.77	16,587.24
018	9305	FLEXIBLE CREDIT FUND	7,834.56	.00	50.00	.00	.00	7,884.56
018	9306	FEED THE BEES	1,004.05	.00	.00	16.15	33.15	970.90
018	9884	FACILITY RENTAL	27,476.82	13,915.00	29,221.00	.00	.00	56,697.82
018	9900	INSERVICE - CENTRAL	3,702.01	.00	.00	.00	.00	3,702.01
018	9901	PUBLIC SCHOOL SUPPORT - I	2,229.77	.00	.00	.00	508.91	1,720.86
018	9902	INSERVICE - SUPERINTENDEN	24,720.92	.00	.00	53.16	12,538.16	12,182.76
018	9903	BOARD/STUDENT DEVELOPMENT	2,800.00	.00	.00	.00	.00	2,800.00
018	9904	WELLNESS FUND	502.00	.00	.00	.00	.00	502.00
018	9905	PUBLIC SCHOOL SUPPORT/STU	51,248.39	.00	.00	.00	.00	51,248.39
018	9906	COMMUNICATIONS - PUBLIC S	315.27	.00	1,418.00	.00	1,460.37	272.90
018	9907	STEAM - SUMMER ENRICHMENT	7,777.17	.00	1,891.75	.00	7,193.52	2,475.40
018	9910	MAINTENANCE DEPARTMENT	3,902.36	.00	.00	.00	.00	3,902.36
018	9914	END OF YEAR	7.13	.00	.00	.00	.00	7.13
018	9915	BIKE TO SCHOOL	53.00	.00	250.00	.00	.00	303.00
018	9916	SPIRIT NIGHT	2,127.48	.00	2,000.00	.00	2,194.50	1,932.98
018	9919	STUDENT ART SHOW	221.53	.00	38.37	.00	259.90	.00
018	9920	TRSP FUND	2,384.81	.00	261.50	.00	.00	2,646.31
018	9930	Resource Connection	1,500.00	.00	.00	.00	.00	1,500.00
019	9000	ADAMH GRANT	504.00	.00	6,000.00	943.00	2,668.00	3,836.00
019	9001	ADAMH HOPE GRANT	.00	.00	17,000.00	.00	17,000.00	.00
019	9018	LOWE'S LIGHT UP GARFIELD	48.08	.00	.00	.00	.00	48.08
019	9020	RIF PROGRAM GRANT - NORTH	400.73	.00	.00	.00	.00	400.73
019	9021	JENNINGS - BLAKE - BRYNIA	.82	.00	.00	.00	.00	.82
019	9023	PUBLIC EDUCATION LEADERSH	.01	.00	.00	.00	.00	.01

F I N A N C I A L S U M M A R Y R E P O R T
Processing Month: November 2019
MEDINA CITY SCHOOL DISTRICT

Fnd	Sc	Description	Beginning Balance	MTD Revenues	FYTD Revenues	MTD Expenditures	FYTD Expenditures	Current Available Balance
019	9029	MARTHA HOLDEN JENNINGS GR	6.82	.00	.00	.00	.00	6.82
019	9030	PERFORMANCE BASED ASSESSM	79.76	.00	.00	.00	.00	79.76
019	9031	PBA FY11	256.96	.00	.00	.00	.00	256.96
019	9113	ACS-HACH CHEMISTRY GRANT	96.34	.00	.00	.00	.00	96.34
019	9180	PPG INNOVATIVE CLASSROOM	15.31	.00	.00	.00	.00	15.31
019	9181	FIRST ENERGY GRANT	.16	.00	.00	.00	.00	.16
019	9213	VIDEO CLUB GRANT - MHS	2.82	.00	.00	.00	.00	2.82
019	9313	JENNINGS - NORTHROP - MIL	13.86	.00	.00	.00	.00	13.86
019	9413	3M AND OTHER GRANT	152.03	.00	.00	.00	.00	152.03
019	9513	NEA STUDENT ACHIEVEMENT G	191.88	.00	.00	.00	.00	191.88
019	9715	FUEL UP - BLAKE	23.82	.00	.00	.00	.00	23.82
019	9920	MARTHA HOLDEN JENNINGS SU	.00	1,000.00	1,000.00	.00	.00	1,000.00
020	9001	TRANSPORTATION ENTERPRISE	76,186.08	1,225.16	8,303.70	54.50	2,097.24	82,392.54
022	9000	Unclaimed funds	36,045.95	.00	.00	.00	.00	36,045.95
022	9093	DIVERSION PROGRAM FED MON	1,000.00	.00	.00	.00	.00	1,000.00
022	9094	DIVERSION PROGRAM - FED.	1,000.00	.00	.00	.00	.00	1,000.00
022	9300	OH HIGH SCHOOL ATH ASSOC	1,874.53	5,664.15	22,581.65	21,468.27	21,468.27	2,987.91
024	9001	MEDICAL AND DRUG/SELF INS	7,125,787.05	745,467.47	3,712,928.68	827,027.98	3,858,570.77	6,980,144.96
024	9002	DENTAL SELF INSURANCE FUN	354,382.97	59,835.94	285,156.03	41,045.15	212,480.99	427,058.01
024	9094	FLEX PRO	63,543.51	24,368.80	48,737.60	24,531.95	83,106.80	29,174.31
027	0000	WORKMANS COMP.-SELF INS	80,731.98	42,187.80	221,660.56	4,630.15	41,457.93	260,934.61
071	9013	LOCAL SALES TAX PERMANENT	3,195,842.70	.00	1,637,403.85	213,449.06	940,211.72	3,893,034.83
200	9110	GARFIELD STUDENT COUNCIL/	654.60	1.66	9.92	.00	.00	664.52
200	9121	ELLA CANAVAN STUDENT COUN	1,198.30	3.01	21.95	14.07	14.07	1,206.18
200	9134	FENN STUDENT BUSINESS	9.02	.02	.13	.00	.00	9.15
200	9140	STUDENT COUNCIL - HERITAG	157.02	.40	2.38	.00	.00	159.40
200	9184	NORTHROP ELEMENTARY STUDE	50.25	.13	.76	.00	.00	51.01
200	9185	K-KIDS KIWANIS ACTIVITY C	8,353.95	23.58	1,304.97	197.50	197.50	9,461.42
200	9202	CLAGGETT MIDDLE SCH. STUD	749.45	1.73	2,624.67	.00	2,679.79	694.33
200	9204	CLAGGETT MIDDLE SCHOOL CH	504.60	1.28	7.65	.00	.00	512.25
200	9205	CLAGGETT MIDDLE SCH. BUIL	2,573.95	6.99	230.82	.00	.00	2,804.77
200	9209	CLAGGETT MIDDLE SCHOOL DR	22,959.08	58.08	347.54	.00	.00	23,306.62
200	9252	CHEERLEADERS - ROOT M.S.	43.08	.11	.66	.00	.00	43.74
200	9253	BUILDERS' CLUB - ROOT M.S	4,570.11	11.46	69.07	42.45	42.45	4,596.73
200	9254	HONORS ACADEMY - ROOT	4,561.18	246.70	584.85	.00	652.07	4,493.96
200	9256	DRAMA CLUB - ROOT M.S.	5,808.27	12.80	86.03	756.06	756.06	5,138.24
200	9258	STUDENT COUNCIL - ROOT M.	3,352.15	8.47	95.28	.00	50.00	3,397.43
200	9301	YOUNG AMERICANS FOR FREED	51.20	.13	.78	.00	.00	51.98
200	9302	ART CLUB	192.04	.49	2.91	.00	.00	194.95
200	9303	CULTURAL EXPLORATION	189.25	.48	2.86	.00	.00	192.11
200	9304	CAREER ASSOCIATION	.37	.00	.00	.00	.00	.37
200	9305	CHEMCLUB	1,512.02	3.83	22.89	.00	.00	1,534.91
200	9307	CHOIR	43,795.64	866.46	5,759.18	5,421.40	13,256.69	36,298.13
200	9309	IMPROV CLUB	287.15	.73	4.35	.00	.00	291.50
200	9310	DELTA EPSILON PHI - NAT'L	.45	.00	.00	.00	.00	.45
200	9312	DRAMA CLUB	32,744.35	1,549.11	3,243.05	1,829.32	5,044.77	30,942.63

F I N A N C I A L S U M M A R Y R E P O R T
Processing Month: November 2019
MEDINA CITY SCHOOL DISTRICT

Fnd	Sc	Description	Beginning Balance	MTD Revenues	FYTD Revenues	MTD Expenditures	FYTD Expenditures	Current Available Balance
200	9314	MEDINA OUTDOORS CLUB	151.61	.76	188.77	35.40	35.40	304.98
200	9315	FELLOWSHIP OF CHRISTIAN A	1.65	.82	327.84	.00	.00	329.49
200	9318	GIRLS LEADERSHIP CLUB	6,206.33	17.42	1,280.75	.00	498.00	6,989.08
200	9321	KEY CLUB	48,211.56	124.41	1,712.05	.00	.00	49,923.61
200	9323	MEDINAMITE	1,554.12	216.84	356.77	.00	.00	1,910.89
200	9324	MEDINIAN	39,857.54	1,721.63	7,418.60	.00	6,494.63	40,781.51
200	9325	MHS BAND	18,625.42	138.32	5,931.00	2,530.00	9,173.60	15,382.82
200	9326	NATIONAL HONOR SOCIETY	11,398.02	28.83	172.52	.00	.00	11,570.54
200	9327	ORCHESTRA	28,825.40	72.94	444.90	.00	.00	29,270.30
200	9330	SCIENCE OLYMPIAD CLUB	2,038.78	1,283.33	1,304.41	109.44	1,205.44	2,137.75
200	9331	SKI CLUB	3.09	.01	.05	.00	.00	3.14
200	9332	SPANISH CLUB	11,811.28	50.70	3,399.37	311.80	884.53	14,326.12
200	9333	STUDENT COUNCIL	28,707.92	96.07	23,824.88	6,975.04	22,006.29	30,526.51
200	9335	LATIN CLUB	1,966.00	457.86	1,189.27	.00	.00	3,155.27
200	9337	AMERICAN SIGN LANGUAGE CL	235.50	10.72	53.86	.00	.00	289.36
200	9339	SPEECH/DEBATE CLUB	19,883.43	3,964.23	12,877.73	2,019.00	6,986.06	25,775.10
200	9340	S. A. D. D.	1,865.34	5.41	305.65	.00	.00	2,170.99
200	9346	PENGUIN BOWL/NOSB	211.89	.54	3.21	.00	.00	215.10
200	9350	TECHNOLOGY CLUB	632.83	2.75	1,363.54	.00	892.43	1,103.94
200	9352	VIDEO CLUB - SR HI	7,672.76	15.91	1,775.22	.00	3,061.67	6,386.31
200	9353	CHINESE CLUB	961.43	2.43	14.56	.00	.00	975.99
200	9355	GENDER AND SEXUALITY ALLI	1,095.96	2.34	16.15	174.42	174.42	937.69
200	9380	V O F T	17,711.12	2,124.02	3,143.07	.00	.00	20,854.19
200	9419	CLASS OF 2019	3,253.33	8.23	49.24	.00	.00	3,302.57
200	9420	CLASS OF 2020	11,497.68	27.73	2,558.94	2,141.60	2,929.97	11,126.65
200	9421	CLASS OF 2021	3,421.61	129.99	890.71	.00	105.84	4,206.48
200	9422	CLASS OF 2022	1,674.16	2,495.31	2,516.42	1,800.00	1,800.00	2,390.58
200	9423	CLASS OF 2023	.00	2,371.42	2,371.42	1,800.00	1,800.00	571.42
200	9999	GENERIC STUDENT ACTIV. FD	.01	.00	.00	.00	.00	.01
300	0000	ATHLETIC FUND	170,034.16	29,663.82	167,108.11	34,468.30	177,751.81	159,390.46
300	9110	GARFIELD FIELD TRIPS	366.34	2,975.00	4,875.00	92.15	945.97-	6,187.31
300	9120	CANAVAN FIELD TRIP	915.00	48.00	4,708.00	276.14-	5,931.96	308.96-
300	9121	WORLD WATCHER'S CLUB	7,362.04	.00	.00	.00	.00	7,362.04
300	9130	FENN FIELD TRIPS	237.09	42.00	5,229.00	832.37	5,677.37	211.28-
300	9140	HERITAGE FIELD TRIPS	479.21	.00	4,314.50	200.00	4,705.00	88.71
300	9160	BLAKE FIELD TRIPS	785.58	.00	665.00	679.00	1,727.66	277.08-
300	9170	WAITE FIELD TRIPS	.00	1,230.87	9,218.87	679.50	8,166.50	1,052.37
300	9180	NORTHROP FIELD TRIPS	1,500.00	.00	8,486.32	6,378.00	8,635.32	1,351.00
300	9201	CLAGGETT MIDDLE SCH. BAND	26,251.65	.00	12,817.00	512.38	7,601.94	31,466.71
300	9202	CLAGGETT MIDDLE SCH. ORCH	258.00	.00	.00	.00	.00	258.00
300	9203	CLAGGETT MIDDLE SCHOOL LI	370.00	.00	.00	.00	.00	370.00
300	9204	CLAGGETT M.S. CHOIR FUND	634.10	.00	.00	.00	.00	634.10
300	9208	CLAGGETT - 6TH GRADE TRIP	20,913.82	532.00	83,758.30	.00	101,696.00	2,976.12
300	9250	ROOT M.S. BAND FUND	17,149.72	445.50	12,888.00	6,144.00	13,494.46	16,543.26
300	9251	ROOT M.S. ORCHESTRA FUND	1,246.65	.00	.00	.00	.00	1,246.65
300	9252	ROOT M.S. CHOIR FUND	3,270.15	.00	.00	.00	.00	3,270.15

F I N A N C I A L S U M M A R Y R E P O R T
Processing Month: November 2019
MEDINA CITY SCHOOL DISTRICT

Fnd	Sec	Description	Beginning Balance	MTD Revenues	FYTD Revenues	MTD Expenditures	FYTD Expenditures	Current Available Balance
300	9253	ROOT M.S. BEEHIVE	1,060.80	122.25	388.60	80.46	171.16	1,278.24
300	9258	ROOT - DISTRICT SUPERVISE	119,680.13	420.00-	3,337.00	299.00	122,225.00	792.13
300	9301	BOWLING CLUB	.00	3,750.00	3,750.00	.00	.00	3,750.00
300	9302	MENS VOLLEYBALL	7,993.06	.00	.00	.00	573.00-	8,566.06
300	9303	HUDDLE/SHUDDLE	2,185.20	.00	1,650.00	68.71	405.52	3,429.68
300	9304	LINK CREW	3,212.64	.00	868.00	.00	1,052.25	3,028.39
300	9313	MUSICAL	6,979.31	3,834.00	3,834.00	.00	.00	10,813.31
300	9325	MHS BAND TRIP	7,171.20	.00	.00	.00	.00	7,171.20
300	9334	BEEHIVE CAFE	20,072.08	2,362.40	6,200.15	1,872.26	5,708.51	20,563.72
300	9410	SPARKLE CHEERLEADING	2,577.99	.00	900.00	.00	299.78	3,178.21
401	9010	AUXILIARY FUNDS/ST FRANCI	.00	94,178.16	189,982.19	36,084.97	89,637.01	100,345.18
401	9017	AUXILIARY FUNDS/ST FRANCI	37.41	.00	.00	.00	.00	37.41
401	9019	AUXILIARY FUNDS/ST FRANCI	78,595.95	.00	187.16	7,792.35	78,783.11	.00
401	9020	AUX FUNDS NURTURY	.00	3,719.52	7,192.62	.00	.00	7,192.62
401	9027	AUX FUNDS NURTURY	72.90	.00	.00	.00	.00	72.90
401	9030	AUX FUNDS MCA	.00	47,668.76	94,671.38	8,356.44	90,392.29	4,279.09
401	9039	AUX FUNDS MCA	18,511.09	.00	24.66	1,509.91	18,535.75	.00
401	9040	AUX FUNDS KIDS COUNTRY	.00	7.55	3,036.07	.00	.00	3,036.07
401	9049	AUX FUNDS KIDS COUNTRY	10,268.70	.00	28.80	249.63	10,297.50	.00
401	9066	SM WONDERS	1,644.12	.00	.00	.00	.00	1,644.12
432	9097	MANAGE. INFO. SYS. FUND	.80	.00	.00	.00	.00	.80
450	9008	SCHOOLNET PLUS FY2008: GR	1.00	.00	.00	.00	.00	1.00
451	9010	CONNECTIVITY	.00	9,900.00	9,900.00	.00	.00	9,900.00
451	9013	CONNECTIVITY 2013	800.00	.00	.00	.00	.00	800.00
451	9018	CONNECTIVITY FY18	564.00	.00	.00	.00	.00	564.00
451	9019	CONNECTIVITY	19,800.00	.00	.00	.00	19,680.00	120.00
452	9008	SCHOOLNET PROFESSIONAL DE	66.15	.00	.00	.00	.00	66.15
467	9020	FOUNDATION - STUDENT WELL	.00	.00	192,581.42	.00	.00	192,581.42
499	9012	INTERN PSYCH FY12	45.81	.00	.00	.00	.00	45.81
499	9013	INTERN PSYCH FY13	39.97	.00	.00	.00	.00	39.97
499	9019	SCHOOL SAFETY	37,148.75	29,679.80	29,679.80	.00	37,148.75	29,679.80
499	9024	LOCAL GOVERNMENT INNOVATI	7,750.00	.00	.00	.00	.00	7,750.00
499	9039	INTERN PSYCHOLOGIST GRANT	2.20	.00	.00	.00	.00	2.20
499	9112	E-TECH BLENDED LEARNING G	321.71	.00	.00	.00	.00	321.71
506	9014	RESIDENT EDUCATOR GRANT	950.00	.00	.00	.00	.00	950.00
516	9015	TITLE VI-B	2,690.82	.00	.00	.00	.00	2,690.82
516	9016	TITLE VI-B	229.90	.00	.00	.00	.00	229.90
516	9019	TITLE VI-B	6,410.04	.00	272,672.29	.00	203,985.26	75,097.07
516	9020	TITLE VI-B	.00	.00	.00	120,860.60	408,803.78	408,803.78-
572	9019	TITLE I	302.23	.00	111,350.41	.00	86,421.63	25,231.01
572	9020	TITLE I	.00	.00	.00	41,348.34	135,394.82	135,394.82-
572	9116	TITLE I-D	2.83	.00	.00	.00	.00	2.83
572	9119	TITLE I-D	9,526.19	.00	25,402.15	.00	20,470.47	14,457.87
572	9120	TITLE I-D	.00	.00	.00	1,568.73	8,438.72	8,438.72-
587	9019	PRESCHOOL	131.48	.00	5,249.61	.00	3,009.77	2,371.32
587	9020	PRESCHOOL	.00	.00	.00	4,242.94	12,329.85	12,329.85-

Date: 12/04/19

FINANCIAL SUMMARY REPORT
Processing Month: November 2019
MEDINA CITY SCHOOL DISTRICT

Page: 6
(FINSUM)

Fnd	Sc	Description	Beginning Balance	MTD Revenues	FYTD Revenues	MTD Expenditures	FYTD Expenditures	Current Available Balance
590	9019	TITLE II-A	41,141.13	.00	35,071.94	.00	31,560.82	44,652.25
590	9020	TITLE II-A	.00	.00	.00	17,196.22	31,070.69	31,070.69-
599	9019	TITLE IV-A STUDENT SUPPOR	15,509.72	.00	10,277.28	.00	9,013.04	16,773.96
599	9020	TITLE IV-A STUDENT SUPPOR	.00	.00	.00	1,139.78	7,759.37	7,759.37-
		Grand Total All Funds	76,258,648.68	3,732,206.12	47313,790.25	13,923,982.80	50158,445.00	73413,993.93
		Total Invested Funds	.00					

Date: 12/04/2019

C H E C K R E G I S T E R
Processing Month: November 2019
MEDINA CITY SCHOOL DISTRICT

Page: 1
(CHKREG)

Check#	Check Date	Org Sta	Vendor Paid	Check Amount	Status Date
008844	11/05/2019	M/M	MEMO - U.S. BANK PURCHASE CARD	31,226.98	
008845	11/05/2019	M/M	MEMO - MEDICAL MUTUAL	229,807.12	
008846	11/08/2019	M/M	OHIO DEPT OF ED - MEMO CK	77,499.00	
008847	11/06/2019	M/M	GORDON FOOD SERVICE	6,303.44	
008848	11/06/2019	M/M	GORDON FOOD SERVICE	120.71	
008849	11/13/2019	M/M	GORDON FOOD SERVICE	3,908.83	
008850	11/13/2019	M/M	GORDON FOOD SERVICE	104.84	
008851	11/08/2019	M/M	MEMO --S T R S	84,607.16	
008852	11/08/2019	M/M	MEMO --S E R S	4,204.24	
008853	11/08/2019	M/M	MEMO -MEDINA CITY SCHOOLS	327,045.90	
008854	11/08/2019	M/M	MEMO - HUNTINGTON NAT'L BANK	31,295.09	
008855	11/08/2019	M/M	MEMO - BUREAU WORK COMP	20,986.37	
008856	11/13/2019	M/M	MEMO MET LIFE INSURANCE	3,564.05	
008857	11/01/2019	M/M	MEMO - MEDICAL MUTUAL	84,459.53	
008858	11/08/2019	M/M	MEMO - MEDICAL MUTUAL	123,805.64	
008859	11/15/2019	M/M	ARBITERPAY	15,000.00	
008860	11/19/2019	M/M	MEMO - MEDICAL MUTUAL	198,371.41	
008861	11/08/2019	M/M	MEMO MET LIFE INSURANCE	4,904.61	
008862	11/20/2019	M/M	GORDON FOOD SERVICE	7,044.68	
008863	11/20/2019	M/M	GORDON FOOD SERVICE	348.84	
008864	11/22/2019	M/M	MEMO MET LIFE INSURANCE	18,213.40	
008865	11/22/2019	M/M	OHIO DEPT OF ED - MEMO CK	74,720.09	
008866	11/26/2019	M/M	MEMO --S T R S	85,406.17	
008867	11/26/2019	M/M	MEMO --S E R S	4,261.99	
008868	11/26/2019	M/M	MEMO -MEDINA CITY SCHOOLS	327,317.57	
008869	11/26/2019	M/M	MEMO - HUNTINGTON NAT'L BANK	31,632.13	
008870	11/26/2019	M/M	MEMO - BUREAU WORK COMP	21,201.43	
008871	11/25/2019	M/M	SYSCO CLEVELAND INC	55,014.39	
008872	11/25/2019	M/M	SYSCO CLEVELAND INC	1,906.07	
008873	11/22/2019	M/V	MEMO MET LIFE INSURANCE	18,213.40	11/22/2019
008874	11/26/2019	M/M	MEMO - BANK OF NEW YORK	4,871,143.74	
008875	11/26/2019	M/M	MEMO - BUREAU WORK COMP	4,630.15	
008876	11/25/2019	M/M	MEMO - MEDICAL MUTUAL	116,542.15	
008877	11/29/2019	M/M	MEMO - MEDICAL MUTUAL	72,770.13	
008878	11/27/2019	M/M	GORDON FOOD SERVICE	6,977.98	
008879	11/27/2019	M/M	GORDON FOOD SERVICE	86.77	
008880	11/29/2019	M/M	STRS	473,266.00	
008881	11/29/2019	M/M	SERS - MEMO	126,408.00	
008882	11/08/2019	M/M	MEMO MET LIFE INSURANCE	19,267.70	
008883	11/29/2019	M/M	MEMO - P & A ADMINISTRATIVE	23,858.16	
008884	11/29/2019	M/M	MEMO - P & A ADMINISTRATIVE	139.39	
008885	11/29/2019	T/T	MEMO -MEDINA CITY SCHOOLS	327,806.25	
008886	11/29/2019	T/T	MEMO -MEDINA CITY SCHOOLS	37,050.00	
008887	11/29/2019	T/T	MEMO -MEDINA CITY SCHOOLS	5,550.01	
630720	11/12/2019	W/R	A & N RESTAURANT EQUIPMENT	3,075.00	11/27/2019
630721	11/12/2019	W/R	ACCO BRANDS	381.92	11/19/2019
630722	11/12/2019	W/R	ACHIEVEMENT ADVANTAGE	1,550.00	11/18/2019
630723	11/12/2019	W/R	ACT, INC	520.00	11/19/2019
630724	11/12/2019	W/R	ADVANCE AUTO PARTS	891.73	11/18/2019
630725	11/12/2019	W/R	AGPARTS EDUCATION	89.50	11/18/2019
630726	11/12/2019	W/R	ALAN T ROLAND	140.00	11/13/2019
630727	11/12/2019	W/R	ALBRIGHT SECURITY CENTER, INC.	8.48	11/26/2019

Date: 12/04/2019

C H E C K R E G I S T E R
Processing Month: November 2019
MEDINA CITY SCHOOL DISTRICT

Page: 2
(CHKREG)

Check#	Check Date	Org Sta	Vendor Paid	Check Amount	Status Date
630728	11/12/2019	W/R	ALEXANDRA MUSSELMAN	311.80	11/13/2019
630729	11/12/2019	W/R	ALISON SNOOK	70.88	11/13/2019
630730	11/12/2019	W/V	ANGELA NUCKOLS	501.70	11/12/2019
630731	11/12/2019	W/R	ANTHONY BELSITO	540.00	11/13/2019
630732	11/12/2019	W/R	APEX MARKETING SOLUTIONS	2,141.60	11/18/2019
630733	11/12/2019	W/R	APOLLO PEST CONTROL COMPANY	643.00	11/20/2019
630734	11/12/2019	W/R	APPLIED MSS	836.15	11/19/2019
630735	11/12/2019	W/R	AQUACLEAR	43.35	11/21/2019
630736	11/12/2019	W/R	ARBITER SPORTS	350.00	11/13/2019
630737	11/12/2019	W/R	ARMSTRONG	588.14	11/18/2019
630738	11/12/2019	W/R	ARMSTRONG CABLE	209.90	11/18/2019
630739	11/12/2019	W/R	ASCA	378.50	11/18/2019
630740	11/12/2019	W/R	BELLEFAIRE JEWISH CHILDREN'S	13,295.66	11/15/2019
630741	11/12/2019	W/R	BIG D GLASS & MIRROR CO	7,906.00	11/18/2019
630742	11/12/2019	W/R	BLICK ART MATERIALS LLC	1,414.56	11/18/2019
630743	11/12/2019	W/R	DAIRYMENS	4,819.10	11/18/2019
630744	11/12/2019	W/R	BRADFORD SCOTT QUADE	116.00	11/13/2019
630745	11/12/2019	W/R	BRIAN PRITCHARD	19.00	11/13/2019
630746	11/12/2019	W/R	BSN SPORTS LLC	349.75	11/20/2019
630747	11/12/2019	W/R	BUEHLER'S MARKETS	761.60	11/18/2019
630748	11/12/2019	W/R	CARDINAL BUS SALES & SERV INC	2,078.77	11/18/2019
630749	11/12/2019	W/R	CAROLINA BIOLOGICAL SUPPLY CO.	76.75	11/18/2019
630750	11/12/2019	W/R	DOMINIC'S PIZZA	212.55	11/18/2019
630751	11/12/2019	W/R	CENTERRA CO-OP	7,951.75	11/19/2019
630752	11/12/2019	W/R	CENTRAL INSTRUMENT CO.	6,408.02	11/18/2019
630753	11/12/2019	W/R	CHRISTINA HAMMAN	320.07	11/13/2019
630754	11/12/2019	W/R	CHRONICLE TELEGRAM	265.94	11/18/2019
630755	11/12/2019	W/R	CHUCK'S CUSTOM, LLC	302.90	11/22/2019
630756	11/12/2019	W/R	CHURCH PARTNER	206.95	11/20/2019
630757	11/12/2019	W/R	CINTAS CORPORATION	1,251.64	11/18/2019
630758	11/12/2019	W/R	CITY OF MEDINA	16,816.19	11/18/2019
630759	11/12/2019	W/R	COCA COLA BOTTLING CO CSLDT	1,925.85	11/18/2019
630760	11/12/2019	W/R	CONNEY SAFETY PRODUCTS	634.41	11/19/2019
630761	11/12/2019	W/R	CRITCHFIELD, CRITCHFIELD	124.00	11/18/2019
630762	11/12/2019	W/R	CROSS THREAD SOLUTIONS LLC	383.70	11/18/2019
630763	11/12/2019	W/R	CROWN TROPHY OF MEDINA	140.00	11/22/2019
630764	11/12/2019	W/R	CUMMINS INTERSTATE POWER INC	312.38	11/19/2019
630765	11/12/2019	W/R	DANIEL SMITH	10.56	11/13/2019
630766	11/12/2019	W/R	DATA RECOGNITION CORP.	14,133.00	11/19/2019
630767	11/12/2019	W/R	DEBBIE BLASCAK	40.46	11/18/2019
630768	11/12/2019	W/R	DESIGNS INK LTD	225.00	11/18/2019
630769	11/12/2019	W/R	DISCOUNT MAGAZINE	237.26	11/19/2019
630770	11/12/2019	W/R	DYSLEXIA COACH OF NJ LLC	1,365.00	11/18/2019
630771	11/12/2019	W/R	EASY GRAPHICS CORP	1,181.00	11/25/2019
630772	11/12/2019	W/R	EDUCATIONAL FURNITURE LLC	48,490.34	11/18/2019
630773	11/12/2019	W/R	EDUCATIONAL SERVICE CENTER	100.00	11/15/2019
630774	11/12/2019	W/R	ELECTRICAL APPLIANCE REPAIR	514.79	11/19/2019
630775	11/12/2019	W/R	EMILY PETTWAY	381.20	11/18/2019
630776	11/12/2019	W/R	ESC OF MEDINA COUNTY	5,093.08	11/18/2019
630777	11/12/2019	W/R	FOLLETT SCHOOL SOLUTIONS INC	19.93	11/18/2019
630778	11/12/2019	W/R	FOLLETT SCHOOL SOLUTIONS INC	5,672.15	11/18/2019
630779	11/12/2019	W/R	FREE SPIRIT PUBLISHING INC	42.99	11/18/2019

Date: 12/04/2019

C H E C K R E G I S T E R
Processing Month: November 2019
MEDINA CITY SCHOOL DISTRICT

Page: 3
(CHKREG)

Check#	Check Date	Org Sta	Vendor Paid	Check Amount	Status Date
630780	11/12/2019	W/R	GEPPETTO'S	72.00	11/19/2019
630781	11/12/2019	W/R	GOODWILL INDUSTRIES AKRON INC	4,826.25	11/13/2019
630782	11/12/2019	W/R	GORDON FOOD SERVICE	679.93	11/20/2019
630783	11/12/2019	W/R	GORDON FOOD SERVICE	132.36	11/20/2019
630784	11/12/2019	W/R	GRAINGER SUPPLY CO	14.30	11/19/2019
630785	11/12/2019	W/R	GRIZZLY AUTO & TIRE	519.08	11/19/2019
630786	11/12/2019	W/W	H.S.H. CONSTRUCTION &	500.00	
630787	11/12/2019	W/R	HARPLEY CS LLC	1,100.00	11/13/2019
630788	11/12/2019	W/R	HD SUPPLY FACILITIES	184.92	11/21/2019
630789	11/12/2019	W/R	HEINEMANN	262.90	11/18/2019
630790	11/12/2019	W/R	HERSHEY CREAMERY CO	1,427.64	11/18/2019
630791	11/12/2019	W/R	HUBERT COMPANY LLC	157.35	11/18/2019
630792	11/12/2019	W/R	INNOVATIVE SOLUTIONS	1,995.00	11/18/2019
630793	11/12/2019	W/R	JANNOT'S DESIGNS LLC	602.90	11/22/2019
630794	11/12/2019	W/R	JENNIFER ULMER	64.57	11/13/2019
630795	11/12/2019	W/R	JESSICA NIEMANTSVERDRIET	17.61	11/13/2019
630796	11/12/2019	W/R	JESSICA WYATT	30.05	11/13/2019
630797	11/12/2019	W/R	JOHN WESTFALL JR	17.34	11/13/2019
630798	11/12/2019	W/R	JOHNSTONE SUPPLY INC.	350.00	11/19/2019
630799	11/12/2019	W/R	JORDAN OLSON	107.88	11/13/2019
630800	11/12/2019	W/R	JOSHEN PAPER & PACKAGING	2,422.29	11/18/2019
630801	11/12/2019	W/R	JULIE MCCABE	860.00	11/13/2019
630802	11/12/2019	W/R	JUSTIN BRANTNER	21.14	11/13/2019
630803	11/12/2019	W/R	JW PEPPER & SON, INC.	224.99	11/19/2019
630804	11/12/2019	W/R	KARON LIPPINCOTT	148.87	11/13/2019
630805	11/12/2019	W/R	KATHERINE HARTUNG	107.65	11/13/2019
630806	11/12/2019	W/R	KATIE ALLEN	116.96	11/13/2019
630807	11/12/2019	W/R	KENSTON HIGH SCHOOL	75.00	11/26/2019
630808	11/12/2019	W/R	KIEFER EQUIPMENT CO	45.53	11/26/2019
630809	11/12/2019	W/R	LANGUAGE LEARNING ASSOCIATES	39,811.50	11/13/2019
630810	11/12/2019	W/R	LEARN21: A FLEXIBLE LEARNING	80.00	11/20/2019
630811	11/12/2019	W/R	LORI S KELLY	2,775.50	11/13/2019
630812	11/12/2019	W/R	MACK'S, INC.	500.28	11/18/2019
630813	11/12/2019	W/W	MAGICAL THEATRE COMPANY	300.00	
630814	11/12/2019	W/R	MALLEY'S CHOCOLATES	3,600.00	11/18/2019
630815	11/12/2019	W/R	MARCO'S PIZZA, INC	37.70	11/18/2019
630816	11/12/2019	W/R	MARION D LEONARD	300.00	11/13/2019
630817	11/12/2019	W/R	MARY BETH ELIAS	55.68	11/13/2019
630818	11/12/2019	W/R	MCJAK CANDY CO LLC	13.20	11/20/2019
630819	11/12/2019	W/R	MCS FOOD SERVICE DEPT.	267.43	11/14/2019
630820	11/12/2019	W/R	MCSCRT	225.00	11/29/2019
630821	11/12/2019	W/R	MEDINA CITY SCHOOLS	76,996.96	11/14/2019
630822	11/12/2019	W/R	MEDINA COUNTY BOARD OF	4,999.72	11/19/2019
630823	11/12/2019	W/R	MEDINA COUNTY SANITARY	1,793.45	11/18/2019
630824	11/12/2019	W/R	MEDINA HARDWARE, INC	282.12	11/18/2019
630825	11/12/2019	W/R	MEDINA SIGN POST INC	4,000.00	11/18/2019
630826	11/12/2019	W/R	MEGAN MONTGOMERY	144.12	11/13/2019
630827	11/12/2019	W/V	MELISSA ALICE COTTAGE	344.25	11/12/2019
630828	11/12/2019	W/R	MENTOR SCIENCE OLYMPIAD	90.00	11/20/2019
630829	11/12/2019	W/R	MINDAN ALT	21.81	11/13/2019
630830	11/12/2019	W/R	MNJ TECHNOLOGIES DIRECT INC	148.00	11/18/2019
630831	11/12/2019	W/R	MONTVILLE POLICE DEPARTMENT	934.25	11/19/2019

Date: 12/04/2019

C H E C K R E G I S T E R
Processing Month: November 2019
MEDINA CITY SCHOOL DISTRICT

Page: 4
(CHKREG)

Check#	Check Date	Org Sta	Vendor Paid	Check Amount	Status Date
630832	11/12/2019	W/R	MORGAN AMEND	2,902.00	11/18/2019
630833	11/12/2019	W/R	MUSIC THERAPY ENRICHMENT	1,004.00	11/21/2019
630834	11/12/2019	W/R	MYRA BOWYER	105.00	11/13/2019
630835	11/12/2019	W/R	NEUHAUS EDUCATION CENTER	100.00	11/18/2019
630836	11/12/2019	W/R	NICKLES BAKERY	1,487.76	11/19/2019
630837	11/12/2019	W/R	NORTH GATEWAY TIRE CO INC	64.30	11/18/2019
630838	11/12/2019	W/R	OAGC	1,695.00	11/19/2019
630839	11/12/2019	W/R	OAPSA	70.00	11/25/2019
630840	11/12/2019	W/W	OHIO ASSOC OF STUDENT COUNCILS	210.00	
630841	11/12/2019	W/R	OASBO	470.00	11/20/2019
630842	11/12/2019	W/R	OHIO EDISON COMPANY	55,083.33	11/18/2019
630843	11/12/2019	W/R	OHIO SCHOOLS COUNCIL- NAT GAS	14,033.00	11/19/2019
630844	11/12/2019	W/W	ORLO AUTO PARTS INC	430.30	
630845	11/12/2019	W/R	P & A ADMINISTRATIVE SERVICES	120.00	11/19/2019
630846	11/12/2019	W/R	PEARSON EDUCATION, INC.	78.98	11/20/2019
630847	11/12/2019	W/R	CAFETERIA-PEPSI COLA ORDERS	2,520.49	11/18/2019
630848	11/12/2019	W/R	POINT SPRING & DRIVESHAFT CO	1,957.05	11/20/2019
630849	11/12/2019	W/W	PRINCETON DEBATE PANEL	1,610.00	
630850	11/12/2019	W/R	QUILL CORPORATION	213.72	11/19/2019
630851	11/12/2019	W/R	RAFCOMM, INC.	56.15	11/18/2019
630852	11/12/2019	W/R	RAMSEYER FARMS, LTD.	679.00	11/29/2019
630853	11/12/2019	W/R	REACHING NEW HEIGHTS LLC	120.00	11/19/2019
630854	11/12/2019	W/R	REALLY GOOD STUFF LLC	274.86	11/18/2019
630855	11/12/2019	W/R	REINHARDT SUPPLY COMPANY	3,824.11	11/18/2019
630856	11/12/2019	W/R	RENTEQUIP, INC.	339.20	11/19/2019
630857	11/12/2019	W/R	RICHARD'S WHOLESALE FENCE CO	600.28	11/21/2019
630858	11/12/2019	W/R	RJ VERNAK REFRIGERATION	701.00	11/22/2019
630859	11/12/2019	W/R	ROJEN COMPANY	36.16	11/18/2019
630860	11/12/2019	W/R	RONDA FRENCH	247.08	11/13/2019
630861	11/12/2019	W/R	SARGENT-WELCH LLC	761.15	11/18/2019
630862	11/12/2019	W/R	SCHOOL SPECIALTY, INC	394.43	11/20/2019
630863	11/12/2019	W/R	SCOTT SCRIVEN LLP	3,978.00	11/19/2019
630864	11/12/2019	W/R	SHAYNA SAMOSKY	16.01	11/13/2019
630865	11/12/2019	W/R	SHELLEY MACK	592.00	11/13/2019
630866	11/12/2019	W/R	SHELLY JANSEN	50.12	11/13/2019
630867	11/12/2019	W/R	SHERWIN WILLIAMS COMPANY	33.47	11/19/2019
630868	11/12/2019	W/R	SMETZER'S TIRE CENTER, INC.	700.90	11/18/2019
630869	11/12/2019	W/R	SPHERO INC	1,359.96	11/21/2019
630870	11/12/2019	W/R	SPORTSWORLD	824.50	11/22/2019
630871	11/12/2019	W/R	STACY M FARRENHOLZ	912.50	11/13/2019
630872	11/12/2019	W/R	STAPLES INC	66.56	11/20/2019
630873	11/12/2019	W/R	STEPHANI ITIBROUT	76.16	11/13/2019
630874	11/12/2019	W/R	STEPS ACADEMY	8,062.50	11/18/2019
630875	11/12/2019	W/W	STEVEN BRIAN HARRIS	4,600.00	
630876	11/12/2019	W/W	SUBURBAN SCHOOL	58,588.00	
630877	11/12/2019	W/R	SUMMIT COUNTY ESC	170.00	11/19/2019
630878	11/12/2019	W/R	SUSAN KLINGSHIRN	350.00	11/13/2019
630879	11/12/2019	W/R	SUSAN TOTH	350.00	11/13/2019
630880	11/12/2019	W/R	TALBERT'S COMMERCIAL PRODUCTS	446.42	11/21/2019
630881	11/12/2019	W/R	TECHNOLOGY ENGINEERING	431,712.08	11/13/2019
630882	11/12/2019	W/R	TINA CASSIDY	336.17	11/13/2019
630883	11/12/2019	W/R	TRACI SWANTEK	42.81	11/13/2019

Date: 12/04/2019

C H E C K R E G I S T E R
Processing Month: November 2019
MEDINA CITY SCHOOL DISTRICT

Page: 5
(CHKREG)

Check#	Check Date	Org Sta	Vendor Paid	Check Amount	Status Date
630884	11/12/2019	W/R	TRACY BROWN	1,000.00	11/18/2019
630885	11/12/2019	W/R	TRACY MACHALEC	148.76	11/13/2019
630886	11/12/2019	W/R	TRANSPORTATION ACCESSORIES	209.10	11/20/2019
630887	11/12/2019	W/R	TRIPLETT PORTABLE WELDING	380.00	11/29/2019
630888	11/12/2019	W/R	UNITED RENTALS (N AMERICA) INC	150.00	11/25/2019
630889	11/12/2019	W/R	UNITY SCHOOL BUS PARTS	1,200.00	11/18/2019
630890	11/12/2019	W/R	USA MOBILE DRUG TESTING	381.00	11/19/2019
630891	11/12/2019	W/R	VINSON GROUP, LLC	1,666.66	11/19/2019
630892	11/12/2019	W/R	VSA INC	2,897.00	11/18/2019
630893	11/12/2019	W/R	W.B. MASON CO., INC.	35.96	11/20/2019
630894	11/12/2019	W/R	WEST MUSIC COMPANY INC	362.70	11/26/2019
630895	11/12/2019	W/R	WHITE HOUSE ARTESIAN SPRINGS	14.50	11/19/2019
630896	11/12/2019	W/R	WIESER EDUCATIONAL, INC	2,261.56	11/19/2019
630897	11/12/2019	W/R	WOLFF BROS. SUPPLY, INC.	267.46	11/18/2019
630898	11/12/2019	W/R	WORKS INTERNATIONAL INC	15,248.00	11/20/2019
630899	11/12/2019	W/R	ANGELA NUCKOLS	157.45	11/13/2019
630900	11/12/2019	W/R	MELISSA ALICE COTTAGE	688.50	11/13/2019
630901	11/20/2019	W/R	ABC THERAPY, LTD	18,907.75	11/21/2019
630902	11/20/2019	W/R	ADVANCE AUTO PARTS	527.00	11/26/2019
630903	11/20/2019	W/R	AIRGAS USA, LLC	43.41	11/26/2019
630904	11/20/2019	W/W	AKRON CHILDRENS HOSPITAL	240.77	
630905	11/20/2019	W/R	ALAN T ROLAND	122.50	11/22/2019
630906	11/20/2019	W/R	AMERICAN TIME & SIGNAL COMPANY	733.79	11/26/2019
630907	11/20/2019	W/R	ANGELA NUCKOLS	102.00	11/22/2019
630908	11/20/2019	W/R	ANTHONY BELSITO	333.00	11/22/2019
630909	11/20/2019	W/R	AQUACLEAR	40.00	11/25/2019
630910	11/20/2019	W/W	ARDENT PIANO	450.00	
630911	11/20/2019	W/R	ARLISS MICHELLE EIERDAM	63.00	11/22/2019
630912	11/20/2019	W/R	ASCA	129.00	11/26/2019
630913	11/20/2019	W/R	BARNES & NOBLE EDUCATION, INC	4,020.51	11/27/2019
630914	11/20/2019	W/R	BATTELLE FOR KIDS	9,500.00	11/25/2019
630915	11/20/2019	W/W	BERCKEMEYER CONSULTING GROUP	2,415.00	
630916	11/20/2019	W/R	BLICK ART MATERIALS LLC	787.88	11/27/2019
630917	11/20/2019	W/R	DAIRYMENS	4,843.75	11/25/2019
630918	11/20/2019	W/R	BRADFORD SCOTT QUADE	104.00	11/22/2019
630919	11/20/2019	W/R	BUEHLER'S MARKETS	37.27	11/25/2019
630920	11/20/2019	W/R	CARDINAL BUS SALES & SERV INC	446.24	11/25/2019
630921	11/20/2019	W/R	CENTERRA CO-OP	53.92	11/26/2019
630922	11/20/2019	W/R	CENTRAL INSTRUMENT CO.	415.00	11/25/2019
630923	11/20/2019	W/R	CHRISTOPHER BRINK	122.50	11/22/2019
630924	11/20/2019	W/W	CHUCK'S CUSTOM, LLC	462.53	
630925	11/20/2019	W/W	CINTAS FIRST AID & SAFETY	246.99	
630926	11/20/2019	W/R	CINTAS CORPORATION	528.38	11/25/2019
630927	11/20/2019	W/R	CITY OF MEDINA	39,104.88	11/26/2019
630928	11/20/2019	W/W	CLEVELAND CLINIC ATWORK	130.00	
630929	11/20/2019	W/R	COCA COLA BOTTLING CO CSLDT	2,010.75	11/25/2019
630930	11/20/2019	W/R	COLORAMICS, LLC DBA OHIO CERAM	345.07	11/26/2019
630931	11/20/2019	W/R	COLUMBIA GAS OF OHIO, INC	293.29	11/26/2019
630932	11/20/2019	W/R	CUYAHOGA VALLEY	900.00	11/27/2019
630933	11/20/2019	W/R	CRISIS PREVENTON INST, INC.	300.00	11/29/2019
630934	11/20/2019	W/W	CRICK SOFTWARE, INC.	50.00	
630935	11/20/2019	W/R	CROSSROADS ASPHALT	13,534.11	11/25/2019

Date: 12/04/2019

C H E C K R E G I S T E R
Processing Month: November 2019
MEDINA CITY SCHOOL DISTRICT

Page: 6
(CHKREG)

Check#	Check Date	Org Sta	Vendor Paid	Check Amount	Status Date
630936	11/20/2019	W/R	CUMMINS INTERSTATE POWER INC	143.08	11/29/2019
630937	11/20/2019	W/W	CYNTHIA M SHEVEL	1,410.00	
630938	11/20/2019	W/R	DAVID L ARBOGAST	122.50	11/22/2019
630939	11/20/2019	W/R	DAVID RAINS	4.52	11/22/2019
630940	11/20/2019	W/R	EASY GRAPHICS CORP	19.00	11/29/2019
630941	11/20/2019	W/R	EDUCATIONAL SERVICE CENTER	41,406.00	11/26/2019
630942	11/20/2019	W/R	EF EDUCATIONAL FIRST	6,500.00	11/27/2019
630943	11/20/2019	W/R	ENTERPRISE FLEET MGMT INC.	17,655.08	11/27/2019
630944	11/20/2019	W/R	ENVIRONMENTAL DESIGN GROUP LLC	139.20	11/26/2019
630945	11/20/2019	W/R	ERIN VLEUGELS	15.78	11/22/2019
630946	11/20/2019	W/R	ESC OF MEDINA COUNTY	60,492.94	11/25/2019
630947	11/20/2019	W/W	EVERSHARP POWER EQUIPMENT, INC	144.90	
630948	11/20/2019	W/R	FARMERS EXCHANGE CO INC	489.02	11/25/2019
630949	11/20/2019	W/R	FARNHAM EQUIPMENT COMPANY INC	9,380.00	11/25/2019
630950	11/20/2019	W/R	FASTENAL COMPANY	281.53	11/25/2019
630951	11/20/2019	W/W	FECHKO EXCAVATING, INC	36,591.24	
630952	11/20/2019	W/W	OASBO - FIVE COUNTY	100.00	
630953	11/20/2019	W/R	FOCUS 3 LLC	9,825.00	11/26/2019
630954	11/20/2019	W/R	FOLLETT SCHOOL SOLUTIONS INC	1,285.11	11/27/2019
630955	11/20/2019	W/R	FRONTIER	829.04	11/27/2019
630956	11/20/2019	W/R	GORDON FOOD SERVICE	233.21	11/27/2019
630957	11/20/2019	W/R	GREAT LAKES BIOMEDICAL LTD	552.00	11/25/2019
630958	11/20/2019	W/W	GREATER MEDINA CHAMBER	36.00	
630959	11/20/2019	W/W	HARBOR EDUCATION SERVICES, LLC	6,615.00	
630960	11/20/2019	W/R	HERSHEY CREAMERY CO	1,147.80	11/26/2019
630961	11/20/2019	W/R	HOBART SALES&SERV,HMR/INNOTECH	139.49	11/25/2019
630962	11/20/2019	W/R	HOUSE OF FLOWERS & GIFTS LLC	85.00	11/27/2019
630963	11/20/2019	W/W	INSTITUTE FOR MULTI-SENSORY	25.00	
630964	11/20/2019	W/R	ACA TRACK	1,272.00	11/21/2019
630965	11/20/2019	W/W	JACKSON GODSEY	35.40	
630966	11/20/2019	W/R	JACOB CIULLA	830.00	11/25/2019
630967	11/20/2019	W/R	JANINA HIGGINS	23.20	11/22/2019
630968	11/20/2019	W/R	JOSEPH STEFANKO	219.82	11/22/2019
630969	11/20/2019	W/R	JOSHEN PAPER & PACKAGING	1,261.14	11/25/2019
630970	11/20/2019	W/R	JOSTENS INC	4,222.30	11/27/2019
630971	11/20/2019	W/W	JULIE WILLIAMS	3,011.26	
630972	11/20/2019	W/R	JW PEPPER & SON, INC.	196.92	11/25/2019
630973	11/20/2019	W/R	KAESER & BLAIR, INC	204.24	11/26/2019
630974	11/20/2019	W/R	KATIE BOBER	51.05	11/22/2019
630975	11/20/2019	W/R	KEVIN AMBURY	80.92	11/22/2019
630976	11/20/2019	W/R	KO LAUNDRY	3,329.20	11/26/2019
630977	11/20/2019	W/R	LEONARD J CONETSCO	63.00	11/22/2019
630978	11/20/2019	W/R	LESLIE DESHANE	1,700.00	11/25/2019
630979	11/20/2019	W/W	LITERACY RESOURCES, INC.	256.77	
630980	11/20/2019	W/R	LODI LUMBER CO	66.68	11/25/2019
630981	11/20/2019	W/R	MACIE PUBLISHING COMPANY	77.20	11/25/2019
630982	11/20/2019	W/R	MADCAP PUPPETS & EDUCATION LLC	582.50	11/29/2019
630983	11/20/2019	W/W	MAGICAL THEATRE COMPANY	151.50	
630984	11/20/2019	W/R	MARLA BUTKE	650.00	11/26/2019
630985	11/20/2019	W/R	MCS FOOD SERVICE DEPT.	485.85	11/22/2019
630986	11/20/2019	W/R	MEDINA ATHLETIC BOOSTER CLUB	135.00	11/25/2019
630987	11/20/2019	W/R	MEDINA CITY SCHOOLS	2,229.55	11/21/2019

Date: 12/04/2019

C H E C K R E G I S T E R
Processing Month: November 2019
MEDINA CITY SCHOOL DISTRICT

Page: 7
(CHKREG)

Check#	Check Date	Org Sta	Vendor Paid	Check Amount	Status Date
630988	11/20/2019	W/W	MEDINA COUNTY PORT AUTHORITY	853.00	
630989	11/20/2019	W/R	MEDINA COUNTY SANITARY	175.24	11/27/2019
630990	11/20/2019	W/R	MEDINA GLASS COMPANY	599.16	11/27/2019
630991	11/20/2019	W/R	MELISSA ALICE COTTAGE	344.25	11/22/2019
630992	11/20/2019	W/R	MICHAEL PAFFUMI	54.29	11/22/2019
630993	11/20/2019	W/R	MICHAEL WESNER	183.75	11/22/2019
630994	11/20/2019	W/R	MICHELLE STUMP	52.20	11/22/2019
630995	11/20/2019	W/R	MNJ TECHNOLOGIES DIRECT INC	700.00	11/26/2019
630996	11/20/2019	W/R	MT BUSINESS TECHNOLOGIES, INC.	860.71	11/25/2019
630997	11/20/2019	W/R	MTS PUBLICATIONS	1,421.11	11/26/2019
630998	11/20/2019	W/R	NAEIR	91.50	11/25/2019
630999	11/20/2019	W/R	NATIONAL SPEECH & DEBATE ASSOC	189.00	11/25/2019
631000	11/20/2019	W/W	NEUHAUS EDUCATION CENTER	70.00	
631001	11/20/2019	W/R	NICKLES BAKERY	393.17	11/26/2019
631002	11/20/2019	W/R	NORTH GATEWAY TIRE CO INC	478.71	11/25/2019
631003	11/20/2019	W/W	OHIO DEPT OF JOB &	1,047.50	
631004	11/20/2019	W/R	OHIO EDISON COMPANY	471.66	11/26/2019
631005	11/20/2019	W/R	OHIO SCHOOL BOARDS ASSOC	170.00	11/26/2019
631006	11/20/2019	W/R	OHM ADVISORS	3,000.25	11/27/2019
631007	11/20/2019	W/R	ORLO AUTO PARTS INC	197.39	11/25/2019
631008	11/20/2019	W/R	OTC BRANDS INC	29.01	11/25/2019
631009	11/20/2019	W/R	PAUL WORSENCROFT	241.50	11/22/2019
631010	11/20/2019	W/R	PEARSON ASSESSMENTS	3,275.50	11/27/2019
631011	11/20/2019	W/R	PEPPLE & WAGGONER, LTD	115.00	11/25/2019
631012	11/20/2019	W/R	CAFETERIA-PEPSI COLA ORDERS	1,283.55	11/27/2019
631013	11/20/2019	W/R	POINT SPRING & DRIVESHAFT CO	571.12	11/26/2019
631014	11/20/2019	W/R	POWER OF THE PEN	400.00	11/29/2019
631015	11/20/2019	W/R	PSI AFFILIATES, INC.	25,815.56	11/21/2019
631016	11/20/2019	W/R	REALLY GOOD STUFF LLC	30.33	11/27/2019
631017	11/20/2019	W/W	REINHARDT SUPPLY COMPANY	3,241.20	
631018	11/20/2019	W/R	ROB SHANK	3.36	11/22/2019
631019	11/20/2019	W/R	RYDIN	576.25	11/26/2019
631020	11/20/2019	W/R	SARGENT-WELCH LLC	175.38	11/25/2019
631021	11/20/2019	W/R	SC STRATEGIC SOLUTIONS LLC	6,323.23	11/26/2019
631022	11/20/2019	W/R	SCHOLASTIC BOOK FAIRS	10,146.84	11/25/2019
631023	11/20/2019	W/R	SCHOOL SPECIALTY, INC	5,459.12	11/25/2019
631024	11/20/2019	W/R	SCRUBBER CITY INC	120.07	11/29/2019
631025	11/20/2019	W/R	SENDERO THERAPIES, INC.	60,261.04	11/21/2019
631026	11/20/2019	W/R	SHERWIN WILLIAMS COMPANY	106.90	11/27/2019
631027	11/20/2019	W/R	SMETZER'S TIRE CENTER, INC.	6,811.80	11/25/2019
631028	11/20/2019	W/W	SOCCER POST	180.00	
631029	11/20/2019	W/R	PHONAK LLC	6,745.04	11/27/2019
631030	11/20/2019	W/R	SOUTHEASTERN EQUIPMENT AND	644.00	11/25/2019
631031	11/20/2019	W/W	SPORTSWORLD	224.00	
631032	11/20/2019	W/R	STACY M FARRENHOLZ	346.75	11/22/2019
631033	11/20/2019	W/W	STAPLES INC	43.87	
631034	11/20/2019	W/R	STEARNS VIOLINS, INC.	30.00	11/27/2019
631035	11/20/2019	W/R	MOVIE LICENSING USA	504.00	11/27/2019
631036	11/20/2019	W/R	TALBERT'S COMMERCIAL PRODUCTS	330.05	11/27/2019
631037	11/20/2019	W/R	TECHNOLOGY ENGINEERING	28,648.75	11/21/2019
631038	11/20/2019	W/R	THE OHIO STATE UNIVERSITY	6,594.43	11/27/2019
631039	11/20/2019	W/R	TODD HODKEY	23.20	11/22/2019

Date: 12/04/2019

C H E C K R E G I S T E R
Processing Month: November 2019
MEDINA CITY SCHOOL DISTRICT

Page: 8
(CHKREG)

Check#	Check Date	Org Sta	Vendor Paid	Check Amount	Status Date
631040	11/20/2019	W/R	TOOLS 4 READING, LLC	35.00	11/26/2019
631041	11/20/2019	W/W	TES THERAPY	8,920.16	
631042	11/20/2019	W/R	US SCHOOL SUPPLY, INC.	89.20	11/26/2019
631043	11/20/2019	W/R	VERIZON WIRELESS	307.39	11/25/2019
631044	11/20/2019	W/R	VIZMEG LANDSCAPE INC	134,982.40	11/25/2019
631045	11/20/2019	W/R	WEST MUSIC COMPANY INC	72.50	11/29/2019
631046	11/20/2019	W/R	WOLFF BROS. SUPPLY, INC.	463.03	11/25/2019
631047	11/21/2019	B/R	CAROLYN HYDASH	31.00	11/29/2019
631048	11/21/2019	B/B	ANDREW SHELLNBARGER	50.00	
631049	11/21/2019	B/R	JULIA PHILLIPS	70.00	11/26/2019
631050	11/21/2019	B/B	JULIE / JOHN STANKOVICH	100.00	
631051	11/21/2019	B/B	DEANNE JAGODNIK	12.00	
631052	11/21/2019	B/B	CHARLOTTE BRIGGS	24.01	
631053	11/21/2019	B/R	SUSAN BOGGS	11.25	11/29/2019
631054	11/21/2019	B/B	CHRISTINE / KYLE HURLA	15.00	
631055	11/21/2019	B/B	KEYLINE RODRIGUEZ	45.00	
631056	11/21/2019	B/R	CHRISTIN / SHAYNE LAW	18.00	11/27/2019
631057	11/21/2019	B/B	BRYAN HORNICK	416.00	
631058	11/26/2019	W/W	ADVANCE AUTO PARTS	70.32	
631059	11/26/2019	W/W	AKRON CHILDRENS HOSPITAL	1,049.60	
631060	11/26/2019	W/W	AMAZON.COM	11,926.38	
631061	11/26/2019	W/R	AMY BUSBY	130.99	11/29/2019
631062	11/26/2019	W/R	ANGELA NUCKOLS	52.50	11/29/2019
631063	11/26/2019	W/R	ANTHONY BELSITO	216.00	11/29/2019
631064	11/26/2019	W/R	APPLIED MSS	269.63	11/29/2019
631065	11/26/2019	W/R	BARB DIMARINO	56.61	11/29/2019
631066	11/26/2019	W/W	BRECKSVILLE-BROADVIEW HTS	250.00	
631067	11/26/2019	W/W	BELINDA MEIER	32.63	
631068	11/26/2019	W/R	BELLEFAIRE JEWISH CHILDREN'S	37,428.92	11/27/2019
631069	11/26/2019	W/R	BRUCE TREADWAY	160.00	11/29/2019
631070	11/26/2019	W/W	BRUNSWICK ATHLETIC DEPT	140.00	
631071	11/26/2019	W/W	BSN SPORTS LLC	44.52	
631072	11/26/2019	W/W	BUEHLER'S MARKETS	570.12	
631073	11/26/2019	W/W	C MARTIN TRUCKING	1,262.02	
631074	11/26/2019	W/W	CDWG	1,145.69	
631075	11/26/2019	W/W	CENTERRA CO-OP	19,427.18	
631076	11/26/2019	W/W	CINTAS CORPORATION	11,157.71	
631077	11/26/2019	W/W	CLARENCE CRUM	1,422.00	
631078	11/26/2019	W/W	CLEVELAND MUSEUM OF NAT.HIST.	161.00	
631079	11/26/2019	W/W	COLUMBIA GAS OF OHIO, INC	7,256.43	
631080	11/26/2019	W/W	CRISIS PREVENTON INST, INC.	150.00	
631081	11/26/2019	W/W	CROWN TROPHY OF MEDINA	1,134.85	
631082	11/26/2019	W/W	DANENE BEAL	59.16	
631083	11/26/2019	W/R	DAVID L ARBOGAST	105.00	11/29/2019
631084	11/26/2019	W/R	DEBRA HICKS	50.78	11/29/2019
631085	11/26/2019	W/R	EDUCATIONAL SERVICE CENTER	45,096.00	11/27/2019
631086	11/26/2019	W/W	GARFIELD HEIGHTS ATH BOOSTER	200.00	
631087	11/26/2019	W/R	GREAT LAKES BIOMEDICAL LTD	391.00	11/29/2019
631088	11/26/2019	W/W	HUDSON CITY SCHOOL DISTRICT	453.00	
631089	11/26/2019	W/W	INFOCON, PRINT IT DIRECT	742.65	
631090	11/26/2019	W/W	INSTITUTE FOR MULTI-SENSORY	629.65	
631091	11/26/2019	W/R	JACQUELYN HARPER	100.00	11/29/2019

Date: 12/04/2019

C H E C K R E G I S T E R
Processing Month: November 2019
MEDINA CITY SCHOOL DISTRICT

Page: 9
(CHKREG)

Check#	Check Date	Org Sta	Vendor Paid	Check Amount	Status Date
631092	11/26/2019	W/R	JASON T. STURM	59.78	11/29/2019
631093	11/26/2019	W/R	JEAN NICOLE MILLER	153.44	11/29/2019
631094	11/26/2019	W/R	JEANNE BLANKENSHIP	235.67	11/29/2019
631095	11/26/2019	W/R	JENNIFER ENGLER	143.95	11/29/2019
631096	11/26/2019	W/R	JESSICA NIEMANTSVERDRIET	29.28	11/29/2019
631097	11/26/2019	W/R	JOANN STEIRER	48.26	11/29/2019
631098	11/26/2019	W/W	JOSHEN PAPER & PACKAGING	1,195.97	
631099	11/26/2019	W/W	JW PEPPER & SON, INC.	152.99	
631100	11/26/2019	W/R	KEVIN DAUGHERTY	12.90	11/29/2019
631101	11/26/2019	W/R	LEVEL IT CONCRETE	785.00	11/26/2019
631102	11/26/2019	W/R	LORI S KELLY	3,629.50	11/29/2019
631103	11/26/2019	W/R	MARION D LEONARD	550.00	11/29/2019
631104	11/26/2019	W/W	MATH LEARNING CENTER	207.58	
631105	11/26/2019	W/W	MCS FOOD SERVICE DEPT.	431.55	
631106	11/26/2019	W/W	MEDINA CITY SCHOOLS	4,012.03	
631107	11/26/2019	W/W	MEDINA GLASS COMPANY	28.42	
631108	11/26/2019	W/W	MEDINA SENIOR HIGH SCHOOL	311.00	
631109	11/26/2019	W/W	MEDINA SIGN POST INC	420.00	
631110	11/26/2019	W/R	MELISSA ALICE COTTAGE	344.25	11/29/2019
631111	11/26/2019	W/R	MICHAEL WESNER	315.00	11/29/2019
631112	11/26/2019	W/R	NAPA AUTO PARTS	268.73	11/29/2019
631113	11/26/2019	W/W	NE DISTRICT ATHLETIC BOARD	5,405.48	
631114	11/26/2019	W/R	NICHOLAS BRANDON MACLARREN	210.00	11/29/2019
631115	11/26/2019	W/R	NICKLES BAKERY	334.29	11/29/2019
631116	11/26/2019	W/W	NORDONIA HIGH SCHOOL	330.00	
631117	11/26/2019	W/W	OHIO STATE BAR ASSOCIATION	247.00	
631118	11/26/2019	W/W	OHIO HIGH SCHOOL ATHLETIC ASSN	1,659.00	
631119	11/26/2019	W/R	ORLO AUTO PARTS INC	429.93	11/29/2019
631120	11/26/2019	W/W	OTC BRANDS INC	29.57	
631121	11/26/2019	W/W	P & A ADMINISTRATIVE SERVICES	414.40	
631122	11/26/2019	W/R	PAUL WORSENCROFT	16.82	11/29/2019
631123	11/26/2019	W/W	PLAYSCRIPTS, INC.	756.06	
631124	11/26/2019	W/W	QUILL CORPORATION	63.92	
631125	11/26/2019	W/R	RAYMOND MATTHEW MATTIE	135.72	11/29/2019
631126	11/26/2019	W/W	REINHARDT SUPPLY COMPANY	63.40	
631127	11/26/2019	W/W	ROWLEYS WHOLESALE	230.76	
631128	11/26/2019	W/R	SARA DREIBELBIS	23.36	11/29/2019
631129	11/26/2019	W/W	SCHOOL OUTFITTERS	929.03	
631130	11/26/2019	W/W	SCOTT SCRIVEN LLP	9,791.50	
631131	11/26/2019	W/R	SHARON OLTERSDORF	47.56	11/29/2019
631132	11/26/2019	W/W	SPORTSWORLD	3,824.75	
631133	11/26/2019	W/R	STACY M FARRENHOLZ	456.25	11/29/2019
631134	11/26/2019	W/R	STANTON'S SHEET MUSIC INC	529.14	11/29/2019
631135	11/26/2019	W/W	STAPLES INC	64.11	
631136	11/26/2019	W/W	STARFALL EDUCATION FOUNDATION	270.00	
631137	11/26/2019	W/W	TALBERT'S COMMERCIAL PRODUCTS	97.92	
631138	11/26/2019	W/R	TODD HODKEY	63.80	11/29/2019
631139	11/26/2019	W/W	TRANSPORTATION ACCESSORIES	1,266.00	
631140	11/26/2019	W/W	US BANK EQUIPMENT FINANCE	11,415.00	
631141	11/26/2019	W/W	VERIZON BUSINESS	1,007.12	
631142	11/26/2019	W/R	WARD'S SCIENCE	77.97	11/29/2019
631143	11/26/2019	W/W	WESTERN RESERVE HISTORICAL SOC	138.00	

Date: 12/04/2019

C H E C K R E G I S T E R
Processing Month: November 2019
MEDINA CITY SCHOOL DISTRICT

Page: 10
(CHKREG)

Check#	Check Date	Org Sta	Vendor Paid	Check Amount	Status Date
631144	11/26/2019	W/R	WHITE HOUSE ARTESIAN SPRINGS	14.50	11/27/2019
631145	11/26/2019	W/W	NE DISTRICT ATHLETIC BOARD	1,981.00	
631146	11/26/2019	W/W	OATCCC	1,170.00	
631147	11/26/2019	W/R	REDTREE INVESTMENT GROUP	1,570.69	11/29/2019
631148	11/26/2019	W/W	OHIO DEPARTMENT OF EDUCATION	9,552.41	
942485	11/08/2019	C/C	MEMO -MEDINA CITY SCHOOLS	2,104,480.96	
942486	11/22/2019	C/C	MEMO -MEDINA CITY SCHOOLS	2,126,377.28	
Total Checks Issued				\$ 14,011,809.35	

Date: 12/03/19
Time: 2:09 pm

MEDINA CITY SCHOOL DISTRICT
Appropriation Account Summary
SORTED BY FUND-SCC

Page: 1
(APPSUM)

FYTD Appropriated	Prior FY Carryover Encumbrances	FYTD Expendable	FYTD Actual Expenditures	MTD Actual Expenditures	Current Encumbrances	FYTD Unencumbered Balance	FYTD Percent Exp/Enc
*****TOTAL FOR FUND-SCC 001 0000 (GENERAL FUND):							
78,752,180.34	1,423,382.45	80,175,562.79	33,327,213.51	6,310,588.33	1,890,199.62	44,958,149.66	43.93
=====							
*****TOTAL FOR FUND-SCC 002 9000 (BOND RETIREMENT - NEW ELEM/SR HIGH):							
4,258,286.50	0.00	4,258,286.50	3,603,516.74	3,580,393.25	607,893.25	46,876.51	98.90
=====							
*****TOTAL FOR FUND-SCC 002 9012 (LOCAL SALES TAX RETIREMENT OF COPS):							
1,740,087.50	0.00	1,740,087.50	1,290,750.49	1,290,750.49	445,493.75	3,843.26	99.78
=====							
*****TOTAL FOR FUND-SCC 002 9014 (CONSOLIDATION - ENERGY & TRANSP NOTES):							
341,350.00	0.00	341,350.00	327,806.23	0.00	0.00	13,543.77	96.03
=====							
*****TOTAL FOR FUND-SCC 003 0000 (PERMANENT IMPROVEMENT FUND):							
125,994.61	0.00	125,994.61	0.00	0.00	0.00	125,994.61	0.00
=====							
*****TOTAL FOR FUND-SCC 003 9000 (PERMANENT IMPROVEMENT FUND):							
8,601.14	0.00	8,601.14	0.00	0.00	0.00	8,601.14	0.00
=====							
*****TOTAL FOR FUND-SCC 003 9001 (MEDINA CITY REC CENTER-PERMANENT IMPROV.):							
665,140.00	32,934.10	698,074.10	278,047.97	0.00	15,898.42	404,127.71	42.11
=====							
*****TOTAL FOR FUND-SCC 006 0000 (LUNCHROOM FUND):							
2,644,131.00	1,816.27	2,645,947.27	979,395.60	215,377.76	188,587.64	1,477,964.03	44.14
=====							
*****TOTAL FOR FUND-SCC 007 9004 (COLLINS SCHOLARSHIP/POST-GRADUATE):							
20,000.00	0.00	20,000.00	0.00	0.00	20,000.00	0.00	100.00
=====							
*****TOTAL FOR FUND-SCC 007 9111 (CHARLES STANGEL SCHOLARSHIP FUND):							
500.00	0.00	500.00	0.00	0.00	0.00	500.00	0.00
=====							

Date: 12/03/19
Time: 2:09 pm

MEDINA CITY SCHOOL DISTRICT
Appropriation Account Summary
SORTED BY FUND-SCC

Page: 2
(APPSUM)

FYTD Appropriated	Prior FY Carryover Encumbrances	FYTD Expendable	FYTD Actual Expenditures	MTD Actual Expenditures	Current Encumbrances	FYTD Unencumbered Balance	FYTD Percent Exp/Enc
*****TOTAL FOR FUND-SCC 007 9333 (RIOS STUDENT LEADER SCHOLAR.):							
5,000.00	0.00	5,000.00	0.00	0.00	4,898.06	101.94	97.96
=====							
*****TOTAL FOR FUND-SCC 008 9002 (KANEHL MUSIC TRUST):							
250.00	0.00	250.00	0.00	0.00	250.00	0.00	100.00
=====							
*****TOTAL FOR FUND-SCC 008 9003 (RICHARD HOFFMAN COLLINS MEMORIAL SCHOLARSHIP):							
40,000.00	0.00	40,000.00	0.00	0.00	40,000.00	0.00	100.00
=====							
*****TOTAL FOR FUND-SCC 008 9112 (ELAINE BUSHMAN FUND):							
500.00	0.00	500.00	0.00	0.00	500.00	0.00	100.00
=====							
*****TOTAL FOR FUND-SCC 009 9000 (STAR):							
30,475.00	0.00	30,475.00	0.00	0.00	0.00	30,475.00	0.00
=====							
*****TOTAL FOR FUND-SCC 009 9110 (UNIFORM SUPPLIES GARFIELD):							
7,218.00	0.00	7,218.00	4,118.82	173.02	1,257.78	1,841.40	74.49
=====							
*****TOTAL FOR FUND-SCC 009 9120 (UNIFORM SUPPLIES - CANAVAN):							
11,384.00	1,775.98	13,159.98	7,212.10	112.61	1,887.39	4,060.49	69.15
=====							
*****TOTAL FOR FUND-SCC 009 9130 (UNIFORM SUPPLIES - FENN):							
15,814.08	157.30	15,971.38	11,338.33	327.45	2,836.18	1,796.87	88.75
=====							
*****TOTAL FOR FUND-SCC 009 9140 (UNIFORM SUPPLIES - HERITAGE):							
10,542.00	0.00	10,542.00	6,900.23	140.05	567.72	3,074.05	70.84
=====							
*****TOTAL FOR FUND-SCC 009 9160 (UNIFORM SUPPLIES - BLAKE):							
14,282.00	123.85	14,405.85	10,035.80	393.96	2,458.23	1,911.82	86.73
=====							

Date: 12/03/19
Time: 2:09 pm

MEDINA CITY SCHOOL DISTRICT
Appropriation Account Summary
SORTED BY FUND-SCC

Page: 3
(APPSUM)

FYTD Appropriated	Prior FY Carryover Encumbrances	FYTD Expendable	FYTD Actual Expenditures	MTD Actual Expenditures	Current Encumbrances	FYTD Unencumbered Balance	FYTD Percent Exp/Enc
*****TOTAL FOR FUND-SCC 009 9170 (UNIFORM SUPPLIES - RALPH WAITE ELEMENTARY):							
14,814.00	0.00	14,814.00	9,570.06	16.57	430.43	4,813.51	67.51
=====							
*****TOTAL FOR FUND-SCC 009 9180 (UNIFORM SUPPLIES - ELIZA NORTHROP ELEMENTARY):							
13,576.00	0.00	13,576.00	3,227.84	100.11	6,727.52	3,620.64	73.33
=====							
*****TOTAL FOR FUND-SCC 009 9200 (UNIFORM SUPPLIES - CLAGGETT MIDDLE SCHOOL):							
32,876.50	0.00	32,876.50	23,049.76	634.41	10,600.19	773.45	102.35
=====							
*****TOTAL FOR FUND-SCC 009 9210 (UNIFORM SUPPLIES - A.I. ROOT MIDDLE SCHOOL):							
27,453.50	133.90	27,587.40	14,232.48	5,157.11	6,471.07	6,883.85	75.05
=====							
*****TOTAL FOR FUND-SCC 009 9300 (UNIFORM SUPPLIES - SENIOR HIGH SCHOOL):							
198,900.00	1,273.75	200,173.75	38,063.14	6,366.18	81,518.74	80,591.87	59.74
=====							
*****TOTAL FOR FUND-SCC 014 9016 (MEDINA CNTY JUV DET CNTR):							
342,574.39	0.00	342,574.39	125,707.73	23,530.58	0.00	216,866.66	36.70
=====							
*****TOTAL FOR FUND-SCC 014 9111 (CFIT FY11):							
5,550.01	0.00	5,550.01	0.00	0.00	0.00	5,550.01	0.00
=====							
*****TOTAL FOR FUND-SCC 014 9116 (EVOLVE):							
1,041,483.00	3,034.69	1,044,517.69	400,541.65	121,976.75	80,603.36	563,372.68	46.06
=====							
*****TOTAL FOR FUND-SCC 016 0000 (EMERGENCY LEVY):							
5,364,066.23	32,071.27	5,396,137.50	2,188,649.52	510,177.45	153,592.75	3,053,895.23	43.41
=====							
*****TOTAL FOR FUND-SCC 018 9000 (PUBLIC SCHOOL SUPPORT - SUPERINTENDENT):							
16.70	0.00	16.70	0.00	0.00	0.00	16.70	0.00
=====							

Date: 12/03/19
Time: 2:09 pm

MEDINA CITY SCHOOL DISTRICT
Appropriation Account Summary
SORTED BY FUND-SCC

Page: 4
(APPSUM)

FYTD Appropriated	Prior FY Carryover Encumbrances	FYTD Expendable	FYTD Actual Expenditures	MTD Actual Expenditures	Current Encumbrances	FYTD Unencumbered Balance	FYTD Percent Exp/Enc
*****TOTAL FOR FUND-SCC 018 9110 (PRINCIPAL'S FUND - GARFIELD):							
15,600.00	290.92	15,890.92	3,729.35	504.70	2,944.03	9,217.54	41.99
=====							
*****TOTAL FOR FUND-SCC 018 9113 (GARFIELD MEDIA CENTER):							
3,500.00	0.00	3,500.00	0.00	0.00	0.00	3,500.00	0.00
=====							
*****TOTAL FOR FUND-SCC 018 9120 (PRINCIPAL - CANAVAN):							
16,820.00	1,138.38	17,958.38	540.89	191.77	5,240.22	12,177.27	32.19
=====							
*****TOTAL FOR FUND-SCC 018 9123 (BOOK FAIR - CANAVAN):							
8,000.00	433.42	8,433.42	382.02	0.00	8,051.40	0.00	100.00
=====							
*****TOTAL FOR FUND-SCC 018 9130 (PRINCIPAL - FENN):							
29,450.00	0.00	29,450.00	4,915.46	764.25	8,778.77	15,755.77	46.50
=====							
*****TOTAL FOR FUND-SCC 018 9132 (FENN SCHOOL STORE):							
1,000.00	0.00	1,000.00	0.00	0.00	500.00	500.00	50.00
=====							
*****TOTAL FOR FUND-SCC 018 9133 (BOOK FAIR - FENN):							
250.00	0.00	250.00	0.00	0.00	200.00	50.00	80.00
=====							
*****TOTAL FOR FUND-SCC 018 9135 (MEDINA SKI TEAM - DISTRICTWIDE):							
9,500.00	0.00	9,500.00	0.00	0.00	0.00	9,500.00	0.00
=====							
*****TOTAL FOR FUND-SCC 018 9140 (PRINCIPAL'S FUND - HERITAGE):							
20,850.00	649.49	21,499.49	2,412.91	905.70	3,157.96	15,928.62	25.91
=====							
*****TOTAL FOR FUND-SCC 018 9143 (HERITAGE MEDIA CENTER):							
6,000.00	0.00	6,000.00	4,489.36	0.00	1,510.64	0.00	100.00
=====							

Date: 12/03/19
Time: 2:09 pm

MEDINA CITY SCHOOL DISTRICT
Appropriation Account Summary
SORTED BY FUND-SCC

Page: 5
(APPSUM)

FYTD Appropriated	Prior FY Carryover Encumbrances	FYTD Expendable	FYTD Actual Expenditures	MTD Actual Expenditures	Current Encumbrances	FYTD Unencumbered Balance	FYTD Percent Exp/Enc
*****TOTAL FOR FUND-SCC 018 9160 (PRINCIPAL'S FUND - H G BLAKE):							
23,250.00	112.29	23,362.29	6,374.07	4,612.33	3,353.02	13,635.20	41.64
=====							
*****TOTAL FOR FUND-SCC 018 9161 (PBIS - BLAKE):							
7,300.00	0.00	7,300.00	1,185.62	6.42	348.48	5,765.90	21.02
=====							
*****TOTAL FOR FUND-SCC 018 9163 (BLAKE MEDIA CENTER):							
10,000.00	0.00	10,000.00	5,106.05	5,056.05	0.00	4,893.95	51.06
=====							
*****TOTAL FOR FUND-SCC 018 9170 (PRINCIPALS FUND - RALPH WAITE ELEMENTARY):							
31,063.65	40.98	31,104.63	3,884.57	2,403.87	3,354.28	23,865.78	23.27
=====							
*****TOTAL FOR FUND-SCC 018 9171 (WAITE SCHOOL STORE):							
50.00	0.00	50.00	0.00	0.00	0.00	50.00	0.00
=====							
*****TOTAL FOR FUND-SCC 018 9173 (MEDIA CENTER RALPH WAITE ELEMENTARY):							
10,000.00	0.00	10,000.00	5,090.79	5,090.79	0.00	4,909.21	50.91
=====							
*****TOTAL FOR FUND-SCC 018 9180 (PRINCIPALS FUND ELIZA NORTHROP ELEMENTARY):							
24,100.00	3,478.49	27,578.49	3,998.48	500.70	7,998.68	15,581.33	43.50
=====							
*****TOTAL FOR FUND-SCC 018 9183 (MEDIA CENTER ELIZA NORTHROP ELEMENTARY):							
5,200.00	0.00	5,200.00	50.00	0.00	4,728.84	421.16	91.90
=====							
*****TOTAL FOR FUND-SCC 018 9200 (PRINCIPAL'S FUND - CLAGGETT M.S.):							
32,000.00	867.34	32,867.34	7,738.99	2,394.48	2,329.16	22,799.19	30.63
=====							
*****TOTAL FOR FUND-SCC 018 9203 (CLAGGETT M.S. MEDIA CENTER):							
3,200.00	0.00	3,200.00	2,939.24	2,939.24	0.00	260.76	91.85
=====							

Date: 12/03/19
Time: 2:09 pm

MEDINA CITY SCHOOL DISTRICT
Appropriation Account Summary
SORTED BY FUND-SCC

Page: 6
(APPSUM)

FYTD Appropriated	Prior FY Carryover Encumbrances	FYTD Expendable	FYTD Actual Expenditures	MTD Actual Expenditures	Current Encumbrances	FYTD Unencumbered Balance	FYTD Percent Exp/Enc
*****TOTAL FOR FUND-SCC 018 9210 (PRINCIPAL'S FUND - ROOT M.S.):							
30,400.00	4,101.58	34,501.58	5,391.85	851.66	17,124.33	11,985.40	65.26
=====							
*****TOTAL FOR FUND-SCC 018 9211 (ROOT M.S. MEDIA CENTER):							
5,100.00	0.00	5,100.00	2,777.92	2,727.92	0.00	2,322.08	54.47
=====							
*****TOTAL FOR FUND-SCC 018 9300 (PRINCIPAL'S FUND - SENIOR HIGH):							
42,640.00	511.00	43,151.00	9,730.05	603.81	32,441.20	979.75	97.73
=====							
*****TOTAL FOR FUND-SCC 018 9303 (PERFORMING ARTS):							
44,650.00	8,570.45	53,220.45	13,227.54	4,757.91	41,108.92	1,116.01	102.10
=====							
*****TOTAL FOR FUND-SCC 018 9304 (BUZZ):							
14,400.00	1,778.65	16,178.65	4,239.77	1,292.09	10,184.48	1,754.40	89.16
=====							
*****TOTAL FOR FUND-SCC 018 9306 (FEED THE BEES):							
3,985.00	17.52	4,002.52	33.15	16.15	3,951.85	17.52	99.56
=====							
*****TOTAL FOR FUND-SCC 018 9900 (INSERVICE - CENTRAL):							
3,702.01	0.00	3,702.01	0.00	0.00	0.00	3,702.01	0.00
=====							
*****TOTAL FOR FUND-SCC 018 9901 (PUBLIC SCHOOL SUPPORT - INSTRUCTION DEPT.):							
0.00	920.75	920.75	508.91	0.00	0.00	411.84	55.27
=====							
*****TOTAL FOR FUND-SCC 018 9902 (INSERVICE - SUPERINTENDENT):							
24,720.92	0.00	24,720.92	12,538.16	53.16	3,104.84	9,077.92	63.28
=====							
*****TOTAL FOR FUND-SCC 018 9903 (BOARD/STUDENT DEVELOPMENT):							
2,800.00	0.00	2,800.00	0.00	0.00	0.00	2,800.00	0.00
=====							

Date: 12/03/19
Time: 2:09 pm

MEDINA CITY SCHOOL DISTRICT
Appropriation Account Summary
SORTED BY FUND-SCC

Page: 7
(APPSUM)

FYTD Appropriated	Prior FY Carryover Encumbrances	FYTD Expendable	FYTD Actual Expenditures	MTD Actual Expenditures	Current Encumbrances	FYTD Unencumbered Balance	FYTD Percent Exp/Enc
*****TOTAL FOR FUND-SCC 018 9904 (WELLNESS FUND):							
502.00	0.00	502.00	0.00	0.00	0.00	502.00	0.00
=====							
*****TOTAL FOR FUND-SCC 018 9906 (COMMUNICATIONS - PUBLIC SCHOOL SUPPORT):							
3,000.00	0.00	3,000.00	1,460.37	0.00	0.00	1,539.63	48.68
=====							
*****TOTAL FOR FUND-SCC 018 9907 (STEAM - SUMMER ENRICHMENT):							
6,500.52	693.00	7,193.52	7,193.52	0.00	0.00	0.00	100.00
=====							
*****TOTAL FOR FUND-SCC 018 9914 (END OF YEAR):							
2,500.00	0.00	2,500.00	0.00	0.00	0.00	2,500.00	0.00
=====							
*****TOTAL FOR FUND-SCC 018 9915 (BIKE TO SCHOOL):							
2,500.00	0.00	2,500.00	0.00	0.00	0.00	2,500.00	0.00
=====							
*****TOTAL FOR FUND-SCC 018 9916 (SPIRIT NIGHT):							
3,500.00	0.00	3,500.00	2,194.50	0.00	0.00	1,305.50	62.70
=====							
*****TOTAL FOR FUND-SCC 018 9918 (FAMILY FIRST):							
1,500.00	0.00	1,500.00	0.00	0.00	0.00	1,500.00	0.00
=====							
*****TOTAL FOR FUND-SCC 018 9919 (STUDENT ART SHOW):							
500.00	0.00	500.00	259.90	0.00	0.00	240.10	51.98
=====							
*****TOTAL FOR FUND-SCC 018 9920 (TRSP FUND):							
500.00	0.00	500.00	0.00	0.00	0.00	500.00	0.00
=====							
*****TOTAL FOR FUND-SCC 018 9930 (Resource Connection):							
1,500.00	0.00	1,500.00	0.00	0.00	0.00	1,500.00	0.00
=====							

Date: 12/03/19
Time: 2:09 pm

MEDINA CITY SCHOOL DISTRICT
Appropriation Account Summary
SORTED BY FUND-SCC

Page: 8
(APPSUM)

FYTD Appropriated	Prior FY Carryover Encumbrances	FYTD Expendable	FYTD Actual Expenditures	MTD Actual Expenditures	Current Encumbrances	FYTD Unencumbered Balance	FYTD Percent Exp/Enc
*****TOTAL FOR FUND-SCC 019 9000 (ADAMH GRANT):							
6,504.00	0.00	6,504.00	2,668.00	943.00	2,836.00	1,000.00	84.62
=====							
*****TOTAL FOR FUND-SCC 019 9001 (ADAMH HOPE GRANT):							
17,000.00	0.00	17,000.00	17,000.00	0.00	0.00	0.00	100.00
=====							
*****TOTAL FOR FUND-SCC 019 9920 (MARTHA HOLDEN JENNINGS SUPPORTING STUGGLING):							
1,000.00	0.00	1,000.00	0.00	0.00	0.00	1,000.00	0.00
=====							
*****TOTAL FOR FUND-SCC 020 9001 (TRANSPORTATION ENTERPRISE):							
10,000.00	1,765.09	11,765.09	2,097.24	54.50	2,838.68	6,829.17	41.95
=====							
*****TOTAL FOR FUND-SCC 022 9000 (Unclaimed funds):							
10,000.00	3,692.30	13,692.30	0.00	0.00	0.00	13,692.30	0.00
=====							
*****TOTAL FOR FUND-SCC 022 9300 (OH HIGH SCHOOL ATH ASSOC FUND):							
30,000.00	0.00	30,000.00	21,468.27	21,468.27	1,215.00	7,316.73	75.61
=====							
*****TOTAL FOR FUND-SCC 024 9001 (MEDICAL AND DRUG/SELF INSURANCE FUNDS):							
8,231,000.00	171,203.21	8,402,203.21	3,858,570.77	827,027.98	1,332,719.82	3,210,912.62	61.78
=====							
*****TOTAL FOR FUND-SCC 024 9002 (DENTAL SELF INSURANCE FUNDS):							
705,000.00	0.00	705,000.00	212,480.99	41,045.15	225,126.12	267,392.89	62.07
=====							
*****TOTAL FOR FUND-SCC 024 9094 (FLEX PRO):							
215,363.00	0.00	215,363.00	83,106.80	24,531.95	132,256.20	0.00	100.00
=====							
*****TOTAL FOR FUND-SCC 027 0000 (WORKMANS COMP.-SELF INS):							
251,000.00	14,991.16	265,991.16	41,457.93	4,630.15	135,586.23	88,947.00	66.56
=====							

Date: 12/03/19
Time: 2:09 pm

MEDINA CITY SCHOOL DISTRICT
Appropriation Account Summary
SORTED BY FUND-SCC

Page: 9
(APPSUM)

FYTD Appropriated	Prior FY Carryover Encumbrances	FYTD Expendable	FYTD Actual Expenditures	MTD Actual Expenditures	Current Encumbrances	FYTD Unencumbered Balance	FYTD Percent Exp/Enc
*****TOTAL FOR FUND-SCC 071 9013 (LOCAL SALES TAX PERMANENT IMPROVEMENTS):							
4,073,687.50	347,094.27	4,420,781.77	940,211.72	213,449.06	180,627.68	3,299,942.37	25.35
=====							
*****TOTAL FOR FUND-SCC 200 9110 (GARFIELD STUDENT COUNCIL/K-KIDS CLUB):							
699.64	0.00	699.64	0.00	0.00	100.00	599.64	14.29
=====							
*****TOTAL FOR FUND-SCC 200 9111 (GARFIELD CHESS CLUB):							
200.00	0.00	200.00	0.00	0.00	0.00	200.00	0.00
=====							
*****TOTAL FOR FUND-SCC 200 9121 (ELLA CANAVAN STUDENT COUNCIL):							
390.00	0.00	390.00	14.07	14.07	185.93	190.00	51.28
=====							
*****TOTAL FOR FUND-SCC 200 9185 (K-KIDS KIWANIS ACTIVITY CLUB-NORTHROP):							
2,500.00	0.00	2,500.00	197.50	197.50	1,802.50	500.00	80.00
=====							
*****TOTAL FOR FUND-SCC 200 9202 (CLAGGETT MIDDLE SCH. STUDENT COUNCIL):							
5,000.00	0.00	5,000.00	2,679.79	0.00	1,220.21	1,100.00	78.00
=====							
*****TOTAL FOR FUND-SCC 200 9205 (CLAGGETT MIDDLE SCH. BUILDERS CLUB):							
250.00	0.00	250.00	0.00	0.00	0.00	250.00	0.00
=====							
*****TOTAL FOR FUND-SCC 200 9209 (CLAGGETT MIDDLE SCHOOL DRAMA CLUB):							
5,000.00	0.00	5,000.00	0.00	0.00	1,000.00	4,000.00	20.00
=====							
*****TOTAL FOR FUND-SCC 200 9253 (BUILDERS' CLUB - ROOT M.S.):							
1,500.00	183.56	1,683.56	42.45	42.45	0.00	1,641.11	2.52
=====							
*****TOTAL FOR FUND-SCC 200 9254 (HONORS ACADEMY - ROOT):							
4,000.00	267.07	4,267.07	652.07	0.00	1,615.00	2,000.00	53.13
=====							

Date: 12/03/19
Time: 2:09 pm

MEDINA CITY SCHOOL DISTRICT
Appropriation Account Summary
SORTED BY FUND-SCC

Page: 10
(APPSUM)

FYTD Appropriated	Prior FY Carryover Encumbrances	FYTD Expendable	FYTD Actual Expenditures	MTD Actual Expenditures	Current Encumbrances	FYTD Unencumbered Balance	FYTD Percent Exp/Enc
*****TOTAL FOR FUND-SCC 200 9256 (DRAMA CLUB - ROOT M.S.):							
3,750.00	0.00	3,750.00	756.06	756.06	200.00	2,793.94	25.49
=====							
*****TOTAL FOR FUND-SCC 200 9258 (STUDENT COUNCIL - ROOT M.S.):							
2,250.00	4.52	2,254.52	50.00	0.00	400.00	1,804.52	19.96
=====							
*****TOTAL FOR FUND-SCC 200 9302 (ART CLUB):							
800.00	0.00	800.00	0.00	0.00	800.00	0.00	100.00
=====							
*****TOTAL FOR FUND-SCC 200 9303 (CULTURAL EXPLORATION):							
60.00	0.00	60.00	0.00	0.00	60.00	0.00	100.00
=====							
*****TOTAL FOR FUND-SCC 200 9305 (CHEMCLUB):							
1,516.26	0.00	1,516.26	0.00	0.00	0.00	1,516.26	0.00
=====							
*****TOTAL FOR FUND-SCC 200 9307 (CHOIR):							
40,000.00	0.00	40,000.00	13,256.69	5,421.40	16,743.31	10,000.00	75.00
=====							
*****TOTAL FOR FUND-SCC 200 9309 (IMPROV CLUB):							
4,300.00	0.00	4,300.00	0.00	0.00	2,300.00	2,000.00	53.49
=====							
*****TOTAL FOR FUND-SCC 200 9312 (DRAMA CLUB):							
17,000.00	0.00	17,000.00	5,044.77	1,829.32	11,955.23	0.00	100.00
=====							
*****TOTAL FOR FUND-SCC 200 9314 (MEDINA OUTDOORS CLUB):							
450.00	0.00	450.00	35.40	35.40	414.60	0.00	100.00
=====							
*****TOTAL FOR FUND-SCC 200 9315 (FELLOWSHIP OF CHRISTIAN ATHLETES):							
325.00	0.00	325.00	0.00	0.00	325.00	0.00	100.00
=====							

Date: 12/03/19
Time: 2:09 pm

MEDINA CITY SCHOOL DISTRICT
Appropriation Account Summary
SORTED BY FUND-SCC

Page: 11
(APPSUM)

FYTD Appropriated	Prior FY Carryover Encumbrances	FYTD Expendable	FYTD Actual Expenditures	MTD Actual Expenditures	Current Encumbrances	FYTD Unencumbered Balance	FYTD Percent Exp/Enc
*****TOTAL FOR FUND-SCC 200 9318 (GIRLS LEADERSHIP CLUB):							
2,000.00	0.00	2,000.00	498.00	0.00	1,502.00	0.00	100.00
=====							
*****TOTAL FOR FUND-SCC 200 9321 (KEY CLUB):							
10,000.00	0.00	10,000.00	0.00	0.00	10,000.00	0.00	100.00
=====							
*****TOTAL FOR FUND-SCC 200 9323 (MEDINAMITE):							
2,000.00	0.00	2,000.00	0.00	0.00	2,000.00	0.00	100.00
=====							
*****TOTAL FOR FUND-SCC 200 9324 (MEDINIAN):							
11,000.00	0.00	11,000.00	6,494.63	0.00	4,500.54	4.83	99.96
=====							
*****TOTAL FOR FUND-SCC 200 9325 (MHS BAND):							
26,000.00	16,169.43	42,169.43	9,173.60	2,530.00	16,826.40	16,169.43	61.66
=====							
*****TOTAL FOR FUND-SCC 200 9326 (NATIONAL HONOR SOCIETY):							
3,500.00	0.00	3,500.00	0.00	0.00	3,500.00	0.00	100.00
=====							
*****TOTAL FOR FUND-SCC 200 9327 (ORCHESTRA):							
3,000.00	0.00	3,000.00	0.00	0.00	3,000.00	0.00	100.00
=====							
*****TOTAL FOR FUND-SCC 200 9330 (SCIENCE OLYMPIAD CLUB):							
6,120.00	0.00	6,120.00	1,205.44	109.44	4,874.00	40.56	99.34
=====							
*****TOTAL FOR FUND-SCC 200 9332 (SPANISH CLUB):							
5,280.00	0.00	5,280.00	884.53	311.80	4,395.47	0.00	100.00
=====							
*****TOTAL FOR FUND-SCC 200 9333 (STUDENT COUNCIL):							
40,000.00	0.00	40,000.00	22,006.29	6,975.04	17,993.71	0.00	100.00
=====							

Date: 12/03/19
Time: 2:09 pm

MEDINA CITY SCHOOL DISTRICT
Appropriation Account Summary
SORTED BY FUND-SCC

Page: 12
(APPSUM)

FYTD Appropriated	Prior FY Carryover Encumbrances	FYTD Expendable	FYTD Actual Expenditures	MTD Actual Expenditures	Current Encumbrances	FYTD Unencumbered Balance	FYTD Percent Exp/Enc
*****TOTAL FOR FUND-SCC 200 9335 (LATIN CLUB):							
5,500.00	0.00	5,500.00	0.00	0.00	5,500.00	0.00	100.00
=====							
*****TOTAL FOR FUND-SCC 200 9337 (AMERICAN SIGN LANGUAGE CLUB):							
150.00	0.00	150.00	0.00	0.00	150.00	0.00	100.00
=====							
*****TOTAL FOR FUND-SCC 200 9339 (SPEECH/DEBATE CLUB):							
29,000.00	17,017.44	46,017.44	6,986.06	2,019.00	23,648.80	15,382.58	66.57
=====							
*****TOTAL FOR FUND-SCC 200 9340 (S. A. D. D.):							
1,000.00	0.00	1,000.00	0.00	0.00	1,000.00	0.00	100.00
=====							
*****TOTAL FOR FUND-SCC 200 9346 (PENGUIN BOWL/NOSB):							
400.00	0.00	400.00	0.00	0.00	400.00	0.00	100.00
=====							
*****TOTAL FOR FUND-SCC 200 9350 (TECHNOLOGY CLUB):							
1,800.00	0.00	1,800.00	892.43	0.00	804.57	103.00	94.28
=====							
*****TOTAL FOR FUND-SCC 200 9352 (VIDEO CLUB - SR HI):							
6,000.00	5,725.45	11,725.45	3,061.67	0.00	6,000.00	2,663.78	77.28
=====							
*****TOTAL FOR FUND-SCC 200 9353 (CHINESE CLUB):							
100.00	100.00	200.00	0.00	0.00	100.00	100.00	50.00
=====							
*****TOTAL FOR FUND-SCC 200 9355 (GENDER AND SEXUALITY ALLIANCE):							
800.00	0.00	800.00	174.42	174.42	625.58	0.00	100.00
=====							
*****TOTAL FOR FUND-SCC 200 9380 (V O F T):							
8,000.00	0.00	8,000.00	0.00	0.00	8,000.00	0.00	100.00
=====							

Date: 12/03/19
Time: 2:09 pm

MEDINA CITY SCHOOL DISTRICT
Appropriation Account Summary
SORTED BY FUND-SCC

Page: 13
(APPSUM)

FYTD Appropriated	Prior FY Carryover Encumbrances	FYTD Expendable	FYTD Actual Expenditures	MTD Actual Expenditures	Current Encumbrances	FYTD Unencumbered Balance	FYTD Percent Exp/Enc
*****TOTAL FOR FUND-SCC 200 9419 (CLASS OF 2019):							
3,253.33	0.00	3,253.33	0.00	0.00	3,253.33	0.00	100.00
=====							
*****TOTAL FOR FUND-SCC 200 9420 (CLASS OF 2020):							
13,497.68	6,773.64	20,271.32	2,929.97	2,141.60	3,840.03	13,501.32	33.40
=====							
*****TOTAL FOR FUND-SCC 200 9421 (CLASS OF 2021):							
45,000.00	0.00	45,000.00	105.84	0.00	44,894.16	0.00	100.00
=====							
*****TOTAL FOR FUND-SCC 200 9422 (CLASS OF 2022):							
4,900.00	0.00	4,900.00	1,800.00	1,800.00	3,100.00	0.00	100.00
=====							
*****TOTAL FOR FUND-SCC 200 9423 (CLASS OF 2023):							
1,900.00	0.00	1,900.00	1,800.00	1,800.00	100.00	0.00	100.00
=====							
*****TOTAL FOR FUND-SCC 300 0000 (ATHLETIC FUND):							
401,200.00	21,201.51	422,401.51	177,751.81	34,468.30	108,096.72	136,552.98	67.67
=====							
*****TOTAL FOR FUND-SCC 300 9110 (GARFIELD FIELD TRIPS):							
10,000.00	366.34	10,366.34	945.97-	92.15	407.85	10,904.46	5.19-
=====							
*****TOTAL FOR FUND-SCC 300 9120 (CANAVAN FIELD TRIP):							
10,695.00	915.00	11,610.00	5,931.96	276.14-	450.00	5,228.04	54.97
=====							
*****TOTAL FOR FUND-SCC 300 9130 (FENN FIELD TRIPS):							
10,000.00	0.00	10,000.00	5,677.37	832.37	1,308.13	3,014.50	69.86
=====							
*****TOTAL FOR FUND-SCC 300 9140 (HERITAGE FIELD TRIPS):							
7,500.00	61.00	7,561.00	4,705.00	200.00	100.00	2,756.00	63.55
=====							

Date: 12/03/19
Time: 2:09 pm

MEDINA CITY SCHOOL DISTRICT
Appropriation Account Summary
SORTED BY FUND-SCC

Page: 14
(APPSUM)

FYTD Appropriated	Prior FY Carryover Encumbrances	FYTD Expendable	FYTD Actual Expenditures	MTD Actual Expenditures	Current Encumbrances	FYTD Unencumbered Balance	FYTD Percent Exp/Enc
*****TOTAL FOR FUND-SCC 300 9160 (BLAKE FIELD TRIPS):							
11,000.00	396.00	11,396.00	1,727.66	679.00	14.52	9,653.82	15.29
=====							
*****TOTAL FOR FUND-SCC 300 9170 (WAITE FIELD TRIPS):							
30,000.00	0.00	30,000.00	8,166.50	679.50	935.00	20,898.50	30.34
=====							
*****TOTAL FOR FUND-SCC 300 9180 (NORTHROP FIELD TRIPS):							
10,000.00	1,500.00	11,500.00	8,635.32	6,378.00	718.68	2,146.00	81.34
=====							
*****TOTAL FOR FUND-SCC 300 9201 (CLAGGETT MIDDLE SCH. BAND FUND):							
38,000.00	5,960.00	43,960.00	7,601.94	512.38	29,178.28	7,179.78	83.67
=====							
*****TOTAL FOR FUND-SCC 300 9208 (CLAGGETT - 6TH GRADE TRIPS):							
111,500.00	0.00	111,500.00	101,696.00	0.00	2,500.00	7,304.00	93.45
=====							
*****TOTAL FOR FUND-SCC 300 9250 (ROOT M.S. BAND FUND):							
35,150.00	0.00	35,150.00	13,494.46	6,144.00	19,835.86	1,819.68	94.82
=====							
*****TOTAL FOR FUND-SCC 300 9253 (ROOT M.S. BEEHIVE):							
850.00	0.00	850.00	171.16	80.46	228.00	450.84	46.96
=====							
*****TOTAL FOR FUND-SCC 300 9258 (ROOT - DISTRICT SUPERVISED ACTIVITIES):							
159,495.00	0.00	159,495.00	122,225.00	299.00	1,989.00	35,281.00	77.88
=====							
*****TOTAL FOR FUND-SCC 300 9301 (BOWLING CLUB):							
4,000.00	0.00	4,000.00	0.00	0.00	4,000.00	0.00	100.00
=====							
*****TOTAL FOR FUND-SCC 300 9302 (MENS VOLLEYBALL):							
7,600.00	0.00	7,600.00	573.00-	0.00	7,600.00	573.00	92.46
=====							

Date: 12/03/19
Time: 2:09 pm

MEDINA CITY SCHOOL DISTRICT
Appropriation Account Summary
SORTED BY FUND-SCC

Page: 15
(APPSUM)

FYTD Appropriated	Prior FY Carryover Encumbrances	FYTD Expendable	FYTD Actual Expenditures	MTD Actual Expenditures	Current Encumbrances	FYTD Unencumbered Balance	FYTD Percent Exp/Enc
*****TOTAL FOR FUND-SCC 300 9303 (HUDDLE/SHUDDLE):							
2,700.00	1,700.00	4,400.00	405.52	68.71	2,361.01	1,633.47	62.88
=====							
*****TOTAL FOR FUND-SCC 300 9304 (LINK CREW):							
5,250.00	0.00	5,250.00	1,052.25	0.00	4,197.75	0.00	100.00
=====							
*****TOTAL FOR FUND-SCC 300 9313 (MUSICAL):							
6,195.00	0.00	6,195.00	0.00	0.00	6,195.00	0.00	100.00
=====							
*****TOTAL FOR FUND-SCC 300 9334 (BEEHIVE CAFE):							
26,500.00	0.00	26,500.00	5,708.51	1,872.26	21,203.34	411.85-	101.55
=====							
*****TOTAL FOR FUND-SCC 300 9410 (SPARKLE CHEERLEADING):							
8,850.00	0.00	8,850.00	299.78	0.00	4,200.22	4,350.00	50.85
=====							
*****TOTAL FOR FUND-SCC 401 9010 (AUXILIARY FUNDS/ST FRANCIS):							
381,577.92	0.00	381,577.92	89,637.01	36,084.97	62,459.38	229,481.53	39.86
=====							
*****TOTAL FOR FUND-SCC 401 9019 (AUXILIARY FUNDS/ST FRANCIS):							
27,709.87	51,073.24	78,783.11	78,783.11	7,792.35	0.00	0.00	100.00
=====							
*****TOTAL FOR FUND-SCC 401 9020 (AUX FUNDS NURTURY):							
13,892.24	0.00	13,892.24	0.00	0.00	1,643.00	12,249.24	11.83
=====							
*****TOTAL FOR FUND-SCC 401 9030 (AUX FUNDS MCA):							
188,010.48	0.00	188,010.48	90,392.29	8,356.44	18,110.11	79,508.08	57.71
=====							
*****TOTAL FOR FUND-SCC 401 9039 (AUX FUNDS MCA):							
523.66	18,012.09	18,535.75	18,535.75	1,509.91	0.00	0.00	100.00
=====							

Date: 12/03/19
Time: 2:09 pm

MEDINA CITY SCHOOL DISTRICT
Appropriation Account Summary
SORTED BY FUND-SCC

Page: 16
(APPSUM)

FYTD Appropriated	Prior FY Carryover Encumbrances	FYTD Expendable	FYTD Actual Expenditures	MTD Actual Expenditures	Current Encumbrances	FYTD Unencumbered Balance	FYTD Percent Exp/Enc
*****TOTAL FOR FUND-SCC 401 9049 (AUX FUNDS KIDS COUNTRY):							
182.20	10,115.30	10,297.50	10,297.50	249.63	0.00	0.00	100.00
=====							
*****TOTAL FOR FUND-SCC 451 9010 (CONNECTIVITY):							
19,800.00	0.00	19,800.00	0.00	0.00	0.00	19,800.00	0.00
=====							
*****TOTAL FOR FUND-SCC 451 9019 (CONNECTIVITY):							
0.00	19,680.00	19,680.00	19,680.00	0.00	0.00	0.00	100.00
=====							
*****TOTAL FOR FUND-SCC 467 9020 (FOUNDATION - STUDENT WELLNESS AND SUCCESS):							
385,856.00	0.00	385,856.00	0.00	0.00	0.00	385,856.00	0.00
=====							
*****TOTAL FOR FUND-SCC 499 9019 (SCHOOL SAFETY):							
37,148.75	0.00	37,148.75	37,148.75	0.00	0.00	0.00	100.00
=====							
*****TOTAL FOR FUND-SCC 516 9019 (TITLE VI-B):							
371,430.56	6,410.04	377,840.60	203,985.26	0.00	0.00	173,855.34	53.99
=====							
*****TOTAL FOR FUND-SCC 516 9020 (TITLE VI-B):							
1,537,872.16	0.00	1,537,872.16	408,803.78	120,860.60	75,957.95	1,053,110.43	31.52
=====							
*****TOTAL FOR FUND-SCC 551 9120 (TITLE III LEP):							
8,468.20	0.00	8,468.20	0.00	0.00	0.00	8,468.20	0.00
=====							
*****TOTAL FOR FUND-SCC 572 9019 (TITLE I):							
200,082.08	302.23	200,384.31	86,421.63	0.00	0.00	113,962.68	43.13
=====							
*****TOTAL FOR FUND-SCC 572 9020 (TITLE I):							
564,664.84	0.00	564,664.84	135,394.82	41,348.34	3,569.29	425,700.73	24.61
=====							

Date: 12/03/19
Time: 2:09 pm

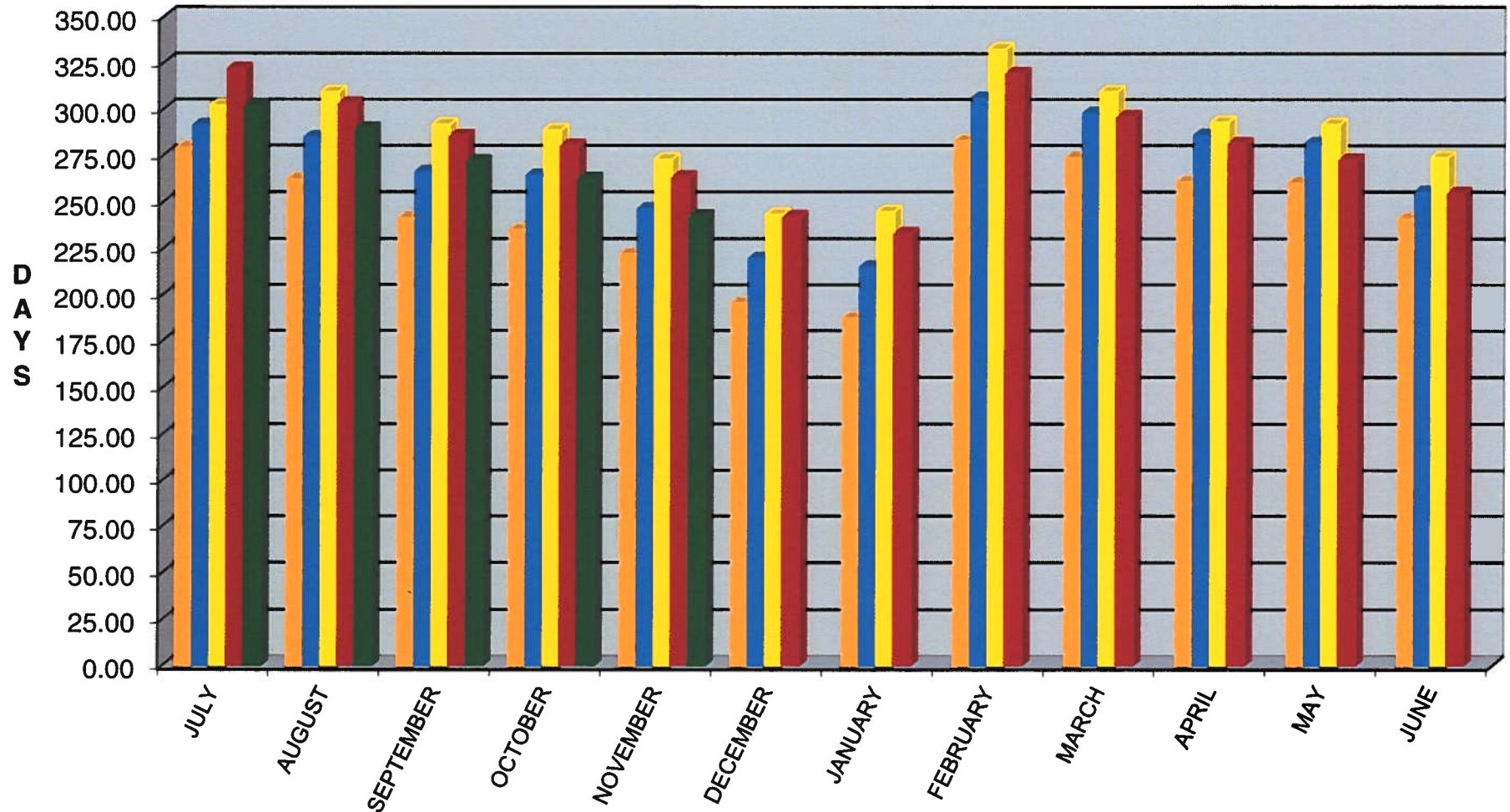
MEDINA CITY SCHOOL DISTRICT
Appropriation Account Summary
SORTED BY FUND-SCC

Page: 17
(APPSUM)

FYTD Appropriated	Prior FY Carryover Encumbrances	FYTD Expendable	FYTD Actual Expenditures	MTD Actual Expenditures	Current Encumbrances	FYTD Unencumbered Balance	FYTD Percent Exp/Enc
*****TOTAL FOR FUND-SCC 572 9119 (TITLE I-D):							
95,207.66	9,526.19	104,733.85	20,470.47	0.00	0.00	84,263.38	19.55
=====							
*****TOTAL FOR FUND-SCC 572 9120 (TITLE I-D):							
136,312.55	0.00	136,312.55	8,438.72	1,568.73	5,000.00	122,873.83	9.86
=====							
*****TOTAL FOR FUND-SCC 587 9019 (PRESCHOOL):							
5,382.83	131.48	5,514.31	3,009.77	0.00	0.00	2,504.54	54.58
=====							
*****TOTAL FOR FUND-SCC 587 9020 (PRESCHOOL):							
41,231.31	0.00	41,231.31	12,329.85	4,242.94	310.65	28,590.81	30.66
=====							
*****TOTAL FOR FUND-SCC 587 9120 (6B RESTORATION - PRESCHOOL RESTORATION):							
13,565.52	0.00	13,565.52	0.00	0.00	0.00	13,565.52	0.00
=====							
*****TOTAL FOR FUND-SCC 590 9019 (TITLE II-A):							
64,777.32	41,141.13	105,918.45	31,560.82	0.00	0.00	74,357.63	29.80
=====							
*****TOTAL FOR FUND-SCC 590 9020 (TITLE II-A):							
156,730.11	0.00	156,730.11	31,070.69	17,196.22	35,491.23	90,168.19	42.47
=====							
*****TOTAL FOR FUND-SCC 599 9019 (TITLE IV-A STUDENT SUPPORT AND ACADEMIC ENR):							
18,197.27	15,509.72	33,706.99	9,013.04	0.00	0.00	24,693.95	26.74
=====							
*****TOTAL FOR FUND-SCC 599 9020 (TITLE IV-A STUDENT SUPPORT AND ACADEMIC ENR):							
42,984.53	0.00	42,984.53	7,759.37	1,139.78	0.00	35,225.16	18.05
=====							
*****GRAND TOTALS:							
115,263,920.07	2,309,296.23	117,573,216.30	49,788,038.74	13,553,576.54	6,363,480.27	61,421,697.29	47.76
=====							

GENERAL FUND-TRUE DAYS CASH

Includes Emergency Levy



FY2016

FY2017

FY2018

FY2019

FY2020