

Medina City Schools

General Fund Analysis

April 30, 2020

	2019-2020 Original Estimate (1)	Y-T-D Actual July 2019 - June 2020 (2)	Percent	Variance (3)
Beginning Balance - July 1, 2019		57,996,699.51		0.00
General Fund	37,069,600.65			
Other Funds - Substitute Levy	20,927,098.86			
Revenue	<u>78,343,863.00</u>	<u>73,679,134.15</u>	94.0%	<u>4,664,728.85</u>
	78,343,863.00	73,679,134.15		4,664,728.85
Expenditures	84,834,389.00	69,163,214.53	81.5%	15,671,174.47
Encumbrance	851,800.00	1,977,003.74		-1,125,203.74
	<u>85,686,189.00</u>	<u>71,140,218.27</u>		<u>14,545,970.73</u>
Ending Balance - June 30, 2020	50,654,373.51	60,535,615.39		-9,881,241.88

Original Estimate revenue, expenditure and encumbrance taken from May 2019 five-year forecast
Includes May 2018 Substitute Levy

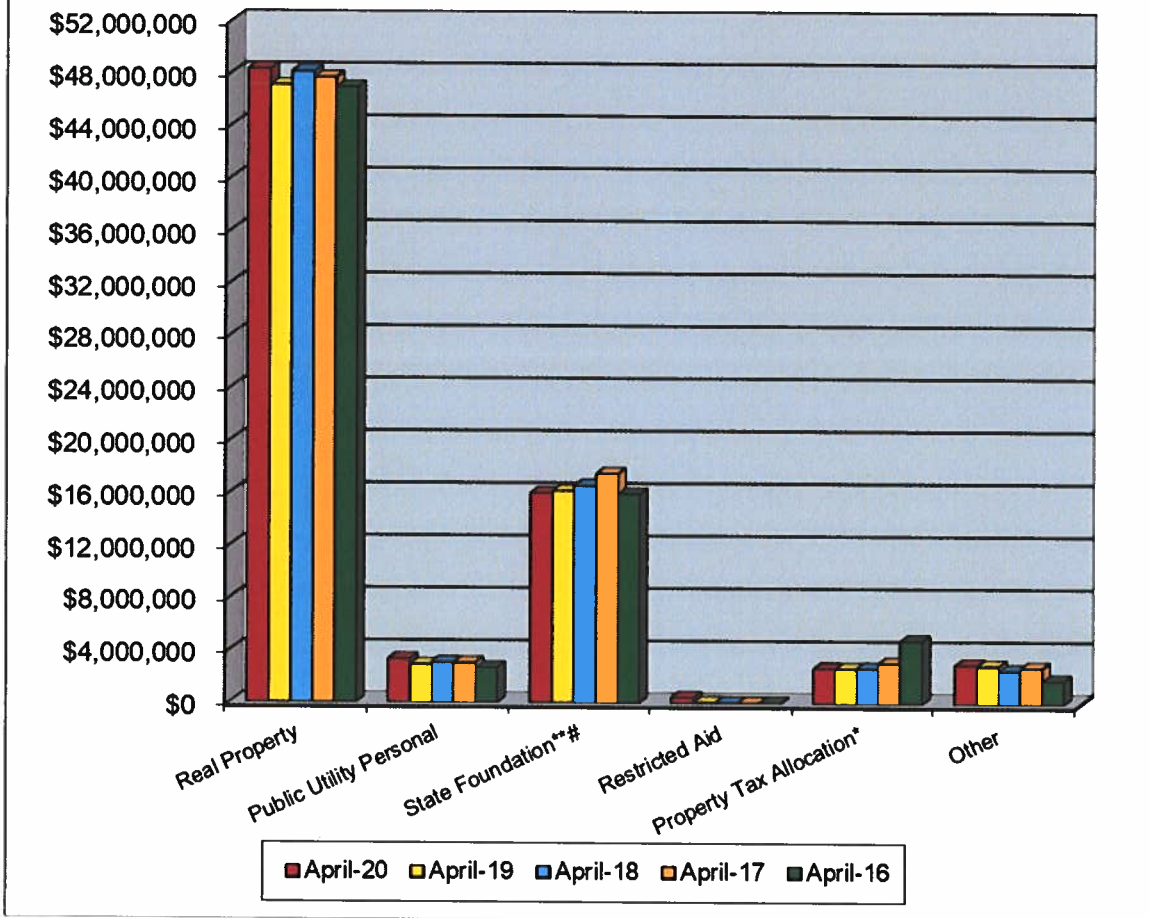
General Fund Summary

April 2020

Revenues

1. Real Property Taxes – Total Real Property Taxes received from the beginning of the fiscal year until April 30, 2020 is \$48,279,664.36. This is an increase of 2.6% above last year's taxes received at this time. (\$871,564.62) was collected in April.
2. Public Utility Personal Property Taxes – Total Public Utility Personal Property Taxes received from the beginning of the fiscal year until April 30, 2020 is \$3,317,403.24. These monies are distributed upon settlement from the County Auditor. This amount is listed in a separate line for State and five-year forecasting purposes. \$1,843,025.15 had been transferred in April.
3. State Foundation – State Foundation monies received from the State of Ohio from the beginning of the fiscal year until April 30, 2020 total \$15,991,813.46. This is a decrease of 1.0% below last year's foundation money received at this time. \$1,596,051.86 was collected in April.
4. Restricted Aid – Restricted Aid monies are for Career Tech funding and Economically Disadvantaged Students. Monies received from the beginning of the fiscal year until April 30, 2020 total \$447,302.83. \$6,904.68 was collected in April.
5. Homestead and Rollback – Monies received from the State of Ohio from the beginning of the fiscal year until April 30, 2020 total \$2,680,748.42. Receipts are based upon the real property taxes collected and Homestead filings with the County Auditor. \$-0- was collected in April.
6. Other – Other monies received from the beginning of the fiscal year until April 30, 2020 total \$2,962,201.84. This is an increase of 2.5% above last year at this time and is due to Tuition, Open Enrollment-In, Miscellaneous Revenues, Field Trips, and Medicare Settlement funds account for this increase. \$121,757.95 was collected in April.

General Fund Revenue



	April-20	April-19	April-18	April-17	April-16	Current Forecast
Real Property	\$48,279,664	\$47,069,606	\$48,117,914	\$47,651,143	\$46,911,362	\$48,583,828
Public Utility Personal	\$3,317,403	\$2,903,216	\$3,061,495	\$3,021,813	\$2,660,947	\$3,431,873
State Foundation**#	\$15,991,813	\$16,154,724	\$16,562,482	\$17,477,955	\$15,918,706	\$19,496,680
Restricted Aid	\$447,303	\$69,532	\$28,514	\$27,306	\$8,887	\$82,924
Property Tax Allocation*	\$2,680,748	\$2,652,827	\$2,696,725	\$3,074,694	\$4,774,710	\$5,311,938
Other	\$2,962,202	\$2,890,642	\$2,544,033	\$2,744,801	\$1,759,927	\$3,573,912
Total	\$73,679,134	\$71,740,547	\$73,011,165	\$73,997,713	\$72,034,538	\$80,481,155
State %	26.0%	26.3%	26.4%	27.8%	28.7%	

* Includes Homestead/Rollback, Tangible Personal Property Tax Fixed Rate Loss Reimbursement and Electric Deregulation.

** Includes Casino Revenue in State Foundation beginning January 2013 and Economic Disadvantaged Funding in November 2013.

Includes a one time Hold Harmless on TPP in May 2016

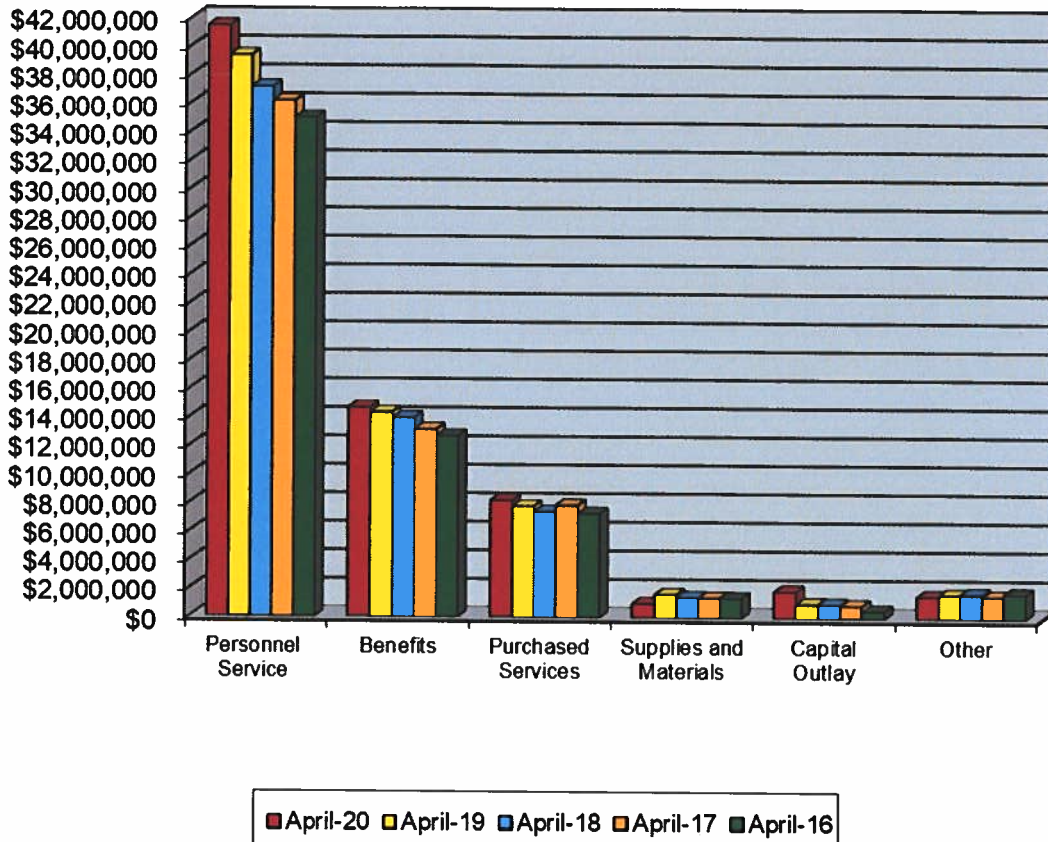
General Fund Summary

April 2020

Expenditures

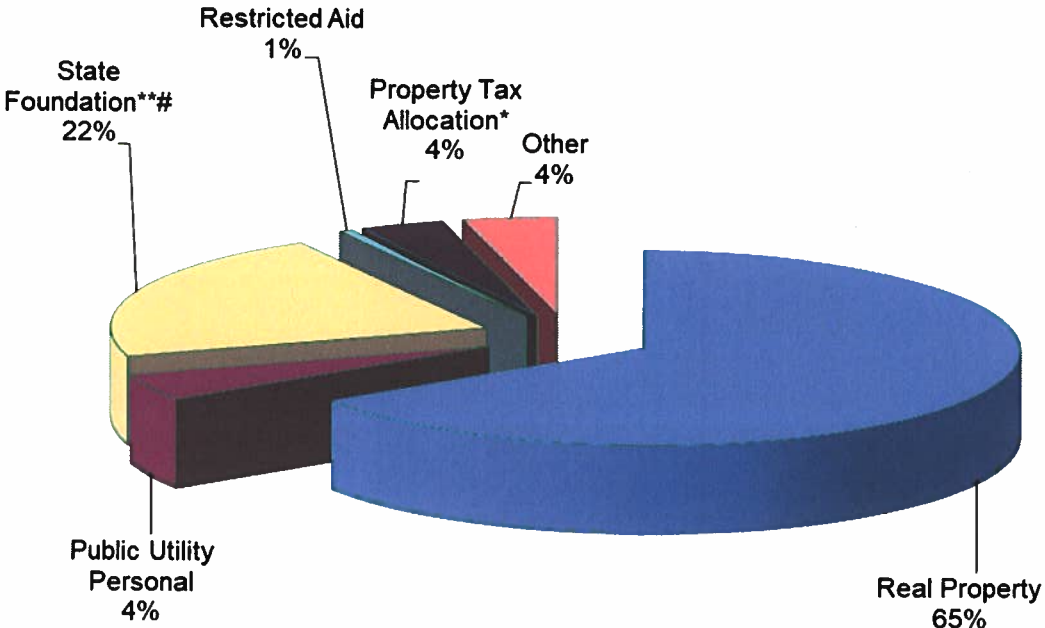
1. Personnel Services– The costs for personnel services for the School District from the beginning of the fiscal year until April 30, 2020 was \$41,455,637.96. This was an increase of 5.3% above last year at this time. \$3,691,057.87 was spent in April.
2. Benefits – The cost for benefits for the School District from the beginning of the fiscal year until April 30, 2020 was \$13,233,434.12. This was an increase of 2.3% above last year at this time. \$1,433,653.44 was spent in April.
3. Purchased Services – The cost for purchased services for the district from the beginning of the fiscal year until April 30, 2020 total \$8,195,137.26. This was a 5.3% increase above last year at this time and is due to General Services, Building Lease, Telephone, Advertising, Water/Sewer, Other Tuition, and Community Schools. \$724,015.99 was spent in April.
4. Supplies and Materials – The cost for supplies and materials for the district from the beginning of the fiscal year until April 30, 2020 total \$987,261.49. This was a 39.4% decrease below last year at this time. Office Supplies, Textbooks, Newspapers/Periodicals, Electronic Subscriptions, Custodial/Maintenance Supplies, and Fuel account for this decrease. \$13,488.87 was spent in April.
5. Capital Outlay – The cost for capital outlay for the district from the beginning of the fiscal year until April 30, 2020 total \$1,867,976.52. This was a 85.9% increase above last year at this time and was mainly due to New Equipment Middle School, New Equipment Senior High, New Equipment, New Equipment Maintenance, Technology Equipment, and Transportation Equipment. \$79,864.80 was spent in April.
6. Other – The cost of other expenditures excluding transfers for the district was \$1,548,813.24 for the fiscal year until April 30, 2020. This was a 7.3% decrease below last year at this time. \$466,075.43 was spent in April. District Audit, County Board Services, and Taxes make up the majority of this increase.

General Fund Expenditures

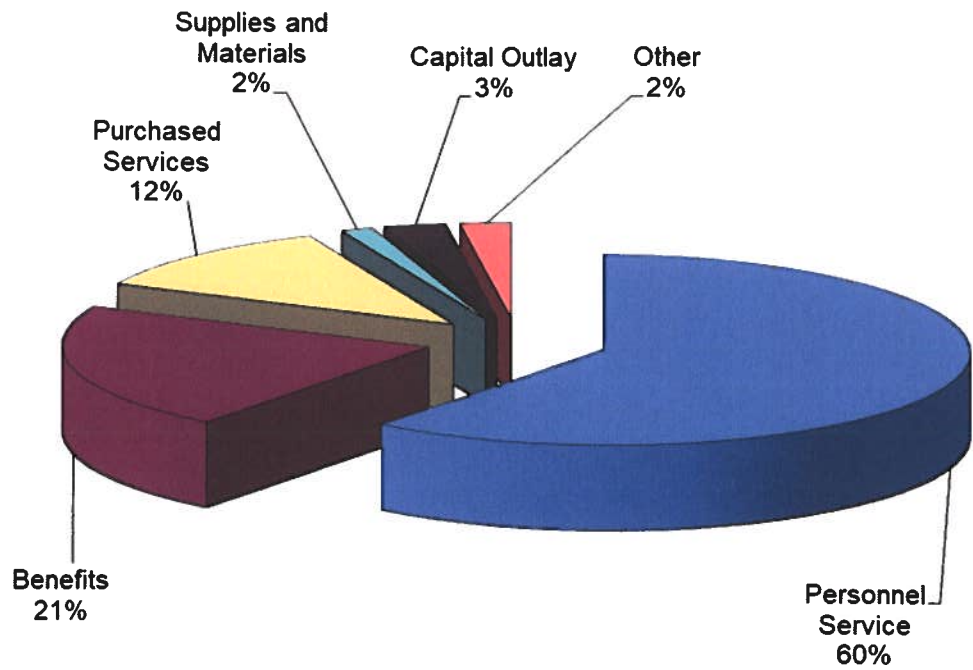


	April-20	April-19	April-18	April-17	April-16	Current Forecast
Personnel Service	\$41,455,638	\$39,387,488	\$37,181,912	\$36,199,956	\$35,005,456	\$50,167,435
Benefits	\$14,667,088	\$14,341,401	\$13,957,511	\$13,157,810	\$12,702,980	\$17,888,985
Purchased Services	\$8,195,137	\$7,779,315	\$7,419,353	\$7,852,981	\$7,275,068	\$9,247,169
Supplies and Materials	\$987,261	\$1,629,915	\$1,431,383	\$1,398,468	\$1,389,358	\$1,824,187
Capital Outlay	\$1,867,977	\$1,004,737	\$968,058	\$879,239	\$519,586	\$1,659,017
Other	\$1,548,813	\$1,670,837	\$1,725,651	\$1,555,052	\$1,737,624	\$1,734,653
Transfers and Adv., Etc.	\$441,301	\$428,000	\$453,988	\$452,956	\$486,731	\$970,890
Other than Debt						
Total	\$69,163,215	\$66,241,693	\$63,137,856	\$61,496,462	\$59,116,804	\$83,492,336

Current General Fund Revenue



Current General Fund Expenditures



April 2020

		Balance
Bank Balance - Regular Account		16,213,760.10
Petty Cash	0.00	
Financial Checks Outstanding	206,411.21	
Worker Comp Outstanding	1,962.10	
Payroll Checks Outstanding	98,246.94	
	306,620.25	15,907,139.85
Huntington/Flex Spending	50,501.84	
Flex O/S Checks	32.60	50,469.24
JPMorgan/Metlife Claims	28,849.80	28,849.80
Investments:		
Redtree Investments	23,680,714.56	
T. Rowe - Collins	300,469.31	
T. Rowe - Bushman	0.00	
Scudder -Collins	324,034.68	
Scudder - Bushman	5,616.66	
Kanehl Stocks	2,862.18	
Star Ohio (22923)	15,357,716.43	
Multi-Bank Securities	16,040,000.00	
Multi-Bank Money Market	9,866.27	
Fifth Third Securities	9,225,356.59	
Fifth Third Money Market	921,288.68	
	<u>65,867,925.36</u>	81,854,384.25
Adjustments		
Deposits in Transit	(253,671.95)	
Expenses not posted	168.46	
	<u>(253,503.49)</u>	81,600,880.76
		253,503.49
MCS D Balance		81,600,880.76
Difference Between Bank vs. Book		0.00

Medina City School District

Sales Tax Update

Date	Sales Tax Description	Receipts	Expenditures	Balance
July 1, 2019	Beginning Balance (071) Sales Tax and (002-9012) Bond			\$3,195,842.70
July	6-Month Asbestos Surveillance Inspection and Reports		\$525.00	\$3,195,317.70
	Ella Canavan Roof Replacement		\$75,240.00	\$3,120,077.70
	Sales Tax Distribution	\$766,235.16		\$3,886,312.86
	Fleet Master Lease Agreement		\$11,022.02	\$3,875,290.84
	Balance Due on Root Locker Bay Conversion Project		\$10,720.00	\$3,864,570.84
	Ella Canavan Roof Replacement Consulting and Supervision		\$2,560.00	\$3,862,010.84
	Additional Charges for Tennis Court Repairs and Improvements		\$67,441.22	\$3,794,569.62
August	Claggett Middle School Choral Risers with Side Rails		\$14,723.25	\$3,779,846.37
	Summer Paving Program		\$14,378.00	\$3,765,468.37
	Ella Canavan Roof Replacement		\$13,380.00	\$3,752,088.37
	Various District Paving		\$260,795.55	\$3,491,292.82
	Fleet Master Lease Agreement		\$39.68	\$3,491,253.14
	Northrop Connector Trail Consulting		\$3,132.00	\$3,488,121.14
	Asphalt Removal, Installation of Footpath/Sidewalk Between EVOLVE and Garfield		\$6,608.00	\$3,481,513.14
	Stamped, Colored Concrete at Front Doors/Sign at Garfield		\$5,250.00	\$3,476,263.14
	Fenn Flooring Refinish/Repair in Boys/Girls Bathroom		\$3,390.00	\$3,472,873.14
	Claggett Gymnasium Floor Improvements		\$17,355.00	\$3,455,518.14
	Claggett Replacement Gym Seating		\$83,759.71	\$3,371,758.43
	Concrete Addition to Picnic Area at Root Middle School		\$11,375.00	\$3,360,383.43
September	Blake PTO/Digital Msg	\$4,000.00		\$3,364,383.43
	Digital Messaging Center to be Installed in Existing Brick Structure		\$9,555.96	\$3,354,827.47
	Ella Canavan Elementary Roof Replacement Consulting and Supervision		\$1,174.00	\$3,353,653.47
	Ella Canavan Roof Replacement Project		\$10,380.00	\$3,343,273.47
	Installation of Sliding Glass Window in Fenn Cafeteria		\$4,838.00	\$3,338,435.47
	Fleet Master Lease Agreement		\$11,287.85	\$3,327,147.62
	Temporary Cooling Equipment Rental at Claggett		\$10,055.00	\$3,317,092.62
	Northrop Connector Trail Consulting Work		\$2,488.59	\$3,314,604.03
	Summer Paving Program		\$2,558.50	\$3,312,045.53
	Transportation/Post Construction		\$950.00	\$3,311,095.53
	Bowan House Powerwashing		\$500.00	\$3,310,595.53
October	Materials and Labor to Replace Three Windows at MHS		\$1,877.77	\$3,308,717.76
	Additional Charges associated with Tennis Court Repairs		\$12,330.45	\$3,296,387.31
	Temporary Cooling Equipment at Claggett		\$2,905.00	\$3,293,482.31
	Sales Tax Distribution	\$871,168.69		\$4,164,651.00
	Various District Paving		\$13,870.57	\$4,150,780.43
	Fleet Master Lease Agreement		\$11,287.85	\$4,139,492.58
	Northrop Connector Trail Consulting Work and Land Survey		\$3,595.07	\$4,135,897.51
	Materials and Labor to Replace Twelve Windows at Blake		\$8,044.79	\$4,127,852.72
	Labor and Materials Windows at Root		\$6,406.20	\$4,121,446.52
	Waite Elementary Access Drive Repair		\$14,587.63	\$4,106,858.89
	Post Construction Costs Associated with the Tennis Courts/Transportation		\$375.00	\$4,106,483.89
November	Various District Paving		\$13,534.11	\$4,092,949.78
	Fleet Master Lease Agreement		\$17,655.08	\$4,075,294.70
	Northrop Connector Trail Consulting Work		\$139.20	\$4,075,155.50
	Claggett Replacement Gym Seating		\$9,380.00	\$4,065,775.50
	Transportation Lot Improvements		\$34,758.02	\$4,031,017.48
	Post Construction Costs Associated with the Tennis Courts/Transportation		\$375.00	\$4,030,642.48
	2019 Asphalt Improvement-Additional Services		\$2,625.25	\$4,028,017.23
	Construction of Northrop Trail		\$134,982.40	\$3,893,034.83
	COP's Principal and Interest		\$1,290,750.49	\$2,602,284.34
December	Paint for Fenn Playground		\$55.38	\$2,602,228.96
	Rollershades for Garfield		\$19,150.00	\$2,583,078.96
	Fleet Master Lease Agreement		\$11,718.40	\$2,571,360.56
	Additional Services for Northrop Connector Trail Consulting		\$1,701.26	\$2,569,659.30
	Summer Paving Program		\$156.25	\$2,569,503.05

Medina City School District

Sales Tax Update

Date	Sales Tax Description	Receipts	Expenditures	Balance
January 2020	6-Month Asbestos Surveillance Inspection and Reports		\$525.00	\$2,568,978.05
	Fleet Master Lease Agreement		\$11,843.40	\$2,557,134.65
	Sales Tax Distribution	\$854,234.87		\$3,411,369.52
	Additional Services for Northrop Connector Trail Consulting		\$936.33	\$3,410,433.19
	Consulting Services for MHS Roof Replacement Sections E, F		\$24,325.50	\$3,386,107.69
February	Fleet Master Lease Agreement		\$11,843.40	\$3,374,264.29
	Northrop Connector Trail Consulting Work		\$198.32	\$3,374,065.97
	Consulting Services for MHS Roof Replacement Sections E, F		\$9,107.50	\$3,364,958.47
	Construction of Northrop Connector Trail		\$94,787.60	\$3,270,170.87
March	Summer Paving of Specified Areas - Correction		-\$2,241.11	\$3,272,411.98
	Fleet Master Lease Agreement		\$11,827.47	\$3,260,584.51
	Liteweight Mat Set		\$19,624.00	\$3,240,960.51
April	Sales Tax Distribution	\$922,872.24		\$4,163,832.75
	Fleet Master Lease Agreement		\$11,826.28	\$4,152,006.47
	Blueprints for Bidders		\$121.16	\$4,151,885.31
Fiscal Year Totals		\$3,418,510.96	\$2,462,468.35	

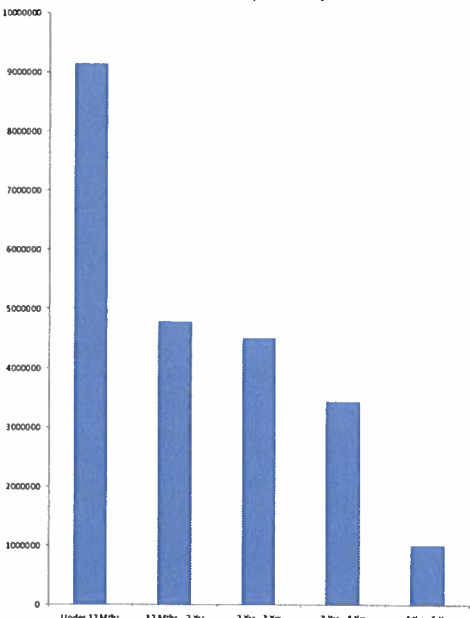

Medina City School District

Recreation Center Update

Date	Description	District Revenue	District Expenses	City Reimbursements	Total Balance
July 1, 2019	Beginning Balance (003-9001)				\$ 381,679.90
07/08/19	Donation - Partner Mktg	\$1,450.93			\$ 383,130.83
07/10/19	Roof Replacement Project - Payment #2		\$ 249,300.00		\$ 133,830.83
07/19/19	Consulting Services for MCRC Roof Replacement		\$12,045.20		\$ 121,785.63
08/09/19	Butterfly Valves for Surge Tanks		\$4,132.73		\$ 117,652.90
08/09/19	Tile Repair		\$1,178.43		\$ 116,474.47
08/09/19	Consulting Services for MCRC Roof Replacement		\$6,788.90		\$ 109,685.57
08/09/19	Roof Replacement Project - Payment #3		\$137,993.40		\$ (28,307.83)
08/20/19	Summer Paving of Specified Areas		\$26,928.70		\$ (55,236.53)
09/10/19	Consulting Services for MCRC Roof Replacement		\$3,394.45		\$ (58,630.98)
09/23/19	3 Projectors and Large Screen Displays for Conference			\$1,744.35	\$ (56,886.63)
09/23/19	Roof Replacement Project - Payment #1			\$111,150.00	\$ 54,263.37
09/23/19	Roof Replacement Project - Payment #2			\$124,650.00	\$ 178,913.37
09/27/19	Roof Replacement Project - Payment #4		\$233,400.60		\$ (54,487.23)
10/03/19	Butterfly Valves for Surge Tanks			\$2,066.37	\$ (52,420.86)
10/03/19	Tile Repair			\$589.22	\$ (51,831.64)
10/03/19	Roof Replacement Project - Payment #3			\$68,996.70	\$ 17,165.06
10/10/19	Dome Cameras and Ethernet Lines, Warrenty		\$47,626.00		\$ (30,460.94)
10/10/19	Additional Ethernet Drop		\$5,975.00		\$ (36,435.94)
10/21/19	Roof Replacement Project - Payment #4			\$116,700.30	\$ 80,264.36
10/21/19	Dome Cameras and Ethernet Lines, Warrenty			\$23,813.00	\$ 104,077.36
10/21/19	Additional Ethernet Drop			\$2,987.50	\$ 107,064.86
10/23/19	Summer Paving of Specified Areas		\$285.00		\$ 106,779.86
10/23/19	Consulting Services for MCRC Roof Replacement		\$1,697.00		\$ 105,082.86
10/31/19	Donation - Partner Mktg	\$145.35			\$ 105,228.21
11/30/19					\$ 105,228.21
12/03/19	Summer Paving of Specified Areas			\$13,606.85	\$ 118,835.06
12/11/19	Tile Repair		\$240.00		\$ 118,595.06
12/11/19	Consulting Services for MCRC Roof Replacement		\$1,697.45		\$ 116,897.61
12/11/19	Roof Replacement Project - Payment #5		\$5,171.40		\$ 111,726.21
12/11/19	Roof Replacement Project - Payment #6		\$94,240.60		\$ 17,485.61
01/07/20	Donation - Partner Mktg	\$1,462.56			\$ 18,948.17
01/21/20	Tile Repair		\$495.00		\$ 18,453.17
01/21/20	Transfer from 001	\$100,000.00			\$ 118,453.17
02/04/20	Roof Replacement Project - Payment #5			\$2,585.70	\$ 121,038.87
02/04/20	Roof Replacement Project - Payment #6			\$47,120.30	\$ 168,159.17
02/04/20	Tile Repair			\$120.00	\$ 168,279.17
02/19/20	Tile Repair			\$247.50	\$ 168,526.67
03/11/20	Summer Paving of Specified Areas - Correction		\$2,241.11		\$ 166,285.56
03/19/20	Consulting Services for MCRC Roof Replacement			\$42,000.00	\$ 208,285.56
04/09/20	Donation - Partner Mktg	\$1,823.30			\$ 210,108.86
04/29/20	Lumber for Sauna Repair		\$2,515.52		\$ 207,593.34
04/29/20	Tile Repair		\$2,000.00		\$ 205,593.34
Total Revenues, Expenditures and Reimbursements		\$ 104,882.14	\$ 839,346.49	\$ 558,377.79	

Monthly Investment Summary
Medina City School District
US Bank Custodian Acct Ending x70982
 April 30, 2020

Monthly Cash Flow Activity		Market Value Summary				
From 03-31-20 through 04-30-20		Security Type	Market Value	Pct. Assets	Avg Yield at Cost	Wght Avg Mat
Beginning Book Value	23,660,032.30	Money Market Fund				
Contributions	0.00	MONEY MARKET FUND	1,035,284.31	4.3	0.13	0.00
Withdrawals	0.00	Fixed Income				
Realized Gains/Losses	10.40	U.S. GOVERNMENT AGENCY DISCOUNT NOTES	1,198,181.33	5.0	0.20	0.95
Gross Interest Earnings	20,671.86	U.S. GOVERNMENT AGENCY NOTES	14,062,528.92	58.8	1.46	2.29
Ending Book Value	23,680,714.56	U.S. TREASURY NOTES	7,539,253.72	31.5	1.70	0.91
		Accrued Interest	62,874.43	0.3		
		TOTAL PORTFOLIO	23,898,122.71	100.0	1.42	1.69

Maturity Distribution		Security Type Allocation	
<p align="center">Distribution by Maturity</p> 			

Disclosures:

RedTree's internal accounting system is used as the source of the market value of this account. Although obtained from a source believed to be reliable, we cannot guarantee its accuracy. You should review all account statements provided by the custodian and compare with the statements provided by RedTree.

Questions? Call 888.596.2293 or email info@redtreeinv.com

Portfolio Holdings Report
Medina City School District
US Bank Custodian Acct Ending x70982
 April 30, 2020

Quantity	Cusip	Security Description	Moody's	S&P	Cost Basis	Market Value	Yield at Cost	Wtd Maturity	Purchase Date
U.S. GOVERNMENT AGENCY NOTES									
1,520,000	3136G35C5	Federal Natl Mtg Assoc 1.400% Due 08-28-20	Aaa	AA+	1,520,000.00	1,521,376.33	1.40	0.33	08-30-16
1,070,000	3135G0F73	Federal Natl Mtg Assoc 1.500% Due 11-30-20	Aaa	AA+	1,063,023.60	1,078,287.87	2.00	0.58	08-01-19
1,545,000	3136G34Y8	Federal Natl Mtg Assoc 1.600% Due 08-24-21	Aaa	AA+	1,545,000.00	1,546,296.38	1.60	1.29	08-30-16
1,000,000	3134GVNS3	Federal Home Ln Mtg 0.550% Due 04-27-22	Aaa	AA+	1,000,000.00	1,000,084.83	0.55	1.98	04-27-20
1,000,000	3134GVMH8	Federal Home Ln Mtg 0.550% Due 07-27-22	Aaa	AA+	1,000,000.00	999,814.91	0.55	2.22	04-27-20
1,000,000	3130AH5R0	Federal Home Ln Bank 2.000% Due 09-26-22	Aaa	AA+	999,950.00	1,001,742.42	2.00	2.33	10-01-19
1,500,000	3133ELUJ1	Federal Farm Credit Bank 1.000% Due 03-24-23	Aaa	AA+	1,500,000.00	1,501,186.30	1.00	2.85	03-24-20
1,000,000	3135G03P6	Federal Natl Mtg Assoc 0.800% Due 04-27-23	Aaa	AA+	1,000,000.00	999,297.18	0.80	2.95	04-27-20
1,000,000	3133EKRJ7	Federal Farm Credit Bank 2.400% Due 06-19-23	Aaa	AA+	1,000,000.00	1,001,796.49	2.40	2.98	06-28-19
1,200,000	3134GUF96	Federal Home Ln Mtg 1.900% Due 09-26-23	Aaa	AA+	1,200,000.00	1,202,639.28	1.90	3.26	12-26-19
700,000	3133ELWJ9	Federal Farm Credit Bank 1.050% Due 10-16-23	Aaa	AA+	700,000.00	700,133.73	1.05	3.39	04-16-20
500,000	3130AJ6M6	Federal Home Ln Bank 1.700% Due 02-26-24	Aaa	AA+	500,000.00	503,960.44	1.70	3.68	02-26-20
1,000,000	3134GUBQ2	Federal Home Ln Mtg 2.100% Due 09-23-24	Aaa	AA+	999,500.00	1,005,912.76	2.11	4.17	09-23-19
	Accrued Interest					39,528.28			
					14,027,473.60	14,102,057.20	1.46	2.29	
U.S. TREASURY NOTES									
1,200,000	912828M98	US Treasury Note 1.625% Due 11-30-20	Aaa	AA+	1,197,187.50	1,210,500.00	1.83	0.58	09-30-19
1,000,000	912828N89	US Treasury Note 1.375% Due 01-31-21	Aaa	AA+	998,125.00	1,009,375.00	1.56	0.75	01-28-20
615,000	912828N89	US Treasury Note 1.375% Due 01-31-21	Aaa	AA+	613,991.02	620,765.62	1.54	0.75	01-30-20
1,200,000	912828P87	US Treasury Note 1.125% Due 02-28-21	Aaa	AA+	1,192,593.76	1,209,750.00	1.66	0.83	12-27-19
1,250,000	912828Q37	US Treasury Note 1.250% Due 03-31-21	Aaa	AA+	1,242,382.81	1,262,597.50	1.69	0.91	10-30-19
1,000,000	912828S27	US Treasury Note 1.125% Due 06-30-21	Aaa	AA+	987,226.56	1,011,172.00	1.86	1.16	09-17-19
1,200,000	912828F6	US Treasury Note 1.125% Due 08-31-21	Aaa	AA+	1,188,750.00	1,215,093.60	1.68	1.32	12-10-19
	Accrued Interest					23,346.15			
					7,420,256.65	7,562,599.87	1.70	0.91	
U.S. GOVERNMENT AGENCY DISCOUNT NOTES									
1,200,000	313385EAO	Federal Home Ln Bank Discount Note 0.000% Due 04-07-21	P-1	A-1+	1,197,700.00	1,198,181.33	0.20	0.95	04-27-20
MONEY MARKET FUND									
	USBMMF	First American Treasury Obligations Fund			1,035,284.31	1,035,284.31	0.13		
TOTAL PORTFOLIO					23,680,714.56	23,898,122.71	1.42	1.69	

Disclosures:

RedTree's internal accounting system is used as the source of the market value of this account. Although obtained from a source believed to be reliable, we cannot guarantee its accuracy. You should review all account statements provided by the custodian and compare with the statements provided by RedTree.

Questions? Call 888.596.2293 or email info@redtreeinv.com

Monthly Activity Reports
Medina City School District
US Bank Custodian Acct Ending x70982
 From 04-01-20 Through 04-30-20

GROSS INTEREST INCOME

<u>Ex-Date</u>	<u>Pay-Date</u>	<u>Security</u>	<u>Amount</u>
U.S. GOVERNMENT AGENCY NOTES			
04-23-20	04-23-20	Federal Farm Credit Bank 2.000% Due 01-23-25	3,000.00
04-27-20	04-27-20	Federal Home Ln Bank 2.000% Due 10-28-22	2,556.67
04-27-20	04-27-20	Federal Natl Mtg Assoc 1.420% Due 07-27-20	4,508.50
04-28-20	04-28-20	Federal Home Ln Bank 2.000% Due 10-28-22	10,037.22
			20,102.39
MONEY MARKET FUND			
04-01-20	04-01-20	First American Treasury Obligations Fund	569.47
GROSS INCOME			20,671.86

Disclosures:

RedTree's internal accounting system is used as the source of the market value of this account. Although obtained from a source believed to be reliable, we cannot guarantee its accuracy. You should review all account statements provided by the custodian and compare with the statements provided by RedTree.

Questions? Call 888.596.2293 or email info@redtreeinv.com

Purchase and Sale
Medina City School District
US Bank Custodian Acct Ending x70982
 From 04-01-20 Through 04-30-20

Trade Date	Settle Date	Quantity	Security	Unit Price	Amount
PURCHASES					
04-16-2020	04-16-2020	700,000	Federal Farm Credit Bank 1.050% Due 10-16-23	100.00	700,000.00
04-27-2020	04-27-2020	1,200,000	Federal Home Ln Bank Discount Note 0.000% Due 04-07-21	99.81	1,197,700.00
04-24-2020	04-27-2020	1,000,000	Federal Home Ln Mtg 0.550% Due 07-27-22	100.00	1,000,000.00
04-27-2020	04-27-2020	1,000,000	Federal Home Ln Mtg 0.550% Due 04-27-22	100.00	1,000,000.00
04-27-2020	04-27-2020	1,000,000	Federal Natl Mtg Assoc 0.800% Due 04-27-23	100.00	1,000,000.00
					4,897,700.00
SALES					
04-23-2020	04-23-2020	600,000	Federal Farm Credit Bank 2.000% Due 01-23-25	100.00	600,000.00
04-27-2020	04-27-2020	260,000	Federal Home Ln Bank 2.000% Due 10-28-22	100.00	260,010.40
04-28-2020	04-28-2020	1,015,000	Federal Home Ln Bank 2.000% Due 10-28-22	100.00	1,015,000.00
04-27-2020	04-27-2020	1,270,000	Federal Natl Mtg Assoc 1.420% Due 07-27-20	100.00	1,270,000.00
					3,145,010.40

Disclosures:

RedTree's internal accounting system is used as the source of the market value of this account. Although obtained from a source believed to be reliable, we cannot guarantee its accuracy. You should review all account statements provided by the custodian and compare with the statements provided by RedTree.

Questions? Call 888.596.2293 or email info@redtreeinv.com

Realized Gains/Losses
Medina City School District
US Bank Custodian Acct Ending x70982
 From 04-01-20 Through 04-30-20

Open Date	Close Date	Quantity	Security	Cost Basis	Proceeds	Gain Or Loss	
						Short Term	Long Term
01-29-2020	04-23-2020	600,000	Federal Farm Credit Bank 2.000% Due 01-23-25	600,000.00	600,000.00	0.00	
07-27-2016	04-27-2020	1,270,000	Federal Natl Mtg Assoc 1.420% Due 07-27-20	1,270,000.00	1,270,000.00		0.00
10-30-2019	04-27-2020	260,000	Federal Home Ln Bank 2.000% Due 10-28-22	260,000.00	260,010.40	10.40	
10-30-2019	04-28-2020	1,015,000	Federal Home Ln Bank 2.000% Due 10-28-22	1,015,000.00	1,015,000.00	0.00	
TOTAL GAINS						10.40	0.00
TOTAL LOSSES						0.00	0.00
TOTAL REALIZED GAIN/LOSS					10.40	0.00	

Disclosures:

RedTree's internal accounting system is used as the source of the market value of this account. Although obtained from a source believed to be reliable, we cannot guarantee its accuracy. You should review all account statements provided by the custodian and compare with the statements provided by RedTree.

Questions? Call 888.596.2293 or email info@redtreeinv.com

ENV# CEBJLFPBBJMSVS_BBBBB
FIFTH THIRD SECURITIES, INC.
MD 1M0B2A
5050 KINGSLEY DRIVE
CINCINNATI, OH 45263



MEDINA CITY SCHOOLS
DAVID CHAMBERS
739 WEYMOUTH RD
MEDINA OH 44256

STATEMENT FOR THE PERIOD APRIL 1, 2020 TO APRIL 30, 2020

MEDINA CITY SCHOOLS - Corporation
Account Number: [REDACTED]

For questions about your accounts:
Local: 614 744 5496
In-State: 614 744 7074
National: 888 889 1025


By the courtesy of:
CARTER/SAVAGE

TOTAL VALUE OF YOUR PORTFOLIO **\$10,317,944.88**

FOR YOUR INFORMATION

Fifth Third Securities, Inc. Investments offered through Fifth Third Securities, Inc., member FINRA/SIPC

CHANGE IN VALUE OF YOUR PORTFOLIO



Change In Value Of Your Portfolio information can be found in Miscellaneous Footnotes at the end of this statement.

Fifth Third Securities, Inc.

MN_CEBJLFPBBJMSVS_BBBBB 20200430

Account carried with National Financial Services LLC, Member NYSE, SIPC

Statement for the Period April 1, 2020 to April 30, 2020

MEDINA CITY SCHOOLS - Corporation
Account Number: [REDACTED]



Account Overview

CHANGE IN ACCOUNT VALUE	Current Period	Year-to-Date
BEGINNING VALUE	\$10,262,158.62	\$10,198,616.66
Additions and Withdrawals	(\$17,954.11)	(\$76,404.63)
Income	\$17,559.43	\$76,404.63
Taxes, Fees and Expenses	\$0.00	\$0.00
Change in Value	\$56,180.94	\$119,328.22
ENDING VALUE (AS OF 04/30/20)	\$10,317,944.88	\$10,317,944.88

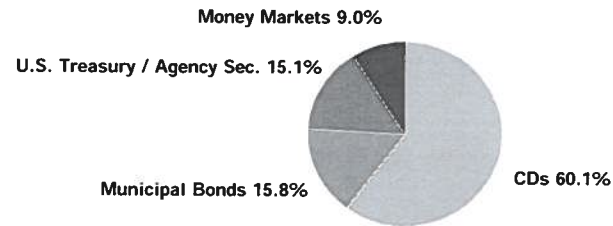
Refer to Miscellaneous Footnotes for more information on Change in Value.

INCOME	Current Period	Year-to-Date
TAXABLE		
Taxable Dividends	\$693.67	\$3,135.70
Taxable Interest	\$16,865.76	\$73,268.93
TOTAL TAXABLE	\$17,559.43	\$76,404.63
TOTAL INCOME	\$17,559.43	\$76,404.63

Taxable income is determined based on information available to NFS at the time the statement was prepared, and is subject to change. Final information on taxation of interest and dividends is available on Form 1099-Div, which is mailed in February of the subsequent year.

REALIZED GAIN (LOSS)	Current Period	Year-to-Date
Short Term Gain	\$0.00	\$5,975.00
Short Term Loss	\$0.00	\$0.00
Disallowed Short Term Loss	\$0.00	\$0.00
TOTAL SHORT TERM GAIN (LOSS)	\$0.00	\$5,975.00

ACCOUNT ALLOCATION



	Percent	Prior Period	Current Period
Money Markets	9.0 %	\$668,683.36	\$921,288.68
CDs	60.1	\$5,699,928.41	\$6,204,451.30
Municipal Bonds	15.8	\$1,634,183.35	\$1,634,633.90
U.S. Treasury / Agency Sec.	15.1	\$2,259,363.50	\$1,557,571.00
TOTAL	100.0 %	\$10,262,158.62	\$10,317,944.88

Account Allocation shows the percentage that each asset class represents of your total account value. Account Allocation for equities, fixed income, and other categories may include mutual funds and may be net of short positions. NFS has made assumptions concerning how certain mutual funds are allocated. Closed-end mutual funds and Exchange Traded Products (ETPs) listed on an exchange may be included in the equity allocation. The chart may not reflect your actual portfolio allocation. Consult your broker/dealer prior to making investment decisions.

Fifth Third Securities, Inc.

MN_CEBJLFPBBJMSVS_BBBBB 20200430

Account carried with National Financial Services LLC, Member NYSE, SIPC

Statement for the Period April 1, 2020 to April 30, 2020

MEDINA CITY SCHOOLS - Corporation

Account Number: [REDACTED]



Account Overview *continued*

REALIZED GAIN (LOSS) <i>continued</i>	<i>Current Period</i>	<i>Year-to-Date</i>
Long Term Gain	\$0.00	\$0.00
Long Term Loss	\$0.00	\$0.00
Disallowed Long Term Loss	\$0.00	\$0.00
TOTAL LONG TERM GAIN (LOSS)	\$0.00	\$0.00

NFS-provided cost basis, realized gain (loss) and holding period information may not reflect all adjustments necessary for your tax reporting purposes. Please refer to Footnotes and Cost Basis Information at the end of this statement for more information.

MESSAGES AND ALERTS

Customers wishing to learn more about their investment professional can contact the FINRA BrokerCheck Hotline Number at 1-800-289-9999 or visit the FINRA Regulation website www.finra.org. Customers can also obtain an investor brochure that includes information describing the FINRA BrokerCheck program by contacting Brokerage Operations 1-888-889-1025.

Statement for the Period April 1, 2020 to April 30, 2020

MEDINA CITY SCHOOLS - Corporation
Account Number: [REDACTED]



Holdings

NFS-provided cost basis, realized gain (loss) and holding period information may not reflect all adjustments necessary for tax purposes. Please refer to Footnotes and Cost Basis Information at the end of this statement for more information.

For additional information regarding your holdings, please refer to the footnotes at the end of the statement.

CASH AND CASH EQUIVALENTS - 8.93% of Total Account Value

Description	Symbol/Cusip Account Type	Quantity	Price on 04/30/20	Current Market Value	Estimated Annual Income
Money Markets					
FEDERATED TREASURY OBLIGATIONS IS 7 DAY YIELD .16%	TOIXX CASH	921,288.68	\$1.00	\$921,288.68	
Dividend Option Cash					
Capital Gain Option Cash					
Total Cash and Cash Equivalents				\$921,288.68	

Statement for the Period April 1, 2020 to April 30, 2020

MEDINA CITY SCHOOLS - Corporation
 Account Number: [REDACTED]



HOLDINGS > FIXED INCOME - 91.07% of Total Account Value

For an explanation of fixed income pricing, please see the last page. Redemption schedule(s), bond rating(s), and other information are provided where available. If information does not appear regarding a particular investment, it is not available. The ratings on this statement are provided by Standard & Poor's and/or Moody's to rate the quality based on the respective rating agency's assessment. Ratings information from Standard & Poor's ("S&P") may not be reproduced. S&P credit ratings are statements of opinion and are not statements of fact or recommendations to purchase, hold, or sell securities, nor do they address the suitability of securities for investment purposes, and should not be relied on as investment advice. S&P does not guarantee the accuracy, completeness, timeliness or availability of any information, including ratings, and is not responsible for errors or omissions (negligent or otherwise). S&P gives no express or implied warranties, including but not limited to any warranties of merchantability or fitness for a particular purpose or use. S&P shall not be liable for any direct, indirect, incidental, exemplary, compensatory, punitive, special or consequential damages, costs, expenses, legal fees, or losses (including lost income or profits and opportunity costs) in connection with any use of ratings.

Description	Symbol/Cusip Account Type	Quantity	Estimated Price on 04/30/20	Estimated Current Market Value	Estimated Annual Income	Original/Adjusted Cost Basis	Unrealized Gain (Loss)
CDs							
Certificates of Deposit (CDs), including Market Indexed CDs and Market Linked CDs (collectively, MCDs) are generally shown at estimated market prices based upon a matrix or model pricing method that may not represent the actual price if sold prior to maturity. However, CDs and MCDs may be shown at face value for up to seven calendar days from date of issue if estimated market prices have not been received from a third party pricing vendor. The actual value of CDs and MCDs may be different from their purchase price. CDs and MCDs are subject to interest rate risk. The estimated market price reflected for MCDs may not be based on the actual closing value of the linked market index on the final maturity date and the market value of MCDs may not correspond directly to increases or decreases in the underlying linked market index. You may sell CDs or MCDs in the secondary market subject to market conditions. The secondary market for CDs and MCDs is generally illiquid. If sold prior to maturity, the value of MCDs may be less than the purchase amount or face value. The sale or redemption of any fixed income security prior to maturity may result in a substantial gain or loss, and an early withdrawal penalty may apply. Certain MCDs may only be redeemed on pre-specified liquidation dates and may have call features that allow the issuer to call the MCD prior to maturity. Certain Step Rate CDs are also subject to reinvestment risk if call provisions are exercised by the issuer and if a CD with a comparable rate is not available.							
See sales materials or contact your broker/dealer for additional information.							
TIAA FSB JACKSONVILLE FLA 1.95000% 11/23/2020 CD FDIC INSURED CPN PMT SEMI-ANNUAL ON MAY 21, NOV 21 Next Interest Payable: 05/21/20 Estimated Yield 1.93% Accrued Interest \$2137.73 Average Unit Cost \$1.00 Adjusted Cost Basis	87270LAW3 CASH	247,000	\$1.00917	\$249,264.99	\$4,816.50	\$247,000.00	D \$2,264.99
ALLY BK MIDVALE UTAH CD 2.50000% 02/01/2021 FDIC INSURED CPN PMT SEMI-ANNUAL ON AUG 01, FEB 01 Next Interest Payable: 08/01/20 Estimated Yield 2.45% Accrued Interest \$1510.27 Average Unit Cost \$1.00 Adjusted Cost Basis	02007GAU7 CASH	245,000	\$1.01691	\$249,142.95	\$6,125.00	\$245,000.00	D \$4,142.95
PRIME ALLIANCE BK UTAH CD 2.30000% 03/15/2021 FDIC INSURED CPN PMT MONTHLY Next Interest Payable: 05/13/20	74160NFW5 CASH	245,000	\$1.01678	\$249,111.10	\$5,635.00	\$245,000.00	

Fifth Third Securities, Inc.

Account carried with National Financial Services LLC, Member
 NYSE, SIPC

MN_CEBJLFPBBJMSVS_BBBBB 20200430

Statement for the Period April 1, 2020 to April 30, 2020

MEDINA CITY SCHOOLS - Corporation
 Account Number: [REDACTED]



HOLDINGS > FIXED INCOME *continued*

Description	Symbol/Cusip Account Type	Quantity	Estimated Price on 04/30/20	Estimated Current Market Value	Estimated Annual Income	Original/Adjusted Cost Basis	Unrealized Gain (Loss)
PRIME ALLIANCE BK UTAH CD 2.30000%	74160NFW5	continued					
Estimated Yield 2.26%							
Accrued Interest \$277.89							
Average Unit Cost \$1.00							
Adjusted Cost Basis						\$245,000.00 D	\$4,111.10
CAPITAL ONE BK USA NATL ASSN CD 2.25000%	1404202B5	245,000	\$1.01428	\$248,498.60	\$5,512.50	\$243,858.30	
04/19/2021 FDIC INSURED	CASH						
CPN PMT SEMI-ANNUAL							
ON OCT 19, APR 19							
Next Interest Payable: 10/19/20							
Estimated Yield 2.21%							
Accrued Interest \$181.23							
Average Unit Cost \$1.00							
Adjusted Cost Basis						\$243,858.30 D	\$4,640.30
THIRD FED SVGS &LN ASSN OF CD 2.50000%	88413QBZ0	245,000	\$1.02131	\$250,220.95	\$6,125.00	\$245,000.00	
05/28/2021 FDIC INSURED	CASH						
CPN PMT SEMI-ANNUAL							
ON AUG 28, FEB 28							
Next Interest Payable: 08/28/20							
Estimated Yield 2.44%							
Accrued Interest \$1057.19							
Average Unit Cost \$1.00							
Adjusted Cost Basis						\$245,000.00 D	\$5,220.95
KS STATEBANK MANHATTAN KS CD 2.50000%	50116CBX6	245,000	\$1.02244	\$250,497.80	\$6,125.00	\$245,000.00	
06/21/2021 FDIC INSURED	CASH						
CPN PMT MONTHLY							
Next Interest Payable: 05/21/20							
Estimated Yield 2.44%							
Accrued Interest \$167.81							
Average Unit Cost \$1.00							
Adjusted Cost Basis						\$245,000.00 D	\$5,497.80
NORTHPOINTE BK GRAND RAPIDS MI CD	666613GN8	245,000	\$1.02438	\$250,973.10	\$6,247.50	\$245,000.00	
2.55000% 07/19/2021 FDIC INSURED	CASH						
CPN PMT MONTHLY							
Next Interest Payable: 05/19/20							
Estimated Yield 2.48%							
Accrued Interest \$205.40							
Average Unit Cost \$1.00							

Fifth Third Securities, Inc.

Account carried with National Financial Services LLC, Member
 NYSE, SIPC

Statement for the Period April 1, 2020 to April 30, 2020

MEDINA CITY SCHOOLS - Corporation
 Account Number: [REDACTED]



HOLDINGS > FIXED INCOME *continued*

Description	Symbol/Cusip Account Type	Quantity	Estimated Price on 04/30/20	Estimated Current Market Value	Estimated Annual Income	Original/Adjusted Cost Basis	Unrealized Gain (Loss)
NORTHPOINTE BK GRAND RAPIDS MI CD Adjusted Cost Basis	666613GN8	continued				\$245,000.00 D	\$5,973.10
CELTIC BK SALT LAKE CITY UTAH CD 2.85000% 08/24/2021 FDIC INSURED CPN PMT MONTHLY Next Interest Payable: 05/24/20 Estimated Yield 2.76% Accrued Interest \$133.91 Average Unit Cost \$1.00 Adjusted Cost Basis	15118RPT8 CASH	245,000	\$1.02999	\$252,347.55	\$6,982.50	\$245,000.00 D	\$7,347.55
FIRSTRUST SVGS BK PA CD 2.55000% 09/13/2021 FDIC INSURED CPN PMT MONTHLY Next Interest Payable: 05/12/20 Estimated Yield 2.48% Accrued Interest \$325.21 Average Unit Cost \$1.00 Adjusted Cost Basis	337630BJ5 CASH	245,000	\$1.02694	\$251,600.30	\$6,247.50	\$245,000.00 D	\$6,600.30
MEDALLION BK UTAH CD 2.45000% 02/16/2022 FDIC INSURED CPN PMT MONTHLY Next Interest Payable: 05/16/20 Estimated Yield 2.37% Accrued Interest \$246.68 Average Unit Cost \$1.00 Adjusted Cost Basis	58404DBD2 CASH	245,000	\$1.03192	\$252,820.40	\$6,002.50	\$245,000.00 D	\$7,820.40
NORTHFIELD BK STATEN ISLAND NY CD 2.45000% 02/22/2022 FDIC INSURED CPN PMT SEMI-ANNUAL ON AUG 21, FEB 21 Next Interest Payable: 08/21/20 Estimated Yield 2.37% Accrued Interest \$1151.16 Average Unit Cost \$1.00 Adjusted Cost Basis	66612ACG1 CASH	245,000	\$1.03221	\$252,891.45	\$6,002.50	\$245,000.00 D	\$7,891.45
WELLS FARGO NATL BK WEST LAS V CD 1.85000% 12/30/2022 FDIC INSURED	949495AF2 CASH	245,000	\$1.02858	\$252,002.10	\$4,532.50	\$245,000.00	

Fifth Third Securities, Inc.

Account carried with National Financial Services LLC, Member
 NYSE, SIPC

MN_CEBJLFPBBJMSVS_BBBBB 20200430

Statement for the Period April 1, 2020 to April 30, 2020

MEDINA CITY SCHOOLS - Corporation
 Account Number: [REDACTED]



HOLDINGS > FIXED INCOME *continued*

Description	Symbol/Cusip Account Type	Quantity	Estimated Price on 04/30/20	Estimated Current Market Value	Estimated Annual Income	Original/Adjusted Cost Basis	Unrealized Gain (Loss)
WELLS FARGO NATL BK WEST LAS V CD CPN PMT MONTHLY Next Interest Payable: 05/30/20 Estimated Yield 1.79% Accrued Interest \$12.42 Average Unit Cost \$1.00 Adjusted Cost Basis	949495AF2	<i>continued</i>				\$245,000.00 D	\$7,002.10
EVERGREEN BK GROUP ILL CD 1.05000% 04/17/2023 FDIC INSURED CPN PMT MONTHLY 1ST CPN DTE 05/15/2020 Next Interest Payable: 05/15/20 Estimated Yield 1.04% Accrued Interest \$105.86 Average Unit Cost \$1.00 Adjusted Cost Basis	300185JK2 CASH	230,000	\$1.00743	\$231,708.90	\$2,415.00	\$230,000.00 D	\$1,708.90
FIRST SOURCE BK SOUTH BEND IND CD 1.35000% 08/03/2023 FDIC INSURED CPN PMT MONTHLY 1ST CPN DTE 05/03/2020 Next Interest Payable: 05/03/20 Estimated Yield 1.32% Accrued Interest \$224.73 Average Unit Cost \$1.00 Adjusted Cost Basis	33646CMB7 CASH	217,000	\$1.01768	\$220,836.56	\$2,929.50	\$217,000.00 D	\$3,836.56
CFBANK FAIRLAWN OHIO CD 2.80000% 03/15/2024 FDIC INSURED CPN PMT MONTHLY Next Interest Payable: 05/15/20 Estimated Yield 2.60% Accrued Interest \$288.44 Average Unit Cost \$1.00 Adjusted Cost Basis	15721UCY3 CASH	235,000	\$1.07629	\$252,928.15	\$6,580.00	\$235,000.00 D	\$17,928.15
FIRST & FMRS BK PORTLAND ND CD 2.40000% 05/30/2024 FDIC INSURED CPN PMT MONTHLY Next Interest Payable: 05/30/20 Estimated Yield 2.25%	31860PAL2 CASH	245,000	\$1.06362	\$260,586.90	\$5,880.00	\$245,000.00	

Fifth Third Securities, Inc.

MN_CEBJLFPBBJMSVS_BBBBB 20200430

Account carried with National Financial Services LLC, Member
 NYSE, SIPC

Statement for the Period April 1, 2020 to April 30, 2020

MEDINA CITY SCHOOLS - Corporation
 Account Number: [REDACTED]



HOLDINGS > FIXED INCOME *continued*

Description	Symbol/Cusip Account Type	Quantity	Estimated Price on 04/30/20	Estimated Current Market Value	Estimated Annual Income	Original/Adjusted Cost Basis	Unrealized Gain (Loss)
FIRST & FMRS BK PORTLAND ND CD 2.40000%	31860PAL2	continued					
Accrued Interest	\$16.11						
Average Unit Cost	\$1.00						
Adjusted Cost Basis						\$245,000.00	D \$15,586.90
STATE BK REESEVILLE WIS CD 2.25000%	856487AX1	240,000	\$1.05797	\$253,912.80	\$5,400.00	\$240,000.00	
06/28/2024 FDIC INSURED	CASH						
CPN PMT MONTHLY							
Next Interest Payable: 05/28/20							
Estimated Yield 2.12%							
Accrued Interest	\$44.38						
Average Unit Cost	\$1.00						
Adjusted Cost Basis						\$240,000.00	D \$13,912.80
POPPY BK SANTA ROSA CALIF CD 1.95000%	73319FAA7	245,000	\$1.00482	\$246,180.90	\$4,777.50	\$245,000.00	
08/21/2024 FDIC INSURED	CASH						
CPN PMT MONTHLY							
Next Interest Payable: 05/21/20							
CALLABLE ON 08/21/2020 @ 100.0000							
Estimated Yield 1.94%							
Accrued Interest	\$130.89						
Average Unit Cost	\$1.00						
Adjusted Cost Basis						\$245,000.00	D \$1,180.90
RAYMOND JAMES BK NATL ASSN CD 2.00000%	75472RAE1	245,000	\$1.04811	\$256,786.95	\$4,900.00	\$245,000.00	
08/23/2024 FDIC INSURED	CASH						
CPN PMT SEMI-ANNUAL							
ON FEB 23, AUG 23							
Next Interest Payable: 08/23/20							
Estimated Yield 1.90%							
Accrued Interest	\$912.88						
Average Unit Cost	\$1.00						
Adjusted Cost Basis						\$245,000.00	D \$11,786.95
BANKGLOUCESTER CD 2.00000% 08/26/2024	06644RAC3	245,000	\$1.00115	\$245,281.75	\$4,900.00	\$245,000.00	
FDIC INSURED	CASH						
CPN PMT SEMI-ANNUAL							
ON FEB 26, AUG 26							
Next Interest Payable: 08/26/20							
Estimated Yield 1.99%							
Accrued Interest	\$872.60						
Average Unit Cost	\$1.00						

Fifth Third Securities, Inc.

Account carried with National Financial Services LLC, Member
 NYSE, SIPC

Statement for the Period April 1, 2020 to April 30, 2020

MEDINA CITY SCHOOLS - Corporation
 Account Number: [REDACTED]



HOLDINGS > FIXED INCOME *continued*

Description	Symbol/Cusip Account Type	Quantity	Estimated Price on 04/30/20	Estimated Current Market Value	Estimated Annual Income	Original/Adjusted Cost Basis	Unrealized Gain (Loss)
BANKGLOUCESTER CD 2.00000% 08/26/2024	06644RAC3	continued					
Adjusted Cost Basis						\$245,000.00	D \$281.75
GRANT CNTY BK ULYSSES KANS CD 1.95000%	38762PCP5	245,000	\$1.00069	\$245,169.05	\$4,777.50	\$245,000.00	
10/16/2024 FDIC INSURED	CASH						
CPN PMT MONTHLY							
Next Interest Payable: 05/16/20							
CALLABLE ON 05/16/2020 @ 100.0000							
Estimated Yield 1.94%							
Accrued Interest \$196.34							
Average Unit Cost \$1.00							
Adjusted Cost Basis						\$245,000.00	D \$169.05
BRIDGEWATER BK BLOOMINGTON MN CD	108622JH5	245,000	\$1.00053	\$245,129.85	\$1,536.47	\$245,000.00	
1.70000% 02/14/2025 FDIC INSURED	CASH						
CPN PMT MONTHLY							
Next Interest Payable: 05/14/20							
CALLED ON 05/14/2020 @ 100.0							
Estimated Yield 0.62%							
Accrued Interest \$193.99							
Average Unit Cost \$1.00							
Adjusted Cost Basis						\$245,000.00	D \$129.85
BANK IDAHO IDAHO FALLS IDAHO CD 1.70000%	062723AA9	245,000	\$1.0007	\$245,171.50	\$1,593.11	\$245,000.00	
02/19/2025 FDIC INSURED	CASH						
CPN PMT MONTHLY							
Next Interest Payable: 05/19/20							
CALLED ON 05/19/2020 @ 100.0							
CALLABLE ON 05/19/2020 @ 100.0000							
Estimated Yield 0.65%							
Accrued Interest \$136.93							
Average Unit Cost \$1.00							
Adjusted Cost Basis						\$245,000.00	D \$171.50
CONGRESSIONAL BK POTOMAC MD CD 1.75000%	20726ABK3	245,000	\$1.00458	\$246,122.10	\$4,287.50	\$245,000.00	
02/28/2025 FDIC INSURED	CASH						
CPN PMT MONTHLY							
Next Interest Payable: 05/28/20							
CALLABLE ON 08/28/2020 @ 100.0000							
Estimated Yield 1.74%							
Accrued Interest \$35.24							
Average Unit Cost \$1.00							

Fifth Third Securities, Inc.

Account carried with National Financial Services LLC, Member
 NYSE, SIPC

MN_CEBJLFPBBJMSVS_BBBBB 20200430

Statement for the Period April 1, 2020 to April 30, 2020

MEDINA CITY SCHOOLS - Corporation
 Account Number: [REDACTED]



HOLDINGS > FIXED INCOME *continued*

Description	Symbol/Cusip Account Type	Quantity	Estimated Price on 04/30/20	Estimated Current Market Value	Estimated Annual Income	Original/Adjusted Cost Basis	Unrealized Gain (Loss)
CONGRESSIONAL BK POTOMAC MD CD 1.75000% 20726ABK3 <i>continued</i>							
Adjusted Cost Basis						\$245,000.00	D \$1,122.10
CRESCOM BK MYRTLE BEACH S C CD 1.75000%	225862EV9	245,000	\$1.00108	\$245,264.60	\$4,287.50	\$245,000.00	
02/28/2025 FDIC INSURED CPN PMT MONTHLY Next Interest Payable: 05/28/20 CALLABLE ON 05/28/2020 @ 100.0000 Estimated Yield 1.74% Accrued Interest \$35.24 Average Unit Cost \$1.00 Adjusted Cost Basis							
Total CDs						\$245,000.00	D \$264.60
		6,069,000		\$6,204,451.30	\$124,618.08	\$6,067,858.30	\$136,593.00
Municipal Bonds							
WASHINGTON OHIO LOC SCH DIST LUCAS CNTY	939483FL2	740,000	\$106.186	\$785,776.40	\$37,000.00	\$776,186.00	
05.00000% 12/01/2021 FACS CONSTR IMPT GO UNLTD TAX BDS SER. 2020 A OH SCH DST CR ENH PG UNLIMITED GEN OBLIG MOODY'S Aa2 CPN PMT SEMI-ANNUAL ON DEC 01, JUN 01 1ST CPN DTE 12/01/2020 Next Interest Payable: 12/01/20 Accrued Interest \$3186.11 Average Unit Cost \$104.64 Adjusted Cost Basis							
						\$774,339.96	D \$11,436.44
WASHINGTON OHIO LOC SCH DIST LUCAS CNTY	939483FM0	775,000	\$109.53	\$848,857.50	\$38,750.00	\$835,054.75	
05.00000% 12/01/2022 FACS CONSTR IMPT GO UNLTD TAX BDS SER. 2020 A OH SCH DST CR ENH PG UNLIMITED GEN OBLIG MOODY'S Aa2 CPN PMT SEMI-ANNUAL ON DEC 01, JUN 01 1ST CPN DTE 12/01/2020 Next Interest Payable: 12/01/20 Accrued Interest \$3336.81 Average Unit Cost \$107.50							

Fifth Third Securities, Inc.

Account carried with National Financial Services LLC, Member
 NYSE, SIPC

Statement for the Period April 1, 2020 to April 30, 2020

MEDINA CITY SCHOOLS - Corporation

Account Number: [REDACTED]



HOLDINGS > FIXED INCOME *continued*

Description	Symbol/Cusip Account Type	Quantity	Estimated Price on 04/30/20	Estimated Current Market Value	Estimated Annual Income	Original/Adjusted Cost Basis	Unrealized Gain (Loss)
WASHINGTON OHIO LOC SCH DIST LUCAS CNTY	939483FMO	continued					
Adjusted Cost Basis						\$833,158.33 D	\$15,699.17
Total Municipal Bonds		1,515,000		\$1,634,633.90	\$75,750.00	\$1,607,498.29	\$27,135.61
U.S. Treasury / Agency Securities							
FEDERAL FARM CR BKS BOND 1.89000%	3133ELBF0	650,000	\$100.802	\$655,213.00	\$12,285.00	\$650,000.00	
11/27/2024	CASH						
MOODY'S Aaa /S&P AA+							
CPN PMT SEMI-ANNUAL							
ON MAY 27, NOV 27							
1ST CPN DTE 05/27/2020							
Next Interest Payable: 05/27/20							
CONTINUOUSLY CALLABLE FROM 11/27/2020							
CALLABLE ON 11/27/2020 @ 100.0000							
Accrued Interest \$5221.13							
Average Unit Cost \$100.00							
Adjusted Cost Basis						\$650,000.00 D	\$5,213.00
FEDERAL HOME LN MTG CORP MTN 1.85000%	3134GUV49	900,000	\$100.262	\$902,358.00	\$16,650.00	\$900,000.00	
01/15/2025	CASH						
MOODY'S Aaa							
CPN PMT SEMI-ANNUAL							
ON JUL 15, JAN 15							
1ST CPN DTE 07/15/2020							
Next Interest Payable: 07/15/20							
CALLABLE ON 07/15/2020 @ 100.0000							
Accrued Interest \$4856.25							
Average Unit Cost \$100.00							
Adjusted Cost Basis						\$900,000.00 D	\$2,358.00
Total U.S. Treasury / Agency Securities		1,550,000		\$1,557,571.00	\$28,935.00	\$1,550,000.00	\$7,571.00
Total Fixed Income		9,134,000		\$9,396,656.20	\$229,303.08	\$9,225,356.59	\$171,299.61
Total Securities				\$9,396,656.20	\$229,303.08	\$9,225,356.59	\$171,299.61
TOTAL PORTFOLIO VALUE				\$10,317,944.88	\$229,303.08	\$9,225,356.59	\$171,299.61

Fifth Third Securities, Inc.

Account carried with National Financial Services LLC, Member
NYSE, SIPC

MN_CEBJLFPBBJMSVS_BBBBB 20200430

Statement for the Period April 1, 2020 to April 30, 2020

MEDINA CITY SCHOOLS - Corporation
 Account Number: [REDACTED]



Activity

NFS-provided cost basis, realized gain (loss) and holding period information may not reflect all adjustments necessary for tax purposes. Please refer to Footnotes and Cost Basis Information at the end of this statement for more information.

PURCHASES, SALES, AND REDEMPTIONS

Settlement Date	Account Type	Transaction	Description	Quantity	Amount	Total Cost Basis	Realized Gain (Loss)
Securities Purchased							
04/03/20	CASH	YOU BOUGHT	FIRST SOURCE BK SOUTH BEND IND CD 1.35000% 08/03/2023 FACT SHEET TO FOLLOW SOLICITED ORDER @ 100	217,000	(\$217,000.00)	\$217,000.00	
04/15/20	CASH	YOU BOUGHT	EVERGREEN BK GROUP ILL CD 1.05000% 04/17/2023 FACT SHEET TO FOLLOW SOLICITED ORDER @ 100	230,000	(\$230,000.00)	\$230,000.00	
Total Securities Purchased					(\$447,000.00)		
Redemptions							
04/17/20	CASH	REDEEMED	FEDERAL FARM CR BKS BOND 1.94000% 04/17/2023 FULL CALL PAYOUT #REOR R0062480790000 Adjusted Cost Basis	(700,000)	\$700,000.00	\$700,000.00	
Total Redemptions					\$700,000.00		

ACTIVITY > CORE FUND ACTIVITY

For more information about the operation of your core account, please refer to your Customer Agreement.

Settlement Date	Account Type	Transaction	Description	Quantity	Amount
04/01/20	CASH	YOU BOUGHT	FEDERATED TREASURY OBLIGATIONS IS @ 1	693.67	(\$693.67)
04/03/20	CASH	YOU SOLD	FEDERATED TREASURY OBLIGATIONS IS @ 1	(217,000)	\$217,000.00

Fifth Third Securities, Inc.

Account carried with National Financial Services LLC, Member NYSE, SIPC

MN_CEBJLFPBBJMSVS_BBBBB 20200430

Statement for the Period April 1, 2020 to April 30, 2020

MEDINA CITY SCHOOLS - Corporation
 Account Number: [REDACTED]



ACTIVITY > CORE FUND ACTIVITY *continued*

Settlement Date	Account Type	Transaction	Description	Quantity	Amount
04/13/20	CASH	YOU BOUGHT	FEDERATED TREASURY OBLIGATIONS IS @ 1	1,009.2	(\$1,009.20)
04/14/20	CASH	YOU BOUGHT	FEDERATED TREASURY OBLIGATIONS IS @ 1	353.74	(\$353.74)
04/15/20	CASH	YOU SOLD	FEDERATED TREASURY OBLIGATIONS IS @ 1	(229,441.15)	\$229,441.15
04/16/20	CASH	YOU BOUGHT	FEDERATED TREASURY OBLIGATIONS IS @ 1	915.56	(\$915.56)
04/17/20	CASH	YOU BOUGHT	FEDERATED TREASURY OBLIGATIONS IS @ 1	706,790	(\$706,790.00)
04/20/20	CASH	YOU BOUGHT	FEDERATED TREASURY OBLIGATIONS IS @ 1	3,648.15	(\$3,648.15)
04/21/20	CASH	YOU BOUGHT	FEDERATED TREASURY OBLIGATIONS IS @ 1	925.97	(\$925.97)
04/24/20	CASH	YOU BOUGHT	FEDERATED TREASURY OBLIGATIONS IS @ 1	593.03	(\$593.03)
04/28/20	CASH	YOU BOUGHT	FEDERATED TREASURY OBLIGATIONS IS @ 1	1,186.91	(\$1,186.91)
04/30/20	CASH	YOU SOLD	FEDERATED TREASURY OBLIGATIONS IS @ 1	(17,069.76)	\$17,069.76
TOTAL CORE FUND ACTIVITY					(\$252,605.32)

Fifth Third Securities, Inc.

MN_CEBJLFPBBJMSVS_BBBBB 20200430

Account carried with National Financial Services LLC, Member NYSE, SIPC

Statement for the Period April 1, 2020 to April 30, 2020

MEDINA CITY SCHOOLS - Corporation
 Account Number: [REDACTED]



ACTIVITY > ADDITIONS AND WITHDRAWALS > OTHER ADDITIONS AND WITHDRAWALS

Date	Account Type	Transaction	Description	Quantity	Amount
Other Additions and Withdrawals					
04/30/20	CASH	WIRE TRANS TO BANK	WD60656891 THE HUNTINGTON NATIONAL BANK [REDACTED]		(\$17,954.11)
Total Other Additions and Withdrawals					(\$17,954.11)
TOTAL ADDITIONS AND WITHDRAWALS					(\$17,954.11)

ACTIVITY > INCOME > TAXABLE INCOME

Settlement Date	Account Type	Transaction	Description	Quantity	Amount
Taxable Dividends					
03/31/20	CASH	DIVIDEND RECEIVED	FEDERATED TREASURY OBLIGATIONS IS DIVIDEND RECEIVED		\$693.67
Total Taxable Dividends					\$693.67
Taxable Interest					
04/12/20	CASH	INTEREST	FIRSTTRUST SVGS BK PA CD 2.55000% 09/13/2021		\$530.61
04/13/20	CASH	INTEREST	PRIME ALLIANCE BK UTAH CD 2.30000% 03/15/2021		\$478.59
04/14/20	CASH	INTEREST	BRIDGEWATER BK BLOOMINGTON MN CD 1.70000% 02/14/2025		\$353.74
04/15/20	CASH	INTEREST	CFBANK FAIRLAWN OHIO CD 2.80000% 03/15/2024		\$558.85
04/16/20	CASH	INTEREST	GRANT CNTY BK ULYSSES KANS CD 1.95000% 10/16/2024		\$405.76
04/16/20	CASH	INTEREST	MEDALLION BK UTAH CD 2.45000% 02/16/2022		\$509.80
04/17/20	CASH	INTEREST	FEDERAL FARM CR BKS BOND 1.94000% 04/17/2023		\$6,790.00

Fifth Third Securities, Inc.

MN_CEBJLFPBBJMSVS_BBBBB 20200430

Account carried with National Financial Services LLC, Member
 NYSE, SIPC

Statement for the Period April 1, 2020 to April 30, 2020

MEDINA CITY SCHOOLS - Corporation
 Account Number: [REDACTED]



ACTIVITY > INCOME > TAXABLE INCOME *continued*

Settlement Date	Account Type	Transaction	Description	Quantity	Amount
04/19/20	CASH	INTEREST	BANK IDAHO IDAHO FALLS IDAHO CD 1.70000% 02/19/2025		\$353.74
04/19/20	CASH	INTEREST	CAPITAL ONE BK USA NATL ASSN CD 2.25000% 04/19/2021		\$2,763.80
04/19/20	CASH	INTEREST	NORTHPOINTE BK GRAND RAPIDS MI CD 2.55000% 07/19/2021		\$530.61
04/21/20	CASH	INTEREST	KS STATEBANK MANHATTAN KS CD 2.50000% 06/21/2021		\$520.21
04/21/20	CASH	INTEREST	POPPY BK SANTA ROSA CALIF CD 1.95000% 08/21/2024		\$405.76
04/24/20	CASH	INTEREST	CELTIC BK SALT LAKE CITY UTAH CD 2.85000% 08/24/2021		\$593.03
04/28/20	CASH	INTEREST	CONGRESSIONAL BK POTOMAC MD CD 1.75000% 02/28/2025		\$364.14
04/28/20	CASH	INTEREST	CRESCOM BK MYRTLE BEACH S C CD 1.75000% 02/28/2025		\$364.14
04/28/20	CASH	INTEREST	STATE BK REESEVILLE WIS CD 2.25000% 06/28/2024		\$458.63
04/30/20	CASH	INTEREST	FIRST & FMRS BK PORTLAND ND CD 2.40000% 05/30/2024		\$499.40
04/30/20	CASH	INTEREST	WELLS FARGO NATL BK WEST LAS V CD 1.85000% 12/30/2022		\$384.95
Total Taxable Interest					\$16,865.76
Total Taxable Income					\$17,559.43
TOTAL INCOME					\$17,559.43

Fifth Third Securities, Inc.

MN_CEBJLFPBBJMSVS_BBBB 20200430

Account carried with National Financial Services LLC, Member
 NYSE, SIPC

Brokerage Account Statement

April 1, 2020 - April 30, 2020
 Account Number [REDACTED]

MEDINA CITY SCHOOLS
 739 WEYMOUTH RD
 MEDINA OH 44256-2037

Portfolio at a Glance

	This Period
BEGINNING ACCOUNT VALUE	\$16,349,412.09
Deposits (Cash & Securities)	1,487,000.00
Withdrawals (Cash & Securities)	-1,761,028.98
Dividends, Interest and Other Income	27,193.39
Net Change in Portfolio¹	137,518.20
ENDING ACCOUNT VALUE	\$16,240,094.70
Estimated Annual Income	\$321,936.00

¹ Net Change in Portfolio is the difference between the ending account value and beginning account value after activity.

Your Account Executive:
 ANDREW CARDINALI

Asset Summary

Percent	Asset Type	Last Period	This Period
1%	Cash, Money Funds, and Bank Deposits	8,701.86	9,866.27
99%	Fixed Income	16,340,710.23	16,230,228.43
100%	Account Total	\$16,349,412.09	\$16,240,094.70

Please review your allocation periodically with your Account Executive.

Client Service Information

Your Account Executive: ATT
 ANDREW CARDINALI

Contact Information
E-Mail Address:
 customerservice@mbssecurities.com

Client Service Information
Service Hours: Weekdays 09:00 a.m. - 05:00 p.m. (EST)
Client Service Telephone Number: (800) 967-9045
Web Site: WWW.MBSSECURITIES.COM

Your Account Information

INVESTMENT OBJECTIVE

Investment Objective: NONE SPECIFIED

Please discuss your investment objective with your Account Executive.

TAX LOT DEFAULT DISPOSITION METHOD

Default Method for Mutual Funds: First In First Out

Default Method for Stocks in a Dividend Reinvestment Plan: First In First Out

Default Method for all Other Securities: First In First Out

BOND AMORTIZATION ELECTIONS

Amortize premium on taxable bonds based on Constant Yield Method: Yes

Accrual market discount method for all other bond types: Constant Yield Method

Include market discount in income annually: No

ELECTRONIC DELIVERY

Your electronic delivery selections for account communications are listed below:

Electronic Delivery

- | Enrollment | Communication |
|-------------------------------------|----------------------------------|
| <input checked="" type="checkbox"/> | Statements and Reports |
| <input checked="" type="checkbox"/> | Trade Confirmations |
| <input checked="" type="checkbox"/> | Tax Documents |
| <input checked="" type="checkbox"/> | Notifications |
| <input checked="" type="checkbox"/> | Prospectus |
| <input checked="" type="checkbox"/> | Proxy/Shareholder Communications |

You have not enrolled any of the above documents for electronic delivery. Please log in to your account or contact your Account Executive to make any changes to your electronic delivery preferences.

Income and Expense Summary

	Current Period		Year-to-Date	
	Taxable	Non Taxable	Taxable	Non Taxable
Interest Income				
Other Interest	27,193.39	0.00	119,800.11	0.00
Total Income	\$27,193.39	\$0.00	\$119,800.11	\$0.00

Accrued Interest Summary

	Current Period		Year-to-Date	
	Taxable	Non Taxable	Taxable	Non Taxable
Accrued Interest Paid				
Certificates of Deposit	0.00	0.00	-32.07	0.00
Total Accrued Interest Paid	\$0.00	\$0.00	-\$32.07	\$0.00



April 1, 2020 - April 30, 2020
MEDINA CITY SCHOOLS

Portfolio Holdings

Description	Quantity	Opening Balance	Closing Balance	Accrued Income	30-Day Yield
CASH, MONEY FUNDS AND BANK DEPOSITS 1.00% of Portfolio					
Cash Balance		8,701.86	9,866.27		
TOTAL CASH, MONEY FUNDS AND BANK DEPOSITS		\$8,701.86	\$9,866.27	\$0.00	

Description	Quantity	Market Price	Market Value	Accrued Interest	Estimated Annual Income	Estimated Yield
FIXED INCOME 99.00% of Portfolio (In Maturity Date Sequence)						
Certificates of Deposit						
1/4 ISRAEL DISC BK NEW YORK NY CTF DEP 2.700% 05/04/20 B/E DTD 05/04/18 ACT/365 1ST CPN DTE 11/04/18 Security Identifier: 465076KG1	246,000.000	100.0260	246,063.96	3,239.11	6,642.00	2.69%
MERCANTILE BK MICH GRAND RAPIDS CTF DEP 2.750% 06/01/20 DTD 06/01/18 ACT/365 1ST CPN DTE 12/01/18 Security Identifier: 58740XZM5	246,000.000	100.2130	246,523.98	2,798.67	6,765.00	2.74%
ALLEGIANCE BK HOUSTON TEX CTF DEP 2.800% 06/15/20 DTD 06/13/18 ACT/365 1ST CPN DTE 12/13/18 Security Identifier: 01748DBC9	246,000.000	100.3130	246,769.98	2,623.10	6,888.00	2.79%
ENTERPRISE BK & TR CLAYTON MO CTF DEP 2.800% 06/22/20 DTD 06/22/18 ACT/365 1ST CPN DTE 07/22/18 Security Identifier: 29367SHX5	248,000.000	100.3540	248,877.92	152.20	6,944.00	2.79%
FIRST FINL BK CINCINNATI OH CTF DEP 2.900% 06/26/20 DTD 12/26/18 ACT/365 Security Identifier: 32021SFP6	246,000.000	100.4030	246,991.38	2,462.70	7,134.00	2.88%
FIRST REP BK SAN FRANCISCO CALIF NEW CTF DEP 2.750% 07/27/20 DTD 07/27/18 ACT/365 Security Identifier: 33616CAZ3	246,000.000	100.5860	247,441.56	1,742.22	6,765.00	2.73%
MORGAN STANLEY BK N A SALT LAKE CITY UTAH CTF DEP 2.750% 08/03/20 DTD 08/02/18 ACT/365 Security Identifier: 61747M4K4	248,000.000	100.6320	249,567.36	1,644.27	6,820.00	2.73%
BANK AMER NA CHARLOTTE NC CTF DEP 2.750% 08/17/20 DTD 08/15/18 ACT/365 1ST CPN DTE 02/15/19 Security Identifier: 06051VB70	246,000.000	100.7250	247,783.50	1,390.07	6,765.00	2.73%
ORIENTAL BK BROKERED INSTL CTF DEP 2.800% 09/14/20 DTD 09/12/18 ACT/365 1ST CPN DTE 03/12/19 Security Identifier: 68621KCC3	246,000.000	100.9310	248,290.26	924.69	6,888.00	2.77%



Portfolio Holdings (continued)

Description	Quantity	Market Price	Market Value	Accrued Interest	Estimated Annual Income	Estimated Yield
FIXED INCOME (continued)						
Certificates of Deposit (continued)						
CONNECTONE BK ENGLEWOOD CLIFFS N J CTF DEP 2.800% 09/18/20 DTD 09/19/18 ACT/365 Security Identifier: 20786ACJ2	248,000.000	100.9450	250,343.60	209.27	6,944.00	2.77%
BARCLAYS BK DEL RETAIL CTF DEP 3A2 INSTL CTF DEP 1.950% 09/21/20 DTD 09/20/17 ACT/365 Security Identifier: 06740KKUO	247,000.000	100.6390	248,578.33	541.03	4,816.50	1.93%
MAIN STR BK BINGHAM FARMS MI CTF DEP 2.900% 10/05/20 DTD 10/04/18 ACT/365 1ST CPN DTE 11/04/18 Security Identifier: 56035BBN5	248,000.000	101.0970	250,720.56	512.31	7,192.00	2.86%
WEX BK MIDVALE UTAH CTF DEP 2.000% 10/19/20 DTD 10/18/17 ACT/365 1ST CPN DTE 04/18/18 Security Identifier: 92937CGB8	247,000.000	100.7870	248,943.89	162.41	4,940.00	1.98%
GOLDMAN SACHS BK USA NEW YORK CTF DEP 2.050% 11/23/20 DTD 11/22/17 ACT/365 1ST CPN DTE 05/22/18 Security Identifier: 38148PTD9	247,000.000	100.9730	249,403.31	2,219.62	5,063.50	2.03%
MERCANTIL BK NATL ASSN CORAL GABLES FLA CTF DEP 2.200% 12/29/20 DTD 12/29/17 ACT/365 Security Identifier: 58733AES4	248,000.000	101.2730	251,157.04	14.95	5,456.00	2.17%
DISCOVER BK GREENWOOD DEL CTF DEP 2.500% 02/01/21 DTD 01/31/18 ACT/365 Security Identifier: 254673LX2	246,000.000	101.6910	250,159.86	1,516.44	6,150.00	2.45%
FIRST NATL BK MCGREGOR TEX CTF DEP 2.650% 02/01/21 DTD 01/31/19 ACT/365 1ST CPN DTE 02/28/19 Security Identifier: 32112UCU3	245,000.000	101.7990	249,407.55	0.00	6,492.50	2.60%
CAPITAL BK N A ROCKVILLE MD CTF DEP 2.600% 03/12/21 DTD 03/13/19 ACT/365 1ST CPN DTE 04/13/19 Security Identifier: 139805AQ8	248,000.000	101.9160	252,751.68	300.32	6,448.00	2.55%
CITIBANK NATL ASSN SIOUX FALLS S D CTF DEP 2.700% 03/29/21 DTD 03/29/18 ACT/365 Security Identifier: 17312QH77	246,000.000	102.1000	251,166.00	582.31	6,642.00	2.64%
SYNCHRONY BK RETAIL CTF DEP FIDELITY INSTL CTF DEP 2.700% 04/13/21 DTD 04/13/18 ACT/365 Security Identifier: 87165FUN2	246,000.000	102.1500	251,289.00	309.35	6,642.00	2.64%
TOWNEBANK PORTSMOUTH VA CTF DEP 2.800% 04/30/21 DTD 04/30/18 ACT/365 1ST CPN DTE 10/30/18 Security Identifier: 89214PBL2	246,000.000	102.3100	251,682.60	0.00	6,888.00	2.73%
FEDERAL SVGS BK CHICAGO IL CTF DEP 2.500% 05/28/21 DTD 05/30/19 ACT/365 1ST CPN DTE 06/30/19 Security Identifier: 313812DA4	248,000.000	102.1380	253,302.24	0.00	6,200.00	2.44%



April 1, 2020 - April 30, 2020
MEDINA CITY SCHOOLS

Portfolio Holdings (continued)

Description	Quantity	Market Price	Market Value	Accrued Interest	Estimated Annual Income	Estimated Yield
FIXED INCOME (continued)						
Certificates of Deposit (continued)						
CTBC BK CORP USA LOS ANGELES CALIF CTF DEP 3.000% 06/15/21 DTD 06/15/18 ACT/365 Security Identifier: 1265IHAB5	246,000.000	102.7790	252,836.34	2,770.03	7,380.00	2.91%
HERITAGE BK HOPKINSVILLE KY CTF DEP 3.000% 06/21/21 DTD 06/19/18 ACT/365 Security Identifier: 42724JEG6	248,000.000	102.8130	254,976.24	224.22	7,440.00	2.91%
CHIPPEWA VY BK WINTER WIS CTF DEP 3.000% 07/06/21 DTD 07/06/18 ACT/365 1ST CPN DTE 08/06/18 Security Identifier: 169894AP7	248,000.000	102.9050	255,204.40	489.21	7,440.00	2.91%
BMW BK NORTH AMER SALT LAKE CITY UTAH CTF DEP 3.000% 07/13/21 DTD 07/13/18 ACT/365 Security Identifier: 05580ANK6	246,000.000	102.9510	253,259.46	2,183.67	7,380.00	2.91%
MORGAN STANLEY PRIVATE BK NATL ASSN PUR N Y CTF DEP 2.100% 08/09/21 DTD 08/08/19 ACT/365 Security Identifier: 61760AS83	248,000.000	101.9680	252,880.64	1,170.02	5,208.00	2.05%
MAIN STR BK CORP WHEELING WV CTF DEP 2.950% 02/01/22 DTD 02/01/19 ACT/365 1ST CPN DTE 05/01/19 Security Identifier: 56034WASO	248,000.000	104.0020	257,924.96	1,783.90	7,316.00	2.83%
UBS BK USA SALT LAKE CITY UT CTF DEP 1.000% 03/11/22 B/E DTD 03/11/20 ACT/365 1ST CPN DTE 04/11/20 Security Identifier: 90348JSW1	248,000.000	100.6060	249,502.88	129.10	2,480.00	0.99%
DELTA NATL BK & TR CO NEW YORK NY CTF DEP 1.100% 08/03/22 B/E DTD 03/30/20 ACT/365 Security Identifier: 24773RBM6	91,000.000	100.8410	91,765.31	85.02	1,001.00	1.09%
CAPITAL ONE NATL ASSN MCLEAN VA CTF DEP 2.050% 08/15/22 DTD 08/14/19 ACT/365 Security Identifier: 14042RMX6	248,000.000	103.0030	255,447.44	1,058.59	5,084.00	1.99%
LAKELAND BK NFLD N J CTF DEP 1.100% 09/30/22 B/E DTD 03/30/20 ACT/365 1ST CPN DTE 09/30/20 Security Identifier: 51164OAX2	248,000.000	100.8590	250,130.32	231.69	2,728.00	1.09%
SYNOVUS BK COLUMBUS GA CTF DEP 1.400% 10/17/22 B/E DTD 04/17/20 ACT/365 1ST CPN DTE 10/17/20 Security Identifier: 87164DRV4	248,000.000	101.5980	251,963.04	123.66	3,472.00	1.37%



Portfolio Holdings (continued)

Description	Quantity	Market Price	Market Value	Accrued Interest	Estimated Annual Income	Estimated Yield
FIXED INCOME (continued)						
Certificates of Deposit (continued)						
SALLIE MAE BK SALT LAKE CITY UT CTF DEP 2.650% 01/31/23 DTD 01/31/18 ACT/365 1ST CPN DTE 07/31/18 Security Identifier: 795450J71	246,000.000	105.1000	258,546.00	1,607.42	6,519.00	2.52%
ENVISION BK RANDOLPH MASS CTF DEP 1.650% 02/14/23 DTD 02/14/20 ACT/365 CALLABLE 05/14/20 Security Identifier: 29415LBQ3	248,000.000	100.1600	248,396.80	852.03	4,092.00	1.64%
EAGLEBANK BETHESDA MD CTF DEP 1.650% 03/06/23 DTD 03/06/20 ACT/365 1ST CPN DTE 04/06/20 Security Identifier: 27002YEV4	248,000.000	102.4370	254,043.76	269.06	4,092.00	1.61%
LIVE OAK BKG CO WILMINGTON N C CTF DEP 1.550% 03/06/23 DTD 03/06/20 ACT/365 Security Identifier: 538036JZ8	100,000.000	102.1560	102,156.00	123.15	1,550.00	1.51%
FLORIDA CAP BK NATL ASSN JACKSONVILLE FLA CTF DEP 1.150% 03/27/23 B/E DTD 03/26/20 ACT/365 Security Identifier: 340569GV8	248,000.000	101.0330	250,561.84	23.44	2,852.00	1.13%
MUTUALONE BK FRAMINGHAM MA CTF DEP 1.050% 03/27/23 B/E DTD 03/27/20 ACT/365 Security Identifier: 62847HAZ2	246,000.000	100.1100	246,270.60	21.23	2,583.00	1.04%
AMERICAN EXPRESS NATL BK BROKERED INTL CTF DEP PROGRAM INSTL CTF DEP 1.450% 03/31/23 B/E DTD 03/31/20 Security Identifier: 02589AB50	248,000.000	101.8990	252,709.52	295.56	3,596.00	1.42%
BANK LEUMI USA NEW YORK N Y CTF DEP 1.450% 03/31/23 B/E DTD 03/31/20 ACT/365 1ST CPN DTE 09/30/20 Security Identifier: 063248KR8	248,000.000	101.8990	252,709.52	295.56	3,596.00	1.42%
NORTHSTAR BK BAD AXE MICH CTF DEP 1.150% 03/31/23 B/E DTD 03/31/20 ACT/365 1ST CPN DTE 04/30/20 Security Identifier: 66704MEQ0	248,000.000	101.0340	250,564.32	0.00	2,852.00	1.13%
FIRST NATL BK OF MICH KALAMAZOO CTF DEP 1.250% 04/10/23 B/E DTD 04/09/20 ACT/365 Security Identifier: 32114VBZ9	247,000.000	100.7000	248,729.00	177.64	3,087.50	1.24%
FIRST FINL NORTHWEST BK RENTON WASH CTF DEP 1.350% 04/17/23 B/E DTD 04/15/20 ACT/365 Security Identifier: 32022MBV9	248,000.000	100.2110	248,523.28	137.59	3,348.00	1.34%
GREAT SOUTHN BK REEDS SPRINGS MO CTF DEP 1.700% 08/21/23 DTD 02/21/20 ACT/365 Security Identifier: 39120VSS4	248,000.000	100.4260	249,056.48	103.96	4,216.00	1.69%
LIVE OAK BKG CO WILMINGTON N C CTF DEP 1.600% 09/06/23 DTD 03/06/20 ACT/365 Security Identifier: 538036KB9	147,000.000	102.6440	150,886.68	186.87	2,352.00	1.55%



April 1, 2020 - April 30, 2020
MEDINA CITY SCHOOLS

Portfolio Holdings (continued)

Description	Quantity	Market Price	Market Value	Accrued Interest	Estimated Annual Income	Estimated Yield
FIXED INCOME (continued)						
Certificates of Deposit (continued)						
NICOLET NATL BK GREENBAY WIS CTF DEP ACT/365 1.100% 09/27/23 B/E DTD 03/27/20 ACT/365 Security Identifier: 654062JG4	248,000.000	100.5410	249,341.68	22.42	2,728.00	1.09%
BANKWEST INC PIERRE S D CTF DEP 1.250% 10/24/23 B/E DTD 04/24/20 ACT/365 1ST CPN DTE 05/15/20 Security Identifier: 06652CHH7	248,000.000	101.5450	251,831.60	50.96	3,100.00	1.23%
DELTA NATL BK & TR CO NEW YORK NY CTF DEP 1.200% 03/04/24 B/E DTD 03/31/20 ACT/365 Security Identifier: 24773RBN4	141,000.000	101.5170	143,138.97	139.07	1,692.00	1.18%
PREFERRED BK LOS ANGELES CALIF CTF DEP 1.100% 03/27/24 DTD 03/27/20 ACT/365 Security Identifier: 740367KG1	227,000.000	101.1540	229,619.58	20.52	2,497.00	1.08%
PACIFIC WESTN BK BEVERLY HILLS CALIF CTF DEP 1.300% 04/16/24 B/E DTD 04/16/20 ACT/365 Security Identifier: 69506YRH4	248,000.000	101.9500	252,836.00	123.66	3,224.00	1.27%
CENTERSTATE BK FLA NA WINTERHAVEN FL CTF DEP 1.050% 04/30/24 B/E DTD 04/30/20 ACT/365 Security Identifier: 15201QDH7	248,000.000	100.9840	250,440.32	0.00	2,604.00	1.03%
STATE BK INDIA CHICAGO ILL CTF DEP 2.650% 07/12/24 DTD 07/12/19 ACT/365 CALLABLE 07/12/20 Security Identifier: 856283J64	246,000.000	100.4410	247,084.86	1,946.77	6,519.00	2.63%
BMO HARRIS BK NATL ASSN CHICAGO ILL CTF DEP 2.000% 08/14/24 DTD 08/14/19 ACT/365 Security Identifier: 05581WZ24	245,000.000	100.4590	246,124.55	1,020.27	4,900.00	1.99%
COMMERCE BK GENEVA MINN CTF DEP 1.900% 09/03/24 DTD 09/03/19 ACT/365 CALLABLE 09/03/20 Security Identifier: 20056QSBO	248,000.000	100.5210	249,292.08	348.56	4,712.00	1.89%
FIRST NATL BK SYRACUSE JOHNSON KANS CTF DEP 1.950% 09/18/24 DTD 09/18/19 ACT/365 Security Identifier: 334342CF7	248,000.000	100.0880	248,218.24	158.99	4,836.00	1.94%
Price Estimated as of: 04/20/20 PARKSIDE FINL BK & TR CLAYTON MO CTF DEP 1.250% 09/27/24 B/E DTD 03/27/20 ACT/365 Security Identifier: 70147ADN1	248,000.000	100.1370	248,339.76	25.48	3,100.00	1.24%



Portfolio Holdings (continued)

Description	Quantity	Market Price	Market Value	Accrued Interest	Estimated Annual Income	Estimated Yield
FIXED INCOME (continued)						
Certificates of Deposit (continued)						
ANCHOR D BK TEXHOMA OKLA CTF DEP 1.950% 09/30/24 DTD 09/30/19 ACT/365 CALLABLE 04/30/20 Security Identifier: 033034AJ8	248,000.000	100.1290	248,319.92	0.00	4,836.00	1.94%
HSBC BK USA NATL ASSOCATION INSTL CTF DEP PROGRAM 2.125% 11/04/24 DTD 11/04/19 ACT/365 Security Identifier: 44329MBF9	248,000.000	100.8860	250,197.28	2,570.03	5,270.00	2.10%
TEXAS EXCHANGE BK SSB CROWLEY CTF DEP 2.000% 12/06/24 DTD 11/22/19 ACT/365 CALLABLE 05/22/20 Security Identifier: 88241TFS4	248,000.000	100.0980	248,243.04	108.71	4,960.00	1.99%
FIRST NATL BK AMER EAST LANSING MICH CTF DEP 1.900% 12/13/24 DTD 12/13/19 ACT/365 Security Identifier: 32110YNL5	248,000.000	100.9930	250,462.64	219.46	4,712.00	1.88%
TEXAS SEC BK DALLAS TEX CTF DEP 1.950% 12/20/24 DTD 12/20/19 ACT/365 CALLABLE 06/20/20 Security Identifier: 88269AAU2	248,000.000	100.2170	248,538.16	132.49	4,836.00	1.94%
COMMERCIAL BK WEST LIBERTY KY CTF DEP 1.100% 03/17/25 B/E DTD 03/17/20 ACT/365 CALLABLE 06/17/20 Security Identifier: 201525AC6	248,000.000	100.0990	248,245.52	97.16	2,728.00	1.09%
DRAKE BK ST PAUL MINN CTF DEP 1.100% 03/20/25 DTD 03/20/20 ACT/365 CALLABLE 09/20/20 Security Identifier: 26144KAHO	248,000.000	100.3000	248,744.00	74.74	2,728.00	1.09%
FIRST CAP BK LAURINBURG N C CTF DEP 1.150% 03/20/25 B/E DTD 03/20/20 ACT/365 Security Identifier: 31944ABNO	248,000.000	100.1120	248,277.76	78.14	2,852.00	1.14%
BRADFORD NATL BK GREENVILLE ILL CTF DEP 1.150% 03/27/25 B/E DTD 03/27/20 ACT/365 Security Identifier: 104270AM5	248,000.000	100.1280	248,317.44	23.44	2,852.00	1.14%
BRIDGEWATER BK BLOOMINGTON MINN CTF DEP 1.250% 03/27/25 B/E DTD 03/27/20 ACT/365 Security Identifier: 108622JM4	248,000.000	100.1430	248,354.64	25.48	3,100.00	1.24%
Total Certificates of Deposit	16,040,000.000		\$16,230,228.43	\$44,874.01	\$321,936.00	
TOTAL FIXED INCOME	16,040,000.000		\$16,230,228.43	\$44,874.01	\$321,936.00	
Total Portfolio Holdings			Market Value \$16,240,094.70	Accrued Interest \$44,874.01	Estimated Annual Income \$321,936.00	

¹ This bond is maturing.



April 1, 2020 - April 30, 2020
MEDINA CITY SCHOOLS

Portfolio Holdings Disclosures

Pricing

This section includes the net market value of the securities in your account on a settlement date basis, including short positions, at the close of the statement period. The market prices, unless otherwise noted, have been obtained from independent vendor services, which we believe to be reliable. Market prices do not constitute a bid or an offer, and may differ from the actual sale price. Securities for which a price is not available are marked "N/A" and are omitted from the Total.

THE AS OF PRICE DATE ONLY APPEARS WHEN THE PRICE DATE DOES NOT EQUAL THE STATEMENT DATE.

Estimated Annual Figures

The estimated annual income (EAI) and estimated annual yield (EAY) figures are estimates and for informational purposes only. These figures are not considered to be a forecast or guarantee of future results. These figures are computed using information from providers believed to be reliable; however, no assurance can be made as to the accuracy. Since interest and dividend rates are subject to change at any time, and may be affected by current and future economic, political, and business conditions, they should not be relied on for making investment, trading, or tax decisions. These figures assume that the position quantities, interest and dividend rates, and prices remain constant. A capital gain or return of principal may be included in the figures for certain securities, thereby overstating them. Refer to www.pershing.com/disclosures for specific details as to formulas used to calculate the figures. Accrued interest represents interest earned but not yet received.

Reinvestment

The dollar amount of Mutual Fund distributions, Money Market Fund dividend income, Bank Deposit interest income, or dividends for other securities shown on your statement may have been reinvested. You will not receive confirmation of these reinvestments. Upon written request to your financial institution, information pertaining to these transactions, including the time of execution and the name of the person from whom your security was purchased, may be obtained. In dividend reinvestment transactions, Pershing acts as your agent and receives payment for order flow.

Option Disclosure

Information with respect to commissions and other charges incurred in connection with the execution of option transactions has been included in confirmations previously furnished to you. A summary of this information is available to you promptly upon your written request directed to your introducing firm. In order to assist your introducing firm in maintaining current background and financial information concerning your option accounts, please promptly advise them in writing of any material change in your investment objectives or financial situation. Expiring options which are valuable are exercised automatically pursuant to the exercise by exception procedure of the Options Clearing Corporation. Additional information regarding this procedure is available upon written request to your introducing firm.

Certificates of Deposit

Certificates of Deposit acquired through the Certificate of Deposit Account Registry Service ("CDARS") and held in your brokerage account are subject to Securities Investor Protection Corporation (SIPC) coverage. Please see additional information about SIPC under Important Information and Disclosures on this statement.

Please be advised that the secondary market for CDs is generally illiquid; the actual value of CDs may be different from their purchase price; and a significant loss of principal could result if your CDs are sold prior to maturity. In the event that the CDs listed above do not indicate a market valuation, an accurate market value could not be determined. In the event that a price is listed above for your CDs, Pershing has obtained a price from sources deemed to be reliable or has priced your CDs using a matrix formula. Prices are estimates and the actual value you may obtain for your CD may be different if you elect to sell your CD in the secondary market.

Foreign Currency Transactions

Pershing will execute foreign currency transactions as principal for your account. Pershing may automatically convert foreign currency to or from U.S. dollars for dividends and similar corporate action transactions unless you instruct your financial organization otherwise. Pershing's currency conversion rate will not exceed the highest interbank conversion rate identified from customary banking sources on the conversion date or the prior business day, increased by up to 1%, unless a particular rate is required by applicable law. Your financial

Portfolio Holdings Disclosures (continued)

Foreign Currency Transactions (continued)

organization may also increase the currency conversion rate. This conversion rate may differ from rates in effect on the date you executed a transaction, incurred a charge, or received a credit. Transactions converted by agents (such as depositories) will be billed at the rates such agents use.

Proxy Vote

Securities not fully paid for in your margin account may be lent by Pershing to itself or others in accordance with the terms outlined in the Margin Agreement. The right to vote your shares held on margin may be reduced by the amount of shares on loan. The Proxy Voting Instruction Form sent to you may reflect a smaller number of shares entitled to vote than the number of shares in your margin account.

Activity Summary (All amounts shown are in base currency)

	Credits This Period	Debits This Period	Net This Period	Credits Year-to-Date	Debits Year-to-Date	Net Year-to-Date
Securities						
Securities Bought	0.00	-1,487,000.00	-1,487,000.00	0.00	-6,407,032.07	-6,407,032.07
Total Securities	\$0.00	-\$1,487,000.00	-\$1,487,000.00	\$0.00	-\$6,407,032.07	-\$6,407,032.07
Dividends and Interest	\$27,193.39	\$0.00	\$27,193.39	\$121,322.48	-\$1,522.37	\$119,800.11
Distributions	\$1,735,000.00	\$0.00	\$1,735,000.00	\$5,449,000.00	\$0.00	\$5,449,000.00
Cash						
Withdrawals	0.00	-1,761,028.98	-1,761,028.98	0.00	-5,569,258.39	-5,569,258.39
Deposits	1,487,000.00	0.00	1,487,000.00	6,407,565.70	0.00	6,407,565.70
Total Cash	\$1,487,000.00	-\$1,761,028.98	-\$274,028.98	\$6,407,565.70	-\$5,569,258.39	\$838,307.31
Totals	\$3,249,193.39	-\$3,248,028.98	\$1,164.41	\$11,977,888.18	-\$11,977,812.83	\$75.35

Transactions by Type of Activity

Process/ Settlement Date	Trade/ Transaction Date	Activity Type	Description	Quantity	Price	Accrued Interest	Amount	Currency
Securities Bought and Sold								
04/09/20	04/06/20	PURCHASED 32114VBZ9	FIRST NATL BK OF MICH KALAMAZOO CTF DEP 1.250% 04/10/23 B/E DTD 04/09/20 YLD 1.250 TO MAT	247,000.000	100.0000		-247,000.00	USD
04/15/20	03/26/20	PURCHASED 32022MBV9	FIRST FINL NORTHWEST BK RENTON WASH CTF DEP 1.350% 04/17/23 B/E DTD 04/15/20 YLD 1.350 TO PAR	248,000.000	100.0000		-248,000.00	USD
04/16/20	04/13/20	PURCHASED 69506YRH4	PACIFIC WESTN BK BEVERLY HILLS CALIF CTF DEP 1.300% 04/16/24 B/E DTD 04/16/20 YLD 1.300 TO MAT	248,000.000	100.0000		-248,000.00	USD
04/17/20	03/31/20	PURCHASED 87164DRV4	SYNOVUS BK COLUMBUS GA CTF DEP 1.400% 10/17/22 B/E DTD 04/17/20 YLD 1.400 TO MAT	248,000.000	100.0000		-248,000.00	USD

April 1, 2020 - April 30, 2020
MEDINA CITY SCHOOLS

Transactions by Type of Activity (continued)

Process/ Settlement Date	Trade/ Transaction Date	Activity Type	Description	Quantity	Price	Accrued Interest	Amount	Currency
Securities Bought and Sold (continued)								
04/24/20	04/07/20	PURCHASED 06652CHH7	BANKWEST INC PIERRE S D CTF DEP 1.250% 10/24/23 B/E DTD 04/24/20 YLD 1.250 TO MAT	248,000.000	100.0000		-248,000.00	USD
04/30/20	04/29/20	PURCHASED 15201QDH7	CENTERSTATE BK FLA NA WINTERHAVEN FL CTF DEP 1.050% 04/30/24 B/E DTD 04/30/20 YLD 1.050 TO MAT	248,000.000	100.0000		-248,000.00	USD
Total Securities Bought and Sold						\$0.00	-\$1,487,000.00	USD
Dividends and Interest								
04/01/20		BOND INTEREST RECEIVED 31914KT3	246000 FIRST BK HIGHLAND PK ILL CTF DEP 3.100% 06/29/21 B/E DTD 06/29/18 CLB RD 03/27 PD 03/29/20				1,901.28	USD
04/01/20		BOND INTEREST RECEIVED 538036JZ8	100000 LIVE OAK BKG CO WILMINGTON N C CTF DEP 1.550% 03/06/23 DTD 03/06/20 RD 03/17 PD 04/01/20				110.41	USD
04/01/20		BOND INTEREST RECEIVED 538036KB9	147000 LIVE OAK BKG CO WILMINGTON N C CTF DEP 1.600% 09/06/23 DTD 03/06/20 RD 03/17 PD 04/01/20				167.54	USD
04/03/20		BOND INTEREST RECEIVED 17453FCK6	248000 CITIZENS DEP BK ARLINGTON KY CTF DEP 2.000% 10/03/24 B/E DTD 10/03/19 CLB RD 03/19 PD 04/03/20				421.26	USD
04/03/20		BOND INTEREST RECEIVED 20056QSBO	248000 COMMERCE BK GENEVA MINN CTF DEP 1.900% 09/03/24 DTD 09/03/19 CLB RD 04/02 PD 04/03/20				400.20	USD
04/06/20		BOND INTEREST RECEIVED 169894AP7	248000 CHIPPEWA VY BK WINTER WIS CTF DEP 3.000% 07/06/21 DTD 07/06/18 RD 03/22 PD 04/06/20				631.89	USD
04/06/20		BOND INTEREST RECEIVED 27002YEV4	248000 EAGLEBANK BETHESDA MD CTF DEP 1.650% 03/06/23 DTD 03/06/20 RD 03/22 PD 04/06/20				347.54	USD
04/06/20		BOND INTEREST RECEIVED 530880AL7	247000 LIBERTY NATL BK ADA OHIO CTF DEP 1.850% 12/06/23 B/E DTD 12/06/19 CLB RD 03/22 PD 04/06/20				388.09	USD
04/06/20		BOND INTEREST RECEIVED 56035BBN5	248000 MAIN STR BK BINGHAM FARMS MI CTF DEP 2.900% 10/05/20 DTD 10/04/18 RD 03/20 PD 04/04/20				610.83	USD
04/09/20		BOND INTEREST RECEIVED 45842PAZ4	248000 INTERAUDI BK NEW YORK NY CTF DEP 2.000% 09/09/24 B/E DTD 09/09/19 CLB RD 03/25 PD 04/09/20				421.26	USD
04/13/20		BOND INTEREST RECEIVED 139805AQ8	248000 CAPITAL BK N A ROCKVILLE MD CTF DEP 2.600% 03/12/21 DTD 03/13/19 RD 03/29 PD 04/13/20				547.64	USD



Transactions by Type of Activity (continued)

Process/ Settlement Date	Trade/ Transaction Date	Activity Type	Description	Quantity	Price	Accrued Interest	Amount	Currency
Dividends and Interest (continued)								
04/13/20		BOND INTEREST RECEIVED 32110YNL5	248000 FIRST NATL BK AMER EAST LANSING MICH CTF DEP 1.900% 12/13/24 DTD 12/13/19 CLB RD 03/29 PD 04/13/20				400.20	USD
04/13/20		BOND INTEREST RECEIVED 33742CAR8	248000 FIRST UTD BK & TR COMPANY DURANT OK CTF DEP 2.050% 10/11/24 B/E DTD 10/11/19 CLB RD 03/27 PD 04/11/20				431.79	USD
04/13/20		BOND INTEREST RECEIVED 87165FUN2	246000 SYNCHRONY BK RETAIL CTF DEP FIDELITY INSTL CTF DEP 2.700% 04/13/21 DTD 04/13/18 RD 04/06 PD 04/13/20				3,330.10	USD
04/13/20		BOND INTEREST RECEIVED 90348JSW1	248000 UBS BK USA SALT LAKE CITY UT CTF DEP 1.000% 03/11/22 B/E DTD 03/11/20 RD 03/27 PD 04/11/20				210.63	USD
04/16/20		BOND INTEREST RECEIVED 13135NAG5	248000 CALPRIVATE BK LA JOLLA CALIF CTF DEP 2.200% 08/16/23 B/E DTD 08/16/19 RD 04/15 PD 04/16/20				463.39	USD
04/17/20		BOND INTEREST RECEIVED 201525AC6	248000 COMMERCIAL BK WEST LIBERTY KY CTF DEP 1.100% 03/17/25 B/E DTD 03/17/20 CLB RD 04/16 PD 04/17/20				231.69	USD
04/20/20		BOND INTEREST RECEIVED 20786ACJ2	248000 CONNECTONE BK ENGLEWOOD CLIFFS N J CTF DEP 2.800% 09/18/20 DTD 09/19/18 RD 04/17 PD 04/19/20				589.76	USD
04/20/20		BOND INTEREST RECEIVED 26144KAHO	248000 DRAKE BK ST PAUL MINN CTF DEP 1.100% 03/20/25 DTD 03/20/20 CLB RD 04/17 PD 04/20/20				231.69	USD
04/20/20		BOND INTEREST RECEIVED 31944ABNO	248000 FIRST CAP BK LAURINBURG N C CTF DEP 1.150% 03/20/25 B/E DTD 03/20/20 CLB RD 04/17 PD 04/20/20				242.22	USD
04/20/20		BOND INTEREST RECEIVED 334342CF7	248000 FIRST NATL BK SYRACUSE JOHNSON KANS CTF DEP 1.950% 09/18/24 DTD 09/18/19 RD 04/17 PD 04/18/20				410.73	USD
04/20/20		BOND INTEREST RECEIVED 42724JEG6	248000 HERITAGE BK HOPKINSVILLE KY CTF DEP 3.000% 06/21/21 DTD 06/19/18 RD 04/17 PD 04/19/20				631.89	USD
04/20/20		BOND INTEREST RECEIVED 88269AAU2	248000 TEXAS SEC BK DALLAS TEX CTF DEP 1.950% 12/20/24 DTD 12/20/19 CLB RD 04/17 PD 04/20/20				410.73	USD
04/20/20		BOND INTEREST RECEIVED 92937CGB8	247000 WEX BK MIDVALE UTAH CTF DEP 2.000% 10/19/20 DTD 10/18/17 RD 04/17 PD 04/18/20				2,476.77	USD
04/21/20		BOND INTEREST RECEIVED 39120VSS4	248000 GREAT SOUTHN BK REEDS SPRINGS MO CTF DEP 1.700% 08/21/23 DTD 02/21/20 CLB RD 04/20 PD 04/21/20				358.07	USD
04/22/20		BOND INTEREST RECEIVED 29367SHX5	248000 ENTERPRISE BK & TR CLAYTON MO CTF DEP 2.800% 06/22/20 DTD 06/22/18 RD 04/21 PD 04/22/20				589.76	USD
04/22/20		BOND INTEREST RECEIVED 88241TFS4	248000 TEXAS EXCHANGE BK SSB CROWLEY CTF DEP 2.000% 12/06/24 DTD 11/22/19 CLB RD 04/21 PD 04/22/20				421.26	USD



April 1, 2020 - April 30, 2020
 MEDINA CITY SCHOOLS

Transactions by Type of Activity (continued)

Process/ Settlement Date	Trade/ Transaction Date	Activity Type	Description	Quantity	Price	Accrued Interest	Amount	Currency
Dividends and Interest (continued)								
04/24/20		BOND INTEREST RECEIVED 81425PAY7	248000 SECURITY FIRST BK LINCOLN NEB CTF DEP ACT/365 2.500% 04/25/22 B/E DTD 04/24/19 CLB RD 04/23 PD 04/24/20				1,545.75	USD
04/27/20		BOND INTEREST RECEIVED 104270AM5	248000 BRADFORD NATL BK GREENVILLE ILL CTF DEP 1.150% 03/27/25 B/E DTD 03/27/20 CLB RD 04/12 PD 04/27/20				242.22	USD
04/27/20		BOND INTEREST RECEIVED 108622JM4	248000 BRIDGEWATER BK BLOOMINGTON MINN CTF DEP 1.250% 03/27/25 B/E DTD 03/27/20 CLB RD 04/12 PD 04/27/20				263.29	USD
04/27/20		BOND INTEREST RECEIVED 340569GV8	248000 FLORIDA CAP BK NATL ASSN JACKSONVILLE FLA CTF DEP 1.150% 03/27/23 B/E DTD 03/26/20 RD 04/11 PD 04/26/20				242.22	USD
04/27/20		BOND INTEREST RECEIVED 62847HAZ2	246000 MUTUALONE BK FRAMINGHAM MA CTF DEP 1.050% 03/27/23 B/E DTD 03/27/20 CLB RD 04/12 PD 04/27/20				219.38	USD
04/27/20		BOND INTEREST RECEIVED 654062JG4	248000 NICOLET NATL BK GREENBAY WIS CTF DEP ACT/365 1.100% 09/27/23 B/E DTD 03/27/20 CLB RD 04/12 PD 04/27/20				231.69	USD
04/27/20		BOND INTEREST RECEIVED 70147ADNI	248000 PARKSIDE FINL BK & TR CLAYTON MO CTF DEP 1.250% 09/27/24 B/E DTD 03/27/20 CLB RD 04/12 PD 04/27/20				263.29	USD
04/27/20		BOND INTEREST RECEIVED 740367KG1	227000 PREFERRED BK LOS ANGELES CALIF CTF DEP 1.100% 03/27/24 DTD 03/27/20 RD 04/12 PD 04/27/20				212.07	USD
04/28/20		BOND INTEREST RECEIVED 32112UCU3	245000 FIRST NATL BK MCGREGOR TEX CTF DEP 2.650% 02/01/21 DTD 01/31/19 RD 04/27 PD 04/28/20				551.42	USD
04/28/20		BOND INTEREST RECEIVED 523744AU4	248000 LEA CNTY ST BK HOBBS N MEX CTF DEP 2.000% 10/28/24 B/E DTD 10/28/19 CLB RD 04/13 PD 04/28/20				421.26	USD
04/29/20		BOND INTEREST RECEIVED 58733AES4	248000 MERCANTIL BK NATL ASSN CORAL GABLES FLA CTF DEP 2.200% 12/29/20 DTD 12/29/17 RD 04/14 PD 04/29/20				463.39	USD
04/30/20		BOND INTEREST RECEIVED 033034AJ8	248000 ANCHOR D BK TEXHOMA OKLA CTF DEP 1.950% 09/30/24 DTD 09/30/19 CLB RD 04/15 PD 04/30/20				410.73	USD



Transactions by Type of Activity (continued)

Process/ Settlement Date	Trade/ Transaction Date	Activity Type	Description	Quantity	Price	Accrued Interest	Amount	Currency
Dividends and Interest (continued)								
04/30/20		BOND INTEREST RECEIVED 313812DA4	248000 FEDERAL SVGS BK CHICAGO IL CTF DEP 2.500% 05/28/21 DTD 05/30/19 RD 04/15 PD 04/30/20				526.58	USD
04/30/20		BOND INTEREST RECEIVED 32112UCU3	245000 FIRST NATL BK MCGREGOR TEX CTF DEP 2.650% 02/01/21 DTD 01/31/19 RD 04/29 PD 04/30/20				533.63	USD
04/30/20		BOND INTEREST RECEIVED 66704MEQ0	248000 NORTHSTAR BK BAD AXE MICH CTF DEP 1.150% 03/31/23 B/E DTD 03/31/20 RD 04/15 PD 04/30/20				234.41	USD
04/30/20		BOND INTEREST RECEIVED 89214PBL2	246000 TOWNEBANK PORTSMOUTH VA CTF DEP 2.800% 04/30/21 DTD 04/30/18 RD 04/15 PD 04/30/20				3,453.44	USD
Total Dividends and Interest						\$0.00	\$27,193.39	USD
Distributions								
04/03/20		SECURITY REDEEMED 17453FCK6	CITIZENS DEP BK ARLINGTON KY CTF DEP 2.000% 10/03/24 B/E DTD 10/03/19 CLB	-248,000.000			248,000.00	USD
04/06/20		SECURITY REDEEMED 53088OAL7	LIBERTY NATL BK ADA OHIO CTF DEP 1.850% 12/06/23 B/E DTD 12/06/19 CLB	-247,000.000			247,000.00	USD
04/09/20		SECURITY REDEEMED 45842PAZ4	INTERAUDI BK NEW YORK NY CTF DEP 2.000% 09/09/24 B/E DTD 09/09/19 CLB	-248,000.000			248,000.00	USD
04/13/20		SECURITY REDEEMED 33742CAR8	FIRST UTD BK & TR COMPANY DURANT OK CTF DEP 2.050% 10/11/24 B/E DTD 10/11/19 CLB	-248,000.000			248,000.00	USD
04/16/20		SECURITY REDEEMED 13135NAG5	CALPRIVATE BK LA JOLLA CALIF CTF DEP 2.200% 08/16/23 B/E DTD 08/16/19	-248,000.000			248,000.00	USD
04/24/20		SECURITY REDEEMED 81425PAY7	SECURITY FIRST BK LINCOLN NEB CTF DEP ACT/365 2.500% 04/25/22 B/E DTD 04/24/19 CLB	-248,000.000			248,000.00	USD
04/28/20		SECURITY REDEEMED 523744AU4	LEA CNTY ST BK HOBBS N MEX CTF DEP 2.000% 10/28/24 B/E DTD 10/28/19 CLB	-248,000.000			248,000.00	USD
Total Distributions						\$0.00	\$1,735,000.00	USD
Cash Withdrawals and Deposits								
04/01/20		ELECTRONIC TRANSACTION USD999997	SEND TO BANK FOR ACH ACH HUNTINGTON NATIONAL BANK				-8,650.36	USD
04/03/20		ELECTRONIC TRANSACTION USD999997	SEND TO BANK FOR ACH ACH HUNTINGTON NATIONAL BANK				-248,000.00	USD
04/06/20		ELECTRONIC TRANSACTION USD999997	SEND TO BANK FOR ACH ACH HUNTINGTON NATIONAL BANK				-247,000.00	USD
04/09/20		ELECTRONIC TRANSACTION USD999997	SEND TO BANK FOR ACH ACH HUNTINGTON NATIONAL BANK				-248,000.00	USD



April 1, 2020 - April 30, 2020
MEDINA CITY SCHOOLS

Transactions by Type of Activity (continued)

Process/ Settlement Date	Trade/ Transaction Date	Activity Type	Description	Quantity	Price	Accrued Interest	Amount	Currency
Cash Withdrawals and Deposits (continued)								
04/09/20		ELECTRONIC DEPOSIT USD999997	RECV FR BANK FOR ACH ACH HUNTINGTON NATIONAL BANK				247,000.00	USD
04/14/20		ELECTRONIC TRANSACTION USD999997	SEND TO BANK FOR ACH ACH HUNTINGTON NATIONAL BANK				-5,400.30	USD
04/15/20		ELECTRONIC TRANSACTION USD999997	SEND TO BANK FOR ACH ACH HUNTINGTON NATIONAL BANK				-248,000.00	USD
04/15/20		ELECTRONIC DEPOSIT USD999997	RECV FR BANK FOR ACH ACH HUNTINGTON NATIONAL BANK				248,000.00	USD
04/16/20		ELECTRONIC TRANSACTION USD999997	SEND TO BANK FOR ACH ACH HUNTINGTON NATIONAL BANK				-248,000.00	USD
04/16/20		ELECTRONIC DEPOSIT USD999997	RECV FR BANK FOR ACH ACH HUNTINGTON NATIONAL BANK				248,000.00	USD
04/17/20		ELECTRONIC DEPOSIT USD999997	RECV FR BANK FOR ACH ACH HUNTINGTON NATIONAL BANK				248,000.00	USD
04/22/20		ELECTRONIC TRANSACTION USD999997	SEND TO BANK FOR ACH ACH HUNTINGTON NATIONAL BANK				-11,978.32	USD
04/24/20		ELECTRONIC TRANSACTION USD999997	SEND TO BANK FOR ACH ACH HUNTINGTON NATIONAL BANK				-248,000.00	USD
04/24/20		ELECTRONIC DEPOSIT USD999997	RECV FR BANK FOR ACH ACH HUNTINGTON NATIONAL BANK				248,000.00	USD
04/28/20		ELECTRONIC TRANSACTION USD999997	SEND TO BANK FOR ACH ACH HUNTINGTON NATIONAL BANK				-248,000.00	USD
04/30/20		ELECTRONIC DEPOSIT USD999997	RECV FR BANK FOR ACH ACH HUNTINGTON NATIONAL BANK				248,000.00	USD
Total Cash Withdrawals and Deposits						\$0.00	-\$274,028.98	USD
Total Value of Transactions						\$0.00	\$1,164.41	USD

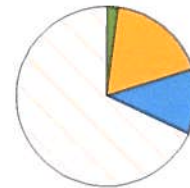
The price and quantity displayed may have been rounded.

Fixed Income Analysis

Bond Quality

Bond Quality	Market Value	% of Bond Market Value
Not Rated	16,230,228.43	100%
Total	16,230,228.43	100%

Bond Maturity Schedule



Bond Maturity	Market Value	% of Bond Market Value
Within 1 month	246,063.96	2%
1 to 6 months	2,980,832.32	18%
7 to 12 months	2,007,017.04	12%
1 to 5 years	10,996,315.11	68%
Total	16,230,228.43	100%

Percentages of bond market values are rounded to the nearest whole percentage.

Bond quality ratings reflect Moody's or Standard and Poor's ratings. Bonds may be rated by other services. Bonds that are in default are not included. Please refer to your Portfolio Holdings section.

You are 100% invested in bonds with a bond quality of Not Rated.

Called Bonds

Call Date	Security Description	Eligible Quantity	Called Quantity	Call Price	Type of Call	Redemption Proceeds
04/18/2020	FIRST NATL BK SYRACUSE JOHNSON KANS CTF DEP 1.950% 09/18/24 DTD 09/18/19 ACT/365	248,000.000	248,000.000	100.0000	Full	248,000.00
06/01/2020	ANCHOR D BK TEXHOMA OKLA CTF DEP 1.950% 09/30/24 DTD 09/30/19 ACT/365 CALLABLE 04/30/20	248,000.000	248,000.000	100.0000	Full	248,000.00

Pershing LLC receives the called bond information from several information sources which Pershing believes are reliable. Pershing does not guarantee the accuracy of the information.

For callable options that are available to you please contact your Account Executive.

Trades Not Settled

Settlement Date	Trade Date	Activity Type	Description	Quantity	Price	Accrued Interest	Settlement Amount
05/06/20	04/17/20	Buy	PINNACLE BK NASHVILLE TENN CTF DEP ACT/365 1.000% 05/06/22 B/E DTD 05/06/20 YLD 1.000 TO	248,000.000	100.0000	0.00	-248,000.00

Total Amount of Trades Not Settled

-\$248,000.00

Messages

Although a money market mutual fund seeks to preserve the value of your investment at \$1 per share, it is possible to lose money by investing in a money market mutual fund. Shares of a money market mutual fund or the balance of a bank deposit product held in your brokerage account may be liquidated upon request with the proceeds credited to your brokerage account. Please see the money market mutual fund's prospectus or the bank deposit product's disclosure document or contact your advisor for additional information. Pursuant to

April 1, 2020 - April 30, 2020
 MEDINA CITY SCHOOLS

Messages (continued)

SEC Rule 10b-10(b)(1) confirmations are not sent for purchases into money market mutual funds processed on the sweep platform. Pursuant to applicable regulation, account statements will be produced monthly or quarterly.

Going Digital is Now More Important Than Ever

As all of us navigate the evolving global environment, Pershing's digital solutions can help you manage your accounts and access important documentation.

e-Delivery

Our e-Delivery solution provides access to investment account information electronically. It is a simple, safe and convenient way to receive financial account communications and view statements, trade confirmations and tax documents through an online, password-protected portal. Historical data is available from the day of initial signup.

To enroll in e-Delivery, log in to your brokerage account, select "Go Paperless" at the top of any page and follow the on-screen prompts for setup. Enrollment can be activated as quickly as the same day as registration (if enrollment occurs prior to 6 p.m. ET).

Contact your financial professional if you have any questions about these efficient digital tools.

Cash Not Yet Received

Security	Record Date	Payable Date	Quantity Held	Rate	Dividend Option	Amount of Payment
Interest						
BMO HARRIS BK NATL ASSN CHICAGO ILL CTF DEP	04/29/20	05/14/20	245,000.000	0.004932	Cash	1,208.22
BANKWEST INC PIERRE S D CTF DEP	04/30/20	05/15/20	248,000.000	0.000719	Cash	178.36
1.250% 10/24/23 B/E						
CAPITAL BK N A ROCKVILLE MD CTF DEP	04/28/20	05/13/20	248,000.000	0.002137	Cash	529.97
2.600% 03/12/21						
CHIPPEWA VY BK WINTER WIS CTF DEP	04/21/20	05/06/20	248,000.000	0.002466	Cash	611.51
3.000% 07/06/21						
COMMERCE BK GENEVA MINN CTF DEP	04/18/20	05/03/20	248,000.000	0.001562	Cash	387.29
1.900% 09/03/24						
EAGLEBANK BETHESDA MD CTF DEP	04/21/20	05/06/20	248,000.000	0.001356	Cash	336.33
1.650% 03/06/23						
FIRST FINL NORTHWEST BK RENTON WASH CTF DEP	04/30/20	05/15/20	248,000.000	0.001110	Cash	275.18
FIRST NATL BK AMER EAST LANSING MICH CTF DEP	04/28/20	05/13/20	248,000.000	0.001562	Cash	387.29



Cash Not Yet Received (continued)

Security	Record Date	Payable Date	Quantity Held	Rate	Dividend Option	Amount of Payment
Interest (continued)						
FIRST NATL BK OF MICH KALAMAZOO CTF DEP	04/24/20	05/09/20	247,000.000	0.001027	Cash	253.77
HSBC BK USA NATL ASSOCIATION INSTL CTF DEP PROGRAM	04/27/20	05/04/20	248,000.000	0.010596	Cash	2,627.78
ISRAEL DISC BK NEW YORK N Y CTF DEP 2.700% 05/04/20 B/E	04/19/20	05/04/20	246,000.000	0.013463	Cash	3,311.90
MAIN STR BK BINGHAM FARMS MI CTF DEP 2.900% 10/05/20	04/19/20	05/04/20	248,000.000	0.002384	Cash	591.12
UBS BK USA SALT LAKE CITY UT CTF DEP 1.000% 03/11/22 B/E	04/26/20	05/11/20	248,000.000	0.000822	Cash	203.84
Total Cash Not Yet Received						\$10,902.56

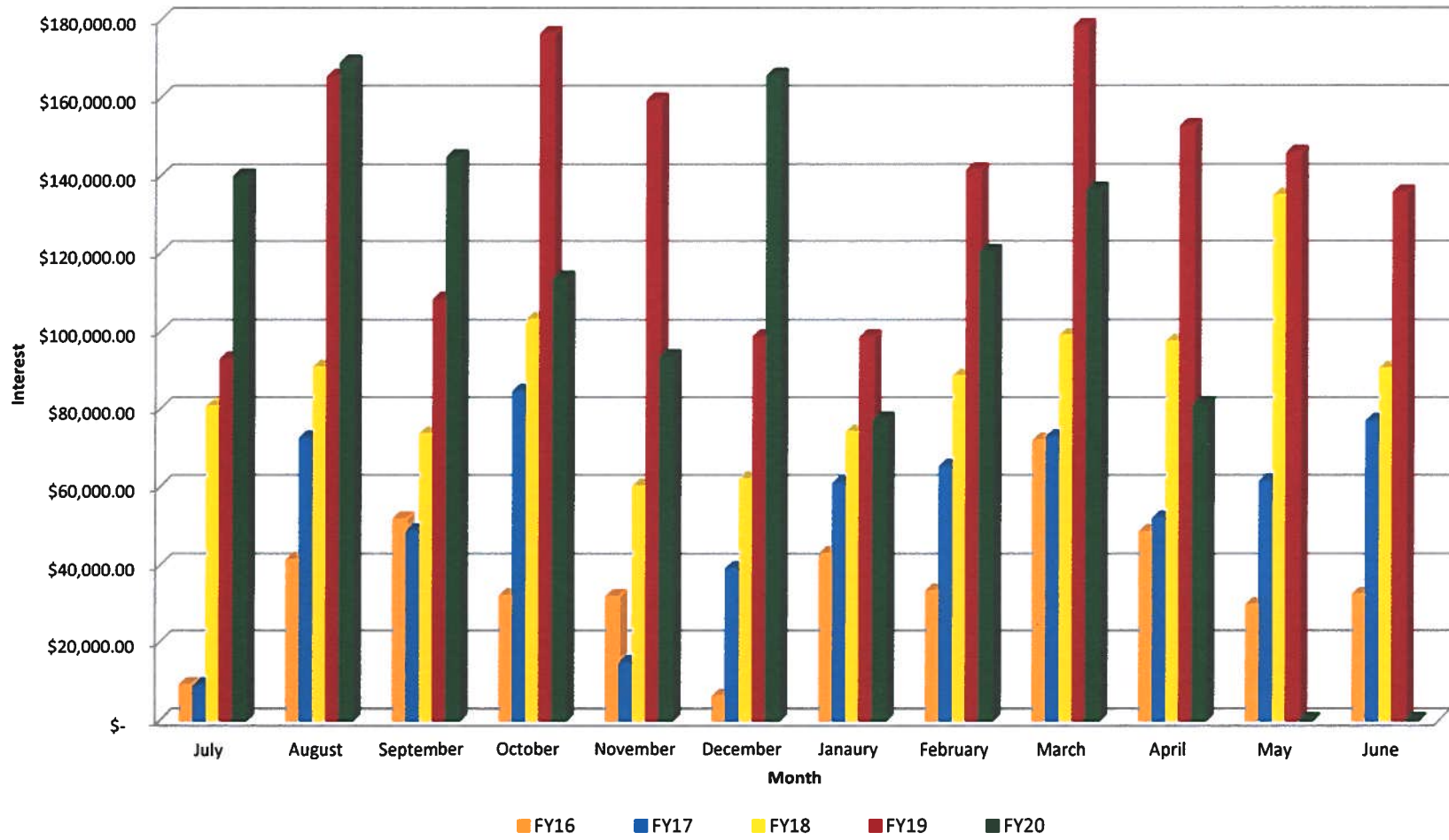
Assets shown here are not reflected in your account. This information has been received from sources we believe to be reliable. Pershing does not guarantee the accuracy of the information.

Important Information and Disclosures

The Role of Pershing

- Pershing carries your account as clearing broker pursuant to a clearing agreement with your financial institution. Pershing may accept from your financial institution without inquiry or investigation (i) orders for the purchase and sale of securities and other property and (ii) any other instructions concerning your account. Pershing is not responsible or liable for any acts or omissions of your financial institution or its employees and it does not supervise them. Pershing provides no investment advice nor does it assess the suitability of any transaction or order. Pershing acts as the agent of your financial institution and you agree that you will not hold Pershing or any person controlling or under common control with it liable for any investment losses incurred by you.
- Pershing performs several key functions at the direction of your financial institution. It acts as custodian for funds and securities you may deposit with it directly or through your financial institution or that it receives as the result of securities transactions it processes.
- Your financial institution is responsible for adherence to the securities laws, regulations and rules which apply to it regarding its own operations and the supervision of your account, its sales representatives and other personnel. Your financial institution is also responsible for approving the opening of accounts and obtaining account documents; the acceptance and, in certain instances, execution of securities orders; the assessment of the suitability of those transactions, where applicable; the rendering of investment advice, if any, to you and in general, for the ongoing relationship that it has with you.
- Inquiries concerning the positions and balances in your account may be directed to the Pershing Customer Service Department at (201) 413-3333. All other inquiries regarding your account or activity should be directed to your financial institution. Your financial organization's contact information can be found on the first page of this statement.
- For a description of other functions performed by Pershing please consult the Disclosure Statement provided to you upon the opening of your account. This notice is not meant as a definitive enumeration of every possible circumstance, but as a general disclosure. If you have any questions regarding this notice or if you would like additional copies of the Disclosure Statement, please contact your financial institution.
- Pershing is a member of the Securities Investor Protection Corporation (SIPC®). Please note that SIPC does not protect against loss due to market fluctuation. In addition to SIPC protection, Pershing provides coverage in excess of SIPC limits. For more detailed information please visit: www.pershing.com/about/strength-and-stability.
- This statement will be deemed conclusive. You are advised to report any inaccuracy or discrepancy (including unauthorized trading) promptly, but no later than ten days after receipt of this statement, to your financial organization and Pershing. Please be advised that any oral communication should be re-confirmed in writing to further protect your rights, including your rights under the Securities Investor Protection Act.
- Your financial organization's contact information can be found on the first page of this statement. Pershing's contact information is as follows: **Pershing LLC, Legal Department, One Pershing Plaza, Jersey City, New Jersey 07399; (201) 413-3330.** Errors and Omissions excepted.

Total Monthly Interest Earnings



Fnd	Sc	Description	Beginning Balance	MTD Revenues	FYTD Revenues	MTD Expenditures	FYTD Expenditures	Current Available Balance
001	0000	GENERAL FUND	37,069,600.65	2,579,619.73	66,854,199.53	6,041,190.80	64,675,983.29	39,247,816.89
002	9000	BOND RETIREMENT - NEW ELE	3,605,991.55	73,476.43	3,832,010.45	30,165.20	3,633,681.94	3,804,320.06
002	9012	LOCAL SALES TAX RETIREMEN	.00	.00	1,290,750.49	.00	1,290,750.49	.00
002	9014	CONSOLIDATION - ENERGY &	.00	13,543.73	341,349.98	13,543.75	341,349.98	.00
003	0000	PERMANENT IMPROVEMENT FUN	125,994.61	.00	.00	.00	.00	125,994.61
003	9000	PERMANENT IMPROVEMENT FUN	13,601.14	.00	.00	.00	.00	13,601.14
003	9001	MEDINA CITY REC CENTER-PE	381,679.90	1,823.30	104,882.14	4,515.52	280,968.70	205,593.34
006	0000	LUNCHROOM FUND	25,153.72	48,674.91	1,924,040.62	126,396.34	1,919,109.62	30,084.72
007	9004	COLLINS SCHOLARSHIP/POST-	537.70	38.32	18,304.97	.00	.00	18,842.67
007	9110	ART TRUST - GARFIELD	10,697.53	22.44	335.74	.00	.00	11,033.27
007	9111	CHARLES STANGEL SCHOLARSH	500.00	1.04	10.66	.00	.00	510.66
007	9333	RIOS STUDENT LEADER SCHOL	27,721.50	66.23	4,845.79	.00	.00	32,567.29
007	9901	BIXLER SCHOLARSHIP FUND	125.00	.00	.00	.00	.00	125.00
008	9002	KANEHL MUSIC TRUST	27,351.83	51.37	768.61	.00	.00	28,120.44
008	9003	RICHARD HOFFMAN COLLINS M	634,861.74	.00	.00	.00	.00	634,861.74
008	9112	ELAINE BUSHMAN FUND	18,211.77	26.42	395.30	.00	.00	18,607.07
009	9000	STAR	124.35	62.60	23,104.45	.00	.00	23,228.80
009	9110	UNIFORM SUPPLIES GARFIELD	10,554.36	14.00	2,992.90	162.28	4,963.42	8,583.84
009	9120	UNIFORM SUPPLIES - CANAVA	11,649.87	10.10-	8,582.90	.00	8,302.38	11,930.39
009	9130	UNIFORM SUPPLIES - FENN	16,923.63	.00	8,954.45	.00	14,959.80	10,918.28
009	9140	UNIFORM SUPPLIES - HERITA	7,879.42	34.00	8,898.10	.00	7,240.54	9,536.98
009	9160	UNIFORM SUPPLIES - BLAKE	5,501.82	16.00	11,289.65	399.32	11,385.20	5,406.27
009	9170	UNIFORM SUPPLIES - RALPH	18,425.55	.00	14,156.10	.00	10,902.60	21,679.05
009	9180	UNIFORM SUPPLIES - ELIZA	10,990.20	.00	9,418.38	.00	11,142.89	9,265.69
009	9200	UNIFORM SUPPLIES - CLAGGE	41,244.63	43.00	22,556.06	498.00	28,836.17	34,964.52
009	9210	UNIFORM SUPPLIES - A.I. R	7,484.92	4.50-	24,485.80	232.04	24,693.35	7,277.37
009	9300	UNIFORM SUPPLIES - SENIOR	6,652.06	1,601.49	128,986.51	6,464.24	85,976.25	49,662.32
009	9304	AVIATION/PHOTOGRAPHY	3.87	.00	.00	.00	.00	3.87
014	9016	MEDINA CNTY JUV DET CNTR	81,724.29	17,175.00	239,468.66	23,303.29	300,319.66	20,873.29
014	9111	CFIT FY11	5,550.01	.00	.00	.00	5,550.01	.00
014	9116	EVOLVE	319,058.86	104,960.00	949,355.01	93,441.84	850,761.71	417,652.16
016	0000	EMERGENCY LEVY	20,927,098.86	116,555.29	6,824,934.62	380,508.33	4,487,231.24	23,264,802.24
018	0000	PRINT SHOP	6,683.33	.00	.00	.00	.00	6,683.33
018	9000	PUBLIC SCHOOL SUPPORT - S	16.70	.00	.00	.00	.00	16.70
018	9110	PRINCIPAL'S FUND - GARFIE	32,772.64	.00	3,717.30	116.11	5,346.78	31,143.16
018	9111	GARFIELD SCHOOL STORE	49.99	.00	.00	.00	.00	49.99
018	9113	GARFIELD MEDIA CENTER	835.41	.00	1,104.16	.00	1,092.17	847.40
018	9120	PRINCIPAL - CANAVAN	41,489.84	.00	4,216.20	32.97	4,354.65	41,351.39
018	9122	CANAVAN SCHOOL STORE	586.69	.00	.00	.00	.00	586.69
018	9123	BOOK FAIR - CANAVAN	433.42	.00	4,855.81	.00	5,210.83	78.40
018	9130	PRINCIPAL - FENN	28,308.61	9.00	5,406.75	336.83	11,603.05	22,112.31
018	9132	FENN SCHOOL STORE	1,460.83	.00	.00	.00	.00	1,460.83
018	9133	BOOK FAIR - FENN	825.96	.00	115.40	.00	.00	941.36
018	9135	MEDINA SKI TEAM - DISTRIC	1,916.34	.00	8,735.00	.00	10,176.67	474.67
018	9140	PRINCIPAL'S FUND - HERITA	38,900.87	.00	9,027.79	242.59	5,670.37	42,258.29
018	9143	HERITAGE MEDIA CENTER	4,535.23	.00	4,509.38	.00	5,997.06	3,047.55

FINANCIAL SUMMARY REPORT
Processing Month: April 2020
MEDINA CITY SCHOOL DISTRICT

Fnd	Sc	Description	Beginning Balance	MTD Revenues	FYTD Revenues	MTD Expenditures	FYTD Expenditures	Current Available Balance
018	9160	PRINCIPAL'S FUND - H G BL	43,492.65	.00	7,793.55	.00	11,039.43	40,246.77
018	9161	PBIS - BLAKE	7,394.06	.00	.00	.00	1,666.06	5,728.00
018	9163	BLAKE MEDIA CENTER	13,142.11	.00	5,283.36	.00	5,106.05	13,319.42
018	9170	PRINCIPALS FUND - RALPH W	73,551.06	127.05	7,786.25	53.79-	8,304.38	73,032.93
018	9171	WAITE SCHOOL STORE	50.00	.00	.00	.00	.00	50.00
018	9173	MEDIA CENTER RALPH WAITE	4,223.50	.00	5,931.92	.00	5,090.79	5,064.63
018	9174	FIELD TRIPS RALPH WAITE E	15,209.72	.00	.00	.00	.00	15,209.72
018	9180	PRINCIPALS FUND ELIZA NOR	51,553.12	.00	3,664.75	.00	8,176.41	47,041.46
018	9181	NORTHROP ELEMENTARY SCHOO	1,631.19	.00	.00	.00	.00	1,631.19
018	9183	MEDIA CENTER ELIZA NORTHR	7,013.75	.00	6,378.90	.00	4,778.84	8,613.81
018	9184	FIELD TRIPS ELIZA NORTHRO	146.00	.00	.00	.00	.00	146.00
018	9200	PRINCIPAL'S FUND - CLAGGE	78,661.94	165.00	15,503.17	4,431.00	22,279.01	71,886.10
018	9203	CLAGGETT M.S. MEDIA CENTE	5,491.13	.00	3,122.94	.00	3,016.24	5,597.83
018	9210	PRINCIPAL'S FUND - ROOT M	33,051.07	135.00	14,559.12	119.37	10,643.16	36,967.03
018	9211	ROOT M.S. MEDIA CENTER	10,214.36	.00	2,745.90	.00	2,807.13	10,153.13
018	9212	ROOT M.S. - WASHINGTON TR	355.00	.00	.00	.00	.00	355.00
018	9213	SPECIAL FUNDRAISER - ROOT	.02	.00	.00	.00	.00	.02
018	9300	PRINCIPAL'S FUND - SENIOR	36,762.67	.00	22,438.57	4,212.48	22,287.88	36,913.36
018	9301	MEDIA CENTER FUND	1,381.50	.00	.00	.00	.00	1,381.50
018	9302	SPECIAL FUNDRAISER - SENI	37,086.18	.00	.00	.00	.00	37,086.18
018	9303	PERFORMING ARTS	92,707.30	.00	23,542.00	697.06	26,560.93	89,688.37
018	9304	BUZZ	16,759.64	.00	8,360.38	319.40	8,385.25	16,734.77
018	9305	FLEXIBLE CREDIT FUND	7,834.56	.00	200.00	.00	.00	8,034.56
018	9306	FEED THE BEES	1,004.05	1,750.00	2,570.00	198.77	766.78	2,807.27
018	9884	FACILITY RENTAL	27,476.82	.00	51,194.00	.00	.00	78,670.82
018	9900	INSERVICE - CENTRAL	3,702.01	.00	.00	.00	.00	3,702.01
018	9901	PUBLIC SCHOOL SUPPORT - I	2,229.77	.00	.00	.00	508.91	1,720.86
018	9902	INSERVICE - SUPERINTENDEN	24,720.92	.00	.00	.00	13,496.40	11,224.52
018	9903	BOARD/STUDENT DEVELOPMENT	2,800.00	.00	.00	.00	.00	2,800.00
018	9904	WELLNESS FUND	502.00	.00	.00	.00	.00	502.00
018	9905	PUBLIC SCHOOL SUPPORT/STU	51,248.39	8,000.00-	.00	.00	.00	51,248.39
018	9906	COMMUNICATIONS - PUBLIC S	315.27	.00	1,418.00	.00	1,460.37	272.90
018	9907	STEAM - SUMMER ENRICHMENT	7,777.17	.00	1,891.75	.00	7,193.52	2,475.40
018	9910	MAINTENANCE DEPARTMENT	3,902.36	.00	.00	.00	.00	3,902.36
018	9914	END OF YEAR	7.13	.00	.00	.00	.00	7.13
018	9915	BIKE TO SCHOOL	53.00	.00	250.00	.00	.00	303.00
018	9916	SPIRIT NIGHT	2,127.48	.00	2,000.00	.00	2,194.50	1,932.98
018	9918	FAMILY FIRST	.00	253.00-	1.00-	.00	.00	1.00-
018	9919	STUDENT ART SHOW	221.53	250.00	288.37	.00	512.46	2.56-
018	9920	TRSP FUND	2,384.81	.00	312.00	.00	255.76	2,441.05
018	9930	Resource Connection	1,500.00	.00	.00	.00	.00	1,500.00
019	9000	ADAMH GRANT	504.00	.00	6,000.00	.00	5,152.00	1,352.00
019	9001	ADAMH HOPE GRANT	.00	.00	17,000.00	.00	17,000.00	.00
019	9018	LOWE'S LIGHT UP GARFIELD	48.08	.00	.00	.00	.00	48.08
019	9020	RIF PROGRAM GRANT - NORTH	400.73	.00	.00	.00	.00	400.73
019	9021	JENNINGS - BLAKE - BRYNIA	.82	.00	.00	.00	.00	.82

F I N A N C I A L S U M M A R Y R E P O R T
Processing Month: April 2020
MEDINA CITY SCHOOL DISTRICT

End	Sec	Description	Beginning Balance	MTD Revenues	FYTD Revenues	MTD Expenditures	FYTD Expenditures	Current Available Balance
019	9023	PUBLIC EDUCATION LEADERSH	.01	.00	.00	.00	.00	.01
019	9029	MARTHA HOLDEN JENNINGS GR	6.82	.00	.00	.00	.00	6.82
019	9030	PERFORMANCE BASED ASSESSM	79.76	.00	.00	.00	.00	79.76
019	9031	PBA FY11	256.96	.00	.00	.00	.00	256.96
019	9113	ACS-HACH CHEMISTRY GRANT	96.34	.00	.00	.00	.00	96.34
019	9180	PPG INNOVATIVE CLASSROOM	15.31	.00	.00	.00	.00	15.31
019	9181	FIRST ENERGY GRANT	.16	.00	.00	.00	.00	.16
019	9213	VIDEO CLUB GRANT - MHS	2.82	.00	.00	.00	.00	2.82
019	9313	JENNINGS - NORTHROP - MIL	13.86	.00	.00	.00	.00	13.86
019	9413	3M AND OTHER GRANT	152.03	.00	.00	.00	.00	152.03
019	9513	NEA STUDENT ACHIEVEMENT G	191.88	.00	.00	.00	.00	191.88
019	9715	FUEL UP - BLAKE	23.82	.00	.00	.00	.00	23.82
019	9920	MARTHA HOLDEN JENNINGS SU	.00	.00	1,000.00	.00	.00	1,000.00
020	9001	TRANSPORTATION ENTERPRISE	76,186.08	.00	13,591.95	.00	4,549.24	85,228.79
022	9000	Unclaimed funds	36,045.95	.00	1,767.95	.00	1,767.95	36,045.95
022	9093	DIVERSION PROGRAM FED MON	1,000.00	.00	.00	.00	.00	1,000.00
022	9094	DIVERSION PROGRAM - FED.	1,000.00	.00	.00	.00	.00	1,000.00
022	9300	OH HIGH SCHOOL ATH ASSOC	1,874.53	.00	27,914.65	.00	33,070.02	3,280.84-
024	9001	MEDICAL AND DRUG/SELF INS	7,125,787.05	755,320.91	7,476,097.80	612,333.38	7,902,985.51	6,698,899.34
024	9002	DENTAL SELF INSURANCE FUN	354,382.97	56,905.45	568,997.93	25,769.55	462,191.81	461,189.09
024	9094	FLEX PRO	63,543.51	24,202.12	182,432.64	13,117.02	188,278.61	57,697.54
027	0000	WORKMANS COMP.-SELF INS	80,731.98	19,789.23	363,818.34	8,365.94	171,138.14	273,412.18
071	9013	LOCAL SALES TAX PERMANENT	3,195,842.70	922,872.24	3,414,510.96	11,947.44	2,458,468.35	4,151,885.31
200	9110	GARFIELD STUDENT COUNCIL/	654.60	1.30	20.00	.00	35.47	639.13
200	9121	ELLA CANAVAN STUDENT COUN	1,198.30	2.73	251.29	.00	107.41	1,342.18
200	9134	FENN STUDENT BUSINESS	9.02	.02	.29	.00	.00	9.31
200	9140	STUDENT COUNCIL - HERITAG	157.02	.33	4.94	.00	.00	161.96
200	9184	NORTHRUP ELEMENTARY STUDE	50.25	.11	1.58	.00	.00	51.83
200	9185	K-KIDS KIWANIS ACTIVITY C	8,353.95	20.85	2,095.22	.00	197.50	10,251.67
200	9202	CLAGGETT MIDDLE SCH. STUD	749.45	1.09	2,650.16	.00	2,864.31	535.30
200	9204	CLAGGETT MIDDLE SCHOOL CH	504.60	1.06	15.84	.00	.00	520.44
200	9205	CLAGGETT MIDDLE SCH. BUIL	2,573.95	6.97	884.19	.00	29.55	3,428.59
200	9209	CLAGGETT MIDDLE SCHOOL DR	22,959.08	53.88	9,127.70	1,124.16	5,594.64	26,492.14
200	9252	CHEERLEADERS - ROOT M.S.	43.08	.09	1.35	.00	.00	44.43
200	9253	BUILDERS' CLUB - ROOT M.S	4,570.11	9.39	168.21	.00	121.65	4,616.67
200	9254	HONORS ACADEMY - ROOT	4,561.18	8.06	647.25	.00	1,247.57	3,960.86
200	9256	DRAMA CLUB - ROOT M.S.	5,808.27	14.69	2,770.55	.00	1,358.06	7,220.76
200	9258	STUDENT COUNCIL - ROOT M.	3,352.15	9.18	2,250.84	.00	1,089.99	4,513.00
200	9301	YOUNG AMERICANS FOR FREED	51.20	.11	1.62	.00	.00	52.82
200	9302	ART CLUB	192.04	1.23	414.92	.00	.00	606.96
200	9303	CULTURAL EXPLORATION	189.25	.40	5.95	.00	.00	195.20
200	9304	CAREER ASSOCIATION	.37	.00	.00	.00	.00	.37
200	9305	CHEMCLUB	1,512.02	3.17	47.45	.00	.00	1,559.47
200	9307	CHOIR	43,795.64	76.30	9,940.16	1,235.99	23,594.58	30,141.22
200	9309	IMPROV CLUB	287.15	1.17	286.24	.00	.00	573.39
200	9310	DELTA EPSILON PHI - NAT'L	.45	.00	.00	.00	.00	.45

FINANCIAL SUMMARY REPORT
 Processing Month: April 2020
 MEDINA CITY SCHOOL DISTRICT

Fnd	Scc	Description	Beginning Balance	MTD Revenues	FYTD Revenues	MTD Expenditures	FYTD Expenditures	Current Available Balance
200	9312	DRAMA CLUB	32,744.35	69.19	7,944.52	879.73	6,667.73	34,021.14
200	9314	MEDINA OUTDOORS CLUB	151.61	.35	192.67	.00	173.80	170.48
200	9315	FELLOWSHIP OF CHRISTIAN A	1.65	.68	333.11	.00	.00	334.76
200	9318	GIRLS LEADERSHIP CLUB	6,206.33	14.22	1,391.74	.00	604.96	6,993.11
200	9321	KEY CLUB	48,211.56	124.60	15,381.16	.00	2,329.28	61,263.44
200	9323	MEDINAMITE	1,554.12	4.02	741.00	.00	320.17	1,974.95
200	9324	MEDINIAN	39,857.54	198.64	20,055.01	.00	6,494.63	53,417.92
200	9325	MHS BAND	18,625.42	26.09	14,009.64	.00	19,804.36	12,830.70
200	9326	NATIONAL HONOR SOCIETY	11,398.02	20.88	350.75	385.00	1,482.43	10,266.34
200	9327	ORCHESTRA	28,825.40	62.74	2,357.90	.00	333.10	30,850.20
200	9330	SCIENCE OLYMPIAD CLUB	2,038.78	2.66	1,506.49	.00	2,234.95	1,310.32
200	9331	SKI CLUB	3.09	.01	.09	.00	.00	3.18
200	9332	SPANISH CLUB	11,811.28	28.27	6,602.21	.00	4,515.64	13,897.85
200	9333	STUDENT COUNCIL	28,707.92	58.72	25,774.34	335.87-	25,608.54	28,873.72
200	9335	LATIN CLUB	1,966.00	17.39	6,559.31	2,562.50-	24.50-	8,549.81
200	9337	AMERICAN SIGN LANGUAGE CL	235.50	.61	63.53	.00	.00	299.03
200	9339	SPEECH/DEBATE CLUB	19,883.43	40.54	18,232.73	.00	18,183.22	19,932.94
200	9340	STUDENT'S H.O.P.E.	1,865.34	2.77	634.10	300.00	1,138.60	1,360.84
200	9346	PENGUIN BOWL/NOSB	211.89	.24	256.84	.00	350.00	118.73
200	9350	TECHNOLOGY CLUB	632.83	1.39	1,799.69	.00	1,748.51	684.01
200	9352	VIDEO CLUB - SR HI	7,672.76	12.60	1,875.38	146.42	3,353.27	6,194.87
200	9353	CHINESE CLUB	961.43	2.02	30.19	.00	.00	991.62
200	9355	GENDER AND SEXUALITY ALLI	1,095.96	2.95	574.10	.00	219.14	1,450.92
200	9380	V O F T	17,711.12	36.02	3,608.39	.00	3,610.00	17,709.51
200	9419	CLASS OF 2019	3,253.33	.00	72.46	.00	1,005.78	2,320.01
200	9420	CLASS OF 2020	11,497.68	22.77	2,735.89	.00	3,036.49	11,197.08
200	9421	CLASS OF 2021	3,421.61	23.37	18,834.08	1,155.31	10,763.49	11,492.20
200	9422	CLASS OF 2022	1,674.16	7.47	3,798.80	.00	1,800.00	3,672.96
200	9423	CLASS OF 2023	.00	3.49	3,514.43	.00	1,800.00	1,714.43
200	9999	GENERIC STUDENT ACTIV. FD	.01	.00	.00	.00	.00	.01
300	0000	ATHLETIC FUND	170,034.16	606.00	255,596.70	5,538.98	268,389.83	157,241.03
300	9110	GARFIELD FIELD TRIPS	366.34	.00	4,875.00	150.00-	1,088.96-	6,330.30
300	9120	CANAVAN FIELD TRIP	915.00	.00	4,708.00	.00	6,169.72	546.72-
300	9121	WORLD WATCHER'S CLUB	7,362.04	.00	.00	.00	.00	7,362.04
300	9130	FENN FIELD TRIPS	237.09	.00	5,788.00	.00	6,269.37	244.28-
300	9140	HERITAGE FIELD TRIPS	479.21	.00	4,314.50	.00	4,705.00	88.71
300	9160	BLAKE FIELD TRIPS	785.58	4,690.00-	750.00	.00	1,147.00	388.58
300	9170	WAITE FIELD TRIPS	.00	.00	9,218.87	.00	8,531.20	687.67
300	9180	NORTHROP FIELD TRIPS	1,500.00	.00	9,081.58	50.00	9,263.73	1,317.85
300	9201	CLAGGETT MIDDLE SCH. BAND	26,251.65	.00	12,817.00	.00	9,408.06	29,660.59
300	9202	CLAGGETT MIDDLE SCH. ORCH	258.00	.00	.00	.00	.00	258.00
300	9203	CLAGGETT MIDDLE SCHOOL LI	370.00	.00	.00	.00	.00	370.00
300	9204	CLAGGETT M.S. CHOIR FUND	634.10	.00	.00	.00	.00	634.10
300	9208	CLAGGETT - 6TH GRADE TRIP	20,913.82	938.00	84,926.80	.00	103,788.00	2,052.62
300	9250	ROOT M.S. BAND FUND	17,149.72	.00	12,888.00	75.00	17,340.53	12,697.19
300	9251	ROOT M.S. ORCHESTRA FUND	1,246.65	.00	.00	.00	.00	1,246.65

FINANCIAL SUMMARY REPORT
 Processing Month: April 2020
 MEDINA CITY SCHOOL DISTRICT

Fnd	Sc	Description	Beginning Balance	MTD Revenues	FYTD Revenues	MTD Expenditures	FYTD Expenditures	Current Available Balance
300	9252	ROOT M.S. CHOIR FUND	3,270.15	.00	.00	.00	.00	3,270.15
300	9253	ROOT M.S. BEEHIVE	1,060.80	.00	728.15	.00	253.55	1,535.40
300	9258	ROOT - DISTRICT SUPERVISE	119,680.13	77.00	13,707.50	.00	123,722.60	9,665.03
300	9301	BOWLING CLUB	.00	.00	3,750.00	.00	.00	3,750.00
300	9302	MENS VOLLEYBALL	7,993.06	.00	.00	.00	573.00-	8,566.06
300	9303	HUDDLE/SHUDDLE	2,185.20	.00	1,650.00	.00	673.69	3,161.51
300	9304	LINK CREW	3,212.64	.00	868.00	.00	1,351.19	2,729.45
300	9313	MUSICAL	6,979.31	.00	12,850.00	.00	5,898.58	13,930.73
300	9325	MHS BAND TRIP	7,171.20	.00	.00	.00	.00	7,171.20
300	9334	BEEHIVE CAFE	20,072.08	.00	10,694.89	220.00	10,687.58	20,079.39
300	9390	GLOBAL TRIPS	.00	.00	3,712.00	.00	.00	3,712.00
300	9410	SPARKLE CHEERLEADING	2,577.99	.00	900.00	.00	1,464.70	2,013.29
401	9010	AUXILIARY FUNDS/ST FRANCI	.00	315.52	377,683.46	18,611.23	222,546.10	155,137.36
401	9017	AUXILIARY FUNDS/ST FRANCI	37.41	.00	.00	.00	.00	37.41
401	9019	AUXILIARY FUNDS/ST FRANCI	78,595.95	.00	187.16	.00	78,783.11	.00
401	9020	AUX FUNDS NURTURY	.00	27.97	14,962.69	.00	1,209.00	13,753.69
401	9027	AUX FUNDS NURTURY	72.90	.00	.00	.00	.00	72.90
401	9030	AUX FUNDS MCA	.00	110.35	190,822.24	7,090.29	136,561.49	54,260.75
401	9039	AUX FUNDS MCA	18,511.09	.00	24.66	.00	18,535.75	.00
401	9040	AUX FUNDS KIDS COUNTRY	.00	49.97	.00	.00	.00	.00
401	9049	AUX FUNDS KIDS COUNTRY	10,268.70	.00	28.80	.00	10,297.50	.00
401	9066	SM WONDERS	1,644.12	.00	.00	.00	.00	1,644.12
432	9097	MANAGE. INFO. SYS. FUND	.80	.00	.00	.00	.00	.80
450	9008	SCHOOLNET PLUS FY2008: GR	1.00	.00	.00	.00	.00	1.00
451	9010	CONNECTIVITY	.00	.00	9,900.00	.00	.00	9,900.00
451	9013	CONNECTIVITY 2013	800.00	.00	.00	.00	.00	800.00
451	9018	CONNECTIVITY FY18	564.00	.00	.00	.00	.00	564.00
451	9019	CONNECTIVITY	19,800.00	.00	9,900.00	.00	19,680.00	10,020.00
452	9008	SCHOOLNET PROFESSIONAL DE	66.15	.00	.00	.00	.00	66.15
467	9020	FOUNDATION - STUDENT WELL	.00	.00	385,110.86	18,639.86	153,328.46	231,782.40
499	9012	INTERN PSYCH FY12	45.81	.00	.00	.00	.00	45.81
499	9013	INTERN PSYCH FY13	39.97	.00	.00	.00	.00	39.97
499	9019	SCHOOL SAFETY	37,148.75	.00	29,679.80	.00	37,148.75	29,679.80
499	9024	LOCAL GOVERNMENT INNOVATI	7,750.00	.00	.00	.00	.00	7,750.00
499	9039	INTERN PSYCHOLOGIST GRANT	2.20	.00	.00	.00	.00	2.20
499	9112	E-TECH BLENDED LEARNING G	321.71	.00	.00	.00	.00	321.71
506	9014	RESIDENT EDUCATOR GRANT	950.00	.00	.00	.00	.00	950.00
516	9015	TITLE VI-B	2,690.82	.00	.00	.00	.00	2,690.82
516	9016	TITLE VI-B	229.90	.00	.00	.00	.00	229.90
516	9019	TITLE VI-B	6,410.04	.00	272,672.29	.00	279,082.33	.00
516	9020	TITLE VI-B	.00	.00	810,006.43	103,811.92	1,028,179.51	218,173.08-
572	9019	TITLE I	302.23	.00	111,350.41	.00	111,652.64	.00
572	9020	TITLE I	.00	.00	289,447.03	46,332.78	381,833.39	92,386.36-
572	9116	TITLE I-D	2.83	.00	.00	.00	.00	2.83
572	9119	TITLE I-D	9,526.19	.00	25,402.15	.00	34,928.34	.00
572	9120	TITLE I-D	.00	.00	14,889.44	1,361.31	17,706.26	2,816.82-

F I N A N C I A L S U M M A R Y R E P O R T
 Processing Month: April 2020
 MEDINA CITY SCHOOL DISTRICT

Fnd	Sc	Description	Beginning Balance	MTD Revenues	FYTD Revenues	MTD Expenditures	FYTD Expenditures	Current Available Balance
587	9019	PRESCHOOL	131.48	.00	5,249.61	.00	5,381.09	.00
587	9020	PRESCHOOL	.00	.00	25,957.82	3,761.95	33,676.06	7,718.24-
587	9120	6B RESTORATION - PRESCHOO	.00	.00	.00	.00	981.25	981.25-
590	9019	TITLE II-A	41,141.13	.00	35,071.94	.00	76,213.07	.00
590	9020	TITLE II-A	.00	.00	55,691.08	2,622.50	67,416.50	11,725.42-
599	9019	TITLE IV-A STUDENT SUPPOR	15,509.72	.00	10,277.28	.00	25,787.00	.00
599	9020	TITLE IV-A STUDENT SUPPOR	.00	.00	13,041.42	142.85	14,080.59	1,039.17-
Grand Total All Funds			76,258,648.68	4,729,495.34	98283,129.67	7,613,443.98	92940,897.59	81600,880.76
Total Invested Funds			.00					

Check#	Check Date	Org Sta	Vendor Paid	Check Amount	Status Date
009048	04/10/2020	M/M	MEMO --S T R S	82,111.78	
009049	04/10/2020	M/M	MEMO --S E R S	4,204.24	
009050	04/10/2020	M/M	MEMO -MEDINA CITY SCHOOLS	328,255.24	
009051	04/10/2020	M/M	MEMO - HUNTINGTON NAT'L BANK	29,069.97	
009052	04/10/2020	M/M	MEMO - BUREAU WORK COMP	9,784.51	
009053	04/01/2020	M/M	MEMO - HUNTINGTON NAT'L BANK	13,543.75	
009054	04/02/2020	M/M	MEMO - MEDICAL MUTUAL	73,879.94	
009055	04/06/2020	M/M	MEMO - MEDICAL MUTUAL	210,435.59	
009056	04/13/2020	M/M	MEMO - MEDICAL MUTUAL	101,318.38	
009057	04/10/2020	M/M	OHIO DEPT OF ED - MEMO CK	118,462.83	
009058	04/10/2020	M/M	MEMO MET LIFE INSURANCE	4,916.71	
009059	04/20/2020	M/M	MEMO - MEDICAL MUTUAL	153,168.71	
009060	04/24/2020	M/M	MEMO --S T R S	82,458.71	
009061	04/24/2020	M/M	MEMO --S E R S	4,204.24	
009062	04/24/2020	M/M	MEMO -MEDINA CITY SCHOOLS	330,433.75	
009063	04/24/2020	M/M	MEMO - HUNTINGTON NAT'L BANK	29,730.35	
009064	04/24/2020	M/M	MEMO - BUREAU WORK COMP	10,004.72	
009065	04/10/2020	M/M	MEMO-CAPITAL ONE	12,879.27	
009066	04/10/2020	M/M	MEMO-CAPITAL ONE	10.00	
009067	04/01/2020	M/M	MEMO-CAPITAL ONE	132.16	
009068	04/24/2020	M/M	OHIO DEPT OF ED - MEMO CK	120,611.76	
009069	04/30/2020	M/M	MEMO - BUREAU WORK COMP	9,416.84	
009070	04/27/2020	M/M	MEMO - MEDICAL MUTUAL	73,530.76	
009071	04/13/2020	M/M	MEMO MET LIFE INSURANCE	3,575.95	
009072	04/30/2020	M/M	STRS	489,614.00	
009073	04/30/2020	M/M	SERS - MEMO	126,408.00	
009074	04/27/2020	M/M	SYSCO CLEVELAND INC	21,445.20	
009075	04/27/2020	M/M	SYSCO CLEVELAND INC	6,650.71	
009077	04/30/2020	M/M	MEMO MET LIFE INSURANCE	22,193.60	
009078	04/20/2020	T/T	MEMO -MEDINA CITY SCHOOLS	13,543.73	
009079	04/30/2020	M/M	MEMO - P & A ADMINISTRATIVE	12,123.92	
632757	04/09/2020	B/R	MEDINA COUNTY JUVENILE COURT	8,000.00	04/17/2020
632758	04/09/2020	B/R	CYNTHIA HALL	11.00	04/13/2020
632759	04/09/2020	B/R	ADRIENNE DIAL	12.00	04/13/2020
632760	04/09/2020	B/B	ABBY GORDON	10.00	
632761	04/09/2020	B/R	COURTNEY DAVIS	10.00	04/20/2020
632762	04/09/2020	B/B	NICOLE MASTNY	10.00	
632763	04/09/2020	B/R	SHANNON MCDONALD	11.00	04/21/2020
632764	04/09/2020	B/R	MICHELE DELL	10.00	04/13/2020
632765	04/09/2020	B/R	SARAH KOEHLER	10.00	04/13/2020
632766	04/09/2020	B/R	LISA BARANOVIC	10.00	04/27/2020
632767	04/09/2020	B/R	SHANNON STIGGINS	11.00	04/13/2020
632768	04/09/2020	B/B	DUSTY MERKYS	10.00	
632769	04/09/2020	B/R	AMANDA GRESKA	11.00	04/16/2020
632770	04/09/2020	B/R	KELLY BRADWAY	10.00	04/16/2020
632771	04/09/2020	B/R	DANA RHOADES	10.00	04/17/2020
632772	04/09/2020	B/R	TRACY DAMICONE	10.00	04/27/2020
632773	04/09/2020	B/R	JOCELYN DETHOMAS	11.00	04/20/2020
632774	04/09/2020	B/R	RENEE HARDEN	11.00	04/20/2020
632775	04/09/2020	B/R	CYNTHIA RIVERA	10.00	04/13/2020
632776	04/09/2020	B/R	TIFFANY PATTERSON	12.00	04/13/2020
632777	04/09/2020	B/R	CHRIS DANKO	10.00	04/13/2020

Check#	Check Date	Org Sta	Vendor Paid	Check Amount	Status Date
632778	04/09/2020	B/B	KENZI POULOS	10.00	
632779	04/09/2020	B/R	LYNDSEY SHIRAK	10.00	04/13/2020
632780	04/09/2020	B/R	DIAMOND HUMPHREY	13.00	04/15/2020
632781	04/09/2020	B/R	SHANTE BLACKMAN	10.00	04/14/2020
632782	04/09/2020	W/R	ACHIEVEMENT ADVANTAGE	1,750.00	04/14/2020
632783	04/09/2020	W/R	ADLER TEAM SPORTS	2,417.90	04/24/2020
632784	04/09/2020	W/R	AMAZON.COM	382.73	04/10/2020
632785	04/09/2020	W/R	ANGELA NUCKOLS	70.00	04/13/2020
632786	04/09/2020	W/R	ANTHONY BELSITO	270.00	04/13/2020
632787	04/09/2020	W/R	ARMSTRONG	588.14	04/13/2020
632788	04/09/2020	W/R	BOBBIE FOY	110.00	04/13/2020
632789	04/09/2020	W/R	DAIRYMENS	200.00	04/13/2020
632790	04/09/2020	W/R	BREWER-GARRETT COMPANY	13,500.00	04/14/2020
632791	04/09/2020	W/R	C MARTIN TRUCKING	1,262.02	04/17/2020
632792	04/09/2020	W/R	CHRONICLE TELEGRAM	250.00	04/13/2020
632793	04/09/2020	W/R	CLAGGETT MIDDLE SCHOOL	165.00	04/14/2020
632794	04/09/2020	W/R	CLEVELAND CLINIC CENTER	29,396.36	04/13/2020
632795	04/09/2020	W/R	CLEVELAND PLAYHOUSE	440.00	04/17/2020
632796	04/09/2020	W/R	COLUMBIA GAS OF OHIO, INC	45.08	04/27/2020
632797	04/09/2020	W/R	DYSLEXIA COACH OF NJ LLC	780.00	04/14/2020
632798	04/09/2020	W/R	EASY GRAPHICS CORP	1,354.00	04/15/2020
632799	04/09/2020	W/R	EDUCATIONAL RESOURCE SERVICES	254.00	04/14/2020
632800	04/09/2020	W/R	EDUCATIONAL SERVICE CENTER	48,351.00	04/13/2020
632801	04/09/2020	W/R	FRONTIER	5,685.83	04/22/2020
632802	04/09/2020	W/R	FRONTLINE EDUCATION	13,293.83	04/15/2020
632803	04/09/2020	W/R	HEALTHCARE BILLING SERVICES	1,935.97	04/13/2020
632804	04/09/2020	W/R	HOUSE OF FLOWERS & GIFTS LLC	72.50	04/23/2020
632805	04/09/2020	W/W	HP INC	1,000.00	
632806	04/09/2020	W/R	IMPACT GROUP PUBLIC RELATIONS	12,000.00	04/16/2020
632807	04/09/2020	W/R	INNOVATIVE SOLUTIONS	987.50	04/14/2020
632808	04/09/2020	W/R	INSTITUTE FOR MULTI-SENSORY	1,175.00	04/17/2020
632809	04/09/2020	W/R	KIDSLINK NEUROBEHAVIORAL	5,195.00	04/14/2020
632810	04/09/2020	W/R	LANGUAGE LEARNING ASSOCIATES	9,753.00	04/10/2020
632811	04/09/2020	W/R	LORI S KELLY	1,891.00	04/13/2020
632812	04/09/2020	W/R	MARION D LEONARD	300.00	04/13/2020
632813	04/09/2020	W/R	MATH-U-SEE	173.75	04/13/2020
632814	04/09/2020	W/R	MEDINA CITY SCHOOLS	65,866.59	04/14/2020
632815	04/09/2020	W/R	MEDINA COUNTY BOARD OF	1,360.38	04/15/2020
632816	04/09/2020	W/R	MEDINA COUNTY SANITARY	13,041.27	04/23/2020
632817	04/09/2020	W/R	MEDINA HARDWARE, INC	93.47	04/13/2020
632818	04/09/2020	W/W	MIDLAND HARDWARE COMPANY	69.00	
632819	04/09/2020	W/R	MORGAN AMEND	1,784.00	04/13/2020
632820	04/09/2020	W/R	MT BUSINESS TECHNOLOGIES, INC.	845.65	04/13/2020
632821	04/09/2020	W/R	MUSIC THERAPY ENRICHMENT	502.00	04/13/2020
632822	04/09/2020	W/R	NASCO	296.60	04/13/2020
632823	04/09/2020	W/R	OHIO EDISON COMPANY	17,348.31	04/13/2020
632824	04/09/2020	W/R	P & A ADMINISTRATIVE SERVICES	168.00	04/14/2020
632825	04/09/2020	W/R	PEARSON ASSESSMENTS	165.95	04/13/2020
632826	04/09/2020	W/R	PITNEY BOWES GLOBAL FINANCIAL	551.35	04/13/2020
632827	04/09/2020	W/R	ROOT MIDDLE SCHOOL	135.00	04/14/2020
632828	04/09/2020	W/R	SCHOLASTIC INC	535.97	04/13/2020
632829	04/09/2020	W/W	SCHOOL NUTRITION ASSOCIATION	70.00	

Check#	Check Date	Org Sta	Vendor Paid	Check Amount	Status Date
632830	04/09/2020	W/R	SCHOOL SPECIALTY, INC	50.39	04/13/2020
632831	04/09/2020	W/R	SCOTT SCRIVEN LLP	9,275.00	04/17/2020
632832	04/09/2020	W/R	SHELLEY MACK	380.60	04/13/2020
632833	04/09/2020	W/R	STACY M FARRENHOLZ	219.00	04/13/2020
632834	04/09/2020	W/R	STAPLES INC	19.98	04/14/2020
632835	04/09/2020	W/R	TECHNOLOGY ENGINEERING	16,224.60	04/10/2020
632836	04/09/2020	W/R	TODD HODKEY	870.78	04/13/2020
632837	04/09/2020	W/R	VERIZON BUSINESS	883.06	04/13/2020
632839	04/20/2020	B/R	REBECCA ALSPACH	85.00	04/23/2020
632840	04/20/2020	B/R	LISA BECK	85.00	04/27/2020
632841	04/20/2020	B/R	MINDY BOOTHE	85.00	04/29/2020
632842	04/20/2020	B/B	MARK BRESLER	85.00	
632843	04/20/2020	B/B	WILLIAM EPP III	85.00	
632844	04/20/2020	B/R	THERESE CASS	85.00	04/24/2020
632845	04/20/2020	B/R	LYNDA AMIR	85.00	04/23/2020
632846	04/20/2020	B/R	VINCENT SCARL	85.00	04/23/2020
632847	04/20/2020	B/B	COURTNEY COURTNEY	85.00	
632848	04/20/2020	B/R	JENNIFER DOVE	85.00	04/30/2020
632849	04/20/2020	B/R	CHRISTY DUNMIRE	85.00	04/23/2020
632850	04/20/2020	B/R	KATHLEEN FLEMMING	85.00	04/30/2020
632851	04/20/2020	B/B	CORINNE GABEL	85.00	
632852	04/20/2020	B/R	ERIN JONES	85.00	04/28/2020
632853	04/20/2020	B/B	LYNETTE HARMON	85.00	
632854	04/20/2020	B/B	DIANE HARTMANN	85.00	
632855	04/20/2020	B/R	MOLLY HODGE	85.00	04/27/2020
632856	04/20/2020	B/B	JOHN JAMES	85.00	
632857	04/20/2020	B/B	HALEE JOHNSON	85.00	
632858	04/20/2020	B/B	KALAL ERIN	85.00	
632859	04/20/2020	B/R	SUSAN KAUTZMAN	85.00	04/30/2020
632860	04/20/2020	B/B	LARISSA KOSAR	85.00	
632861	04/20/2020	B/R	KELLY LINCOLN	85.00	04/24/2020
632862	04/20/2020	B/V	TERENA LUSK	85.00	04/30/2020
632863	04/20/2020	B/R	DAVID MARKS	42.50	04/23/2020
632864	04/20/2020	B/R	ANGELA MARSALA	85.00	04/27/2020
632865	04/20/2020	B/B	SUZANNA ADDLEMAN	85.00	
632866	04/20/2020	B/R	LISA MCCURDY	85.00	04/30/2020
632867	04/20/2020	B/B	JENNIFER MCKELVY	170.00	
632868	04/20/2020	B/R	MICHELLE MERRILL	85.00	04/28/2020
632869	04/20/2020	B/R	LAURA MURPHY	85.00	04/27/2020
632870	04/20/2020	B/B	CONNIE THOMPSON	85.00	
632871	04/20/2020	B/R	MAJETTA NORRIS	85.00	04/27/2020
632872	04/20/2020	B/R	SAMANTHA NOVAK	85.00	04/24/2020
632873	04/20/2020	B/R	JUDITH ODDO	85.00	04/24/2020
632874	04/20/2020	B/R	AMBER PERKINS	85.00	04/23/2020
632875	04/20/2020	B/R	GINETTE QUIEN	85.00	04/24/2020
632876	04/20/2020	B/R	KRISTEN RAULIE	85.00	04/23/2020
632877	04/20/2020	B/B	PETER RIGGIO	85.00	
632878	04/20/2020	B/R	NICOLE RUDERT	85.00	04/24/2020
632879	04/20/2020	B/R	SARAH RUSHTON	85.00	04/29/2020
632880	04/20/2020	B/R	ALISSA MACDONALD	100.00	04/29/2020
632881	04/20/2020	B/R	STEPHANIE SHOEMAKER	85.00	04/27/2020
632882	04/20/2020	B/R	JENNIFER SMITH	85.00	04/27/2020

Check#	Check Date	Org Sta	Vendor Paid	Check Amount	Status Date
632883	04/20/2020	B/B	ASHLEY STEVENS	85.00	
632884	04/20/2020	B/R	JANELL SUPANICH	85.00	04/27/2020
632885	04/20/2020	B/R	MALISSA SZANTY	85.00	04/24/2020
632886	04/20/2020	B/R	BRIAN TAYLOR	85.00	04/27/2020
632887	04/20/2020	B/R	DANIELLE TISLER	85.00	04/27/2020
632888	04/20/2020	B/B	STACY TYHURST	85.00	
632889	04/20/2020	B/R	NICOLLE VARNER	85.00	04/30/2020
632890	04/20/2020	B/R	DANNY WESTFALL	85.00	04/24/2020
632891	04/20/2020	B/R	SHELLY WILK	170.00	04/27/2020
632892	04/20/2020	B/R	JULIE WOOLNOUGH	85.00	04/27/2020
632893	04/20/2020	B/B	HALEE JOHNSON	85.00	
632894	04/20/2020	B/B	TERENA LUSK	42.50	
632895	04/20/2020	W/R	ABC THERAPY, LTD	10,776.25	04/21/2020
632896	04/20/2020	W/R	AIRGAS USA, LLC	23.64	04/24/2020
632897	04/20/2020	W/R	AMAZON.COM	1,914.03	04/21/2020
632898	04/20/2020	W/R	BARNES & NOBLE BOOKSELLERS	159.75	04/28/2020
632899	04/20/2020	W/R	BELLEFAIRE JEWISH CHILDREN'S	34,901.14	04/22/2020
632900	04/20/2020	W/R	BOILER SPECIALISTS INC	607.00	04/22/2020
632901	04/20/2020	W/R	DAIRYMENS	200.00	04/23/2020
632902	04/20/2020	W/R	CENTERRA CO-OP	490.77	04/24/2020
632903	04/20/2020	W/R	CINTAS CORPORATION	820.72	04/24/2020
632904	04/20/2020	W/R	CITY OF MEDINA	3,516.83	04/23/2020
632905	04/20/2020	W/R	CITY OF MEDINA	14,482.41	04/23/2020
632906	04/20/2020	W/R	CLEVELAND DOOR CONTROLS, INC.	2,795.00	04/27/2020
632907	04/20/2020	W/R	CLEVELAND SIGHT CENTER	2,100.00	04/23/2020
632908	04/20/2020	W/R	COLUMBIA GAS OF OHIO, INC	306.95	04/30/2020
632909	04/20/2020	W/R	CONSTANCE LAETTNER	500.00	04/23/2020
632910	04/20/2020	W/R	CROSS THREAD SOLUTIONS LLC	652.20	04/23/2020
632911	04/20/2020	W/R	DAVID M CHAMBERS	158.93	04/21/2020
632912	04/20/2020	W/R	DEVAN HOVANETZ	204.13	04/21/2020
632913	04/20/2020	W/R	EDUCATION ALTERNATIVES	7,586.00	04/24/2020
632914	04/20/2020	W/R	EDUCATIONAL SERVICE CENTER	42,092.00	04/23/2020
632915	04/20/2020	W/W	ESC OF MEDINA COUNTY	74,574.74	
632916	04/20/2020	W/R	FBN SYSTEMS, INC.	3,657.00	04/24/2020
632917	04/20/2020	W/R	BC TECHNOLOGIES CO	1,790.00	04/24/2020
632918	04/20/2020	W/R	FRONTIER	819.85	04/27/2020
632919	04/20/2020	W/W	GARFIELD PTO	240.00	
632920	04/20/2020	W/W	GROVE CITY AREA SCHOOL DISTRICT	3,570.00	
632921	04/20/2020	W/R	JENNIFER ENGLER	79.00	04/21/2020
632922	04/20/2020	W/R	JILL MILLER	17.25	04/21/2020
632923	04/20/2020	W/R	JOHNSON CONTROLS, INC.	2,567.50	04/27/2020
632924	04/20/2020	W/R	LODI LUMBER CO	9.29	04/23/2020
632925	04/20/2020	W/R	LORI S KELLY	3,111.00	04/21/2020
632926	04/20/2020	W/R	MARCIE HENNING	50.60	04/21/2020
632927	04/20/2020	W/R	MEDINA HARDWARE, INC	6.49	04/27/2020
632928	04/20/2020	W/R	MIDLAND HARDWARE COMPANY	185.01	04/23/2020
632929	04/20/2020	W/R	NICOLLE VARNEY	36.00	04/21/2020
632930	04/20/2020	W/R	OHIO EDISON COMPANY	54,036.46	04/23/2020
632931	04/20/2020	W/W	OHIO SCHOOL BOARDS ASSOC	300.00	
632932	04/20/2020	W/R	P & A ADMINISTRATIVE SERVICES	410.70	04/23/2020
632933	04/20/2020	W/R	PSI AFFILIATES, INC.	12,863.41	04/21/2020
632934	04/20/2020	W/W	PURE WATER TECHNOLOGY LLC	59.95	

Check#	Check Date	Org Sta	Vendor Paid	Check Amount	Status Date
632935	04/20/2020	W/R	REBECCA GIBSON	64.98	04/21/2020
632936	04/20/2020	W/R	REDTREE INVESTMENT GROUP	1,592.69	04/21/2020
632937	04/20/2020	W/R	REINHARDT SUPPLY COMPANY	3,323.27	04/27/2020
632938	04/20/2020	W/R	ROJEN COMPANY	447.81	04/28/2020
632939	04/20/2020	W/R	RONALD E ALEXANDER	351.44	04/29/2020
632940	04/20/2020	W/R	SC STRATEGIC SOLUTIONS LLC	7,807.13	04/23/2020
632941	04/20/2020	W/R	SCHOOL SPECIALTY, INC	162.28	04/27/2020
632942	04/20/2020	W/R	SENDERO THERAPIES, INC.	42,666.18	04/21/2020
632943	04/20/2020	W/R	STACY M FARRENHOLZ	483.63	04/21/2020
632944	04/20/2020	W/R	STEVEN MISHLER	53.48	04/21/2020
632945	04/20/2020	W/W	RAINBOW BABIES & CHILDREN'S	3,731.00	
632946	04/20/2020	W/R	USA CUSTOM APPAREL LLC	3,931.00	04/24/2020
632947	04/20/2020	W/R	VERIZON WIRELESS	160.89	04/24/2020
632948	04/20/2020	W/R	VINSON GROUP, LLC	1,666.66	04/28/2020
632949	04/20/2020	W/R	VOYAGER SOPRIS LEARNING, INC	1,083.50	04/30/2020
632950	04/20/2020	W/R	ZINKAN ENTERPRISES, INC.	2,496.00	04/22/2020
632951	04/21/2020	W/R	ENTERPRISE FLEET MGMT INC.	11,826.28	04/24/2020
632952	04/21/2020	W/W	MEDINA COUNTY PORT AUTHORITY	853.00	
632953	04/21/2020	W/R	OHIO SCHOOLS COUNCIL- NAT GAS	14,033.00	04/29/2020
632954	04/21/2020	W/W	TECH DEFENDERS	4,130.00	
632955	04/21/2020	W/R	MEDINA COUNTY SANITARY	89.02	04/23/2020
632956	04/29/2020	W/W	MALMARK INC	275.14	
632957	04/29/2020	W/W	AG-PRO OHIO, LLC	1,206.68	
632958	04/29/2020	W/W	AIRGAS USA, LLC	10.00	
632959	04/29/2020	W/W	ALBRIGHT SECURITY CENTER, INC.	64.15	
632960	04/29/2020	W/R	AMAZON.COM	1,878.62	04/30/2020
632961	04/29/2020	W/W	MEDINA LANES	2,737.80	
632962	04/29/2020	W/R	ANGELA NUCKOLS	87.50	04/30/2020
632963	04/29/2020	W/W	APPLIED MSS	1,950.14	
632964	04/29/2020	W/W	ARC	121.16	
632965	04/29/2020	W/W	ARMSTRONG CABLE	59.95	
632966	04/29/2020	W/W	AVENUES OF COUNSELING &	450.00	
632967	04/29/2020	W/W	BARNES & NOBLE EDUCATION, INC	85.70	
632968	04/29/2020	W/W	BELLEFAIRE JEWISH CHILDREN'S	9,649.70	
632969	04/29/2020	W/W	DAIRYMENS	800.00	
632970	04/29/2020	W/W	BRICKER & ECKLER LLP	1,500.00	
632971	04/29/2020	W/W	C MARTIN TRUCKING	631.01	
632972	04/29/2020	W/W	CENTRAL INSTRUMENT CO.	75.00	
632973	04/29/2020	W/W	CINTAS CORPORATION	246.90	
632974	04/29/2020	W/W	CLAGGETT MIDDLE SCHOOL	150.02	
632975	04/29/2020	W/W	CLEVELAND PLUMBING	24.66	
632976	04/29/2020	W/W	COLUMBIA GAS OF OHIO, INC	7,832.41	
632977	04/29/2020	W/W	DAMON INDUSTRIES INC	158.58	
632978	04/29/2020	W/W	EDUCATION WEEK	97.00	
632979	04/29/2020	W/W	FRONTIER	5,597.79	
632980	04/29/2020	W/W	GORDON FOOD SERVICE	99.40	
632981	04/29/2020	W/W	GRANT US HOPE	2,878.20	
632982	04/29/2020	W/W	H.S.H. CONSTRUCTION &	1,750.00	
632983	04/29/2020	W/W	ICANDI GRAPHICS	172.00	
632984	04/29/2020	W/W	INSTITUTE FOR MULTI-SENSORY	1,275.00	
632985	04/29/2020	W/W	IRWIN SEATING COMPANY	3,042.12	
632986	04/29/2020	W/W	JONESY'S CLASSIC CLEANERS	26.00	

Check#	Check Date	Org Sta	Vendor Paid	Check Amount	Status Date
632987	04/29/2020	W/W	JOSTENS INC	1,940.13	
632988	04/29/2020	W/W	JW PEPPER & SON, INC.	64.74	
632989	04/29/2020	W/W	KIEFER EQUIPMENT CO	41.97	
632990	04/29/2020	W/W	LODI LUMBER CO	2,530.95	
632991	04/29/2020	W/W	LORAIN COUNTY COMM. COLLEGE	150.00	
632992	04/29/2020	W/R	MARION D LEONARD	525.00	04/30/2020
632993	04/29/2020	W/W	MEDINA CITY SCHOOLS	1,177.55	
632994	04/29/2020	W/R	MICHELLE LOBUGLIO	130.84	04/30/2020
632995	04/29/2020	W/W	MINUTEMAN PRESS	3,961.50	
632996	04/29/2020	W/W	NASSP	385.00	
632997	04/29/2020	W/W	NICHOLS PAPER & SUPPLY CO.	166.68	
632998	04/29/2020	W/W	ORLO AUTO PARTS INC	206.20	
632999	04/29/2020	W/W	OSPA-OHIO SCHOOL PSYCHOLOGISTS	235.00	
633000	04/29/2020	W/W	P & A ADMINISTRATIVE SERVICES	414.40	
633001	04/29/2020	W/W	PSYCHOLOGICAL ASSESSMENT	212.00	
633002	04/29/2020	W/W	PEARSON ASSESSMENTS	470.82	
633003	04/29/2020	W/W	PETERS KALAIL & MARKAKIS CO	1,039.50	
633004	04/29/2020	W/W	REINHARDT SUPPLY COMPANY	3,356.10	
633005	04/29/2020	W/W	RJ VERNAK REFRIGERATION	710.00	
633006	04/29/2020	W/W	ROJEN COMPANY	440.32	
633007	04/29/2020	W/W	RONALD E ALEXANDER	218.02	
633008	04/29/2020	W/W	SCHOOL SPECIALTY, INC	50.01	
633009	04/29/2020	W/W	SCOTT MOATS CONSTRUCTION SERV	2,000.00	
633010	04/29/2020	W/W	SCRUBBER CITY INC	330.72	
633011	04/29/2020	W/W	SHERWIN WILLIAMS COMPANY	272.56	
633012	04/29/2020	W/W	SQUIRE PATTON BOGGS (US) LLP	1,020.00	
633013	04/29/2020	W/R	STACY M FARRENHOLZ	273.75	04/30/2020
633014	04/29/2020	W/W	STANTON'S SHEET MUSIC INC	254.81	
633015	04/29/2020	W/W	SHINDIGZ/STUMPS	81.59	
633016	04/29/2020	W/W	TRECA DIGITAL ACADEMY	6,664.79	
633017	04/29/2020	W/W	UNITED RENTALS (N AMERICA) INC	150.00	
633018	04/29/2020	W/W	US BANK EQUIPMENT FINANCE	11,415.00	
633019	04/29/2020	W/W	VERIZON BUSINESS	504.26	
633020	04/29/2020	W/W	VSA INC	310.00	
633021	04/29/2020	W/W	W.B. MASON CO., INC.	200.00	
633022	04/29/2020	W/W	WOLFF BROS. SUPPLY, INC.	452.14	
633023	04/30/2020	W/W	USA CUSTOM APPAREL LLC	408.00	
942497	04/10/2020	C/C	MEMO -MEDINA CITY SCHOOLS	1,949,549.72	
942498	04/24/2020	C/C	MEMO -MEDINA CITY SCHOOLS	1,994,379.75	
Total Checks Issued				\$ 7,212,290.57	

Date: 05/05/20
 Time: 2:19 pm

MEDINA CITY SCHOOL DISTRICT
 Appropriation Account Summary
 SORTED BY FUND-SCC

Page: 1
 (APPSUM)

FYTD Appropriated	Prior FY Carryover Encumbrances	FYTD Expendable	FYTD Actual Expenditures	MTD Actual Expenditures	Current Encumbrances	FYTD Unencumbered Balance	FYTD Percent Exp/Enc
*****TOTAL FOR FUND-SCC 001 0000 (GENERAL FUND):							
78,752,180.34	1,423,382.45	80,175,562.79	64,675,983.29	6,041,190.80	1,977,003.74	13,522,575.76	83.13
*****TOTAL FOR FUND-SCC 002 9000 (BOND RETIREMENT - NEW ELEM/SR HIGH):							
4,258,286.50	0.00	4,258,286.50	3,633,681.94	30,165.20	607,893.25	16,711.31	99.61
*****TOTAL FOR FUND-SCC 002 9012 (LOCAL SALES TAX RETIREMENT OF COPS):							
1,740,087.50	0.00	1,740,087.50	1,290,750.49	0.00	445,493.75	3,843.26	99.78
*****TOTAL FOR FUND-SCC 002 9014 (CONSOLIDATION - ENERGY & TRANSP NOTES):							
341,350.00	0.00	341,350.00	341,349.98	13,543.75	0.00	0.02	100.00
*****TOTAL FOR FUND-SCC 003 0000 (PERMANENT IMPROVEMENT FUND):							
125,994.61	0.00	125,994.61	0.00	0.00	0.00	125,994.61	0.00
*****TOTAL FOR FUND-SCC 003 9000 (PERMANENT IMPROVEMENT FUND):							
8,601.14	0.00	8,601.14	0.00	0.00	0.00	8,601.14	0.00
*****TOTAL FOR FUND-SCC 003 9001 (MEDINA CITY REC CENTER-PERMANENT IMPROV.):							
665,140.00	32,934.10	698,074.10	280,968.70	4,515.52	9,209.88	407,895.52	41.57
*****TOTAL FOR FUND-SCC 006 0000 (LUNCHROOM FUND):							
2,644,131.00	1,816.27	2,645,947.27	1,919,109.62	126,396.34	108,757.48	618,080.17	76.64
*****TOTAL FOR FUND-SCC 007 9004 (COLLINS SCHOLARSHIP/POST-GRADUATE):							
20,000.00	0.00	20,000.00	0.00	0.00	18,000.00	2,000.00	90.00
*****TOTAL FOR FUND-SCC 007 9111 (CHARLES STANGEL SCHOLARSHIP FUND):							
500.00	0.00	500.00	0.00	0.00	0.00	500.00	0.00

Date: 05/05/20
 Time: 2:19 pm

MEDINA CITY SCHOOL DISTRICT
 Appropriation Account Summary
 SORTED BY FUND-SCC

Page: 2
 (APPSUM)

FYTD Appropriated	Prior FY Carryover Encumbrances	FYTD Expendable	FYTD Actual Expenditures	MTD Actual Expenditures	Current Encumbrances	FYTD Unencumbered Balance	FYTD Percent Exp/Enc
*****TOTAL FOR FUND-SCC 007 9333 (RIOS STUDENT LEADER SCHOLAR.):							
5,000.00	0.00	5,000.00	0.00	0.00	4,898.06	101.94	97.96
=====							
*****TOTAL FOR FUND-SCC 008 9002 (KANEHL MUSIC TRUST):							
250.00	0.00	250.00	0.00	0.00	250.00	0.00	100.00
=====							
*****TOTAL FOR FUND-SCC 008 9003 (RICHARD HOFFMAN COLLINS MEMORIAL SCHOLARSHIP):							
40,000.00	0.00	40,000.00	0.00	0.00	40,000.00	0.00	100.00
=====							
*****TOTAL FOR FUND-SCC 008 9112 (ELAINE BUSHMAN FUND):							
500.00	0.00	500.00	0.00	0.00	500.00	0.00	100.00
=====							
*****TOTAL FOR FUND-SCC 009 9000 (STAR):							
30,475.00	0.00	30,475.00	0.00	0.00	0.00	30,475.00	0.00
=====							
*****TOTAL FOR FUND-SCC 009 9110 (UNIFORM SUPPLIES GARFIELD):							
7,218.00	0.00	7,218.00	4,963.42	162.28	1,600.00	654.58	90.93
=====							
*****TOTAL FOR FUND-SCC 009 9120 (UNIFORM SUPPLIES - CANAVAN):							
11,384.00	1,775.98	13,159.98	8,302.38	0.00	0.00	4,857.60	63.09
=====							
*****TOTAL FOR FUND-SCC 009 9130 (UNIFORM SUPPLIES - FENN):							
15,814.08	157.30	15,971.38	14,959.80	0.00	687.80	323.78	97.97
=====							
*****TOTAL FOR FUND-SCC 009 9140 (UNIFORM SUPPLIES - HERITAGE):							
10,542.00	0.00	10,542.00	7,240.54	0.00	0.00	3,301.46	68.68
=====							
*****TOTAL FOR FUND-SCC 009 9160 (UNIFORM SUPPLIES - BLAKE):							
14,282.00	123.85	14,405.85	11,385.20	399.32	750.00	2,270.65	84.24
=====							

Date: 05/05/20
 Time: 2:19 pm

MEDINA CITY SCHOOL DISTRICT
 Appropriation Account Summary
 SORTED BY FUND-SCC

FYTD Appropriated	Prior FY Carryover Encumbrances	FYTD Expendable	FYTD Actual Expenditures	MTD Actual Expenditures	Current Encumbrances	FYTD Unencumbered Balance	FYTD Percent Exp/Enc
*****TOTAL FOR FUND-SCC 009 9170 (UNIFORM SUPPLIES - RALPH WAITE ELEMENTARY):							
14,814.00	0.00	14,814.00	10,902.60	0.00	88.42	3,822.98	74.19
=====							
*****TOTAL FOR FUND-SCC 009 9180 (UNIFORM SUPPLIES - ELIZA NORTHROP ELEMENTARY):							
13,576.00	0.00	13,576.00	11,142.89	0.00	0.00	2,433.11	82.08
=====							
*****TOTAL FOR FUND-SCC 009 9200 (UNIFORM SUPPLIES - CLAGGETT MIDDLE SCHOOL):							
33,651.50	0.00	33,651.50	28,836.17	498.00	6,038.50	1,223.17	103.63
=====							
*****TOTAL FOR FUND-SCC 009 9210 (UNIFORM SUPPLIES - A.I. ROOT MIDDLE SCHOOL):							
27,453.50	133.90	27,587.40	24,693.35	232.04	413.49	2,480.56	91.01
=====							
*****TOTAL FOR FUND-SCC 009 9300 (UNIFORM SUPPLIES - SENIOR HIGH SCHOOL):							
198,900.00	1,273.75	200,173.75	85,976.25	6,464.24	85,371.76	28,825.74	85.60
=====							
*****TOTAL FOR FUND-SCC 014 9016 (MEDINA CNTY JUV DET CNTR):							
342,574.39	0.00	342,574.39	300,319.66	23,303.29	0.00	42,254.73	87.67
=====							
*****TOTAL FOR FUND-SCC 014 9111 (CFIT FY11):							
5,550.01	0.00	5,550.01	5,550.01	0.00	0.00	0.00	100.00
=====							
*****TOTAL FOR FUND-SCC 014 9116 (EVOLVE):							
1,041,483.00	3,034.69	1,044,517.69	850,761.71	93,441.84	59,705.79	134,050.19	87.17
=====							
*****TOTAL FOR FUND-SCC 016 0000 (EMERGENCY LEVY):							
5,364,066.23	32,071.27	5,396,137.50	4,487,231.24	380,508.33	147,286.80	761,619.46	85.89
=====							
*****TOTAL FOR FUND-SCC 018 9000 (PUBLIC SCHOOL SUPPORT - SUPERINTENDENT):							
16.70	0.00	16.70	0.00	0.00	0.00	16.70	0.00
=====							

Date: 05/05/20
 Time: 2:19 pm

MEDINA CITY SCHOOL DISTRICT
 Appropriation Account Summary
 SORTED BY FUND-SCC

FYTD Appropriated	Prior FY Carryover Encumbrances	FYTD Expendable	FYTD Actual Expenditures	MTD Actual Expenditures	Current Encumbrances	FYTD Unencumbered Balance	FYTD Percent Exp/Enc
*****TOTAL FOR FUND-SCC 018 9110 (PRINCIPAL'S FUND - GARFIELD):							
15,600.00	290.92	15,890.92	5,346.78	116.11	2,750.00	7,794.14	50.95
=====							
*****TOTAL FOR FUND-SCC 018 9113 (GARFIELD MEDIA CENTER):							
3,500.00	0.00	3,500.00	1,092.17	0.00	0.00	2,407.83	31.20
=====							
*****TOTAL FOR FUND-SCC 018 9120 (PRINCIPAL - CANAVAN):							
16,820.00	1,138.38	17,958.38	4,354.65	32.97	4,616.00	8,987.73	49.95
=====							
*****TOTAL FOR FUND-SCC 018 9123 (BOOK FAIR - CANAVAN):							
8,000.00	433.42	8,433.42	5,210.83	0.00	3,222.59	0.00	100.00
=====							
*****TOTAL FOR FUND-SCC 018 9130 (PRINCIPAL - FENN):							
29,450.00	0.00	29,450.00	11,603.05	336.83	4,005.08	13,841.87	53.00
=====							
*****TOTAL FOR FUND-SCC 018 9132 (FENN SCHOOL STORE):							
1,000.00	0.00	1,000.00	0.00	0.00	0.00	1,000.00	0.00
=====							
*****TOTAL FOR FUND-SCC 018 9133 (BOOK FAIR - FENN):							
250.00	0.00	250.00	0.00	0.00	0.00	250.00	0.00
=====							
*****TOTAL FOR FUND-SCC 018 9135 (MEDINA SKI TEAM - DISTRICTWIDE):							
10,500.00	0.00	10,500.00	10,176.67	0.00	0.00	323.33	96.92
=====							
*****TOTAL FOR FUND-SCC 018 9140 (PRINCIPAL'S FUND - HERITAGE):							
20,850.00	649.49	21,499.49	5,670.37	242.59	1,984.96	13,844.16	35.61
=====							
*****TOTAL FOR FUND-SCC 018 9143 (HERITAGE MEDIA CENTER):							
6,000.00	0.00	6,000.00	5,997.06	0.00	0.00	2.94	99.95
=====							

Date: 05/05/20
 Time: 2:19 pm

MEDINA CITY SCHOOL DISTRICT
 Appropriation Account Summary
 SORTED BY FUND-SCC

FYTD Appropriated	Prior FY Carryover Encumbrances	FYTD Expendable	FYTD Actual Expenditures	MTD Actual Expenditures	Current Encumbrances	FYTD Unencumbered Balance	FYTD Percent Exp/Enc
*****TOTAL FOR FUND-SCC 018 9160 (PRINCIPAL'S FUND - H G BLAKE):							
23,250.00	112.29	23,362.29	11,039.43	0.00	170.00	12,152.86	47.98
=====							
*****TOTAL FOR FUND-SCC 018 9161 (PBIS - BLAKE):							
7,300.00	0.00	7,300.00	1,666.06	0.00	0.00	5,633.94	22.82
=====							
*****TOTAL FOR FUND-SCC 018 9163 (BLAKE MEDIA CENTER):							
10,000.00	0.00	10,000.00	5,106.05	0.00	0.00	4,893.95	51.06
=====							
*****TOTAL FOR FUND-SCC 018 9170 (PRINCIPALS FUND - RALPH WAITE ELEMENTARY):							
31,063.65	40.98	31,104.63	8,304.38	53.79-	952.45	21,847.80	29.76
=====							
*****TOTAL FOR FUND-SCC 018 9171 (WAITE SCHOOL STORE):							
50.00	0.00	50.00	0.00	0.00	0.00	50.00	0.00
=====							
*****TOTAL FOR FUND-SCC 018 9173 (MEDIA CENTER RALPH WAITE ELEMENTARY):							
10,000.00	0.00	10,000.00	5,090.79	0.00	0.00	4,909.21	50.91
=====							
*****TOTAL FOR FUND-SCC 018 9180 (PRINCIPALS FUND ELIZA NORTHROP ELEMENTARY):							
24,375.00	3,478.49	27,853.49	8,176.41	0.00	2,037.08	17,640.00	36.67
=====							
*****TOTAL FOR FUND-SCC 018 9183 (MEDIA CENTER ELIZA NORTHROP ELEMENTARY):							
5,200.00	0.00	5,200.00	4,778.84	0.00	0.00	421.16	91.90
=====							
*****TOTAL FOR FUND-SCC 018 9200 (PRINCIPAL'S FUND - CLAGGETT M.S.):							
32,000.00	867.34	32,867.34	22,279.01	4,431.00	1,987.63	8,600.70	73.83
=====							
*****TOTAL FOR FUND-SCC 018 9203 (CLAGGETT M.S. MEDIA CENTER):							
3,200.00	0.00	3,200.00	3,016.24	0.00	50.00	133.76	95.82
=====							

Date: 05/05/20
 Time: 2:19 pm

MEDINA CITY SCHOOL DISTRICT
 Appropriation Account Summary
 SORTED BY FUND-SCC

FYTD Appropriated	Prior FY Carryover Encumbrances	FYTD Expendable	FYTD Actual Expenditures	MTD Actual Expenditures	Current Encumbrances	FYTD Unencumbered Balance	FYTD Percent Exp/Enc
*****TOTAL FOR FUND-SCC 018 9210 (PRINCIPAL'S FUND - ROOT M.S.):							
30,400.00	4,101.58	34,501.58	10,643.16	119.37	4,836.35	19,022.07	44.87
=====							
*****TOTAL FOR FUND-SCC 018 9211 (ROOT M.S. MEDIA CENTER):							
5,100.00	0.00	5,100.00	2,807.13	0.00	198.95	2,093.92	58.94
=====							
*****TOTAL FOR FUND-SCC 018 9300 (PRINCIPAL'S FUND - SENIOR HIGH):							
45,140.00	511.00	45,651.00	22,287.88	4,212.48	18,378.40	4,984.72	89.08
=====							
*****TOTAL FOR FUND-SCC 018 9303 (PERFORMING ARTS):							
44,650.00	8,570.45	53,220.45	26,560.93	697.06	11,030.20	15,629.32	70.63
=====							
*****TOTAL FOR FUND-SCC 018 9304 (BUZZ):							
14,400.00	1,778.65	16,178.65	8,385.25	319.40	5,912.44	1,880.96	88.37
=====							
*****TOTAL FOR FUND-SCC 018 9306 (FEED THE BEES):							
3,985.00	17.52	4,002.52	766.78	198.77	515.43	2,720.31	32.04
=====							
*****TOTAL FOR FUND-SCC 018 9900 (INSERVICE - CENTRAL):							
3,702.01	0.00	3,702.01	0.00	0.00	0.00	3,702.01	0.00
=====							
*****TOTAL FOR FUND-SCC 018 9901 (PUBLIC SCHOOL SUPPORT - INSTRUCTION DEPT.):							
0.00	920.75	920.75	508.91	0.00	0.00	411.84	55.27
=====							
*****TOTAL FOR FUND-SCC 018 9902 (INSERVICE - SUPERINTENDENT):							
24,720.92	0.00	24,720.92	13,496.40	0.00	0.00	11,224.52	54.60
=====							
*****TOTAL FOR FUND-SCC 018 9903 (BOARD/STUDENT DEVELOPMENT):							
2,800.00	0.00	2,800.00	0.00	0.00	0.00	2,800.00	0.00
=====							

Date: 05/05/20
 Time: 2:19 pm

MEDINA CITY SCHOOL DISTRICT
 Appropriation Account Summary
 SORTED BY FUND-SCC

Page: 7
 (APPSUM)

FYTD Appropriated	Prior FY Carryover Encumbrances	FYTD Expendable	FYTD Actual Expenditures	MTD Actual Expenditures	Current Encumbrances	FYTD Unencumbered Balance	FYTD Percent Exp/Enc
*****TOTAL FOR FUND-SCC 018 9904 (WELLNESS FUND):							
502.00	0.00	502.00	0.00	0.00	0.00	502.00	0.00
*****TOTAL FOR FUND-SCC 018 9906 (COMMUNICATIONS - PUBLIC SCHOOL SUPPORT):							
3,000.00	0.00	3,000.00	1,460.37	0.00	0.00	1,539.63	48.68
*****TOTAL FOR FUND-SCC 018 9907 (STEAM - SUMMER ENRICHMENT):							
6,500.52	693.00	7,193.52	7,193.52	0.00	0.00	0.00	100.00
*****TOTAL FOR FUND-SCC 018 9914 (END OF YEAR):							
2,500.00	0.00	2,500.00	0.00	0.00	0.00	2,500.00	0.00
*****TOTAL FOR FUND-SCC 018 9915 (BIKE TO SCHOOL):							
2,500.00	0.00	2,500.00	0.00	0.00	0.00	2,500.00	0.00
*****TOTAL FOR FUND-SCC 018 9916 (SPIRIT NIGHT):							
3,500.00	0.00	3,500.00	2,194.50	0.00	0.00	1,305.50	62.70
*****TOTAL FOR FUND-SCC 018 9918 (FAMILY FIRST):							
1,500.00	0.00	1,500.00	0.00	0.00	0.00	1,500.00	0.00
*****TOTAL FOR FUND-SCC 018 9919 (STUDENT ART SHOW):							
500.00	0.00	500.00	512.46	0.00	0.00	12.46	102.49
*****TOTAL FOR FUND-SCC 018 9920 (TRSP FUND):							
500.00	0.00	500.00	255.76	0.00	244.24	0.00	100.00
*****TOTAL FOR FUND-SCC 018 9930 (Resource Connection):							
1,500.00	0.00	1,500.00	0.00	0.00	0.00	1,500.00	0.00

Date: 05/05/20
 Time: 2:19 pm

MEDINA CITY SCHOOL DISTRICT
 Appropriation Account Summary
 SORTED BY FUND-SCC

Page: 8
 (APPSUM)

FYTD Appropriated	Prior FY Carryover Encumbrances	FYTD Expendable	FYTD Actual Expenditures	MTD Actual Expenditures	Current Encumbrances	FYTD Unencumbered Balance	FYTD Percent Exp/Enc
*****TOTAL FOR FUND-SCC 019 9000 (ADAMH GRANT):							
6,504.00	0.00	6,504.00	5,152.00	0.00	193.00	1,159.00	82.18
=====							
*****TOTAL FOR FUND-SCC 019 9001 (ADAMH HOPE GRANT):							
17,000.00	0.00	17,000.00	17,000.00	0.00	0.00	0.00	100.00
=====							
*****TOTAL FOR FUND-SCC 019 9920 (MARTHA HOLDEN JENNINGS SUPPORTING STUGGLING):							
1,000.00	0.00	1,000.00	0.00	0.00	0.00	1,000.00	0.00
=====							
*****TOTAL FOR FUND-SCC 020 9001 (TRANSPORTATION ENTERPRISE):							
10,000.00	1,765.09	11,765.09	4,549.24	0.00	1,246.91	5,968.94	49.27
=====							
*****TOTAL FOR FUND-SCC 022 9000 (Unclaimed funds):							
10,000.00	3,692.30	13,692.30	1,767.95	0.00	3,232.05	8,692.30	36.52
=====							
*****TOTAL FOR FUND-SCC 022 9300 (OH HIGH SCHOOL ATH ASSOC FUND):							
30,000.00	0.00	30,000.00	33,070.02	0.00	5,289.60	8,359.62-	127.87
=====							
*****TOTAL FOR FUND-SCC 024 9001 (MEDICAL AND DRUG/SELF INSURANCE FUNDS):							
8,231,000.00	171,203.21	8,402,203.21	7,902,985.51	612,333.38	2,761,777.85	2,262,560.15-	126.93
=====							
*****TOTAL FOR FUND-SCC 024 9002 (DENTAL SELF INSURANCE FUNDS):							
705,000.00	0.00	705,000.00	462,191.81	25,769.55	144,230.45	98,577.74	86.02
=====							
*****TOTAL FOR FUND-SCC 024 9094 (FLEX PRO):							
215,363.00	0.00	215,363.00	188,278.61	13,117.02	12,576.56	14,507.83	93.26
=====							
*****TOTAL FOR FUND-SCC 027 0000 (WORKMANS COMP.-SELF INS):							
251,000.00	14,991.16	265,991.16	171,138.14	8,365.94	47,232.07	47,620.95	82.10
=====							

Date: 05/05/20
 Time: 2:19 pm

MEDINA CITY SCHOOL DISTRICT
 Appropriation Account Summary
 SORTED BY FUND-SCC

FYTD Appropriated	Prior FY Carryover Encumbrances	FYTD Expendable	FYTD Actual Expenditures	MTD Actual Expenditures	Current Encumbrances	FYTD Unencumbered Balance	FYTD Percent Exp/Enc
*****TOTAL FOR FUND-SCC 071 9013 (LOCAL SALES TAX PERMANENT IMPROVEMENTS):							
4,073,687.50	347,094.27	4,420,781.77	2,458,468.35	11,947.44	882,240.72	1,080,072.70	75.57
=====							
*****TOTAL FOR FUND-SCC 200 9110 (GARFIELD STUDENT COUNCIL/K-KIDS CLUB):							
699.64	0.00	699.64	35.47	0.00	100.00	564.17	19.36
=====							
*****TOTAL FOR FUND-SCC 200 9111 (GARFIELD CHESS CLUB):							
200.00	0.00	200.00	0.00	0.00	0.00	200.00	0.00
=====							
*****TOTAL FOR FUND-SCC 200 9121 (ELLA CANAVAN STUDENT COUNCIL):							
390.00	0.00	390.00	107.41	0.00	0.00	282.59	27.54
=====							
*****TOTAL FOR FUND-SCC 200 9185 (K-KIDS KIWANIS ACTIVITY CLUB-NORTHROP):							
2,500.00	0.00	2,500.00	197.50	0.00	0.00	2,302.50	7.90
=====							
*****TOTAL FOR FUND-SCC 200 9202 (CLAGGETT MIDDLE SCH. STUDENT COUNCIL):							
5,000.00	0.00	5,000.00	2,864.31	0.00	0.00	2,135.69	57.29
=====							
*****TOTAL FOR FUND-SCC 200 9205 (CLAGGETT MIDDLE SCH. BUILDERS CLUB):							
250.00	0.00	250.00	29.55	0.00	0.00	220.45	11.82
=====							
*****TOTAL FOR FUND-SCC 200 9209 (CLAGGETT MIDDLE SCHOOL DRAMA CLUB):							
5,500.00	0.00	5,500.00	5,594.64	1,124.16	138.88	233.52	104.25
=====							
*****TOTAL FOR FUND-SCC 200 9253 (BUILDERS' CLUB - ROOT M.S.):							
1,500.00	183.56	1,683.56	121.65	0.00	0.00	1,561.91	7.23
=====							
*****TOTAL FOR FUND-SCC 200 9254 (HONORS ACADEMY - ROOT):							
4,000.00	267.07	4,267.07	1,247.57	0.00	0.00	3,019.50	29.24
=====							

Date: 05/05/20
 Time: 2:19 pm

MEDINA CITY SCHOOL DISTRICT
 Appropriation Account Summary
 SORTED BY FUND-SCC

Page: 10
 (APPSUM)

FYTD Appropriated	Prior FY Carryover Encumbrances	FYTD Expendable	FYTD Actual Expenditures	MTD Actual Expenditures	Current Encumbrances	FYTD Unencumbered Balance	FYTD Percent Exp/Enc
*****TOTAL FOR FUND-SCC 200 9256 (DRAMA CLUB - ROOT M.S.):							
3,750.00	0.00	3,750.00	1,358.06	0.00	0.00	2,391.94	36.21
=====							
*****TOTAL FOR FUND-SCC 200 9258 (STUDENT COUNCIL - ROOT M.S.):							
2,250.00	4.52	2,254.52	1,089.99	0.00	918.59	245.94	89.09
=====							
*****TOTAL FOR FUND-SCC 200 9302 (ART CLUB):							
800.00	0.00	800.00	0.00	0.00	800.00	0.00	100.00
=====							
*****TOTAL FOR FUND-SCC 200 9303 (CULTURAL EXPLORATION):							
60.00	0.00	60.00	0.00	0.00	60.00	0.00	100.00
=====							
*****TOTAL FOR FUND-SCC 200 9305 (CHEMCLUB):							
1,516.26	0.00	1,516.26	0.00	0.00	0.00	1,516.26	0.00
=====							
*****TOTAL FOR FUND-SCC 200 9307 (CHOIR):							
52,000.00	0.00	52,000.00	23,594.58	1,235.99	27,088.01	1,317.41	97.47
=====							
*****TOTAL FOR FUND-SCC 200 9309 (IMPROV CLUB):							
4,300.00	0.00	4,300.00	0.00	0.00	2,300.00	2,000.00	53.49
=====							
*****TOTAL FOR FUND-SCC 200 9312 (DRAMA CLUB):							
20,500.00	0.00	20,500.00	6,667.73	879.73	10,365.88	3,466.39	83.09
=====							
*****TOTAL FOR FUND-SCC 200 9314 (MEDINA OUTDOORS CLUB):							
450.00	0.00	450.00	173.80	0.00	0.00	276.20	38.62
=====							
*****TOTAL FOR FUND-SCC 200 9315 (FELLOWSHIP OF CHRISTIAN ATHLETES):							
325.00	0.00	325.00	0.00	0.00	325.00	0.00	100.00
=====							

Date: 05/05/20
 Time: 2:19 pm

MEDINA CITY SCHOOL DISTRICT
 Appropriation Account Summary
 SORTED BY FUND-SCC

Page: 11
 (APPSUM)

FYTD Appropriated	Prior FY Carryover Encumbrances	FYTD Expendable	FYTD Actual Expenditures	MTD Actual Expenditures	Current Encumbrances	FYTD Unencumbered Balance	FYTD Percent Exp/Enc
*****TOTAL FOR FUND-SCC 200 9318 (GIRLS LEADERSHIP CLUB):							
2,000.00	0.00	2,000.00	604.96	0.00	1,395.04	0.00	100.00
=====							
*****TOTAL FOR FUND-SCC 200 9321 (KEY CLUB):							
10,000.00	0.00	10,000.00	2,329.28	0.00	7,670.72	0.00	100.00
=====							
*****TOTAL FOR FUND-SCC 200 9323 (MEDINAMITE):							
2,000.00	0.00	2,000.00	320.17	0.00	1,679.83	0.00	100.00
=====							
*****TOTAL FOR FUND-SCC 200 9324 (MEDINIAN):							
11,000.00	0.00	11,000.00	6,494.63	0.00	4,500.00	5.37	99.95
=====							
*****TOTAL FOR FUND-SCC 200 9325 (MHS BAND):							
26,000.00	16,169.43	42,169.43	19,804.36	0.00	7,076.46	15,288.61	63.74
=====							
*****TOTAL FOR FUND-SCC 200 9326 (NATIONAL HONOR SOCIETY):							
3,500.00	0.00	3,500.00	1,482.43	385.00	0.00	2,017.57	42.36
=====							
*****TOTAL FOR FUND-SCC 200 9327 (ORCHESTRA):							
3,000.00	0.00	3,000.00	333.10	0.00	2,666.90	0.00	100.00
=====							
*****TOTAL FOR FUND-SCC 200 9330 (SCIENCE OLYMPIAD CLUB):							
6,120.00	0.00	6,120.00	2,234.95	0.00	3,844.49	40.56	99.34
=====							
*****TOTAL FOR FUND-SCC 200 9332 (SPANISH CLUB):							
5,280.00	0.00	5,280.00	4,515.64	0.00	0.00	764.36	85.52
=====							
*****TOTAL FOR FUND-SCC 200 9333 (STUDENT COUNCIL):							
40,000.00	0.00	40,000.00	25,608.54	335.87-	13,433.10	958.36	97.60
=====							

Date: 05/05/20
 Time: 2:19 pm

MEDINA CITY SCHOOL DISTRICT
 Appropriation Account Summary
 SORTED BY FUND-SCC

Page: 12
 (APPSUM)

FYTD Appropriated	Prior FY Carryover Encumbrances	FYTD Expendable	FYTD Actual Expenditures	MTD Actual Expenditures	Current Encumbrances	FYTD Unencumbered Balance	FYTD Percent Exp/Enc
*****TOTAL FOR FUND-SCC 200 9335 (LATIN CLUB):							
6,000.00	0.00	6,000.00	24.50-	2,562.50-	3,205.00	2,819.50	53.01
=====							
*****TOTAL FOR FUND-SCC 200 9337 (AMERICAN SIGN LANGUAGE CLUB):							
150.00	0.00	150.00	0.00	0.00	150.00	0.00	100.00
=====							
*****TOTAL FOR FUND-SCC 200 9339 (SPEECH/DEBATE CLUB):							
29,000.00	17,017.44	46,017.44	18,183.22	0.00	12,359.00	15,475.22	66.37
=====							
*****TOTAL FOR FUND-SCC 200 9340 (STUDENT'S H.O.P.E.):							
2,400.00	0.00	2,400.00	1,138.60	300.00	0.00	1,261.40	47.44
=====							
*****TOTAL FOR FUND-SCC 200 9346 (PENGUIN BOWL/NOSB):							
400.00	0.00	400.00	350.00	0.00	0.00	50.00	87.50
=====							
*****TOTAL FOR FUND-SCC 200 9350 (TECHNOLOGY CLUB):							
1,800.00	0.00	1,800.00	1,748.51	0.00	51.49	0.00	100.00
=====							
*****TOTAL FOR FUND-SCC 200 9352 (VIDEO CLUB - SR HI):							
6,000.00	5,725.45	11,725.45	3,353.27	146.42	5,708.24	2,663.94	77.28
=====							
*****TOTAL FOR FUND-SCC 200 9353 (CHINESE CLUB):							
100.00	100.00	200.00	0.00	0.00	100.00	100.00	50.00
=====							
*****TOTAL FOR FUND-SCC 200 9355 (GENDER AND SEXUALITY ALLIANCE):							
800.00	0.00	800.00	219.14	0.00	544.88	35.98	95.50
=====							
*****TOTAL FOR FUND-SCC 200 9380 (V O F T):							
8,000.00	0.00	8,000.00	3,610.00	0.00	0.00	4,390.00	45.13
=====							

Date: 05/05/20
 Time: 2:19 pm

MEDINA CITY SCHOOL DISTRICT
 Appropriation Account Summary
 SORTED BY FUND-SCC

FYTD Appropriated	Prior FY Carryover Encumbrances	FYTD Expendable	FYTD Actual Expenditures	MTD Actual Expenditures	Current Encumbrances	FYTD Unencumbered Balance	FYTD Percent Exp/Enc
*****TOTAL FOR FUND-SCC 200 9419 (CLASS OF 2019):							
3,253.33	0.00	3,253.33	1,005.78	0.00	2,247.55	0.00	100.00
=====							
*****TOTAL FOR FUND-SCC 200 9420 (CLASS OF 2020):							
13,497.68	6,773.64	20,271.32	3,036.49	0.00	11,020.13	6,214.70	69.34
=====							
*****TOTAL FOR FUND-SCC 200 9421 (CLASS OF 2021):							
45,000.00	0.00	45,000.00	10,763.49	1,155.31	33,805.45	431.06	99.04
=====							
*****TOTAL FOR FUND-SCC 200 9422 (CLASS OF 2022):							
4,900.00	0.00	4,900.00	1,800.00	0.00	0.00	3,100.00	36.73
=====							
*****TOTAL FOR FUND-SCC 200 9423 (CLASS OF 2023):							
1,900.00	0.00	1,900.00	1,800.00	0.00	0.00	100.00	94.74
=====							
*****TOTAL FOR FUND-SCC 300 0000 (ATHLETIC FUND):							
401,200.00	21,201.51	422,401.51	268,389.83	5,538.98	57,355.86	96,655.82	77.12
=====							
*****TOTAL FOR FUND-SCC 300 9110 (GARFIELD FIELD TRIPS):							
10,000.00	366.34	10,366.34	1,088.96-	150.00-	2,500.00	8,955.30	13.61
=====							
*****TOTAL FOR FUND-SCC 300 9120 (CANAVAN FIELD TRIP):							
10,695.00	915.00	11,610.00	6,169.72	0.00	121.18	5,319.10	54.19
=====							
*****TOTAL FOR FUND-SCC 300 9130 (FENN FIELD TRIPS):							
10,000.00	0.00	10,000.00	6,269.37	0.00	0.00	3,730.63	62.69
=====							
*****TOTAL FOR FUND-SCC 300 9140 (HERITAGE FIELD TRIPS):							
7,500.00	61.00	7,561.00	4,705.00	0.00	0.00	2,856.00	62.23
=====							

Date: 05/05/20
 Time: 2:19 pm

MEDINA CITY SCHOOL DISTRICT
 Appropriation Account Summary
 SORTED BY FUND-SCC

Page: 14
 (APPSUM)

FYTD Appropriated	Prior FY Carryover Encumbrances	FYTD Expendable	FYTD Actual Expenditures	MTD Actual Expenditures	Current Encumbrances	FYTD Unencumbered Balance	FYTD Percent Exp/Enc
*****TOTAL FOR FUND-SCC 300 9160 (BLAKE FIELD TRIPS):							
11,000.00	396.00	11,396.00	1,147.00	0.00	0.00	10,249.00	10.06
=====							
*****TOTAL FOR FUND-SCC 300 9170 (WAITE FIELD TRIPS):							
30,000.00	0.00	30,000.00	8,531.20	0.00	935.00	20,533.80	31.55
=====							
*****TOTAL FOR FUND-SCC 300 9180 (NORTHROP FIELD TRIPS):							
10,000.00	1,500.00	11,500.00	9,263.73	50.00	0.00	2,236.27	80.55
=====							
*****TOTAL FOR FUND-SCC 300 9201 (CLAGGETT MIDDLE SCH. BAND FUND):							
38,000.00	5,960.00	43,960.00	9,408.06	0.00	28,080.35	6,471.59	85.28
=====							
*****TOTAL FOR FUND-SCC 300 9208 (CLAGGETT - 6TH GRADE TRIPS):							
111,500.00	0.00	111,500.00	103,788.00	0.00	0.00	7,712.00	93.08
=====							
*****TOTAL FOR FUND-SCC 300 9250 (ROOT M.S. BAND FUND):							
35,150.00	0.00	35,150.00	17,340.53	75.00	13,308.13	4,501.34	87.19
=====							
*****TOTAL FOR FUND-SCC 300 9253 (ROOT M.S. BEEHIVE):							
850.00	0.00	850.00	253.55	0.00	0.00	596.45	29.83
=====							
*****TOTAL FOR FUND-SCC 300 9258 (ROOT - DISTRICT SUPERVISED ACTIVITIES):							
159,495.00	0.00	159,495.00	123,722.60	0.00	0.00	35,772.40	77.57
=====							
*****TOTAL FOR FUND-SCC 300 9301 (BOWLING CLUB):							
4,000.00	0.00	4,000.00	0.00	0.00	4,000.00	0.00	100.00
=====							
*****TOTAL FOR FUND-SCC 300 9302 (MENS VOLLEYBALL):							
7,600.00	0.00	7,600.00	573.00-	0.00	0.00	8,173.00	7.54-
=====							

Date: 05/05/20
 Time: 2:19 pm

MEDINA CITY SCHOOL DISTRICT
 Appropriation Account Summary
 SORTED BY FUND-SCC

Page: 15
 (APPSUM)

FYTD Appropriated	Prior FY Carryover Encumbrances	FYTD Expendable	FYTD Actual Expenditures	MTD Actual Expenditures	Current Encumbrances	FYTD Unencumbered Balance	FYTD Percent Exp/Enc
*****TOTAL FOR FUND-SCC 300 9303 (HUDDLE/SHUDDLE):							
2,700.00	1,700.00	4,400.00	673.69	0.00	2,092.84	1,633.47	62.88
=====							
*****TOTAL FOR FUND-SCC 300 9304 (LINK CREW):							
5,250.00	0.00	5,250.00	1,351.19	0.00	3,898.81	0.00	100.00
=====							
*****TOTAL FOR FUND-SCC 300 9313 (MUSICAL):							
6,195.00	0.00	6,195.00	5,898.58	0.00	0.00	296.42	95.22
=====							
*****TOTAL FOR FUND-SCC 300 9334 (BEEHIVE CAFE):							
26,500.00	0.00	26,500.00	10,687.58	220.00	17,843.21	2,030.79	107.66
=====							
*****TOTAL FOR FUND-SCC 300 9410 (SPARKLE CHEERLEADING):							
8,850.00	0.00	8,850.00	1,464.70	0.00	5,035.30	2,350.00	73.45
=====							
*****TOTAL FOR FUND-SCC 401 9010 (AUXILIARY FUNDS/ST FRANCIS):							
375,079.04	0.00	375,079.04	222,546.10	18,611.23	52,869.88	99,663.06	73.43
=====							
*****TOTAL FOR FUND-SCC 401 9019 (AUXILIARY FUNDS/ST FRANCIS):							
27,709.87	51,073.24	78,783.11	78,783.11	0.00	0.00	0.00	100.00
=====							
*****TOTAL FOR FUND-SCC 401 9020 (AUX FUNDS NURTURY):							
14,781.44	0.00	14,781.44	1,209.00	0.00	1,484.75	12,087.69	18.22
=====							
*****TOTAL FOR FUND-SCC 401 9030 (AUX FUNDS MCA):							
190,311.04	0.00	190,311.04	136,561.49	7,090.29	19,334.85	34,414.70	81.92
=====							
*****TOTAL FOR FUND-SCC 401 9039 (AUX FUNDS MCA):							
523.66	18,012.09	18,535.75	18,535.75	0.00	0.00	0.00	100.00
=====							

Date: 05/05/20
 Time: 2:19 pm

MEDINA CITY SCHOOL DISTRICT
 Appropriation Account Summary
 SORTED BY FUND-SCC

FYTD Appropriated	Prior FY Carryover Encumbrances	FYTD Expendable	FYTD Actual Expenditures	MTD Actual Expenditures	Current Encumbrances	FYTD Unencumbered Balance	FYTD Percent Exp/Enc
*****TOTAL FOR FUND-SCC 401 9049 (AUX FUNDS KIDS COUNTRY):							
182.20	10,115.30	10,297.50	10,297.50	0.00	0.00	0.00	100.00
=====							
*****TOTAL FOR FUND-SCC 451 9010 (CONNECTIVITY):							
19,800.00	0.00	19,800.00	0.00	0.00	0.00	19,800.00	0.00
=====							
*****TOTAL FOR FUND-SCC 451 9019 (CONNECTIVITY):							
0.00	19,680.00	19,680.00	19,680.00	0.00	0.00	0.00	100.00
=====							
*****TOTAL FOR FUND-SCC 467 9020 (FOUNDATION - STUDENT WELLNESS AND SUCCESS):							
385,856.00	0.00	385,856.00	153,328.46	18,639.86	27.85	232,499.69	39.74
=====							
*****TOTAL FOR FUND-SCC 499 9019 (SCHOOL SAFETY):							
37,148.75	0.00	37,148.75	37,148.75	0.00	0.00	0.00	100.00
=====							
*****TOTAL FOR FUND-SCC 516 9019 (TITLE VI-B):							
371,430.56	6,410.04	377,840.60	279,082.33	0.00	0.00	98,758.27	73.86
=====							
*****TOTAL FOR FUND-SCC 516 9020 (TITLE VI-B):							
1,524,565.08	0.00	1,524,565.08	1,028,179.51	103,811.92	45,272.51	451,113.06	70.41
=====							
*****TOTAL FOR FUND-SCC 551 9120 (TITLE III LEP):							
9,119.36	0.00	9,119.36	0.00	0.00	4,440.00	4,679.36	48.69
=====							
*****TOTAL FOR FUND-SCC 572 9019 (TITLE I):							
200,082.08	302.23	200,384.31	111,652.64	0.00	0.00	88,731.67	55.72
=====							
*****TOTAL FOR FUND-SCC 572 9020 (TITLE I):							
574,888.09	0.00	574,888.09	381,833.39	46,332.78	1,400.00	191,654.70	66.66
=====							

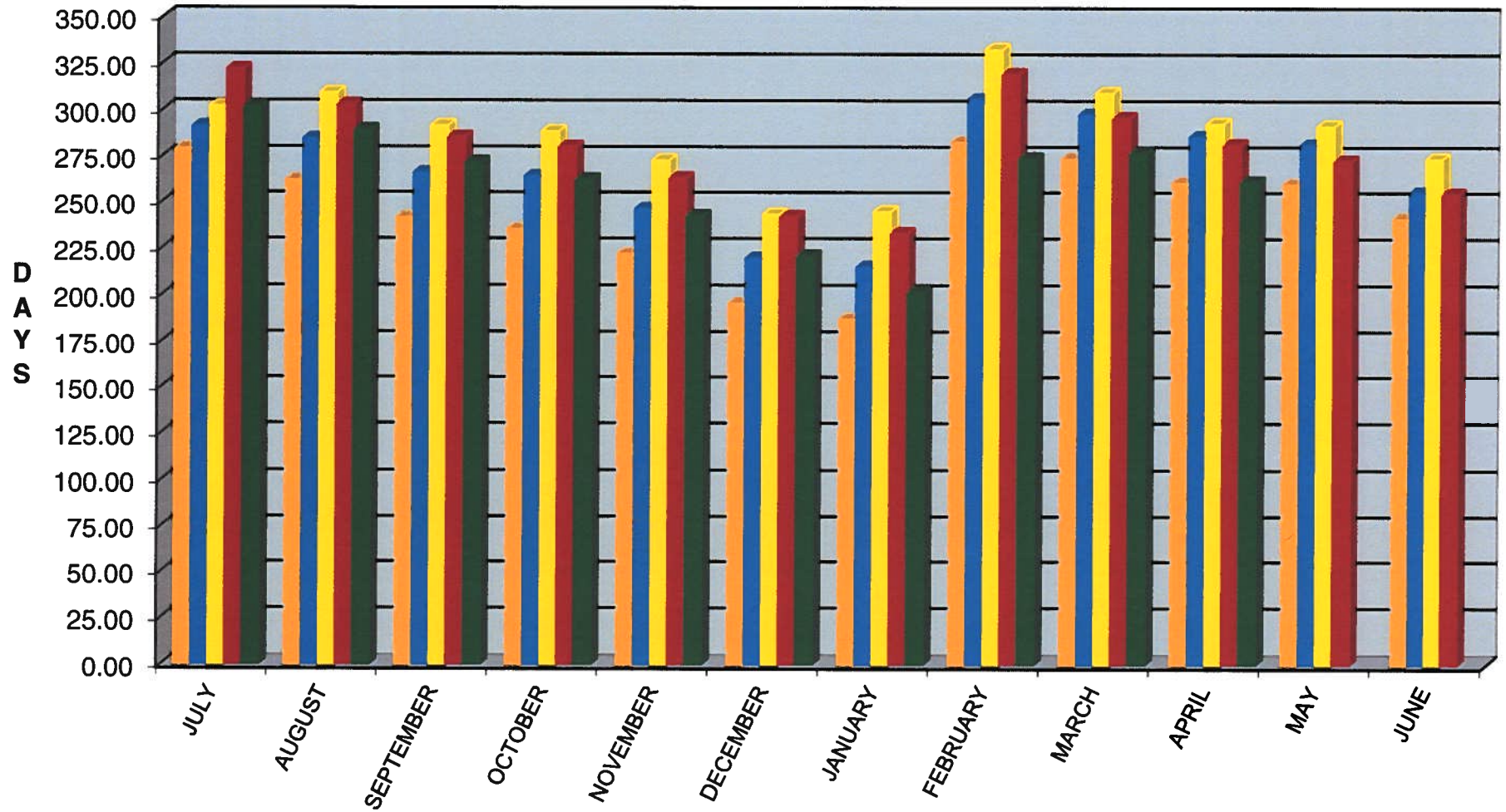
Date: 05/05/20
 Time: 2:19 pm

MEDINA CITY SCHOOL DISTRICT
 Appropriation Account Summary
 SORTED BY FUND-SCC

FYTD Appropriated	Prior FY Carryover Encumbrances	FYTD Expendable	FYTD Actual Expenditures	MTD Actual Expenditures	Current Encumbrances	FYTD Unencumbered Balance	FYTD Percent Exp/Enc
*****TOTAL FOR FUND-SCC 572 9119 (TITLE I-D):							
95,207.66	9,526.19	104,733.85	34,928.34	0.00	0.00	69,805.51	33.35
=====							
*****TOTAL FOR FUND-SCC 572 9120 (TITLE I-D):							
165,332.40	0.00	165,332.40	17,706.26	1,361.31	3,255.00	144,371.14	12.68
=====							
*****TOTAL FOR FUND-SCC 587 9019 (PRESCHOOL):							
5,382.83	131.48	5,514.31	5,381.09	0.00	0.00	133.22	97.58
=====							
*****TOTAL FOR FUND-SCC 587 9020 (PRESCHOOL):							
41,187.43	0.00	41,187.43	33,676.06	3,761.95	194.99	7,316.38	82.24
=====							
*****TOTAL FOR FUND-SCC 587 9120 (6B RESTORATION - PRESCHOOL RESTORATION):							
8,905.15	0.00	8,905.15	981.25	0.00	305.10	7,618.80	14.45
=====							
*****TOTAL FOR FUND-SCC 590 9019 (TITLE II-A):							
64,777.32	41,141.13	105,918.45	76,213.07	0.00	0.00	29,705.38	71.95
=====							
*****TOTAL FOR FUND-SCC 590 9020 (TITLE II-A):							
158,408.03	0.00	158,408.03	67,416.50	2,622.50	22,066.48	68,925.05	56.49
=====							
*****TOTAL FOR FUND-SCC 599 9019 (TITLE IV-A STUDENT SUPPORT AND ACADEMIC ENR):							
18,197.27	15,509.72	33,706.99	25,787.00	0.00	0.00	7,919.99	76.50
=====							
*****TOTAL FOR FUND-SCC 599 9020 (TITLE IV-A STUDENT SUPPORT AND ACADEMIC ENR):							
42,984.53	0.00	42,984.53	14,080.59	142.85	0.00	28,903.94	32.76
=====							
*****GRAND TOTALS:							
115,306,621.80	2,309,296.23	117,615,918.03	92,940,897.59	7,613,443.98	7,874,236.46	16,800,783.98	85.72
=====							

GENERAL FUND-TRUE DAYS CASH

Includes Emergency Levy



■ FY2016
 ■ FY2017
 ■ FY2018
 ■ FY2019
 ■ FY2020