

# Medina City Schools

## General Fund Analysis

July 31, 2020

	2020-2021 Original Estimate (1)	Y-T-D Actual July 2020 - June 2021 (2)	Percent	Variance (3)
Beginning Balance - July 1, 2020		54,676,370.23		0.00
General Fund	32,189,888.32			
Other Funds - Substitute Levy	22,486,481.91			
Revenue	<u>74,937,361.00</u>	<u>24,774,226.57</u>	<u>33.1%</u>	<u>50,163,134.43</u>
	<b>74,937,361.00</b>	<b>24,774,226.57</b>		<b>50,163,134.43</b>
Expenditures	85,875,970.00	8,569,790.42	10.0%	77,306,179.58
Encumbrance	851,800.00	2,873,821.84		-2,022,021.84
	<u><b>86,727,770.00</b></u>	<u><b>11,443,612.26</b></u>		<u><b>75,284,157.74</b></u>
Ending Balance - June 30, 2020	42,885,961.23	68,006,984.54		-25,121,023.31

Original Estimate revenue, expenditure and encumbrance taken from May 2020 five-year forecast

Includes May 2018 Substitute Levy

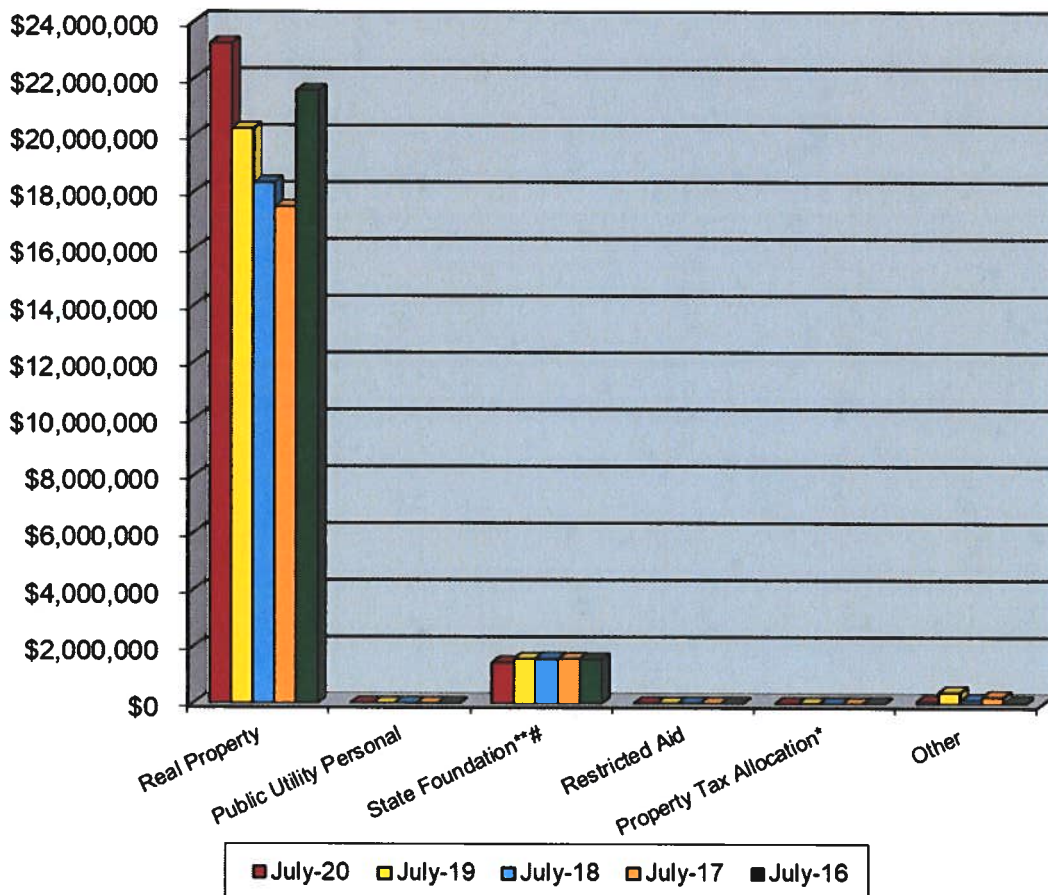
# **General Fund Summary**

July 2020

## **Revenues**

1. Real Property Taxes – Total Real Property Taxes received from the beginning of the fiscal year until July 31, 2020 is \$23,235,890.00. This is an increase of 14.8% above last year's taxes received at this time. \$23,235,890.00 was collected in July.
2. Public Utility Personal Property Taxes – Total Public Utility Personal Property Taxes received from the beginning of the fiscal year until July 31, 2020 is \$-0-. These monies are distributed upon settlement from the County Auditor. This amount is listed in a separate line for State and five-year forecasting purposes. \$-0- had been transferred in July.
3. State Foundation – State Foundation monies received from the State of Ohio from the beginning of the fiscal year until July 31, 2020 total \$1,438,676.69. This is a decrease of 8.3% below last year's foundation money received at this time. \$1,438,676.69 was collected in July.
4. Restricted Aid – Restricted Aid monies are for Career Tech funding and Economically Disadvantaged Students. We have added e-Rate funding as well because these funds are restrictive to technology. Monies received from the beginning of the fiscal year until July 31, 2020 total \$6,905.02. \$6,905.02 was collected in July.
5. Homestead and Rollback – Monies received from the State of Ohio from the beginning of the fiscal year until July 31, 2020 total \$-0-. Receipts are based upon the real property taxes collected and Homestead filings with the County Auditor. \$-0- was collected in July.
6. Other – Other monies received from the beginning of the fiscal year until July 31, 2020 total \$92,754.86. This is a decrease of 77.5% below last year at this time and is due to Tuition, Interest Earnings, Pay to Participate, Miscellaneous Revenues, Field Trips, Medicare Funding, Refund of Prior Year Expenditures, and Medicare Settlement funds. \$92,754.86 was collected in July.

## General Fund Revenue



	July-20	July-19	July-18	July-17	July-16
Real Property	\$23,235,890	\$20,231,630	\$18,332,240	\$17,479,850	\$21,566,540
Public Utility Personal	\$0	\$0	\$0	\$0	\$0
State Foundation**#	\$1,438,677	\$1,569,439	\$1,576,109	\$1,562,126	\$1,557,782
Restricted Aid	\$6,905	\$6,907	\$7,027	\$2,725	\$1,105
Property Tax Allocation*	\$0	\$0	\$0	\$0	\$0
Other	\$92,755	\$412,236	\$134,442	\$246,722	\$60,291
<b>Total</b>	<b>\$24,774,227</b>	<b>\$22,220,212</b>	<b>\$20,049,819</b>	<b>\$19,291,423</b>	<b>\$23,185,718</b>
State %	5.8%	7.1%	7.9%	8.1%	6.7%

\* Includes Homestead/Rollback, Tangible Personal Property Tax Fixed Rate Loss Reimbursement and Electric Deregulation.

\*\* Includes Casino Revenue in State Foundation beginning January 2013 and Economic Disadvantaged Funding in November 2013.

# Includes a one time Hold Harmless on TPP in May 2016

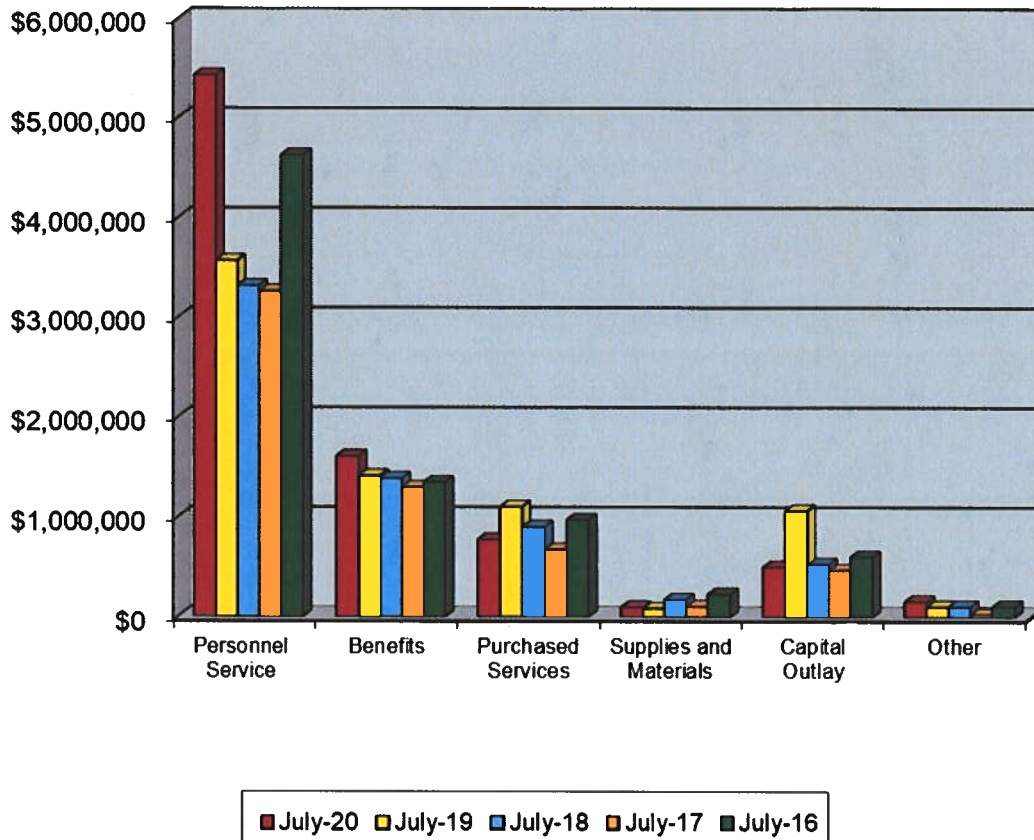
# **General Fund Summary**

July 2020

## **Expenditures**

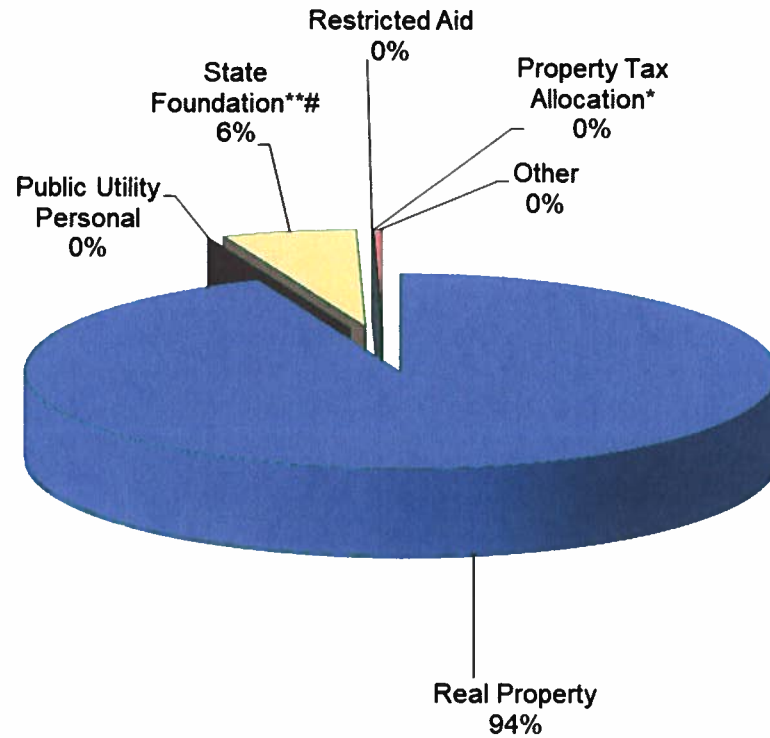
1. **Personnel Services**– The costs for personnel services for the School District from the beginning of the fiscal year until July 31, 2020 was \$5,429,704.25. This was an increase of 52.1% above last year at this time and is due to a third pay in the month. \$5,429,704.25 was spent in July.
2. **Benefits** – The cost for benefits for the School District from the beginning of the fiscal year until July 31, 2020 was \$1,610,019.77. This was an increase of 13.8% above last year at this time and is due to a third pay in the month. \$1,610,019.77 was spent in July.
3. **Purchased Services** – The cost for purchased services for the district from the beginning of the fiscal year until July 31, 2020 total \$775,453.34. This was a 29.7% decrease below last year at this time and is due to Legal Services, Contracted Services, Garbage Removal, Rentals, Travel/Meetings, Telephone, Electricity, Water/Sewer, Other Tuition, and Open Enrollment. \$775,453.34 was spent in July.
4. **Supplies and Materials** – The cost for supplies and materials for the district from the beginning of the fiscal year until July 31, 2020 total \$98,079.77. This was a 15.5% increase above last year at this time. General Supplies, Office Supplies, Textbooks, Media Books, Custodial/Maintenance Supplies, and Fuel account for this increase. \$98,079.77 was spent in July.
5. **Capital Outlay** – The cost for capital outlay for the district from the beginning of the fiscal year until July 31, 2020 total \$499,539.64. This was a 53.0% decrease below last year at this time and was mainly due to reductions in Capital Equipment and Capital Lease. \$499,539.64 was spent in July.
6. **Other** – The cost of other expenditures excluding transfers for the district was \$156,993.65 for the fiscal year until July 31, 2020. This was a 49.6% increase above last year at this time. \$156,993.65 was spent in July. Dues and Fees, Liability Insurance, and Awards/Prizes make up the majority of this increase.

## General Fund Expenditures

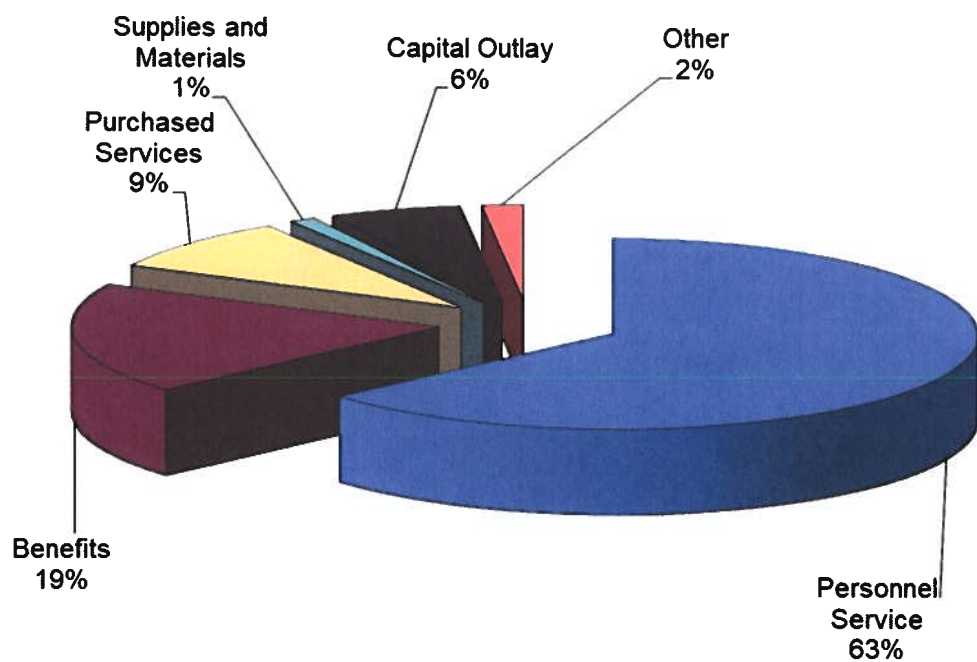


	July-20	July-19	July-18	July-17	July-16
Personnel Service	\$5,429,704	\$3,570,824	\$3,320,949	\$3,266,272	\$4,630,703
Benefits	\$1,610,020	\$1,415,320	\$1,387,732	\$1,301,016	\$1,347,041
Purchased Services	\$775,453	\$1,103,341	\$902,342	\$677,757	\$971,888
Supplies and Materials	\$98,080	\$84,946	\$173,415	\$105,312	\$228,367
Capital Outlay	\$499,540	\$1,063,444	\$529,903	\$468,306	\$601,780
Other	\$156,994	\$104,914	\$105,983	\$29,152	\$106,295
Transfers and Adv., Etc.	\$0	\$0	\$0	\$0	\$50
Other than Debt					
<b>Total</b>	<b>\$8,569,790</b>	<b>\$7,342,788</b>	<b>\$6,420,323</b>	<b>\$5,847,815</b>	<b>\$7,886,124</b>

## Current General Fund Revenue



## Current General Fund Expenditures



**JULY 2020**

			<b>Balance</b>
Huntington Bank Checking			2,476,034.56
Financial Checks Outstanding	196,762.45		
Worker Comp Outstanding	0.00		
Payroll Checks Outstanding	80,070.71		
	276,833.16		(276,833.16)
Huntington/Flex Spending	51,195.33		
Flex O/S Checks	317.76		50,877.57
JPMorgan/Metlife Claims	9,707.09		9,707.09
Westfield Bank	127,026.34		127,026.34
Westfield Sweep	3,931,480.74		3,931,480.74
<b>Investments:</b>			
Redtree Investments	23,757,135.89		
T. Rowe - Collins	265,074.37		
Scudder - Collins	311,896.31		
Scudder - Bushman	5,212.00		
Kanehl Stocks	2,335.42		
Star Ohio (22923)	35,070,450.60		
Multi-Bank Securities	15,546,000.00		
Multi-Bank Money Market	8,632.29		
Fifth Third Securities	8,848,931.38		
Fifth Third Money Market	1,286,848.68		
	<u>85,102,516.94</u>		91,420,810.08
<b>Total</b>			
Adjustments			
Deposits in Transit	38,602.74		
Expenses not posted	(297,461.19)		
	(258,858.45)		91,161,951.63
<b>Total</b>			
		258,858.45	
MCSD Balance			91,161,951.63
Difference Between Bank vs. Book			0.00

# Medina City School District

## Sales Tax Update

Date	Sales Tax Description	Receipts	Expenditures	Balance
July 1, 2020	Beginning Balance (071) Sales Tax and (002-9012) Bond			\$3,491,568.70
July	6-Month Asbestos Surveillance Inspection and Reports		\$525.00	\$3,491,043.70
	A I Root Classroom Expansion Doors		\$768.75	\$3,490,274.95
	Design and Construction for Root Locker Bay Conversion		\$640.42	\$3,489,634.53
	Architectural and Engineering Services for Summer Paving		\$2,500.00	\$3,487,134.53
	Consulting Services for MHS Roof Replacement		\$6,175.00	\$3,480,959.53
	Replacement of MHS Roof		\$304,119.00	\$3,176,840.53
	Sales Tax Distribution	\$770,376.50		\$3,947,217.03
	MHS Bleacher Replacement		\$222,000.00	\$3,725,217.03
	Ella Canavan Security Entrance Door Parts		\$1,820.71	\$3,723,396.32
	Fleet Master Lease Agreement		\$11,826.28	\$3,711,570.04
	A I Root Locker Bay Conversion		\$19,655.06	\$3,691,914.98
	Fiscal Year Totals	\$770,376.50	\$570,030.22	



**Medina City School District**  
**Recreation Center Update**

Date	Description	District Revenue	District Expenses	City Reimbursements	Total Balance
July 1, 2020	Beginning Balance (003-9001)				\$ 202,370.92
07/08/20	Tile Repairs			\$1,000.00	\$ 203,370.92
07/09/20	Mens Sauna Floor Cement		\$1,236.25		\$ 202,134.67
07/14/20	Insulation for Sauna - Credit		-\$62.50		\$ 202,197.17
07/22/20	Installation of Carpet			\$1,250.00	\$ 203,447.17
Total Revenues, Expenditures and Reimbursements		\$ -	\$ 1,173.75	\$ 2,250.00	

**Monthly Investment Summary**  
**Medina City School District**  
**US Bank Custodian Acct Ending x70982**  
 July 31, 2020

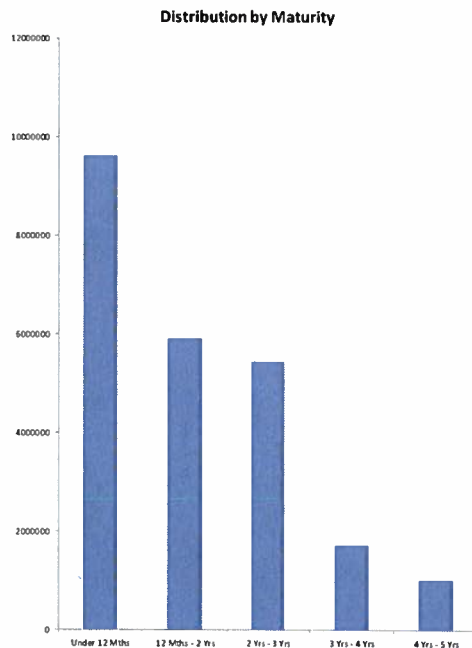
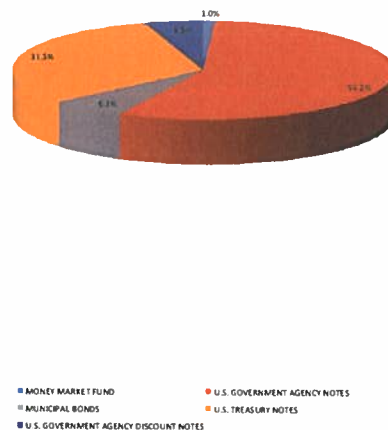
**Monthly Cash Flow Activity**

**From 06-30-20 through 07-31-20**

Beginning Book Value	23,744,188.98
Contributions	0.00
Withdrawals	0.00
Realized Gains/Losses	0.00
Gross Interest Earnings	12,946.91
Ending Book Value	23,757,135.89

**Market Value Summary**

Security Type	Market Value	Pct. Assets	Avg Yield at Cost	Wght Avg Mat
<b>Money Market Fund</b>				
MONEY MARKET FUND	240,404.74	1.0	0.06	0.00
<b>Fixed Income</b>				
MUNICIPAL BONDS	1,514,277.20	6.3	1.17	1.57
U.S. GOVERNMENT AGENCY DISCOUNT NOTES	1,199,094.34	5.0	0.20	0.69
U.S. GOVERNMENT AGENCY NOTES	13,420,351.47	56.0	0.81	2.34
U.S. TREASURY NOTES	7,518,699.46	31.4	1.70	0.66
Accrued Interest	55,104.49	0.2		
<b>TOTAL PORTFOLIO</b>	<b>23,947,931.69</b>	<b>100.0</b>	<b>1.07</b>	<b>1.66</b>

**Maturity Distribution**

**Security Type Allocation**

**Disclosures:**

RedTree's internal accounting system is used as the source of the market value of this account. Although obtained from a source believed to be reliable, we cannot guarantee its accuracy. You should review all account statements provided by the custodian and compare with the statements provided by RedTree.

Questions? Call 888.596.2293 or email [info@redtreeinv.com](mailto:info@redtreeinv.com)

**Portfolio Holdings Report**  
**Medina City School District**  
**US Bank Custodian Acct Ending x70982**  
 July 31, 2020

Quantity	Cusip	Security Description	Moody's	S&P	Cost Basis	Market Value	Yield at Cost	Wtd Maturity	Purchase Date
<b>U.S. GOVERNMENT AGENCY NOTES</b>									
1,070,000	3135G0F73	Federal Natl Mtg Assoc 1.500% Due 11-30-20	Aaa	AA+	1,063,023.60	1,074,845.39	2.00	0.33	08-01-19
1,000,000	3134GVNS3	Federal Home Ln Mtg 0.550% Due 04-27-22	Aaa	AA+	1,000,000.00	1,000,221.67	0.55	1.73	04-27-20
500,000	3134GVTG3	Federal Home Ln Mtg 0.350% Due 05-13-22	Aaa	AA+	500,000.00	500,049.13	0.35	1.78	05-13-20
1,200,000	3133ELZN7	Federal Farm Credit Bank 0.160% Due 05-18-22	Aaa	AA+	1,197,804.00	1,199,432.14	0.25	1.80	05-26-20
1,000,000	3133ELN26	Federal Farm Credit Bank 0.260% Due 06-22-22	Aaa	AA+	999,460.00	1,001,296.05	0.29	1.89	06-22-20
1,000,000	3134GVMH8	Federal Home Ln Mtg 0.550% Due 07-27-22	Aaa	AA+	1,000,000.00	1,000,150.59	0.55	1.98	04-27-20
1,000,000	3134GVN87	Federal Home Ln Mtg 0.400% Due 12-15-22	Aaa	AA+	1,000,000.00	1,000,448.36	0.40	2.36	06-15-20
1,500,000	3133ELUJ1	Federal Farm Credit Bank 1.000% Due 03-24-23	Aaa	AA+	1,500,000.00	1,505,805.60	1.00	2.60	03-24-20
1,000,000	3135G03P6	Federal Natl Mtg Assoc 0.800% Due 04-27-23	Aaa	AA+	1,000,000.00	1,000,254.35	0.80	2.70	04-27-20
700,000	3135G04Q3	Federal Natl Mtg Assoc 0.250% Due 05-22-23	Aaa	AA+	698,064.50	700,398.71	0.34	2.80	05-28-20
1,230,000	3134GVN20	Federal Home Ln Mtg 0.500% Due 06-23-23	Aaa	AA+	1,230,000.00	1,231,465.80	0.50	2.87	06-23-20
700,000	3134GVYH5	Federal Home Ln Mtg 0.500% Due 11-28-23	Aaa	AA+	700,000.00	700,476.89	0.50	3.29	05-28-20
500,000	3130AJ6M6	Federal Home Ln Bank 1.700% Due 02-26-24	Aaa	AA+	500,000.00	503,151.36	1.70	3.43	02-26-20
1,000,000	3134GUBQ2	Federal Home Ln Mtg 2.100% Due 09-23-24	Aaa	AA+	999,500.00	1,002,355.42	2.11	3.92	09-23-19
Accrued Interest						27,257.11			
					13,387,852.10	13,447,608.58	0.81	2.34	
<b>MUNICIPAL BONDS</b>									
1,000,000	971090XA8	City of Willoughby, OH 2.000% Due 05-21-21	Aa2	AA	1,008,400.00	1,012,040.00	1.15	0.80	05-21-20
460,000	244721FK7	Defiance CSD, OH 4.000% Due 12-01-23	Aa2		502,522.40	502,237.20	1.20	3.13	07-16-20
Accrued Interest						6,955.56			
					1,510,922.40	1,521,232.76	1.17	1.57	
<b>U.S. TREASURY NOTES</b>									
1,200,000	912828M98	US Treasury Note 1.625% Due 11-30-20	Aaa	AA+	1,197,187.50	1,205,868.00	1.83	0.33	09-30-19
1,000,000	912828N89	US Treasury Note 1.375% Due 01-31-21	Aaa	AA+	998,125.00	1,006,094.00	1.56	0.50	01-28-20
615,000	912828N89	US Treasury Note 1.375% Due 01-31-21	Aaa	AA+	613,991.02	618,747.81	1.54	0.50	01-30-20
1,200,000	912828P87	US Treasury Note 1.125% Due 02-28-21	Aaa	AA+	1,192,593.76	1,206,843.60	1.66	0.58	12-27-19
1,250,000	912828Q37	US Treasury Note 1.250% Due 03-31-21	Aaa	AA+	1,242,382.81	1,259,326.25	1.69	0.66	10-30-19
1,000,000	912828S27	US Treasury Note 1.125% Due 06-30-21	Aaa	AA+	987,226.56	1,009,023.00	1.86	0.91	09-17-19
1,200,000	912828F6	US Treasury Note 1.125% Due 08-31-21	Aaa	AA+	1,188,750.00	1,212,796.80	1.68	1.08	12-10-19
Accrued Interest						20,891.82			
					7,420,256.65	7,539,591.28	1.70	0.66	

**Disclosures:**

RedTree's internal accounting system is used as the source of the market value of this account. Although obtained from a source believed to be reliable, we cannot guarantee its accuracy. You should review all account statements provided by the custodian and compare with the statements provided by RedTree.

Questions? Call 888.596.2293 or email [info@redtreeinv.com](mailto:info@redtreeinv.com)

**Portfolio Holdings Report**  
**Medina City School District**  
**US Bank Custodian Acct Ending x70982**  
 July 31, 2020

Quantity	Cusip	Security Description	Moody's	S&P	Cost Basis	Market Value	Yield at Cost	Wtd Maturity	Purchase Date
<b>U.S. GOVERNMENT AGENCY DISCOUNT NOTES</b>									
1,200,000	313385EA0	Federal Home Ln Bank Discount Note 0.000% Due 04-07-21	P-1	A-1+	1,197,700.00	1,199,094.34	0.20	0.69	04-27-20
<b>MONEY MARKET FUND</b>									
	USBMMF	First American Treasury Obligations Fund			240,404.74	240,404.74	0.06		
<b>TOTAL PORTFOLIO</b>					23,757,135.89	23,947,931.69	1.07	1.66	

**Disclosures:**

RedTree's internal accounting system is used as the source of the market value of this account. Although obtained from a source believed to be reliable, we cannot guarantee its accuracy. You should review all account statements provided by the custodian and compare with the statements provided by RedTree.

Questions? Call 888.596.2293 or email [info@redtreeinv.com](mailto:info@redtreeinv.com)

Monthly Activity Reports  
Medina City School District  
US Bank Custodian Acct Ending x70982  
From 07-01-20 Through 07-31-20

**GROSS INTEREST INCOME**

Ex-Date	Pay-Date	Security	Amount
<b>U.S. GOVERNMENT AGENCY NOTES</b>			
07-16-20	07-16-20	Federal Farm Credit Bank 1.050% Due 10-16-23	1,837.50
<b>U.S. TREASURY NOTES</b>			
07-31-20	07-31-20	US Treasury Note 1.375% Due 01-31-21	11,103.13
<b>MONEY MARKET FUND</b>			
07-01-20	07-01-20	First American Treasury Obligations Fund	6.28
<b>GROSS INCOME</b>			<b>12,946.91</b>

**Disclosures:**

RedTree's internal accounting system is used as the source of the market value of this account. Although obtained from a source believed to be reliable, we cannot guarantee its accuracy. You should review all account statements provided by the custodian and compare with the statements provided by RedTree.

Questions? Call 888.596.2293 or email [info@redtreeinv.com](mailto:info@redtreeinv.com)

**Purchase and Sale**  
**Medina City School District**  
**US Bank Custodian Acct Ending x70982**  
 From 07-01-20 Through 07-31-20

Trade Date	Settle Date	Quantity	Security	Unit Price	Amount
<b>PURCHASES</b>					
07-09-2020	07-16-2020	460,000	Defiance CSD, OH 4.000% Due 12-01-23	109.24	502,522.40
					502,522.40
<b>SALES</b>					
07-16-2020	07-16-2020	700,000	Federal Farm Credit Bank 1.050% Due 10-16-23	100.00	700,000.00
					700,000.00

**Disclosures:**

RedTree's internal accounting system is used as the source of the market value of this account. Although obtained from a source believed to be reliable, we cannot guarantee its accuracy. You should review all account statements provided by the custodian and compare with the statements provided by RedTree.

Questions? Call 888.596.2293 or email [info@redtreeinv.com](mailto:info@redtreeinv.com)

**Realized Gains/Losses**  
**Medina City School District**  
**US Bank Custodian Acct Ending x70982**  
From 07-01-20 Through 07-31-20

Open Date	Close Date	Quantity	Security	Cost Basis	Proceeds	Gain Or Loss	
						Short Term	Long Term
04-16-2020	07-16-2020	700,000	Federal Farm Credit Bank 1.050% Due 10-16-23	700,000.00	700,000.00	0.00	
TOTAL GAINS						0.00	0.00
TOTAL LOSSES						0.00	0.00
TOTAL REALIZED GAIN/LOSS						0.00	0.00

**Disclosures:**

RedTree's internal accounting system is used as the source of the market value of this account. Although obtained from a source believed to be reliable, we cannot guarantee its accuracy. You should review all account statements provided by the custodian and compare with the statements provided by RedTree.

Questions? Call 888.596.2293 or email [info@redtreeinv.com](mailto:info@redtreeinv.com)

██████████  
FIFTH THIRD SECURITIES, INC.  
MD 1M0B2A  
5050 KINGSLEY DRIVE  
CINCINNATI, OH 45263

BBBBB



MEDINA CITY SCHOOLS  
DAVID CHAMBERS  
739 WEYMOUTH RD  
MEDINA OH 44256

---

**STATEMENT FOR THE PERIOD JULY 1, 2020 TO JULY 31, 2020**

MEDINA CITY SCHOOLS - Corporation  
Account Number: ██████████

---

By the courtesy of:  
CARTER/SAVAGE

For questions about your accounts:  
Local: 614 744 5496  
In-State: 614 744 7074  
National: 888 889 1025

---

**TOTAL VALUE OF YOUR PORTFOLIO** **\$10,343,434.64**

---

**FOR YOUR INFORMATION**

Fifth Third Securities, Inc. Investments offered through Fifth Third Securities, Inc., member  
FINRA/SIPC

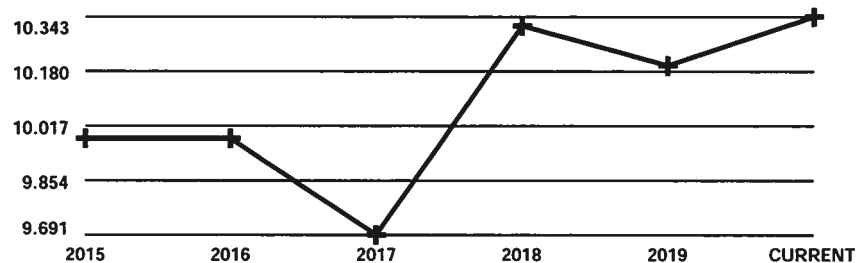
**Fifth Third Securities, Inc.**

MN\_CEBJRVZBBJNXTZ\_BBBBB 20200731

---

**CHANGE IN VALUE OF YOUR PORTFOLIO**

\$ millions



*Change In Value Of Your Portfolio* information can be found in Miscellaneous Footnotes at the end of this statement.

Account carried with National Financial Services LLC, Member  
NYSE, SIPC



Statement for the Period July 1, 2020 to July 31, 2020

MEDINA CITY SCHOOLS - Corporation

Account Number: [REDACTED]



## Account Overview

CHANGE IN ACCOUNT VALUE	Current Period	Year-to-Date
BEGINNING VALUE	\$10,346,972.70	\$10,198,616.66
Additions and Withdrawals	(\$14,228.86)	(\$114,692.54)
Income	\$14,228.86	\$114,692.54
Taxes, Fees and Expenses	\$0.00	\$0.00
Change in Value	(\$3,538.06)	\$144,817.98
ENDING VALUE (AS OF 07/31/20)	\$10,343,434.64	\$10,343,434.64

Refer to Miscellaneous Footnotes for more information on Change in Value.

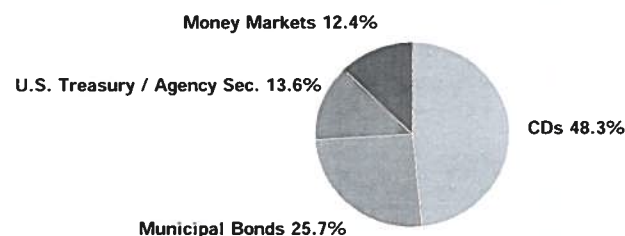
### INCOME

TAXABLE	Current Period	Year-to-Date
Taxable Dividends	\$59.01	\$3,417.22
Taxable Interest	\$14,169.85	\$111,275.32
TOTAL TAXABLE	\$14,228.86	\$114,692.54
TOTAL INCOME	\$14,228.86	\$114,692.54

Taxable income is determined based on information available to NFS at the time the statement was prepared, and is subject to change. Final information on taxation of interest and dividends is available on Form 1099-Div, which is mailed in February of the subsequent year.

REALIZED GAIN (LOSS)	Current Period	Year-to-Date
Short Term Gain	\$0.00	\$5,975.00
Short Term Loss	\$0.00	\$0.00
Disallowed Short Term Loss	\$0.00	\$0.00
TOTAL SHORT TERM GAIN (LOSS)	\$0.00	\$5,975.00

### ACCOUNT ALLOCATION



	Percent	Prior Period	Current Period
Money Markets	12.4 %	\$1,136,848.68	\$1,286,848.68
CDs	48.3	\$4,999,944.67	\$4,999,772.26
Municipal Bonds	25.7	\$2,655,775.35	\$2,653,568.20
U.S. Treasury / Agency Sec.	13.6	\$1,554,404.00	\$1,403,245.50
TOTAL	100.0 %	\$10,346,972.70	\$10,343,434.64

Account Allocation shows the percentage that each asset class represents of your total account value. Account Allocation for equities, fixed income, and other categories may include mutual funds and may be net of short positions. NFS has made assumptions concerning how certain mutual funds are allocated. Closed-end mutual funds and Exchange Traded Products (ETPs) listed on an exchange may be included in the equity allocation. The chart may not reflect your actual portfolio allocation. Consult your broker/dealer prior to making investment decisions.

Statement for the Period July 1, 2020 to July 31, 2020

MEDINA CITY SCHOOLS - Corporation

Account Number: [REDACTED]



## Account Overview *continued*

<b>REALIZED GAIN (LOSS)</b> <i>continued</i>	<i>Current Period</i>	<i>Year-to-Date</i>
Long Term Gain	\$0.00	\$0.00
Long Term Loss	\$0.00	\$0.00
Disallowed Long Term Loss	\$0.00	\$0.00
<b>TOTAL LONG TERM GAIN (LOSS)</b>	<b>\$0.00</b>	<b>\$0.00</b>

*NFS-provided cost basis, realized gain (loss) and holding period information may not reflect all adjustments necessary for your tax reporting purposes. Please refer to Footnotes and Cost Basis Information at the end of this statement for more information.*

### MESSAGES AND ALERTS

The Coronavirus Aid, Relief, and Economic Security Act or CARES Act, waives required minimum distributions for calendar year 2020. In some cases, the CARES Act also allows for certain coronavirus-related distributions in 2020 for those who meet eligibility requirements. Eligible coronavirus-related distributions are limited to an aggregate of \$100,000 per individual and would not be subject to the usual 10 percent early withdrawal penalty for those under age 59.5. In addition, income tax due on the taxable portion of a qualifying distribution may be spread evenly over 3 years and a qualifying distribution may be repaid to an eligible retirement plan within 3 years. Please discuss options available to you with your financial representative or or tax advisor.

Due to current events, mail may be delayed by circumstances beyond NFSs control. You can always view your statements and other documents online. To learn more about paperless options please contact your Broker-Dealer.

Statement for the Period July 1, 2020 to July 31, 2020

MEDINA CITY SCHOOLS - Corporation

Account Number: [REDACTED]



## Holdings

NFS-provided cost basis, realized gain (loss) and holding period information may not reflect all adjustments necessary for tax purposes. Please refer to Footnotes and Cost Basis Information at the end of this statement for more information.

For additional information regarding your holdings, please refer to the footnotes at the end of the statement.

### CASH AND CASH EQUIVALENTS - 12.44% of Total Account Value

Description	Symbol/Cusip Account Type	Quantity	Price on 07/31/20	Current Market Value	Estimated Annual Income
<b>Money Markets</b>					
FEDERATED HERMES GOVT OBLIGATIONS IS	GOIXX	1,286,848.68	\$1.00	\$1,286,848.68	
7 DAY YIELD .06%	CASH				
Dividend Option Cash					
Capital Gain Option Cash					
<b>Total Cash and Cash Equivalents</b>				<b>\$1,286,848.68</b>	

Statement for the Period July 1, 2020 to July 31, 2020

MEDINA CITY SCHOOLS - Corporation

Account Number: [REDACTED]



**HOLDINGS > FIXED INCOME - 87.56% of Total Account Value**

For an explanation of fixed income pricing, please see the last page. Redemption schedule(s), bond rating(s), and other information are provided where available. If information does not appear regarding a particular investment, it is not available. The ratings on this statement are provided by Standard & Poor's and/or Moody's to rate the quality based on the respective rating agency's assessment. Ratings information from Standard & Poor's ("S&P") may not be reproduced. S&P credit ratings are statements of opinion and are not statements of fact or recommendations to purchase, hold, or sell securities, nor do they address the suitability of securities for investment purposes, and should not be relied on as investment advice. S&P does not guarantee the accuracy, completeness, timeliness or availability of any information, including ratings, and is not responsible for errors or omissions (negligent or otherwise). S&P gives no express or implied warranties, including but not limited to any warranties of merchantability or fitness for a particular purpose or use. S&P shall not be liable for any direct, indirect, incidental, exemplary, compensatory, punitive, special or consequential damages, costs, expenses, legal fees, or losses (including lost income or profits and opportunity costs) in connection with any use of ratings.

Description	Symbol/Cusip Account Type	Quantity	Estimated Price on 07/31/20	Estimated Current Market Value	Estimated Annual Income	Original/Adjusted Cost Basis	Unrealized Gain (Loss)
<b>CDs</b>							
Certificates of Deposit (CDs), including Market Indexed CDs and Market Linked CDs (collectively, MCDs) are generally shown at estimated market prices based upon a matrix or model pricing method that may not represent the actual price if sold prior to maturity. However, CDs and MCDs may be shown at face value for up to seven calendar days from date of issue if estimated market prices have not been received from a third party pricing vendor. The actual value of CDs and MCDs may be different from their purchase price. CDs and MCDs are subject to interest rate risk. The estimated market price reflected for MCDs may not be based on the actual closing value of the linked market index on the final maturity date and the market value of MCDs may not correspond directly to increases or decreases in the underlying linked market index. You may sell CDs or MCDs in the secondary market subject to market conditions. The secondary market for CDs and MCDs is generally illiquid. If sold prior to maturity, the value of MCDs may be less than the purchase amount or face value. The sale or redemption of any fixed income security prior to maturity may result in a substantial gain or loss, and an early withdrawal penalty may apply. Certain MCDs may only be redeemed on pre-specified liquidation dates and may have call features that allow the issuer to call the MCD prior to maturity. Certain Step Rate CDs are also subject to reinvestment risk if call provisions are exercised by the issuer and if a CD with a comparable rate is not available.							
See sales materials or contact your broker/dealer for additional information.							
<b>TIAA FSB JACKSONVILLE FLA 1.950000%</b> 11/23/2020 CD FDIC INSURED CPN PMT SEMI-ANNUAL ON MAY 21, NOV 21 Next Interest Payable: 11/21/20 Estimated Yield 1.93% Accrued Interest \$950.10 Average Unit Cost \$1.00 Adjusted Cost Basis	87270LAW3 CASH	247,000	\$1.00594	\$248,467.18	\$4,816.50	\$247,000.00	\$1,467.18
<b>ALLY BK MIDVALE UTAH CD 2.500000%</b> 02/01/2021 FDIC INSURED CPN PMT SEMI-ANNUAL ON AUG 01, FEB 01 Next Interest Payable: 08/01/20 Estimated Yield 2.47% Accrued Interest \$3054.11 Average Unit Cost \$1.00 Adjusted Cost Basis	02007GAU7 CASH	245,000	\$1.01206	\$247,954.70	\$6,125.00	\$245,000.00	\$2,954.70
<b>PRIME ALLIANCE BANK W CD 2.300000%</b> 03/15/2021 FDIC INSURED CPN PMT MONTHLY Next Interest Payable: 08/13/20	74160NFW5 CASH	245,000	\$1.01368	\$248,351.60	\$5,635.00	\$245,000.00	

Fifth Third Securities, Inc.

Account carried with National Financial Services LLC, Member  
NYSE, SIPC

MN\_CEBJRNVBZBJNXTZ\_BBBBB 20200731

Statement for the Period July 1, 2020 to July 31, 2020

MEDINA CITY SCHOOLS - Corporation  
Account Number: [REDACTED]



**HOLDINGS > FIXED INCOME** *continued*

Description	Symbol/Cusip Account Type	Quantity	Estimated Price on 07/31/20	Estimated Current Market Value	Estimated Annual Income	Original/Adjusted Cost Basis	Unrealized Gain (Loss)
<b>PRIME ALLIANCE BANK W CD 2.30000%</b>	74160NFW5	<b>continued</b>					
Estimated Yield 2.26%							
Accrued Interest \$293.33							
Average Unit Cost \$1.00							
Adjusted Cost Basis						\$245,000.00 D	\$3,351.60
<b>CAPITAL ONE BK USA NATL ASSN CD 2.25000%</b>	1404202B5	245,000	\$1.01312	\$248,214.40	\$5,512.50	\$243,858.30	
04/19/2021 FDIC INSURED	CASH						
CPN PMT SEMI-ANNUAL							
ON OCT 19, APR 19							
Next Interest Payable: 10/19/20							
Estimated Yield 2.22%							
Accrued Interest \$1570.68							
Average Unit Cost \$1.00							
Adjusted Cost Basis						\$243,858.30 D	\$4,356.10
<b>THIRD FED SVGS &amp; LN ASSN OF CD 2.50000%</b>	88413QBZ0	245,000	\$1.01953	\$249,784.85	\$6,125.00	\$245,000.00	
05/28/2021 FDIC INSURED	CASH						
CPN PMT SEMI-ANNUAL							
ON AUG 28, FEB 28							
Next Interest Payable: 08/28/20							
Estimated Yield 2.45%							
Accrued Interest \$2601.03							
Average Unit Cost \$1.00							
Adjusted Cost Basis						\$245,000.00 D	\$4,784.85
<b>KS STATEBANK MANHATTAN KS CD 2.50000%</b>	50116CBX6	245,000	\$1.02116	\$250,184.20	\$6,125.00	\$245,000.00	
06/21/2021 FDIC INSURED	CASH						
CPN PMT MONTHLY							
Next Interest Payable: 08/21/20							
Estimated Yield 2.44%							
Accrued Interest \$184.59							
Average Unit Cost \$1.00							
Adjusted Cost Basis						\$245,000.00 D	\$5,184.20
<b>NORTHPOINTE BK GRAND RAPIDS MI CD</b>	666613GN8	245,000	\$1.02347	\$250,750.15	\$6,247.50	\$245,000.00	
2.55000% 07/19/2021 FDIC INSURED	CASH						
CPN PMT MONTHLY							
Next Interest Payable: 08/19/20							
Estimated Yield 2.49%							
Accrued Interest \$222.51							
Average Unit Cost \$1.00							

Fifth Third Securities, Inc.

Account carried with National Financial Services LLC, Member  
NYSE, SIPC

MN\_CEBJRNVBZBJNXTZ\_BBBBB 20200731

Statement for the Period July 1, 2020 to July 31, 2020

MEDINA CITY SCHOOLS - Corporation

Account Number: [REDACTED]



**Fifth Third  
Securities**

**HOLDINGS > FIXED INCOME** *continued*

Description	Symbol/Cusip Account Type	Quantity	Estimated Price on 07/31/20	Estimated Current Market Value	Estimated Annual Income	Original/Adjusted Cost Basis	Unrealized Gain (Loss)
<b>NORTHPOINTE BK GRAND RAPIDS MI CD</b> Adjusted Cost Basis	666613GN8	<i>continued</i>				\$245,000.00 D	\$5,750.15
<b>CELTIC BK SALT LAKE CITY UTAH CD</b> 2.85000% 08/24/2021 FDIC INSURED CPN PMT MONTHLY Next Interest Payable: 08/24/20 Estimated Yield 2.77% Accrued Interest \$153.04 Average Unit Cost \$1.00 Adjusted Cost Basis	15118RPT8 CASH	245,000	\$1.02897	\$252,097.65	\$6,982.50	\$245,000.00 D	\$7,097.65
<b>FIRSTTRUST SVGS BK PA CD 2.55000%</b> 09/13/2021 FDIC INSURED CPN PMT MONTHLY Next Interest Payable: 08/12/20 Estimated Yield 2.48% Accrued Interest \$342.33 Average Unit Cost \$1.00 Adjusted Cost Basis	337630BJ5 CASH	245,000	\$1.02702	\$251,619.90	\$6,247.50	\$245,000.00 D	\$6,619.90
<b>MEDALLION BK UTAH CD 2.45000% 02/16/2022</b> FDIC INSURED CPN PMT MONTHLY Next Interest Payable: 08/16/20 Estimated Yield 2.36% Accrued Interest \$263.12 Average Unit Cost \$1.00 Adjusted Cost Basis	58404DBD2 CASH	245,000	\$1.03542	\$253,677.90	\$6,002.50	\$245,000.00 D	\$8,677.90
<b>NORTHFIELD BK STATEN ISLAND NY CD</b> 2.45000% 02/22/2022 FDIC INSURED CPN PMT SEMI-ANNUAL ON AUG 21, FEB 21 Next Interest Payable: 08/21/20 Estimated Yield 2.36% Accrued Interest \$2664.12 Average Unit Cost \$1.00 Adjusted Cost Basis	66612ACG1 CASH	245,000	\$1.03578	\$253,766.10	\$6,002.50	\$245,000.00 D	\$8,766.10
<b>WELLS FARGO NATL BK WEST LAS V CD</b> 1.85000% 12/30/2022 FDIC INSURED	949495AF2 CASH	245,000	\$1.03992	\$254,780.40	\$4,532.50	\$245,000.00	

Fifth Third Securities, Inc.

Account carried with National Financial Services LLC, Member  
NYSE, SIPC

MN\_CEBJRNVBZBBJNXTZ\_BBBBB 20200731

Statement for the Period July 1, 2020 to July 31, 2020

MEDINA CITY SCHOOLS - Corporation  
Account Number: [REDACTED]



**HOLDINGS > FIXED INCOME** *continued*

Description	Symbol/Cusip Account Type	Quantity	Estimated Price on 07/31/20	Estimated Current Market Value	Estimated Annual Income	Original/Adjusted Cost Basis	Unrealized Gain (Loss)
<b>WELLS FARGO NATL BK WEST LAS V CD</b> CPN PMT MONTHLY Next Interest Payable: 08/30/20 Estimated Yield 1.77% Accrued Interest \$24.84 Average Unit Cost \$1.00 Adjusted Cost Basis	949495AF2	<i>continued</i>				\$245,000.00 D	\$9,780.40
<b>EVERGREEN BK GROUP ILL CD 1.05000%</b> 04/17/2023 FDIC INSURED CPN PMT MONTHLY Next Interest Payable: 08/15/20 Estimated Yield 1.02% Accrued Interest \$112.48 Average Unit Cost \$1.00 Adjusted Cost Basis	300185JK2 CASH	230,000	\$1.02278	\$235,239.40	\$2,415.00	\$230,000.00 D	\$5,239.40
<b>FIRST SOURCE BK SOUTH BEND IND CD</b> 1.35000% 08/03/2023 FDIC INSURED CPN PMT MONTHLY Next Interest Payable: 08/03/20 Estimated Yield 1.30% Accrued Interest \$232.75 Average Unit Cost \$1.00 Adjusted Cost Basis	33646CMB7 CASH	217,000	\$1.03379	\$224,332.43	\$2,929.50	\$217,000.00 D	\$7,332.43
<b>CFBANK FAIRLAWN OH CD 2.80000%</b> 03/15/2024 FDIC INSURED CPN PMT MONTHLY Next Interest Payable: 08/15/20 Estimated Yield 2.56% Accrued Interest \$306.47 Average Unit Cost \$1.00 Adjusted Cost Basis	15721UCY3 CASH	235,000	\$1.09041	\$256,246.35	\$6,580.00	\$235,000.00 D	\$21,246.35
<b>FIRST &amp; FMRS BK PORTLAND ND CD 2.40000%</b> 05/30/2024 FDIC INSURED CPN PMT MONTHLY Next Interest Payable: 08/30/20 Estimated Yield 2.22% Accrued Interest \$32.22 Average Unit Cost \$1.00	31860PAL2 CASH	245,000	\$1.07946	\$264,467.70	\$5,880.00	\$245,000.00	

Fifth Third Securities, Inc.

Account carried with National Financial Services LLC, Member  
NYSE, SIPC

MN\_CEBJRNZBBJNXTZ\_BBBBB 20200731

Statement for the Period July 1, 2020 to July 31, 2020

MEDINA CITY SCHOOLS - Corporation

Account Number: [REDACTED]



**HOLDINGS > FIXED INCOME** *continued*

Description	Symbol/Cusip Account Type	Quantity	Estimated Price on 07/31/20	Estimated Current Market Value	Estimated Annual Income	Original/Adjusted Cost Basis	Unrealized Gain (Loss)
<b>FIRST &amp; FMRS BK PORTLAND ND CD 2.40000%</b>	31860PAL2	<b>continued</b>					
Adjusted Cost Basis						\$245,000.00 D	\$19,467.70
<b>STATE BK REESEVILLE WIS CD 2.25000%</b>	856487AX1	240,000	\$1.07481	\$257,954.40	\$5,400.00	\$240,000.00	
06/28/2024 FDIC INSURED	CASH						
CPN PMT MONTHLY							
Next Interest Payable: 08/28/20							
Estimated Yield 2.09%							
Accrued Interest \$59.18							
Average Unit Cost \$1.00							
Adjusted Cost Basis						\$240,000.00 D	\$17,954.40
<b>POPPY BK SANTA ROSA CALIF CD 1.95000%</b>	73319FAA7	245,000	\$1.00103	\$245,252.35	\$4,777.50	\$245,000.00	
08/21/2024 FDIC INSURED	CASH						
CPN PMT MONTHLY							
Next Interest Payable: 08/21/20							
CALLABLE ON 08/21/2020 @ 100.0000							
Estimated Yield 1.94%							
Accrued Interest \$143.98							
Average Unit Cost \$1.00							
Adjusted Cost Basis						\$245,000.00 D	\$252.35
<b>RAYMOND JAMES BK NATL ASSN CD 2.00000%</b>	75472RAE1	245,000	\$1.06658	\$261,312.10	\$4,900.00	\$245,000.00	
08/23/2024 FDIC INSURED	CASH						
CPN PMT SEMI-ANNUAL							
ON FEB 23, AUG 23							
Next Interest Payable: 08/23/20							
Estimated Yield 1.87%							
Accrued Interest \$2147.95							
Average Unit Cost \$1.00							
Adjusted Cost Basis						\$245,000.00 D	\$16,312.10
<b>CONGRESSIONAL BK POTOMAC MD CD 1.75000%</b>	20726ABK3	245,000	\$1.0013	\$245,318.50	\$2,823.32	\$245,000.00	
02/28/2025 FDIC INSURED	CASH						
CPN PMT MONTHLY							
Next Interest Payable: 08/28/20							
CALLED ON 08/28/2020 @ 100.0							
Estimated Yield 1.15%							
Accrued Interest \$46.99							
Average Unit Cost \$1.00							

Fifth Third Securities, Inc.

Account carried with National Financial Services LLC, Member  
NYSE, SIPC

MN\_CEBJRNVBZBJNXTZ\_BBBBB 20200731



Statement for the Period July 1, 2020 to July 31, 2020

MEDINA CITY SCHOOLS - Corporation

Account Number: [REDACTED]



**Fifth Third**  
Securities

**HOLDINGS > FIXED INCOME** *continued*

Description	Symbol/Cusip Account Type	Quantity	Estimated Price on 07/31/20	Estimated Current Market Value	Estimated Annual Income	Original/Adjusted Cost Basis	Unrealized Gain (Loss)
<b>CONGRESSIONAL BK POTOMAC MD CD 1.75000%</b> 20726ABK3 <i>continued</i>							
Adjusted Cost Basis						\$245,000.00 D	\$318.50
<b>Total CDs</b>		<b>4,844,000</b>		<b>\$4,999,772.26</b>	<b>\$106,059.32</b>	<b>\$4,842,858.30</b>	<b>\$156,913.96</b>
<b>Municipal Bonds</b>							
<b>WAYNE CNTY OHIO GO LTD TAX BANS</b>	945880ET5	1,000,000	\$100.973	\$1,009,730.00		\$1,009,440.00	\$290.00
01.50000% 06/03/2021 LIMITED GEN OBLIG BANK QUALIFIED CPN PMT @ MATURITY ON JUN 03 1ST CPN DTE 06/03/2021 Accrued Interest \$2416.67 Average Unit Cost \$100.94							
<b>WASHINGTON OHIO LOC SCH DIST LUCAS CNTY</b>	939483FL2	740,000	\$106.238	\$786,161.20	\$37,000.00	\$776,186.00	
05.00000% 12/01/2021 FACS CONSTR IMPT GO UNLTD TAX BDS SER. 2020 A OH SCH DST CR ENH PG UNLIMITED GEN OBLIG MOODY'S Aa2 CPN PMT SEMI-ANNUAL ON DEC 01, JUN 01 1ST CPN DTE 12/01/2020 Next Interest Payable: 12/01/20 Accrued Interest \$12333.33 Average Unit Cost \$103.92 Adjusted Cost Basis							
<b>WASHINGTON OHIO LOC SCH DIST LUCAS CNTY</b>	939483FM0	775,000	\$110.668	\$857,677.00	\$38,750.00	\$835,054.75	
05.00000% 12/01/2022 FACS CONSTR IMPT GO UNLTD TAX BDS SER. 2020 A OH SCH DST CR ENH PG UNLIMITED GEN OBLIG MOODY'S Aa2 CPN PMT SEMI-ANNUAL ON DEC 01, JUN 01 1ST CPN DTE 12/01/2020 Next Interest Payable: 12/01/20 Accrued Interest \$12916.67 Average Unit Cost \$106.79							
						\$768,980.49 D	\$17,180.71

**Fifth Third Securities, Inc.**

Account carried with National Financial Services LLC, Member  
NYSE, SIPC

MN \_CEBJRNVZBBJNXTZ\_BBBBB 20200731

Statement for the Period July 1, 2020 to July 31, 2020

MEDINA CITY SCHOOLS - Corporation  
Account Number: [REDACTED]



**HOLDINGS > FIXED INCOME** *continued*

Description	Symbol/Cusip Account Type	Quantity	Estimated Price on 07/31/20	Estimated Current Market Value	Estimated Annual Income	Original/Adjusted Cost Basis	Unrealized Gain (Loss)
<b>WASHINGTON OHIO LOC SCH DIST LUCAS CNTY</b>	939483FM0	<b>continued</b>					
Adjusted Cost Basis						\$827,652.59 D	\$30,024.41
<b>Total Municipal Bonds</b>		<b>2,515,000</b>		<b>\$2,653,568.20</b>	<b>\$75,750.00</b>	<b>\$2,606,073.08</b>	<b>\$47,495.12</b>
<b>U.S. Treasury / Agency Securities</b>							
<b>FEDERAL FARM CR BKS BOND 0.42000%</b>	3133ELV68	750,000	\$100.002	\$750,015.00	\$3,150.00	\$750,000.00	
10/16/2023	CASH						
MOODY'S Aaa /S&P AA+							
CPN PMT SEMI-ANNUAL							
ON OCT 16, APR 16							
1ST CPN DTE 10/16/2020							
Next Interest Payable: 10/16/20							
CONTINUOUSLY CALLABLE FROM 10/16/2020							
CALLABLE ON 10/16/2020 @ 100.0000							
Accrued Interest \$131.25							
Average Unit Cost \$100.00							
Adjusted Cost Basis						\$750,000.00 D	\$15.00
<b>FEDERAL FARM CR BKS BOND 1.89000%</b>	3133ELBF0	650,000	\$100.497	\$653,230.50	\$12,285.00	\$650,000.00	
11/27/2024	CASH						
MOODY'S Aaa /S&P AA+							
CPN PMT SEMI-ANNUAL							
ON MAY 27, NOV 27							
Next Interest Payable: 11/27/20							
CONTINUOUSLY CALLABLE FROM 11/27/2020							
CALLABLE ON 11/27/2020 @ 100.0000							
Accrued Interest \$2184.00							
Average Unit Cost \$100.00							
Adjusted Cost Basis						\$650,000.00 D	\$3,230.50
<b>Total U.S. Treasury / Agency Securities</b>		<b>1,400,000</b>		<b>\$1,403,245.50</b>	<b>\$15,435.00</b>	<b>\$1,400,000.00</b>	<b>\$3,245.50</b>
<b>Total Fixed Income</b>		<b>8,759,000</b>		<b>\$9,056,585.96</b>	<b>\$197,244.32</b>	<b>\$8,848,931.38</b>	<b>\$207,654.58</b>
<b>Total Securities</b>				<b>\$9,056,585.96</b>	<b>\$197,244.32</b>	<b>\$8,848,931.38</b>	<b>\$207,654.58</b>
<b>TOTAL PORTFOLIO VALUE</b>				<b>\$10,343,434.64</b>	<b>\$197,244.32</b>	<b>\$8,848,931.38</b>	<b>\$207,654.58</b>

Fifth Third Securities, Inc.

MN\_CEBJRNZBBJNXTZ\_BBBBB 20200731

Account carried with National Financial Services LLC. Member  
NYSE, SIPC

Statement for the Period July 1, 2020 to July 31, 2020

MEDINA CITY SCHOOLS - Corporation  
Account Number: [REDACTED]



## Activity

NFS-provided cost basis, realized gain (loss) and holding period information may not reflect all adjustments necessary for tax purposes. Please refer to Footnotes and Cost Basis Information at the end of this statement for more information.

### PURCHASES, SALES, AND REDEMPTIONS

Settlement Date	Account Type	Transaction	Description	Quantity	Amount	Total Cost Basis	Realized Gain (Loss)
<b>Securities Purchased</b>							
07/16/20	CASH	YOU BOUGHT	FEDERAL FARM CR BKS BOND 0.42000% 10/16/2023 PROSPECTUS UNDER SEPARATE COVER SOLICITED ORDER @ 100	750,000	(\$750,000.00)	\$750,000.00	
<b>Total Securities Purchased</b>					<b>(\$750,000.00)</b>		
<b>Redemptions</b>							
07/15/20	CASH	REDEEMED	FEDERAL HOME LN MTG CORP MTN 1.85000% 01/15/2025 FULL CALL PAYOUT #REOR R0062857440000 Adjusted Cost Basis	(900,000)	\$900,000.00	\$900,000.00	
<b>Total Redemptions</b>					<b>\$900,000.00</b>		

### ACTIVITY > CORE FUND ACTIVITY

For more information about the operation of your core account, please refer to your Customer Agreement.

Settlement Date	Account Type	Transaction	Description	Quantity	Amount
07/01/20	CASH	YOU BOUGHT	FEDERATED HERMES GOVT OBLIGATIONS IS @ 1	59.01	(\$59.01)
07/13/20	CASH	YOU BOUGHT	FEDERATED HERMES GOVT OBLIGATIONS IS @ 1	976.64	(\$976.64)
07/15/20	CASH	YOU BOUGHT	FEDERATED HERMES GOVT OBLIGATIONS IS @ 1	909,064.31	(\$909,064.31)

Fifth Third Securities, Inc.

MN\_CEBJRNZBBJNXTZ\_BBBBB 20200731

Account carried with National Financial Services LLC, Member  
NYSE, SIPC

Statement for the Period July 1, 2020 to July 31, 2020

MEDINA CITY SCHOOLS - Corporation  
Account Number: [REDACTED]



ACTIVITY > CORE FUND ACTIVITY *continued*

Settlement Date	Account Type	Transaction	Description	Quantity	Amount
07/16/20	CASH	YOU SOLD	FEDERATED HERMES GOVT OBLIGATIONS IS @ 1	(749,506.64)	\$749,506.64
07/20/20	CASH	YOU BOUGHT	FEDERATED HERMES GOVT OBLIGATIONS IS @ 1	513.49	(\$513.49)
07/21/20	CASH	YOU BOUGHT	FEDERATED HERMES GOVT OBLIGATIONS IS @ 1	896.09	(\$896.09)
07/24/20	CASH	YOU BOUGHT	FEDERATED HERMES GOVT OBLIGATIONS IS @ 1	573.9	(\$573.90)
07/28/20	CASH	YOU BOUGHT	FEDERATED HERMES GOVT OBLIGATIONS IS @ 1	796.24	(\$796.24)
07/30/20	CASH	YOU BOUGHT	FEDERATED HERMES GOVT OBLIGATIONS IS @ 1	855.82	(\$855.82)
07/31/20	CASH	YOU SOLD	FEDERATED HERMES GOVT OBLIGATIONS IS @ 1	(14,228.86)	\$14,228.86
<b>TOTAL CORE FUND ACTIVITY</b>					<b>(\$150,000.00)</b>

ACTIVITY > ADDITIONS AND WITHDRAWALS > OTHER ADDITIONS AND WITHDRAWALS

Date	Account Type	Transaction	Description	Quantity	Amount
<b>Other Additions and Withdrawals</b>					
07/31/20	CASH	WIRE TRANS TO BANK	WD61291431 THE HUNTINGTON NATIONAL BANK [REDACTED]		(\$14,228.86)
<b>Total Other Additions and Withdrawals</b>					<b>(\$14,228.86)</b>
<b>TOTAL ADDITIONS AND WITHDRAWALS</b>					<b>(\$14,228.86)</b>

Fifth Third Securities, Inc.

MN \_CEBJRNVZBBJNXTZ\_BBBBB 20200731

Account carried with National Financial Services LLC, Member  
NYSE, SIPC

Statement for the Period July 1, 2020 to July 31, 2020

MEDINA CITY SCHOOLS - Corporation  
Account Number: [REDACTED]



ACTIVITY > INCOME > TAXABLE INCOME

Settlement Date	Account Type	Transaction	Description	Quantity	Amount
<b>Taxable Dividends</b>					
06/30/20	CASH	DIVIDEND RECEIVED	FEDERATED HERMES GOVT OBLIGATIONS IS DIVIDEND RECEIVED		\$49.45
06/30/20	CASH	DIVIDEND RECEIVED	FEDERATED HERMES TREASURY OBLIG IS DIVIDEND RECEIVED		\$9.56
<b>Total Taxable Dividends</b>					<b>\$59.01</b>
<b>Taxable Interest</b>					
07/12/20	CASH	INTEREST	FIRSTTRUST SVGS BK PA CD 2.55000% 09/13/2021		\$513.49
07/13/20	CASH	INTEREST	PRIME ALLIANCE BK UTAH CD 2.30000% 03/15/2021		\$463.15
07/15/20	CASH	INTEREST	CFBANK FAIRLAWN OHIO CD 2.80000% 03/15/2024		\$540.82
07/15/20	CASH	INTEREST	EVERGREEN BK GROUP ILL CD 1.05000% 04/17/2023		\$198.49
07/15/20	CASH	INTEREST	FEDERAL HOME LN MTG CORP MTN 1.85000% 01/15/2025		\$8,325.00
07/16/20	CASH	INTEREST	MEDALLION BK UTAH CD 2.45000% 02/16/2022		\$493.36
07/19/20	CASH	INTEREST	NORTHPOINTE BK GRAND RAPIDS MI CD 2.55000% 07/19/2021		\$513.49
07/21/20	CASH	INTEREST	KS STATEBANK MANHATTAN KS CD 2.50000% 06/21/2021		\$503.42
07/21/20	CASH	INTEREST	POPPY BK SANTA ROSA CALIF CD 1.95000% 08/21/2024		\$392.67
07/24/20	CASH	INTEREST	CELTIC BK SALT LAKE CITY UTAH CD 2.85000% 08/24/2021		\$573.90
07/28/20	CASH	INTEREST	CONGRESSIONAL BK POTOMAC MD CD 1.75000% 02/28/2025		\$352.40

Fifth Third Securities, Inc.

Account carried with National Financial Services LLC, Member NYSE, SIPC

MN\_CEBJRNVBZBBJNXTZ\_BBBBB 20200731

**Statement for the Period July 1, 2020 to July 31, 2020**

MEDINA CITY SCHOOLS - Corporation

Account Number: [REDACTED]

**ACTIVITY> INCOME > TAXABLE INCOME** *continued*

Settlement Date	Account Type	Transaction	Description	Quantity	Amount
07/28/20	CASH	INTEREST	STATE BK REESEVILLE WIS CD 2.25000% 06/28/2024		\$443.84
07/30/20	CASH	INTEREST	FIRST & FMRS BK PORTLAND ND CD 2.40000% 05/30/2024		\$483.29
07/30/20	CASH	INTEREST	WELLS FARGO NATL BK WEST LAS V CD 1.85000% 12/30/2022		\$372.53
<b>Total Taxable Interest</b>					<b>\$14,169.85</b>
<b>Total Taxable Income</b>					<b>\$14,228.86</b>
<b>TOTAL INCOME</b>					<b>\$14,228.86</b>

## Footnotes and Cost Basis Information

Amortization, accretion and similar adjustments to cost basis have been provided for many fixed income securities (and some bond-like equities), however, they are not provided for certain types, such as short-term instruments, Unit Investment Trusts, foreign fixed income securities, or those that are subject to early prepayment of principal (pay downs). Where current year premium or acquisition premium amortization is provided, the prior years' cumulative amortization is reflected in the adjusted cost basis, but we cannot provide a breakdown or the total of such prior amortization amounts.

NFS is required to report certain cost basis and related information to the IRS on the Form 1099-B. Your official 1099-B forms for certain transactions will reflect which lots have been sold for tax purposes. To apply a specific identification cost basis method to 1099-B reporting, appropriate instructions must be on file with NFS or be received by NFS before the trade has settled. Absent such instructions, NFS determines cost basis at the time of sale based on its default methods of average cost for open-end mutual funds and first-in, first-out (FIFO) for all other (including ETFs) unless your broker dealer has elected to use another default method. NFS applies FIFO (or other disposal method, if applicable) based on its records, which may be different from yours. For transactions that are not subject to 1099-B cost basis reporting, you should refer to your trade confirmations and other applicable records to determine which lots were considered sold for tax purposes.

While NFS must meet IRS requirements with respect to certain information required to be reported to the IRS, NFS-provided cost basis, realized gain and loss, and holding period information may not reflect all adjustments necessary for your tax reporting purposes. NFS makes no warranties with respect to and specifically disclaims any liability arising out of a customer's use of, or any tax position taken in reliance upon, such information.

For investments in partnerships, NFS does not make any adjustments to cost basis information as the calculation of basis in such investments requires supplemental information from the partnership on its income and distributions during the period you held your investment. Partnerships usually provide this additional information on a Form K-1 issued by April 15th of the following year.

Consult your tax advisor for further information.

Cost basis and gain/loss information is provided as a service to corporate accounts. The information listed in the year-to-date gain/loss summary section is based on a calendar year (January - December). If your business/entity has a fiscal year end other than December 31st for tax purposes, the year-to-date information will not apply. If you have questions about your tax situation, consult your tax advisor.

Fifth Third Securities, Inc.

MN \_CEBJRNZBBJNXTZ\_BBBBB 20200731

Account carried with National Financial Services LLC, Member  
NYSE, SIPC

# Brokerage

## Account Statement

July 1, 2020 - July 31, 2020

Account Number: [REDACTED]

MEDINA CITY SCHOOLS  
739 WEYMOUTH RD  
MEDINA OH 44256-2037

### Portfolio at a Glance

	This Period
<b>BEGINNING ACCOUNT VALUE</b>	<b>\$15,284,414.48</b>
Deposits (Cash & Securities)	1,480,023.59
Withdrawals (Cash & Securities)	-1,015,015.97
Dividends, Interest and Other Income	28,028.59
<b>Net Change in Portfolio<sup>1</sup></b>	<b>901.83</b>
<b>ENDING ACCOUNT VALUE</b>	<b>\$15,778,352.52</b>
Estimated Annual Income	\$262,847.50

<sup>1</sup> Net Change in Portfolio is the difference between the ending account value and beginning account value after activity.

### Asset Summary

Percent	Asset Type	Last Period	This Period
1%	Cash, Money Funds, and Bank Deposits	7,619.67	8,632.29
99%	Fixed Income	15,276,794.81	15,769,720.23
100%	<b>Account Total</b>	<b>\$15,284,414.48</b>	<b>\$15,778,352.52</b>

Please review your allocation periodically with your Account Executive.

### Client Service Information

**Your Account Executive:** ATT  
ANDREW CARDINALI

**Contact Information**  
**E-Mail Address:**  
customerservice@mbssecurities.com

**Client Service Information**  
**Service Hours:** Weekdays 09:00 a.m. - 05:00 p.m. (EST)  
**Client Service Telephone Number:** (800) 967-9045  
**Web Site:** WWW.MBSSECURITIES.COM





## Your Account Information

### INVESTMENT OBJECTIVE

Investment Objective: NONE SPECIFIED

Please discuss your investment objective with your Account Executive.

### TAX LOT DEFAULT DISPOSITION METHOD

Default Method for Mutual Funds: First In First Out

Default Method for Stocks in a Dividend Reinvestment Plan: First In First Out

Default Method for all Other Securities: First In First Out

### BOND AMORTIZATION ELECTIONS

Amortize premium on taxable bonds based on Constant Yield Method: Yes

Accrual market discount method for all other bond types: Constant Yield Method

Include market discount in income annually: No

### ELECTRONIC DELIVERY

Your electronic delivery selections for account communications are listed below:

#### Electronic Delivery

Enrollment	Communication
<input checked="" type="checkbox"/>	Statements and Reports
<input checked="" type="checkbox"/>	Trade Confirmations
<input checked="" type="checkbox"/>	Tax Documents
<input checked="" type="checkbox"/>	Notifications
<input checked="" type="checkbox"/>	Prospectus
<input checked="" type="checkbox"/>	Proxy/Shareholder Communications

You have not enrolled any of the above documents for electronic delivery. Please log in to your account or contact your Account Executive to make any changes to your electronic delivery preferences.

## Income and Expense Summary

	Current Period		Year-to-Date	
	Taxable	Non Taxable	Taxable	Non Taxable
<b>Interest Income</b>				
Other Interest	28,028.59	0.00	197,098.29	0.00
<b>Total Income</b>	<b>\$28,028.59</b>	<b>\$0.00</b>	<b>\$197,098.29</b>	<b>\$0.00</b>

## Accrued Interest Summary

	Current Period		Year-to-Date	
	Taxable	Non Taxable	Taxable	Non Taxable
<b>Accrued Interest Paid</b>				
Certificates of Deposit	-23.59	0.00	-67.21	0.00
<b>Total Accrued Interest Paid</b>	<b>-\$23.59</b>	<b>\$0.00</b>	<b>-\$67.21</b>	<b>\$0.00</b>



**MULTI-BANK SECURITIES, INC.\***

1000 Town Center, Suite 2500  
Southfield, MI 48075  
(800) 967-9045

Member of FINRA & SIPC; MSRB Registered.

July 1, 2020 - July 31, 2020  
MEDINA CITY SCHOOLS

**Portfolio Holdings**

Description	Quantity	Opening Balance	Closing Balance	Accrued Income	30-Day Yield
<b>CASH, MONEY FUNDS AND BANK DEPOSITS 1.00% of Portfolio</b>					
<b>Cash Balance</b>		7,619.67	8,632.29		
<b>TOTAL CASH, MONEY FUNDS AND BANK DEPOSITS</b>		<b>\$7,619.67</b>	<b>\$8,632.29</b>	<b>\$0.00</b>	

Description	Quantity	Market Price	Market Value	Accrued Interest	Estimated Annual Income	Estimated Yield
<b>FIXED INCOME 99.00% of Portfolio (In Maturity Date Sequence)</b>						
<b>Certificates of Deposit</b>						
*MORGAN STANLEY BK N A SALT LAKE CITY UTAH CTF DEP 2.750% 08/03/20 B/E DTD 08/02/18 ACT/365 Security Identifier: 61747M4K4	248,000.000	100.0220	248,054.56	3,363.29	6,820.00	2.74%
*BANK AMER NA CHARLOTTE NC CTF DEP 2.750% 08/17/20 DTD 08/15/18 ACT/365 1ST CPN DTE 02/15/19 Security Identifier: 06051VB70	246,000.000	100.1260	246,309.96	3,095.22	6,765.00	2.74%
ORIENTAL BK BROKERED INSTL CTF DEP 2.800% 09/14/20 DTD 09/12/18 ACT/365 1ST CPN DTE 03/12/19 Security Identifier: 68621KCC3	246,000.000	100.3400	246,836.40	2,660.84	6,888.00	2.79%
CONNECTONE BK ENGLEWOOD CLIFFS N J CTF DEP 2.800% 09/18/20 DTD 09/19/18 ACT/365 Security Identifier: 20786ACJ2	248,000.000	100.3700	248,917.60	228.30	6,944.00	2.78%
BARCLAYS BK DEL RETAIL CTF DEP 3A2 INSTL CTF DEP 1.950% 09/21/20 DTD 09/20/17 ACT/365 Security Identifier: 06740KKU0	247,000.000	100.2690	247,664.43	1,755.05	4,816.50	1.94%
MAIN STR BK BINGHAM FARMS MI CTF DEP 2.900% 10/05/20 DTD 10/04/18 ACT/365 1ST CPN DTE 11/04/18 Security Identifier: 56035BBN5	248,000.000	100.5080	249,259.84	532.01	7,192.00	2.88%
WEX BK MIDVALE UTAH CTF DEP 2.000% 10/19/20 DTD 10/18/17 ACT/365 1ST CPN DTE 04/18/18 Security Identifier: 92937CGB8	247,000.000	100.4250	248,049.75	1,407.56	4,940.00	1.99%
GOLDMAN SACHS BK USA NEW YORK CTF DEP 2.050% 11/23/20 DTD 11/22/17 ACT/365 1ST CPN DTE 05/22/18 Security Identifier: 38148PTD9	247,000.000	100.6260	248,546.22	971.08	5,063.50	2.03%
MERCANTIL BK NATL ASSN CORAL GABLES FLA CTF DEP 2.200% 12/29/20 DTD 12/29/17 ACT/365 Security Identifier: 58733AES4	248,000.000	100.8710	250,160.08	29.90	5,456.00	2.18%



**Portfolio Holdings (continued)**

Description	Quantity	Market Price	Market Value	Accrued Interest	Estimated Annual Income	Estimated Yield
<b>FIXED INCOME (continued)</b>						
<b>Certificates of Deposit (continued)</b>						
DISCOVER BK GREENWOOD DEL CTF DEP 2.500% 02/01/21 DTD 01/31/18 ACT/365 Security Identifier: 254673LX2	246,000.000	101.2320	249,030.72	0.00	6,150.00	2.46%
FIRST NATL BK MCGREGOR TEX CTF DEP 2.650% 02/01/21 DTD 01/31/19 ACT/365 1ST CPN DTE 02/28/19 Security Identifier: 32112UCU3	245,000.000	101.2880	248,155.60	0.00	6,492.50	2.61%
CAPITAL BK N A ROCKVILLE MD CTF DEP 2.600% 03/12/21 DTD 03/13/19 ACT/365 1ST CPN DTE 04/13/19 Security Identifier: 139805AQ8	248,000.000	101.5210	251,772.08	317.98	6,448.00	2.56%
CITIBANK NATL ASSN SIOUX FALLS S D CTF DEP 2.700% 03/29/21 DTD 03/29/18 ACT/365 Security Identifier: 17312QH77	246,000.000	101.7230	250,238.58	2,256.46	6,642.00	2.65%
SYNCHRONY BK RETAIL CTF DEP FIDELITY INSTL CTF DEP 2.700% 04/13/21 DTD 04/13/18 ACT/365 Security Identifier: 87165FUN2	246,000.000	101.8210	250,479.66	1,983.50	6,642.00	2.65%
TOWNEBANK PORTSMOUTH VA CTF DEP 2.800% 04/30/21 DTD 04/30/18 ACT/365 1ST CPN DTE 10/30/18 Security Identifier: 89214PBL2	246,000.000	102.0160	250,959.36	1,736.15	6,888.00	2.74%
FEDERAL SVGS BK CHICAGO IL CTF DEP 2.500% 05/28/21 DTD 05/30/19 ACT/365 1ST CPN DTE 06/30/19 Security Identifier: 313812DA4	248,000.000	101.9730	252,893.04	0.00	6,200.00	2.45%
CTBC BK CORP USA LOS ANGELES CALIF CTF DEP 3.000% 06/15/21 DTD 06/15/18 ACT/365 Security Identifier: 12651HAB5	246,000.000	102.5300	252,223.80	930.08	7,380.00	2.92%
HERITAGE BK HOPKINSVILLE KY CTF DEP 3.000% 06/21/21 DTD 06/19/18 ACT/365 Security Identifier: 42724JEG6	248,000.000	102.5620	254,353.76	244.60	7,440.00	2.92%
CHIPPEWA VY BK WINTER WIS CTF DEP 3.000% 07/06/21 DTD 07/06/18 ACT/365 1ST CPN DTE 08/06/18 Security Identifier: 169894AP7	248,000.000	102.6800	254,646.40	509.59	7,440.00	2.92%
BMW BK NORTH AMER SALT LAKE CITY UTAH CTF DEP 3.000% 07/13/21 DTD 07/13/18 ACT/365 Security Identifier: 05580ANK6	246,000.000	102.7580	252,784.68	363.95	7,380.00	2.91%
MORGAN STANLEY PRIVATE BK NATL ASSN PUR N Y CTF DEP 2.100% 08/09/21 DTD 08/08/19 ACT/365 Security Identifier: 61760AS83	248,000.000	102.0170	253,002.16	2,482.72	5,208.00	2.05%
MAIN STR BK CORP WHEELING WV CTF DEP 2.950% 02/01/22 DTD 02/01/19 ACT/365 1ST CPN DTE 05/01/19 Security Identifier: 56034WAS0	248,000.000	104.2000	258,416.00	1,823.99	7,316.00	2.83%



**MBS MULTI-BANK SECURITIES, INC.\***

1000 Town Center, Suite 2300  
Southfield, MI 48075  
(800) 967-9045

Member of FINRA & SIPC; MSRB Registered.

July 1, 2020 - July 31, 2020  
MEDINA CITY SCHOOLS

**Portfolio Holdings (continued)**

Description	Quantity	Market Price	Market Value	Accrued Interest	Estimated Annual Income	Estimated Yield
<b>FIXED INCOME (continued)</b>						
<b>Certificates of Deposit (continued)</b>						
UBS BK USA SALT LAKE CITY UT CTF DEP 1.000% 03/11/22 B/E DTD 03/11/20 ACT/365 1ST CPN DTE 04/11/20 Security Identifier: 90348JSW1	248,000.000	101.3600	251,372.80	135.89	2,480.00	0.98%
PINNACLE BK NASHVILLE TENN CTF DEP ACT/365 1.000% 05/06/22 B/E DTD 05/06/20 ACT/365 Security Identifier: 72345SKR1	248,000.000	101.4800	251,670.40	584.33	2,480.00	0.98%
DELTA NATL BK & TR CO NEW YORK NY CTF DEP 1.100% 08/03/22 B/E DTD 03/30/20 ACT/365 Security Identifier: 24773RBM6	91,000.000	101.8630	92,695.33	337.32	1,001.00	1.07%
CAPITAL ONE NATL ASSN MCLEAN VA CTF DEP 2.050% 08/15/22 DTD 08/14/19 ACT/365 Security Identifier: 14042RMX6	248,000.000	103.8180	257,468.64	2,340.03	5,084.00	1.97%
LAKELAND BK NFLD N J CTF DEP 1.100% 09/30/22 B/E DTD 03/30/20 ACT/365 1ST CPN DTE 09/30/20 Security Identifier: 511640AX2	248,000.000	101.9870	252,927.76	919.30	2,728.00	1.07%
SYNOVUS BK COLUMBUS GA CTF DEP 1.400% 10/17/22 B/E DTD 04/17/20 ACT/365 1ST CPN DTE 10/17/20 Security Identifier: 87164DRV4	248,000.000	102.6880	254,666.24	998.79	3,472.00	1.36%
SALLIE MAE BK SALT LAKE CITY UT CTF DEP 2.650% 01/31/23 DTD 01/31/18 ACT/365 1ST CPN DTE 07/31/18 Security Identifier: 795450J71	246,000.000	106.1380	261,099.48	0.00	6,519.00	2.49%
EAGLEBANK BETHESDA MD CTF DEP 1.650% 03/06/23 DTD 03/06/20 ACT/365 1ST CPN DTE 04/06/20 Security Identifier: 27002YEV4	248,000.000	103.7530	257,307.44	280.27	4,092.00	1.59%
LIVE OAK BKG CO WILMINGTON N C CTF DEP 1.550% 03/06/23 DTD 03/06/20 ACT/365 Security Identifier: 538036JZ8	100,000.000	103.4940	103,494.00	127.40	1,550.00	1.49%
FLORIDA CAP BK NATL ASSN JACKSONVILLE FLA CTF DEP 1.150% 03/27/23 B/E DTD 03/26/20 ACT/365 Security Identifier: 340569GV8	248,000.000	102.5040	254,209.92	31.25	2,852.00	1.12%
AMERICAN EXPRESS NATL BK BROKERED INTL CTF DEP PROGRAM INSTL CTF DEP 1.450% 03/31/23 B/E DTD 03/31/20 Security Identifier: 02589AB50	248,000.000	103.3100	256,208.80	1,201.95	3,596.00	1.40%



## Portfolio Holdings (continued)

Description	Quantity	Market Price	Market Value	Accrued Interest	Estimated Annual Income	Estimated Yield
<b>FIXED INCOME (continued)</b>						
<b>Certificates of Deposit (continued)</b>						
BANK LEUMI USA NEW YORK N Y CTF DEP 1.450% 03/31/23 B/E DTD 03/31/20 ACT/365 1ST CPN DTE 09/30/20 Security Identifier: 063248KR8	248,000.000	103.3100	256,208.80	1,201.95	3,596.00	1.40%
NORTHSTAR BK BAD AXE MICH CTF DEP 1.150% 03/31/23 B/E DTD 03/31/20 ACT/365 1ST CPN DTE 04/30/20 Security Identifier: 66704MEQ0	248,000.000	102.5130	254,232.24	718.86	2,852.00	1.12%
FIRST NATL BK OF MICH KALAMAZOO CTF DEP 1.250% 04/10/23 B/E DTD 04/09/20 ACT/365 Security Identifier: 32114VBZ9	247,000.000	100.7830	248,934.01	186.10	3,087.50	1.24%
FIRST FINL NORTHWEST BK RENTON WASH CTF DEP 1.350% 04/17/23 B/E DTD 04/15/20 ACT/365 Security Identifier: 32022MBV9	248,000.000	100.0530	248,131.44	146.76	3,348.00	1.34%
BMO HARRIS BK NATL ASSN CHICAGO ILL CTF DEP 0.600% 06/26/23 B/E DTD 06/26/20 ACT/365 Security Identifier: 05600XAA8	246,000.000	100.0780	246,191.88	141.53	1,476.00	0.59%
INVESTORS CMNTY BK MANITOWOC WIS CTF DEP 0.400% 06/26/23 B/E DTD 06/24/20 ACT/365 Security Identifier: 46147UUC2	246,000.000	100.0470	246,115.62	18.87	984.00	0.39%
GREAT SOUTHN BK REEDS SPRINGS MO CTF DEP 1.700% 08/21/23 DTD 02/21/20 ACT/365 Security Identifier: 39120VSS4	248,000.000	100.0890	248,220.72	115.51	4,216.00	1.69%
LIVE OAK BKG CO WILMINGTON N C CTF DEP 1.600% 09/06/23 DTD 03/06/20 ACT/365 Security Identifier: 538036KB9	147,000.000	104.2210	153,204.87	193.32	2,352.00	1.53%
NICOLET NATL BK GREENBAY WIS CTF DEP ACT/365 1.100% 09/27/23 B/E DTD 03/27/20 ACT/365 Security Identifier: 654062JG4	248,000.000	100.6500	249,612.00	29.90	2,728.00	1.09%
BANKWEST INC PIERRE S D CTF DEP 1.250% 10/24/23 B/E DTD 04/24/20 ACT/365 1ST CPN DTE 05/15/20 Security Identifier: 06652CHH7	248,000.000	103.2260	256,000.48	135.89	3,100.00	1.21%
DELTA NATL BK & TR CO NEW YORK NY CTF DEP 1.200% 03/04/24 B/E DTD 03/31/20 ACT/365 Security Identifier: 24773RBN4	141,000.000	103.2630	145,600.83	565.55	1,692.00	1.16%
PREFERRED BK LOS ANGELES CALIF CTF DEP 1.100% 03/27/24 DTD 03/27/20 ACT/365 Security Identifier: 740367KG1	227,000.000	102.9250	233,639.75	27.36	2,497.00	1.06%
PACIFIC WESTN BK BEVERLY HILLS CALIF CTF DEP 1.300% 04/16/24 B/E DTD 04/16/20 ACT/365 Security Identifier: 69506YRH4	248,000.000	103.6820	257,131.36	936.28	3,224.00	1.25%



**MBS MULTI-BANK SECURITIES, INC.\***

1000 Town Center, Suite 2500  
Southfield, MI 48075  
(800) 967-9045

Member of FINRA & SIPC; MSRB Registered.

July 1, 2020 - July 31, 2020  
MEDINA CITY SCHOOLS

**Portfolio Holdings (continued)**

Description	Quantity	Market Price	Market Value	Accrued Interest	Estimated Annual Income	Estimated Yield
<b>FIXED INCOME (continued)</b>						
<b>Certificates of Deposit (continued)</b>						
CENTERSTATE BK FLA NA WINTERHAVEN FL CTF DEP 1.050% 04/30/24 B/E DTD 04/30/20 ACT/365 Security Identifier: 15201QDH7	248,000.000	102.7720	254,874.56	656.35	2,604.00	1.02%
TEXAS EXCHANGE BK SSB CROWLEY CTF DEP 0.850% 05/20/24 B/E DTD 05/20/20 ACT/365 CALLABLE 08/20/20 Security Identifier: 88241THFO	248,000.000	100.0400	248,099.20	63.53	2,108.00	0.84%
LINCOLN SVGS BK REINBECK IOWA CTF DEP CT/365 0.600% 06/24/24 B/E DTD 06/24/20 ACT/365 Security Identifier: 534732AV4	248,000.000	100.0780	248,193.44	28.54	1,488.00	0.59%
FIRST KEYSTONE CMNTY BK BERWICK PA CTF DEP 0.600% 06/28/24 B/E DTD 06/30/20 ACT/365 Security Identifier: 32065RAK1	248,000.000	100.0880	248,218.24	4.08	1,488.00	0.59%
FLAGSTAR BK FSB TROY MICH CTF DEP 0.500% 07/17/24 B/E DTD 07/17/20 ACT/365 1ST CPN DTE 01/17/21 Security Identifier: 33847E3V7	248,000.000	100.6680	249,656.64	47.56	1,240.00	0.49%
COMMERCE BK GENEVA MINN CTF DEP 1.900% 09/03/24 DTD 09/03/19 ACT/365 CALLABLE 09/03/20 Security Identifier: 20056QSBO	248,000.000	100.1640	248,406.72	1,536.24	4,712.00	1.89%
FIRST NATL BK SYRACUSE JOHNSON KANS CTF DEP 1.950% 09/18/24 DTD 09/18/19 ACT/365 Security Identifier: 334342CF7	248,000.000	100.0870	248,215.76	172.24	4,836.00	1.94%
PARKSIDE FINL BK & TR CLAYTON MO CTF DEP 1.250% 09/27/24 B/E DTD 03/27/20 ACT/365 Security Identifier: 70147ADN1	248,000.000	100.0880	248,218.24	33.97	3,100.00	1.24%
HSBC BK USA NATL ASSOCIATION INSTL CTF DEP PROGRAM 2.125% 11/04/24 DTD 11/04/19 ACT/365 Security Identifier: 44329MBF9	248,000.000	100.5140	249,274.72	1,270.58	5,270.00	2.11%
FIRST NATL BK AMER EAST LANSING MICH CTF DEP 1.900% 12/13/24 DTD 12/13/19 ACT/365 Security Identifier: 32110YNL5	248,000.000	100.6710	249,664.08	232.37	4,712.00	1.88%
COMMERCIAL BK WEST LIBERTY KY CTF DEP 1.100% 03/17/25 DTD 03/17/20 ACT/365 CALLABLE 08/17/20 Security Identifier: 201525AC6	248,000.000	100.0450	248,111.60	104.64	2,728.00	1.09%





## Portfolio Holdings (continued)

Description	Quantity	Market Price	Market Value	Accrued Interest	Estimated Annual Income	Estimated Yield
<b>FIXED INCOME (continued)</b>						
<b>Certificates of Deposit (continued)</b>						
DRAKE BK ST PAUL MINN CTF DEP 1.100% 03/20/25 DTD 03/20/20 ACT/365 CALLABLE 09/20/20 Security Identifier: 26144KAHO	248,000.000	100.1410	248,349.68	82.21	2,728.00	1.09%
FIRST OKLA BK JENKS CTF DEP 0.950% 05/15/25 B/E DTD 05/15/20 ACT/365 CALLABLE 08/15/20 Security Identifier: 335857BX5	245,000.000	100.0340	245,083.30	102.03	2,327.50	0.94%
SOUTHERN BANCORP BK ARKADDELPHIA ARK CTF DEP 0.650% 06/24/25 B/E DTD 06/24/20 ACT/365 Security Identifier: 84223QAL1	248,000.000	100.0870	248,215.76	30.92	1,612.00	0.64%
STATE BK INDIA CHICAGO ILL CTF DEP 0.950% 07/10/25 B/E DTD 07/10/20 ACT/365 1ST CPN DTE 01/10/21 Security Identifier: 856283P26	246,000.000	102.0130	250,951.98	134.46	2,337.00	0.93%
BANK BARODA NEW YORK BRH CTF DEP 0.650% 07/22/25 B/E DTD 07/22/20 ACT/365 1ST CPN DTE 01/22/21 Security Identifier: 06063HMT7	246,000.000	100.5170	247,271.82	39.43	1,599.00	0.64%
<b>Total Certificates of Deposit</b>	14,806,000.000		\$15,029,905.23	\$42,605.83	\$258,407.50	
<b>U.S. Government Bonds</b>						
FEDERAL FARM CR BKS CONS SYSTEMWIDE BDS 0.600% 07/02/24 B/E DTD 07/02/20 CALLABLE 10/02/20 @ 100.000 Moody Rating Aaa S & P Rating AA+ Security Identifier: 3133ELR55 Price Estimated as of: 07/27/20	740,000.000	99.9750	739,815.00	357.67	4,440.00	0.60%
<b>Total U.S. Government Bonds</b>	740,000.000		\$739,815.00	\$357.67	\$4,440.00	
<b>TOTAL FIXED INCOME</b>	15,546,000.000		\$15,769,720.23	\$42,963.50	\$262,847.50	
			<b>Market Value</b>	<b>Accrued Interest</b>	<b>Estimated Annual Income</b>	
<b>Total Portfolio Holdings</b>			\$15,778,352.52	\$42,963.50	\$262,847.50	

<sup>1</sup> This bond is maturing.

## Portfolio Holdings Disclosures

### Pricing

This section includes the net market value of the securities in your account on a settlement date basis, including short positions, at the close of the statement period. The market prices, unless otherwise noted, have been obtained from independent vendor services, which we believe to be reliable. Market prices do not constitute a bid or an offer, and may differ from the actual sale price. Securities for which a price is not available are marked "N/A" and are omitted from the Total.

THE AS OF PRICE DATE ONLY APPEARS WHEN THE PRICE DATE DOES NOT EQUAL THE STATEMENT DATE.

July 1, 2020 - July 31, 2020  
MEDINA CITY SCHOOLS**Portfolio Holdings Disclosures (continued)****Estimated Annual Figures**

The estimated annual income (EAI) and estimated annual yield (EAY) figures are estimates and for informational purposes only. These figures are not considered to be a forecast or guarantee of future results. These figures are computed using information from providers believed to be reliable; however, no assurance can be made as to the accuracy. Since interest and dividend rates are subject to change at any time, and may be affected by current and future economic, political, and business conditions, they should not be relied on for making investment, trading, or tax decisions. These figures assume that the position quantities, interest and dividend rates, and prices remain constant. A capital gain or return of principal may be included in the figures for certain securities, thereby overstating them. Refer to [www.pershing.com/disclosures](http://www.pershing.com/disclosures) for specific details as to formulas used to calculate the figures. Accrued interest represents interest earned but not yet received.

**Reinvestment**

The dollar amount of Mutual Fund distributions, Money Market Fund dividend income, Bank Deposit interest income, or dividends for other securities shown on your statement may have been reinvested. You will not receive confirmation of these reinvestments. Upon written request to your financial institution, information pertaining to these transactions, including the time of execution and the name of the person from whom your security was purchased, may be obtained. In dividend reinvestment transactions, Pershing acts as your agent and receives payment for order flow.

**Option Disclosure**

Information with respect to commissions and other charges incurred in connection with the execution of option transactions has been included in confirmations previously furnished to you. A summary of this information is available to you promptly upon your written request directed to your introducing firm. In order to assist your introducing firm in maintaining current background and financial information concerning your option accounts, please promptly advise them in writing of any material change in your investment objectives or financial situation. Expiring options which are valuable are exercised automatically pursuant to the exercise by exception procedure of the Options Clearing Corporation. Additional information regarding this procedure is available upon written request to your introducing firm.

**Certificates of Deposit**

Certificates of Deposit acquired through the Certificate of Deposit Account Registry Service ("CDARS") and held in your brokerage account are subject to Securities Investor Protection Corporation (SIPC) coverage. Please see additional information about SIPC under Important Information and Disclosures on this statement.

Please be advised that the secondary market for CDs is generally illiquid; the actual value of CDs may be different from their purchase price; and a significant loss of principal could result if your CDs are sold prior to maturity. In the event that the CDs listed above do not indicate a market valuation, an accurate market value could not be determined. In the event that a price is listed above for your CDs, Pershing has obtained a price from sources deemed to be reliable or has priced your CDs using a matrix formula. Prices are estimates and the actual value you may obtain for your CD may be different if you elect to sell your CD in the secondary market.

**Foreign Currency Transactions**

Pershing will execute foreign currency transactions as principal for your account. Pershing may automatically convert foreign currency to or from U.S. dollars for dividends and similar corporate action transactions unless you instruct your financial organization otherwise. Pershing's currency conversion rate will not exceed the highest interbank conversion rate identified from customary banking sources on the conversion date or the prior business day, increased by up to 1%, unless a particular rate is required by applicable law. Your financial organization may also increase the currency conversion rate. This conversion rate may differ from rates in effect on the date you executed a transaction, incurred a charge, or received a credit. Transactions converted by agents (such as depositories) will be billed at the rates such agents use.

**Proxy Vote**

Securities not fully paid for in your margin account may be lent by Pershing to itself or others in accordance with the terms outlined in the Margin Agreement. The right to vote your shares held on margin may be reduced by the amount of shares on loan. The Proxy Voting Instruction Form sent to you may reflect a smaller number of shares entitled to vote than

## Portfolio Holdings Disclosures (continued)

### Proxy Vote (continued)

the number of shares in your margin account.

### Ratings

This statement may contain credit rating information obtained from Standard & Poor's. Reproducing and distributing any information received from Standard & Poor's is not permitted without prior written authorization from Standard & Poor's. Standard & Poor's does not guarantee the accuracy, completeness, timeliness or availability of any information. Standard & Poor's is not responsible for any errors or omissions, regardless of the cause, or for the results of using such content. Standard & Poor's makes no express or implied warranties including warranties of merchantability or fitness for a particular purpose. Standard & Poor's shall not be legally responsible for any fees, costs, expenses or losses in connection with the use of their content. Credit ratings are opinions and not statements of facts; are not recommendations to purchase, hold or sell securities; and do not address suitability for investment purpose. Credit ratings should not be relied upon as investment advice.

## Activity Summary (All amounts shown are in base currency)

	Credits This Period	Debits This Period	Net This Period	Credits Year-to-Date	Debits Year-to-Date	Net Year-to-Date
<b>Securities</b>						
Securities Bought	0.00	-1,480,023.59	-1,480,023.59	0.00	-9,864,067.21	-9,864,067.21
<b>Total Securities</b>	<b>\$0.00</b>	<b>-\$1,480,023.59</b>	<b>-\$1,480,023.59</b>	<b>\$0.00</b>	<b>-\$9,864,067.21</b>	<b>-\$9,864,067.21</b>
<b>Dividends and Interest</b>	<b>\$28,822.23</b>	<b>-\$793.64</b>	<b>\$28,028.59</b>	<b>\$201,050.77</b>	<b>-\$3,952.48</b>	<b>\$197,098.29</b>
<b>Distributions</b>	<b>\$988,000.00</b>	<b>\$0.00</b>	<b>\$988,000.00</b>	<b>\$9,400,000.00</b>	<b>\$0.00</b>	<b>\$9,400,000.00</b>
<b>Cash</b>						
Withdrawals	0.00	-1,015,015.97	-1,015,015.97	0.00	-9,599,341.97	-9,599,341.97
Deposits	1,480,023.59	0.00	1,480,023.59	9,865,152.26	0.00	9,865,152.26
<b>Total Cash</b>	<b>\$1,480,023.59</b>	<b>-\$1,015,015.97</b>	<b>\$465,007.62</b>	<b>\$9,865,152.26</b>	<b>-\$9,599,341.97</b>	<b>\$265,810.29</b>
<b>Totals</b>	<b>\$2,496,845.82</b>	<b>-\$2,495,833.20</b>	<b>\$1,012.62</b>	<b>\$19,466,203.03</b>	<b>-\$19,467,361.66</b>	<b>-\$1,158.63</b>

## Transactions by Type of Activity

Process/ Settlement Date	Trade/ Transaction Date	Activity Type	Description	Quantity	Price	Accrued Interest	Amount	Currency
<b>Securities Bought and Sold</b>								
07/02/20	06/26/20	PURCHASED FFCD5008314	FEDERAL FARM CR BKS CONS SYSTEMWIDE BDS 0.600% 07/02/24 B/E DTD 07/02/20 CLB BB YTW:0.600000 BB YTW DATE:20201002 YLD .600 TO PAR	740,000.000	100.0000		-740,000.00	USD
07/13/20	06/30/20	PURCHASED 856283P26	STATE BK INDIA CHICAGO ILL CTF DEP 0.950% 07/10/25 B/E DTD 07/10/20 YLD .950 TO MAT	246,000.000	100.0000	-19.21	-246,019.21	USD





**MBS MULTI-BANK SECURITIES, INC.\***

1000 Town Center, Suite 2300  
Southfield, MI 48075  
(800) 967-9045

Member of FINRA & SIPC; MSRB Registered.

July 1, 2020 - July 31, 2020  
MEDINA CITY SCHOOLS

**Transactions by Type of Activity (continued)**

Process/ Settlement Date	Trade/ Transaction Date	Activity Type	Description	Quantity	Price	Accrued Interest	Amount	Currency
<b>Securities Bought and Sold (continued)</b>								
07/17/20	07/10/20	PURCHASED 33847E3V7	FLAGSTAR BK FSB TROY MICH CTF DEP 0.500% 07/17/24 DTD 07/17/20 YLD .500 TO MAT	248,000.000	100.0000		-248,000.00	USD
07/23/20	07/14/20	PURCHASED 06063HMT7	BANK BARODA NEW YORK BRH CTF DEP 0.650% 07/22/25 DTD 07/22/20 YLD .650 TO MAT	246,000.000	100.0000	-4.38	-246,004.38	USD
<b>Total Securities Bought and Sold</b>						<b>-\$23.59</b>	<b>-\$1,480,023.59</b>	<b>USD</b>
<b>Dividends and Interest</b>								
07/01/20		BOND INTEREST RECEIVED 538036JZ8	100000 LIVE OAK BKG CO WILMINGTON N C CTF DEP 1.550% 03/06/23 DTD 03/06/20 RD 06/16 PD 07/01/20				127.40	USD
07/01/20		BOND INTEREST RECEIVED 538036KB9	147000 LIVE OAK BKG CO WILMINGTON N C CTF DEP 1.600% 09/06/23 DTD 03/06/20 RD 06/16 PD 07/01/20				193.31	USD
07/06/20	06/29/20	BOND INTEREST ADJUSTMENT 32112UCU3	245000 FIRST NATL BK MCGREGOR TEX CTF DEP 2.650% 02/01/21 DTD 01/31/19 RD 06/27 PD 06/28/20 REV 06/29 CREDITED 06/30				-551.42	USD
07/06/20		BOND INTEREST RECEIVED 169894AP7	248000 CHIPPEWA VY BK WINTER WIS CTF DEP 3.000% 07/06/21 DTD 07/06/18 RD 06/21 PD 07/06/20				611.51	USD
07/06/20		BOND INTEREST RECEIVED 20056QSB0	248000 COMMERCE BK GENEVA MINN CTF DEP 1.900% 09/03/24 DTD 09/03/19 CLB RD 06/18 PD 07/03/20				387.29	USD
07/06/20		BOND INTEREST RECEIVED 27002YEV4	248000 EAGLEBANK BETHESDA MD CTF DEP 1.650% 03/06/23 DTD 03/06/20 RD 06/21 PD 07/06/20				336.33	USD
07/06/20		BOND INTEREST RECEIVED 56035BBN5	248000 MAIN STR BK BINGHAM FARMS MI CTF DEP 2.900% 10/05/20 DTD 10/04/18 RD 06/19 PD 07/04/20				591.12	USD
07/07/20	06/30/20	BOND INTEREST ADJUSTMENT 66704MEQ0	248000 NORTHSTAR BK BAD AXE MICH CTF DEP 1.150% 03/31/23 B/E DTD 03/31/20 RD 06/29 PD 06/30/20 ADJ RATE @ 0.945205				-242.22	USD
07/07/20	06/30/20	BOND INTEREST RECEIVED 66704MEQ0	248000 NORTHSTAR BK BAD AXE MICH CTF DEP 1.150% 03/31/23 B/E DTD 03/31/20 RD 06/29 PD 06/30/20 ADJ RATE @ 0.945205				234.41	USD
07/09/20		BOND INTEREST RECEIVED 32114VBZ9	247000 FIRST NATL BK OF MICH KALAMAZOO CTF DEP 1.250% 04/10/23 B/E DTD 04/09/20 RD 06/24 PD 07/09/20				253.77	USD



## Transactions by Type of Activity (continued)

Process/ Settlement Date	Trade/ Transaction Date	Activity Type	Description	Quantity	Price	Accrued Interest	Amount	Currency
<b>Dividends and Interest (continued)</b>								
07/13/20		BOND INTEREST RECEIVED 05580ANK6	246000 BMW BK NORTH AMER SALT LAKE CITY UTAH CTF DEP 3.000% 07/13/21 DTD 07/13/18 RD 06/28 PD 07/13/20				3,679.89	USD
07/13/20		BOND INTEREST RECEIVED 139805AQ8	248000 CAPITAL BK N A ROCKVILLE MD CTF DEP 2.600% 03/12/21 DTD 03/13/19 RD 06/28 PD 07/13/20				529.97	USD
07/13/20		BOND INTEREST RECEIVED 32110YNL5	248000 FIRST NATL BK AMER EAST LANSING MICH CTF DEP 1.900% 12/13/24 DTD 12/13/19 CLB RD 06/28 PD 07/13/20				387.29	USD
07/13/20		BOND INTEREST RECEIVED 856283J64	246000 STATE BK INDIA CHICAGO ILL CTF DEP 2.650% 07/12/24 B/E DTD 07/12/19 CLB RD 07/11 PD 07/12/20				3,250.57	USD
07/13/20		BOND INTEREST RECEIVED 90348JSW1	248000 UBS BK USA SALT LAKE CITY UT CTF DEP 1.000% 03/11/22 B/E DTD 03/11/20 RD 06/26 PD 07/11/20				203.84	USD
07/15/20		BOND INTEREST RECEIVED 06652CHH7	248000 BANKWEST INC PIERRE S D CTF DEP 1.250% 10/24/23 B/E DTD 04/24/20 RD 06/30 PD 07/15/20				254.79	USD
07/15/20		BOND INTEREST RECEIVED 32022MBV9	248000 FIRST FINL NORTHWEST BK RENTON WASH CTF DEP 1.350% 04/17/23 B/E DTD 04/15/20 CLB RD 06/30 PD 07/15/20				275.18	USD
07/15/20		BOND INTEREST RECEIVED 335857BX5	245000 FIRST OKLA BK JENKS CTF DEP 0.950% 05/15/25 B/E DTD 05/15/20 CLB RD 06/30 PD 07/15/20				191.30	USD
07/17/20		BOND INTEREST RECEIVED 201525AC6	248000 COMMERCIAL BK WEST LIBERTY KY CTF DEP 1.100% 03/17/25 DTD 03/17/20 CLB RD 07/02 PD 07/17/20				224.22	USD
07/17/20		BOND INTEREST RECEIVED 29415LBQ3	ENVISION BK RANDOLPH MASS CTF DEP 1.650% 02/14/23 B/E DTD 02/14/20 CLB INTEREST AT 6.826027 RGH				1,692.85	USD
07/20/20		BOND INTEREST RECEIVED 20786ACJ2	248000 CONNECTONE BK ENGLEWOOD CLIFFS N J CTF DEP 2.800% 09/18/20 DTD 09/19/18 RD 07/04 PD 07/19/20				570.74	USD
07/20/20		BOND INTEREST RECEIVED 26144KAH0	248000 DRAKE BK ST PAUL MINN CTF DEP 1.100% 03/20/25 DTD 03/20/20 CLB RD 07/05 PD 07/20/20				224.22	USD
07/20/20		BOND INTEREST RECEIVED 334342CF7	248000 FIRST NATL BK SYRACUSE JOHNSON KANS CTF DEP 1.950% 09/18/24 DTD 09/18/19 RD 07/03 PD 07/18/20				397.48	USD
07/20/20		BOND INTEREST RECEIVED 42724JEG6	248000 HERITAGE BK HOPKINSVILLE KY CTF DEP 3.000% 06/21/21 DTD 06/19/18 RD 07/04 PD 07/19/20				611.51	USD
07/20/20		BOND INTEREST RECEIVED 88241THF0	248000 TEXAS EXCHANGE BK SSB CROWLEY CTF DEP 0.850% 05/20/24 B/E DTD 05/20/20 CLB RD 07/05 PD 07/20/20				173.26	USD
07/21/20		BOND INTEREST RECEIVED 39120VSS4	248000 GREAT SOUTHN BK REEDS SPRINGS MO CTF DEP 1.700% 08/21/23 DTD 02/21/20 CLB RD 07/06 PD 07/21/20				346.52	USD



July 1, 2020 - July 31, 2020  
MEDINA CITY SCHOOLS

**Transactions by Type of Activity (continued)**

Process/ Settlement Date	Trade/ Transaction Date	Activity Type	Description	Quantity	Price	Accrued Interest	Amount	Currency
<b>Dividends and Interest (continued)</b>								
07/24/20		BOND INTEREST RECEIVED 46147UUC2	246000 INVESTORS CMNTY BK MANITOWOC WIS CTF DEP 0.400% 06/26/23 B/E DTD 06/24/20 CLB RD 07/09 PD 07/24/20				80.88	USD
07/24/20		BOND INTEREST RECEIVED 534732AV4	248000 LINCOLN SVGS BK REINBECK IOWA CTF DEP CT/365 0.600% 06/24/24 B/E DTD 06/24/20 CLB RD 07/09 PD 07/24/20				122.30	USD
07/24/20		BOND INTEREST RECEIVED 84223QAL1	248000 SOUTHERN BANCORP BK ARKADDELPHIA ARK CTF DEP 0.650% 06/24/25 B/E DTD 06/24/20 CLB RD 07/09 PD 07/24/20				132.49	USD
07/27/20		BOND INTEREST RECEIVED 108622JM4	248000 BRIDGEWATER BK BLOOMINGTON MINN CTF DEP 1.250% 03/27/25 B/E DTD 03/27/20 CLB RD 07/12 PD 07/27/20				254.79	USD
07/27/20		BOND INTEREST RECEIVED 33616CAZ3	246000 FIRST REP BK SAN FRANCISCO CALIF NEW CTF DEP 2.750% 07/27/20 B/E DTD 07/27/18 RD 07/12 PD 07/27/20				3,373.23	USD
07/27/20		BOND INTEREST RECEIVED 340569GV8	248000 FLORIDA CAP BK NATL ASSN JACKSONVILLE FLA CTF DEP 1.150% 03/27/23 B/E DTD 03/26/20 RD 07/11 PD 07/26/20				234.41	USD
07/27/20		BOND INTEREST RECEIVED 654062JG4	248000 NICOLET NATL BK GREENBAY WIS CTF DEP ACT/365 1.100% 09/27/23 B/E DTD 03/27/20 CLB RD 07/12 PD 07/27/20				224.22	USD
07/27/20		BOND INTEREST RECEIVED 70147ADN1	248000 PARKSIDE FINL BK & TR CLAYTON MO CTF DEP 1.250% 09/27/24 B/E DTD 03/27/20 CLB RD 07/12 PD 07/27/20				254.79	USD
07/27/20		BOND INTEREST RECEIVED 740367KG1	227000 PREFERRED BK LOS ANGELES CALIF CTF DEP 1.100% 03/27/24 DTD 03/27/20 RD 07/12 PD 07/27/20				205.23	USD
07/29/20		BOND INTEREST RECEIVED 58733AES4	248000 MERCANTIL BK NATL ASSN CORAL GABLES FLA CTF DEP 2.200% 12/29/20 DTD 12/29/17 RD 07/14 PD 07/29/20				448.44	USD
07/30/20		BOND INTEREST RECEIVED 313812DA4	248000 FEDERAL SVGS BK CHICAGO IL CTF DEP 2.500% 05/28/21 DTD 05/30/19 RD 07/15 PD 07/30/20				509.59	USD

## Transactions by Type of Activity (continued)

Process/ Settlement Date	Trade/ Transaction Date	Activity Type	Description	Quantity	Price	Accrued Interest	Amount	Currency
<b>Dividends and Interest (continued)</b>								
07/30/20		BOND INTEREST RECEIVED 32065RAK1	248000 FIRST KEYSTONE CMNTY BK BERWICK PA CTF DEP 0.600% 06/28/24 B/E DTD 06/30/20 CLB RD 07/15 PD 07/30/20				122.30	USD
07/31/20		BOND INTEREST RECEIVED 254673LX2	246000 DISCOVER BK GREENWOOD DEL CTF DEP 2.500% 02/01/21 DTD 01/31/18 RD 07/16 PD 07/31/20				3,066.58	USD
07/31/20		BOND INTEREST RECEIVED 32112UCU3	245000 FIRST NATL BK MCGREGOR TEX CTF DEP 2.650% 02/01/21 DTD 01/31/19 RD 07/30 PD 07/31/20				551.42	USD
07/31/20		BOND INTEREST RECEIVED 66704MEQ0	248000 NORTHSTAR BK BAD AXE MICH CTF DEP 1.150% 03/31/23 B/E DTD 03/31/20 RD 07/30 PD 07/31/20				242.22	USD
07/31/20		BOND INTEREST RECEIVED 795450J71	246000 SALLIE MAE BK SALT LAKE CITY UT CTF DEP 2.650% 01/31/23 DTD 01/31/18 RD 07/16 PD 07/31/20				3,250.57	USD
<b>Total Dividends and Interest</b>						<b>\$0.00</b>	<b>\$28,028.59</b>	<b>USD</b>
<b>Distributions</b>								
07/13/20		SECURITY REDEEMED 856283J64	STATE BK INDIA CHICAGO ILL CTF DEP 2.650% 07/12/24 B/E DTD 07/12/19 CLB	-246,000.000			246,000.00	USD
07/14/20		SECURITY REDEEMED 29415LBQ3	ENVISION BK RANDOLPH MASS CTF DEP 1.650% 02/14/23 B/E DTD 02/14/20 CLB	-248,000.000			248,000.00	USD
07/27/20		SECURITY REDEEMED 108622JM4	BRIDGEWATER BK BLOOMINGTON MINN CTF DEP 1.250% 03/27/25 B/E DTD 03/27/20 CLB	-248,000.000			248,000.00	USD
07/27/20		SECURITY REDEEMED 33616CAZ3	FIRST REP BK SAN FRANCISCO CALIF NEW CTF DEP 2.750% 07/27/20 B/E DTD 07/27/18 ACCOUNT REDEMPTION	-246,000.000			246,000.00	USD
<b>Total Distributions</b>						<b>\$0.00</b>	<b>\$988,000.00</b>	<b>USD</b>
<b>Cash Withdrawals and Deposits</b>								
07/01/20		ELECTRONIC TRANSACTION USD999997	SEND TO BANK FOR ACH ACH HUNTINGTON NATIONAL BANK				-7,337.46	USD
07/02/20		ELECTRONIC DEPOSIT USD999997	RECV FR BANK FOR ACH ACH HUNTINGTON NATIONAL BANK				740,000.00	USD
07/13/20		ELECTRONIC TRANSACTION USD999997	SEND TO BANK FOR ACH ACH HUNTINGTON NATIONAL BANK				-10,231.58	USD
07/13/20		ELECTRONIC TRANSACTION USD999997	SEND TO BANK FOR ACH ACH HUNTINGTON NATIONAL BANK				-246,000.00	USD
07/13/20		ELECTRONIC DEPOSIT USD999997	RECV FR BANK FOR ACH ACH HUNTINGTON NATIONAL BANK				19.21	USD



**MBS MULTI-BANK SECURITIES, INC.®**

1000 Town Center, Suite 2300  
Southfield, MI 48075  
(800) 967-9045

Member of FINRA & SIPC; MSRB Registered.

July 1, 2020 - July 31, 2020  
MEDINA CITY SCHOOLS

### Transactions by Type of Activity (continued)

Process/ Settlement Date	Trade/ Transaction Date	Activity Type	Description	Quantity	Price	Accrued Interest	Amount	Currency
<b>Cash Withdrawals and Deposits (continued)</b>								
07/13/20		ELECTRONIC DEPOSIT USD999997	RECV FR BANK FOR ACH ACH HUNTINGTON NATIONAL BANK				246,000.00	USD
07/15/20		ELECTRONIC TRANSACTION USD999997	SEND TO BANK FOR ACH ACH HUNTINGTON NATIONAL BANK				-248,000.00	USD
07/17/20		ELECTRONIC DEPOSIT USD999997	RECV FR BANK FOR ACH ACH HUNTINGTON NATIONAL BANK				248,000.00	USD
07/23/20		ELECTRONIC DEPOSIT USD999997	RECV FR BANK FOR ACH ACH HUNTINGTON NATIONAL BANK				246,004.38	USD
07/27/20		ELECTRONIC TRANSACTION USD999997	SEND TO BANK FOR ACH ACH HUNTINGTON NATIONAL BANK				-494,000.00	USD
07/27/20		ELECTRONIC TRANSACTION USD999997	SEND TO BANK FOR ACH ACH HUNTINGTON NATIONAL BANK				-9,446.93	USD
<b>Total Cash Withdrawals and Deposits</b>						<b>\$0.00</b>	<b>\$465,007.62</b>	<b>USD</b>
<b>Total Value of Transactions</b>						<b>-\$23.59</b>	<b>\$1,012.62</b>	<b>USD</b>

The price and quantity displayed may have been rounded.





## Fixed Income Analysis

### Bond Quality

Bond Quality	Market Value	% of Bond Market Value	Percent of Fixed Income
AAA	739,815.00	5%	
Not Rated	15,029,905.23	95%	
<b>Total</b>	<b>15,769,720.23</b>	<b>100%</b>	

### Bond Maturity Schedule



Bond Maturity	Market Value	% of Bond Market Value
Within 1 month	494,364.52	3%
1 to 6 months	1,739,434.32	11%
7 to 12 months	2,767,537.68	18%
1 to 5 years	10,768,383.71	68%
<b>Total</b>	<b>15,769,720.23</b>	<b>100%</b>

Percentages of bond market values are rounded to the nearest whole percentage.

Bond quality ratings reflect Moody's or Standard and Poor's ratings. Bonds may be rated by other services. Bonds that are in default are not included. Please refer to your Portfolio Holdings section.

## Called Bonds

Call Date	Security Description	Eligible Quantity	Called Quantity	Call Price	Type of Call	Redemption Proceeds
08/17/2020	FIRST FINL NORTHWEST BK RENTON WASH CTF DEP 1.350% 04/17/23 B/E DTD 04/15/20 ACT/365	248,000.000	248,000.000	100.0000	Full	248,000.00
08/27/2020	PARKSIDE FINL BK & TR CLAYTON MO CTF DEP 1.250% 09/27/24 B/E DTD 03/27/20 ACT/365	248,000.000	248,000.000	100.0000	Full	248,000.00

Pershing LLC receives the called bond information from several information sources which Pershing believes are reliable. Pershing does not guarantee the accuracy of the information. For callable options that are available to you please contact your Account Executive.

## Messages

Although a money market mutual fund seeks to preserve the value of your investment at \$1 per share, it is possible to lose money by investing in a money market mutual fund. Shares of a money market mutual fund or the balance of a bank deposit product held in your brokerage account may be liquidated upon request with the proceeds credited to your brokerage account. Please see the money market mutual fund's prospectus or the bank deposit product's disclosure document or contact your advisor for additional information. Pursuant to SEC Rule 10b-10(b)(1) confirmations are not sent for purchases into money market mutual funds processed on the sweep platform. Pursuant to applicable regulation, account statements will be produced monthly or quarterly.

European Union Shareholder Rights Directive II, effective on September 3, 2020, requires the disclosure of shareholder details when the issuer of equity securities with a registered office within the European Economic Area makes a request. If you identified your account to your financial organization as an objecting beneficial owner, this election will remain effective only for non-European Union issuer requests.

### e-Delivery

Going digital is more important than ever before, and the benefits of electronic delivery--speed, convenience and safety--are clear. We offer e-Delivery for account statements, prospectus documents, proxy or shareholder communications, tax documents, trade confirmations and more. Historical account data is available from the day of initial signup.

To enroll, log in to your brokerage account, select "Go Paperless" at the top of any page and follow the on-screen prompts for setup. Enrollment can be activated as quickly as the day you register, and you will be notified when documents are available in an online, password-protected portal.

July 1, 2020 - July 31, 2020  
MEDINA CITY SCHOOLS**Messages (continued)**

Contact your financial professional if you have any questions about any of our efficient digital tools.

**Cash Not Yet Received**

Security	Record Date	Payable Date	Quantity Held	Rate	Dividend Option	Amount of Payment
<b>Interest</b>						
BANK AMER NA CHARLOTTE NC CTF DEP 2.750% 08/17/20	07/31/20	08/17/20	246,000.000	0.013863	Cash	3,410.30
BANKWEST INC PIERRE S D CTF DEP 1.250% 10/24/23 B/E	07/31/20	08/15/20	248,000.000	0.001062	Cash	263.29
CAPITAL BK N A ROCKVILLE MD CTF DEP 2.600% 03/12/21	07/29/20	08/13/20	248,000.000	0.002208	Cash	547.64
CAPITAL ONE NATL ASSN MCLEAN VA CTF DEP	07/30/20	08/14/20	248,000.000	0.010222	Cash	2,535.04
CHIPPEWA VY BK WINTER WIS CTF DEP 3.000% 07/06/21	07/22/20	08/06/20	248,000.000	0.002548	Cash	631.89
COMMERCIAL BK WEST LIBERTY KY CTF DEP 1.100% 03/17/25	08/02/20	08/17/20	248,000.000	0.000934	Cash	231.69
EAGLEBANK BETHESDA MD CTF DEP 1.650% 03/06/23	07/22/20	08/06/20	248,000.000	0.001401	Cash	347.54
FIRST FINL NORTHWEST BK RENTON WASH CTF DEP	07/31/20	08/15/20	248,000.000	0.001147	Cash	284.35
FIRST NATL BK AMER EAST LANSING MICH CTF DEP	07/29/20	08/13/20	248,000.000	0.001614	Cash	400.20
FIRST NATL BK OF MICH KALAMAZOO CTF DEP	07/25/20	08/09/20	247,000.000	0.001062	Cash	262.23
FIRST OKLA BK JENKS CTF DEP 0.950% 05/15/25 B/E	07/31/20	08/15/20	245,000.000	0.000807	Cash	197.68
MAIN STR BK BINGHAM FARMS MI CTF DEP 2.900% 10/05/20	07/20/20	08/04/20	248,000.000	0.002463	Cash	610.83
MORGAN STANLEY PRIVATE BK NATL ASSN PUR N Y CTF DEP	07/24/20	08/08/20	248,000.000	0.010471	Cash	2,596.87



## Cash Not Yet Received (continued)

Security	Record Date	Payable Date	Quantity Held	Rate	Dividend Option	Amount of Payment
<b>Interest (continued)</b>						
UBS BK USA SALT LAKE CITY UT CTF DEP 1.000% 03/11/22 B/E	07/27/20	08/11/20	248,000.000	0.000849	Cash	210.63
<b>Total Cash Not Yet Received</b>						<b>\$12,530.18</b>

Assets shown here are not reflected in your account. This information has been received from sources we believe to be reliable. Pershing does not guarantee the accuracy of the information.

## Important Information and Disclosures

### The Role of Pershing

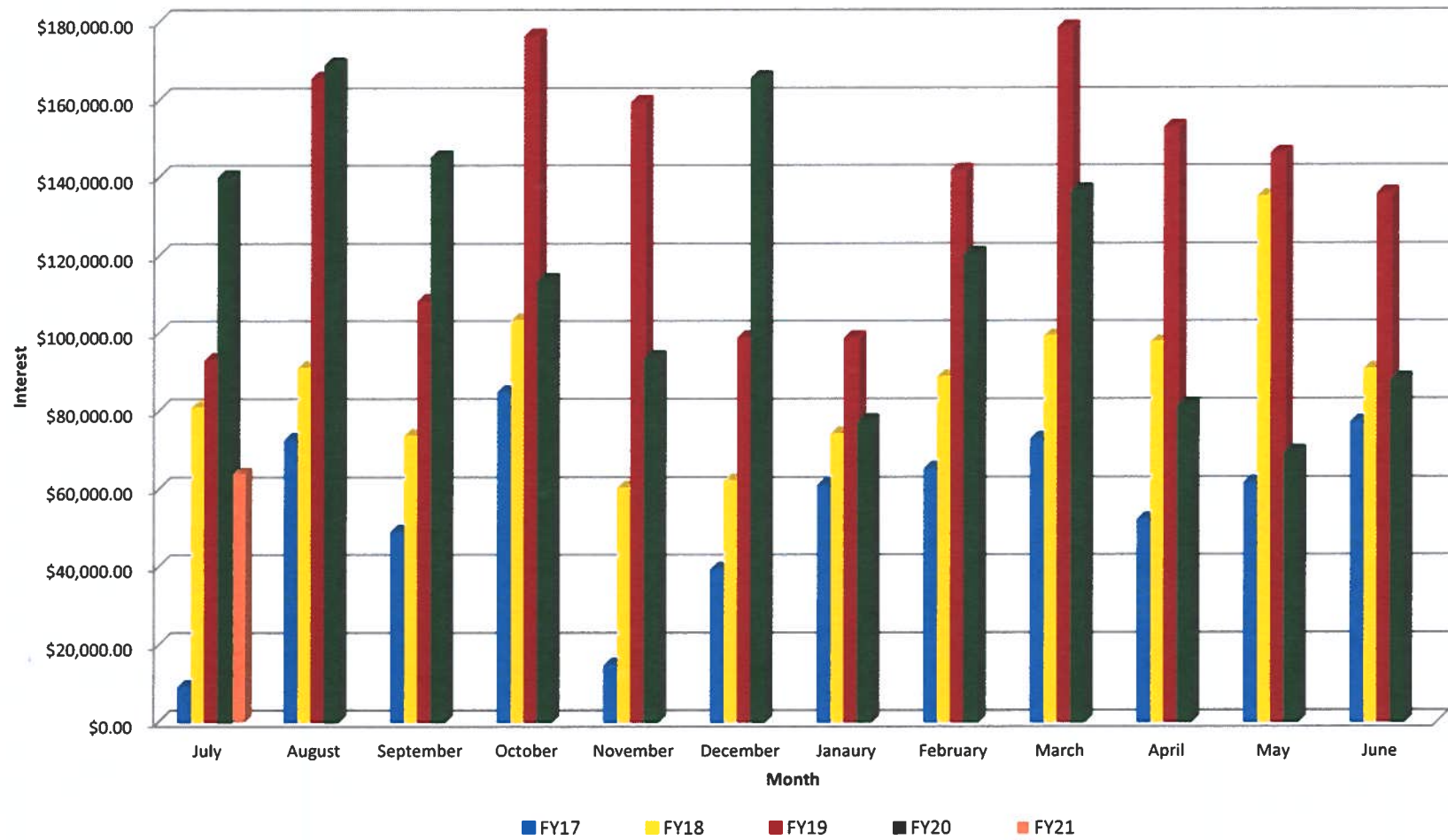
- Pershing carries your account as clearing broker pursuant to a clearing agreement with your financial institution. Pershing may accept from your financial institution without inquiry or investigation (i) orders for the purchase and sale of securities and other property and (ii) any other instructions concerning your account. Pershing is not responsible or liable for any acts or omissions of your financial institution or its employees and it does not supervise them. Pershing provides no investment advice nor does it assess the suitability of any transaction or order. Pershing acts as the agent of your financial institution and you agree that you will not hold Pershing or any person controlling or under common control with it liable for any investment losses incurred by you.
- Pershing performs several key functions at the direction of your financial institution. It acts as custodian for funds and securities you may deposit with it directly or through your financial institution or that it receives as the result of securities transactions it processes.
- Your financial institution is responsible for adherence to the securities laws, regulations and rules which apply to it regarding its own operations and the supervision of your account, its sales representatives and other personnel. Your financial institution is also responsible for approving the opening of accounts and obtaining account documents; the acceptance and, in certain instances, execution of securities orders; the assessment of the suitability of those transactions, where applicable; the rendering of investment advice, if any, to you and in general, for the ongoing relationship that it has with you.
- Inquiries concerning the positions and balances in your account may be directed to the Pershing Customer Service Department at (201) 413-3333. All other inquiries regarding your account or activity should be directed to your financial institution. Your financial organization's contact information can be found on the first page of this statement.
- For a description of other functions performed by Pershing please consult the Disclosure Statement provided to you upon the opening of your account. This notice is not meant as a definitive enumeration of every possible circumstance, but as a general disclosure. If you have any questions regarding this notice or if you would like additional copies of the Disclosure Statement, please contact your financial institution.
- Pershing is a member of the Securities Investor Protection Corporation (SIPC®). Please note that SIPC does not protect against loss due to market fluctuation. In addition to SIPC protection, Pershing provides coverage in excess of SIPC limits. For more detailed information please visit: [www.pershing.com/about/strength-and-stability](http://www.pershing.com/about/strength-and-stability).
- This statement will be deemed conclusive. You are advised to report any inaccuracy or discrepancy (including unauthorized trading) promptly, but no later than ten days after receipt of this statement, to your financial organization and Pershing. Please be advised that any oral communication should be re-confirmed in writing to further protect your rights, including your rights under the Securities Investor Protection Act.
- Your financial organization's contact information can be found on the first page of this statement. Pershing's contact information is as follows: **Pershing LLC, Legal Department, One Pershing Plaza, Jersey City, New Jersey 07399; (201) 413-3330.** Errors and Omissions excepted.

### Important Arbitration Disclosures

- All parties to this agreement are giving up the right to sue each other in court, including the right to a trial by jury, except as provided by the rules of the arbitration forum in which a claim is filed.
- Arbitration awards are generally final and binding; a party's ability to have a court reverse or modify an arbitration award is very limited.
- The ability of the parties to obtain documents, witness statements and other discovery is generally more limited in arbitration than in court proceedings.
- The arbitrators do not have to explain the reason(s) for their award, unless, in an eligible case, a joint request for an explained decision has been submitted by all parties to the panel at least 20 days prior to the first scheduled hearing date.
- The panel of arbitrators will typically include a minority of arbitrators who were or are affiliated with the securities industry.
- The rules of some arbitration forums may impose time limits for bringing a claim in arbitration. In some cases, a claim that is ineligible for arbitration may be brought in court.
- The rules of the arbitration forum in which the claim is filed, and any amendments thereto, shall be incorporated into this agreement.



## Total Monthly Interest Earnings



Date: 8/12/20

## FINANCIAL SUMMARY REPORT

Processing Month: July 2020  
MEDINA CITY SCHOOL DISTRICTPage: 1  
(FINSUM)

Fnd	Scc	Description	Beginning Balance	MTD Revenues	FYTD Revenues	MTD Expenditures	FYTD Expenditures	Current Available Balance
001	0000	GENERAL FUND	32,189,888.32	21,776,006.57	21,776,006.57	7,615,732.02	7,615,732.02	46,350,162.87
002	9000	BOND RETIREMENT - NEW ELE	3,433,942.89	1,685,560.00	1,685,560.00	.00	.00	5,119,502.89
003	0000	PERMANENT IMPROVEMENT FUN	175,994.61	.00	.00	.00	.00	175,994.61
003	9000	PERMANENT IMPROVEMENT FUN	13,601.14	.00	.00	.00	.00	13,601.14
003	9001	MEDINA CITY REC CENTER-PE	202,370.92	.00	.00	1,076.25-	1,076.25-	203,447.17
006	0000	LUNCHROOM FUND	76,225.73	31,922.68	31,922.68	145,870.65	145,870.65	37,722.24-
007	9004	COLLINS SCHOLARSHIP/POST-	878.85	1.20	1.20	.00	.00	880.05
007	9110	ART TRUST - GARFIELD	11,082.73	15.09	15.09	.00	.00	11,097.82
007	9111	CHARLES STANGEL SCHOLARSH	12.50	.02	.02	.00	.00	12.52
007	9333	RIOS STUDENT LEADER SCHOL	28,953.21	39.42	39.42	.00	.00	28,992.63
007	9901	BIXLER SCHOLARSHIP FUND	125.00	.00	.00	.00	.00	125.00
008	9002	KANEHL MUSIC TRUST	27,469.06	37.40	37.40	.00	.00	27,506.46
008	9003	RICHARD HOFFMAN COLLINS M	551,190.06	.00	.00	.00	.00	551,190.06
008	9112	ELAINE BUSHMAN FUND	17,454.90	16.12	16.12	.00	.00	17,471.02
009	9000	STAR	64.00	29.50	29.50	.00	.00	93.50
009	9110	UNIFORM SUPPLIES GARFIELD	8,652.84	.00	.00	.00	.00	8,652.84
009	9120	UNIFORM SUPPLIES - CANAVA	12,085.39	.00	.00	.00	.00	12,085.39
009	9130	UNIFORM SUPPLIES - FENN	11,405.63	.00	.00	.00	.00	11,405.63
009	9140	UNIFORM SUPPLIES - HERITA	9,608.98	5.00-	5.00-	.00	.00	9,603.98
009	9160	UNIFORM SUPPLIES - BLAKE	5,293.22	10.00-	10.00-	.00	.00	5,283.22
009	9170	UNIFORM SUPPLIES - RALPH	21,624.63	.00	.00	.00	.00	21,624.63
009	9180	UNIFORM SUPPLIES - ELIZA	9,406.25	10.00-	10.00-	.00	.00	9,396.25
009	9200	UNIFORM SUPPLIES - CLAGGE	35,124.02	53.50	53.50	.00	.00	35,177.52
009	9210	UNIFORM SUPPLIES - A.I. R	7,281.75	36.00	36.00	.00	.00	7,317.75
009	9300	UNIFORM SUPPLIES - SENIOR	17,918.76	2,201.00	2,201.00	10,011.42	10,011.42	10,108.34
009	9304	AVIATION/PHOTOGRAPHY	3.87	.00	.00	.00	.00	3.87
014	9016	MEDINA CNTY JUV DET CNTR	43,471.35	48,417.11	48,417.11	33,146.53	33,146.53	58,741.93
014	9116	EVOLVE	564,729.71	4,100.00	4,100.00	80,943.68	80,943.68	487,886.03
016	0000	EMERGENCY LEVY	22,486,481.91	2,998,220.00	2,998,220.00	954,058.40	954,058.40	24,530,643.51
018	0000	PRINT SHOP	6,683.33	.00	.00	.00	.00	6,683.33
018	9000	PUBLIC SCHOOL SUPPORT - S	16.70	.00	.00	.00	.00	16.70
018	9110	PRINCIPAL'S FUND - GARFIE	33,814.07	.00	.00	.00	.00	33,814.07
018	9111	GARFIELD SCHOOL STORE	49.99	.00	.00	.00	.00	49.99
018	9113	GARFIELD MEDIA CENTER	847.40	.00	.00	.00	.00	847.40
018	9120	PRINCIPAL - CANAVAN	42,599.14	.00	.00	.00	.00	42,599.14
018	9122	CANAVAN SCHOOL STORE	586.69	.00	.00	.00	.00	586.69
018	9123	BOOK FAIR - CANAVAN	78.40	.00	.00	.00	.00	78.40
018	9130	PRINCIPAL - FENN	27,580.84	.00	.00	82.77	82.77	27,498.07
018	9132	FENN SCHOOL STORE	1,460.83	.00	.00	.00	.00	1,460.83
018	9133	BOOK FAIR - FENN	941.36	.00	.00	.00	.00	941.36
018	9135	MEDINA SKI TEAM - DISTRIC	474.67	.00	.00	.00	.00	474.67
018	9140	PRINCIPAL'S FUND - HERITA	45,006.48	.00	.00	.00	.00	45,006.48
018	9143	HERITAGE MEDIA CENTER	3,047.55	.00	.00	.00	.00	3,047.55
018	9160	PRINCIPAL'S FUND - H G BL	50,288.49	.00	.00	89.00	89.00	50,199.49
018	9161	PBIS - BLAKE	5,728.00	.00	.00	.00	.00	5,728.00
018	9163	BLAKE MEDIA CENTER	13,369.42	.00	.00	.00	.00	13,369.42

Date: 8/12/20

F I N A N C I A L   S U M M A R Y   R E P O R T  
Processing Month: July 2020  
MEDINA CITY SCHOOL DISTRICT

Page: 2  
(FINSUM)

Fnd	Sc	Description	Beginning Balance	MTD Revenues	FYTD Revenues	MTD Expenditures	FYTD Expenditures	Current Available Balance
018	9170	PRINCIPALS FUND - RALPH W	79,487.14	.00	.00	.00	.00	79,487.14
018	9171	WAITE SCHOOL STORE	50.00	.00	.00	.00	.00	50.00
018	9173	MEDIA CENTER RALPH WAITE	5,064.63	.00	.00	.00	.00	5,064.63
018	9174	FIELD TRIPS RALPH WAITE E	15,209.72	.00	.00	.00	.00	15,209.72
018	9180	PRINCIPALS FUND ELIZA NOR	53,208.74	.00	.00	.00	.00	53,208.74
018	9181	NORTHROP ELEMENTARY SCHOO	1,631.19	.00	.00	.00	.00	1,631.19
018	9183	MEDIA CENTER ELIZA NORTHRO	8,663.81	.00	.00	.00	.00	8,663.81
018	9184	FIELD TRIPS ELIZA NORTHRO	146.00	.00	.00	.00	.00	146.00
018	9200	PRINCIPAL'S FUND - CLAGGE	75,941.39	.00	.00	.00	.00	75,941.39
018	9203	CLAGGETT M.S. MEDIA CENTE	5,547.28	.00	.00	.00	.00	5,547.28
018	9210	PRINCIPAL'S FUND - ROOT M	37,380.45	227.92-	227.92-	.00	.00	37,152.53
018	9211	ROOT M.S. MEDIA CENTER	10,019.19	.00	.00	.00	.00	10,019.19
018	9212	ROOT M.S. - WASHINGTON TR	355.00	.00	.00	.00	.00	355.00
018	9213	SPECIAL FUNDRAISER - ROOT	.02	.00	.00	.00	.00	.02
018	9300	PRINCIPAL'S FUND - SENIOR	36,793.91	.00	.00	340.00	340.00	36,453.91
018	9301	MEDIA CENTER FUND	1,381.50	.00	.00	.00	.00	1,381.50
018	9302	SPECIAL FUNDRAISER - SENI	37,086.18	.00	.00	.00	.00	37,086.18
018	9303	PERFORMING ARTS	89,493.37	.00	.00	.00	.00	89,493.37
018	9304	BUZZ	16,558.56	.00	.00	.00	.00	16,558.56
018	9305	FLEXIBLE CREDIT FUND	8,034.56	.00	.00	.00	.00	8,034.56
018	9306	FEED THE BEES	4,847.78	182.00	182.00	143.69	143.69	4,886.09
018	9884	FACILITY RENTAL	78,570.82	.00	.00	.00	.00	78,570.82
018	9900	INSERVICE - CENTRAL	3,702.01	.00	.00	.00	.00	3,702.01
018	9901	PUBLIC SCHOOL SUPPORT - I	1,720.86	.00	.00	5,548.68	5,548.68	3,827.82-
018	9902	INSERVICE - SUPERINTENDEN	11,224.52	.00	.00	.00	.00	11,224.52
018	9903	BOARD/STUDENT DEVELOPMENT	2,800.00	.00	.00	.00	.00	2,800.00
018	9904	WELLNESS FUND	502.00	.00	.00	.00	.00	502.00
018	9905	PUBLIC SCHOOL SUPPORT/STU	51,248.39	.00	.00	.00	.00	51,248.39
018	9906	COMMUNICATIONS - PUBLIC S	272.90	.00	.00	.00	.00	272.90
018	9907	STEAM - SUMMER ENRICHMENT	2,475.40	.00	.00	.00	.00	2,475.40
018	9910	MAINTENANCE DEPARTMENT	3,902.36	.00	.00	.00	.00	3,902.36
018	9914	END OF YEAR	7.13	.00	.00	.00	.00	7.13
018	9915	BIKE TO SCHOOL	803.00	.00	.00	.00	.00	803.00
018	9916	SPIRIT NIGHT	2,682.98	1,750.00	1,750.00	.00	.00	4,432.98
018	9919	STUDENT ART SHOW	.19	.00	.00	.00	.00	.19
018	9920	TRSP FUND	2,586.25	.00	.00	.00	.00	2,586.25
018	9930	Resource Connection	1,500.00	.00	.00	.00	.00	1,500.00
019	9000	ADAMH GRANT	1,352.00	.00	.00	.00	.00	1,352.00
019	9018	LOWE'S LIGHT UP GARFIELD	48.08	.00	.00	.00	.00	48.08
019	9020	RIF PROGRAM GRANT - NORTH	400.73	.00	.00	.00	.00	400.73
019	9021	JENNINGS - BLAKE - BRYNIA	.82	.00	.00	.00	.00	.82
019	9023	PUBLIC EDUCATION LEADERSH	.01	.00	.00	.00	.00	.01
019	9029	MARTHA HOLDEN JENNINGS GR	6.82	.00	.00	.00	.00	6.82
019	9030	PERFORMANCE BASED ASSESSM	79.76	.00	.00	.00	.00	79.76
019	9031	PBA FY11	256.96	.00	.00	.00	.00	256.96
019	9113	ACS-HACH CHEMISTRY GRANT	96.34	.00	.00	.00	.00	96.34

F I N A N C I A L   S U M M A R Y   R E P O R T  
Processing Month: July 2020  
MEDINA CITY SCHOOL DISTRICT

Fnd	Sc	Description	Beginning Balance	MTD Revenues	FYTD Revenues	MTD Expenditures	FYTD Expenditures	Current Available Balance
019	9180	PPG INNOVATIVE CLASSROOM	15.31	.00	.00	.00	.00	15.31
019	9181	FIRST ENERGY GRANT	.16	.00	.00	.00	.00	.16
019	9213	VIDEO CLUB GRANT - MHS	2.82	.00	.00	.00	.00	2.82
019	9313	JENNINGS - NORTHROP - MIL	13.86	.00	.00	.00	.00	13.86
019	9413	3M AND OTHER GRANT	152.03	.00	.00	.00	.00	152.03
019	9513	NEA STUDENT ACHIEVEMENT G	191.88	.00	.00	.00	.00	191.88
019	9715	FUEL UP - BLAKE	23.82	.00	.00	.00	.00	23.82
019	9920	MARTHA HOLDEN JENNINGS SU	1,000.00	.00	.00	.00	.00	1,000.00
020	9001	TRANSPORTATION ENTERPRISE	84,896.61	2,726.30	2,726.30	936.32	936.32	86,686.59
022	9000	Unclaimed funds	42,883.91	.00	.00	.00	.00	42,883.91
022	9093	DIVERSION PROGRAM FED MON	1,000.00	.00	.00	.00	.00	1,000.00
022	9094	DIVERSION PROGRAM - FED.	1,000.00	.00	.00	.00	.00	1,000.00
022	9300	OH HIGH SCHOOL ATH ASSOC	1,271.56	.00	.00	.00	.00	1,271.56
024	9001	MEDICAL AND DRUG/SELF INS	7,017,658.96	772,125.28	772,125.28	863,177.81	863,177.81	6,926,606.43
024	9002	DENTAL SELF INSURANCE FUN	497,085.90	56,467.93	56,467.93	51,815.51	51,815.51	501,738.32
024	9094	FLEX PRO	67,630.32	.00	.00	11,455.25	11,455.25	56,175.07
027	0000	WORKMANS COMP.-SELF INS	304,411.27	29,253.63	29,253.63	4,720.59	4,720.59	328,944.31
071	9013	LOCAL SALES TAX PERMANENT	3,491,568.70	770,376.50	770,376.50	570,030.22	570,030.22	3,691,914.98
200	9110	GARFIELD STUDENT COUNCIL/	622.97	.85	.85	.00	.00	623.82
200	9121	ELLA CANAVAN STUDENT COUN	1,329.68	1.81	1.81	.00	.00	1,331.49
200	9134	FENN STUDENT BUSINESS	9.36	.01	.01	.00	.00	9.37
200	9140	STUDENT COUNCIL - HERITAG	162.69	.22	.22	.00	.00	162.91
200	9184	NORTHRUP ELEMENTARY STUDE	52.06	.07	.07	.00	.00	52.13
200	9185	K-KIDS KIWANIS ACTIVITY C	10,297.63	14.02	14.02	.00	.00	10,311.65
200	9202	CLAGGETT MIDDLE SCH. STUD	537.70	.73	.73	.00	.00	538.43
200	9204	CLAGGETT MIDDLE SCHOOL CH	522.77	.71	.71	.00	.00	523.48
200	9205	CLAGGETT MIDDLE SCH. BUIL	3,443.96	4.69	4.69	.00	.00	3,448.65
200	9209	CLAGGETT MIDDLE SCHOOL DR	26,610.89	36.23	36.23	.00	.00	26,647.12
200	9252	CHEERLEADERS - ROOT M.S.	44.63	.06	.06	.00	.00	44.69
200	9253	BUILDERS' CLUB - ROOT M.S	4,637.36	6.31	6.31	.00	.00	4,643.67
200	9254	HONORS ACADEMY - ROOT	3,978.61	5.42	5.42	.00	.00	3,984.03
200	9256	DRAMA CLUB - ROOT M.S.	7,253.12	9.87	9.87	.00	.00	7,262.99
200	9258	STUDENT COUNCIL - ROOT M.	4,533.23	6.17	6.17	.00	.00	4,539.40
200	9301	YOUNG AMERICANS FOR FREED	53.05	.07	.07	.00	.00	53.12
200	9302	ART CLUB	609.68	.83	.83	.00	.00	610.51
200	9303	CULTURAL EXPLORATION	196.07	.27	.27	.00	.00	196.34
200	9304	CAREER ASSOCIATION	.37	.00	.00	.00	.00	.37
200	9305	CHEMCLUB	1,566.46	2.13	2.13	.00	.00	1,568.59
200	9307	VOCAL	35,561.35	48.42	48.42	.00	.00	35,609.77
200	9309	IMPROV CLUB	575.96	.78	.78	.00	.00	576.74
200	9310	DELTA EPSILON PHI - NAT'L	.45	.00	.00	.00	.00	.45
200	9312	DRAMA CLUB	30,094.48	40.97	40.97	.00	.00	30,135.45
200	9314	MEDINA OUTDOORS CLUB	171.25	.23	.23	.00	.00	171.48
200	9315	FELLOWSHIP OF CHRISTIAN A	336.26	.46	.46	.00	.00	336.72
200	9318	GIRLS LEADERSHIP CLUB	7,024.46	9.56	9.56	.00	.00	7,034.02
200	9321	KEY CLUB	60,791.56	82.77	82.77	.00	.00	60,874.33



Date: 8/12/20

F I N A N C I A L   S U M M A R Y   R E P O R T  
Processing Month: July 2020  
MEDINA CITY SCHOOL DISTRICT

Page: 4  
(FINSUM)

Fnd	Scc	Description	Beginning Balance	MTD Revenues	FYTD Revenues	MTD Expenditures	FYTD Expenditures	Current Available Balance
200	9323	MEDINAMITE	1,703.56	2.32	2.32	.00	.00	1,705.88
200	9324	MEDINIAN	52,103.20	70.94	70.94	.00	.00	52,174.14
200	9325	MHS BAND	12,888.22	17.37	17.37	130.00	130.00	12,775.59
200	9326	NATIONAL HONOR SOCIETY	10,312.36	14.04	14.04	.00	.00	10,326.40
200	9327	ORCHESTRA	30,625.95	41.70	41.70	.00	.00	30,667.65
200	9330	SCIENCE OLYMPIAD CLUB	2,175.10	2.96	2.96	.00	.00	2,178.06
200	9331	SKI CLUB	3.20	.00	.00	.00	.00	3.20
200	9332	SPANISH CLUB	12,453.42	16.96	16.96	.00	.00	12,470.38
200	9333	STUDENT COUNCIL	26,362.34	35.86	35.86	25.00	25.00	26,373.20
200	9335	LATIN CLUB	8,588.13	11.69	11.69	.00	.00	8,599.82
200	9337	AMERICAN SIGN LANGUAGE CL	300.37	.41	.41	.00	.00	300.78
200	9339	SPEECH/DEBATE CLUB	19,527.29	26.59	26.59	.00	.00	19,553.88
200	9340	STUDENT'S H.O.P.E.	1,366.94	1.86	1.86	.00	.00	1,368.80
200	9346	PENGUIN BOWL/NOSB	119.26	.16	.16	.00	.00	119.42
200	9350	TECHNOLOGY CLUB	556.42	.76	.76	.00	.00	557.18
200	9352	VIDEO CLUB - SR HI	6,222.64	8.47	8.47	.00	.00	6,231.11
200	9353	CHINESE CLUB	996.06	1.36	1.36	.00	.00	997.42
200	9355	GENDER AND SEXUALITY ALLI	1,457.43	1.98	1.98	.00	.00	1,459.41
200	9380	V O F T	17,788.89	24.22	24.22	.00	.00	17,813.11
200	9419	CLASS OF 2019	2,320.01	.00	.00	.00	.00	2,320.01
200	9420	CLASS OF 2020	11,143.05	15.17	15.17	.00	.00	11,158.22
200	9421	CLASS OF 2021	11,543.71	15.72	15.72	.00	.00	11,559.43
200	9422	CLASS OF 2022	3,689.42	5.02	5.02	.00	.00	3,694.44
200	9423	CLASS OF 2023	1,720.31	2.34	2.34	.00	.00	1,722.65
200	9999	GENERIC STUDENT ACTIV. FD	.01	.00	.00	.00	.00	.01
300	0000	ATHLETIC FUND	150,645.13	11,950.00	11,950.00	7,502.99	7,502.99	155,092.14
300	9110	GARFIELD FIELD TRIPS	5,775.49	.00	.00	.00	.00	5,775.49
300	9121	WORLD WATCHER'S CLUB	7,362.04	.00	.00	.00	.00	7,362.04
300	9140	HERITAGE FIELD TRIPS	88.71	.00	.00	.00	.00	88.71
300	9160	BLAKE FIELD TRIPS	488.58	.00	.00	.00	.00	488.58
300	9170	WAITE FIELD TRIPS	687.67	.00	.00	.00	.00	687.67
300	9180	NORTHROP FIELD TRIPS	1,367.85	.00	.00	.00	.00	1,367.85
300	9201	CLAGGETT MIDDLE SCH. BAND	26,594.07	.00	.00	.00	.00	26,594.07
300	9202	CLAGGETT MIDDLE SCH. ORCH	258.00	.00	.00	.00	.00	258.00
300	9203	CLAGGETT MIDDLE SCHOOL LI	370.00	.00	.00	.00	.00	370.00
300	9204	CLAGGETT M.S. CHOIR FUND	634.10	.00	.00	.00	.00	634.10
300	9208	CLAGGETT - 6TH GRADE TRIP	1,818.89	.00	.00	.00	.00	1,818.89
300	9250	ROOT M.S. BAND FUND	12,565.31	.00	.00	.00	.00	12,565.31
300	9251	ROOT M.S. ORCHESTRA FUND	1,246.65	.00	.00	.00	.00	1,246.65
300	9252	ROOT M.S. CHOIR FUND	3,270.15	.00	.00	.00	.00	3,270.15
300	9253	ROOT M.S. BEEHIVE	1,535.40	.00	.00	.00	.00	1,535.40
300	9258	ROOT - DISTRICT SUPERVISE	249.08	249.08-	249.08-	.00	.00	.00
300	9301	BOWLING CLUB	2,187.15	.00	.00	.00	.00	2,187.15
300	9302	MENS VOLLEYBALL	6,566.06	.00	.00	.00	.00	6,566.06
300	9303	HUDDLE/SHUDDLE	2,584.01	.00	.00	.00	.00	2,584.01
300	9304	LINK CREW	2,729.45	.00	.00	.00	.00	2,729.45

Date: 8/12/20

F I N A N C I A L   S U M M A R Y   R E P O R T  
Processing Month: July 2020  
MEDINA CITY SCHOOL DISTRICT

Page: 5  
(FINSUM)

Fnd	Scc	Description	Beginning Balance	MTD Revenues	FYTD Revenues	MTD Expenditures	FYTD Expenditures	Current Available Balance
300	9313	MUSICAL	13,930.73	.00	.00	.00	.00	13,930.73
300	9325	MHS BAND TRIP	7,171.20	.00	.00	.00	.00	7,171.20
300	9334	BEEHIVE CAFE	20,283.09	.00	.00	.00	.00	20,283.09
300	9390	GLOBAL TRIPS	3,166.00	.00	.00	.00	.00	3,166.00
300	9410	SPARKLE CHEERLEADING	2,013.29	.00	.00	.00	.00	2,013.29
401	9010	AUXILIARY FUNDS/ST FRANCI	109,164.41	138.48	138.48	7,454.31	7,454.31	101,848.58
401	9011	AUXILIARY FUNDS/ST FRANCI	.00	.00	.00	249.64	249.64	249.64-
401	9017	AUXILIARY FUNDS/ST FRANCI	37.41	.00	.00	.00	.00	37.41
401	9020	AUX FUNDS NURTURY	13,815.34	18.55	18.55	188.95	188.95	13,644.94
401	9027	AUX FUNDS NURTURY	72.90	.00	.00	.00	.00	72.90
401	9030	AUX FUNDS MCA	44,480.08	38.45	38.45	13,080.93	13,080.93	31,437.60
401	9031	AUX FUNDS MCA	.00	.00	.00	3,157.90	3,157.90	3,157.90-
401	9066	SM WONDERS	1,644.12	.00	.00	.00	.00	1,644.12
432	9097	MANAGE. INFO. SYS. FUND	.80	.00	.00	.00	.00	.80
450	9008	SCHOOLNET PLUS FY2008: GR	1.00	.00	.00	.00	.00	1.00
451	9010	CONNECTIVITY	19,800.00	.00	.00	.00	.00	19,800.00
451	9013	CONNECTIVITY 2013	800.00	.00	.00	.00	.00	800.00
451	9018	CONNECTIVITY FY18	564.00	.00	.00	.00	.00	564.00
451	9019	CONNECTIVITY	120.00	.00	.00	.00	.00	120.00
452	9008	SCHOOLNET PROFESSIONAL DE	66.15	.00	.00	.00	.00	66.15
467	9020	FOUNDATION - STUDENT WELL	200,259.08	.00	.00	22,339.72	22,339.72	177,919.36
499	9012	INTERN PSYCH FY12	45.81	.00	.00	.00	.00	45.81
499	9013	INTERN PSYCH FY13	39.97	.00	.00	.00	.00	39.97
499	9019	SCHOOL SAFETY	29,679.80	.00	.00	.00	.00	29,679.80
499	9024	LOCAL GOVERNMENT INNOVATI	7,750.00	.00	.00	.00	.00	7,750.00
499	9039	INTERN PSYCHOLOGIST GRANT	2.20	.00	.00	.00	.00	2.20
499	9112	E-TECH BLENDED LEARNING G	321.71	.00	.00	.00	.00	321.71
506	9014	RESIDENT EDUCATOR GRANT	950.00	.00	.00	.00	.00	950.00
516	9015	TITLE VI-B	2,690.82	.00	.00	.00	.00	2,690.82
516	9016	TITLE VI-B	229.90	.00	.00	.00	.00	229.90
516	9020	TITLE VI-B	36,321.49	.00	.00	140,949.44	140,949.44	104,627.95-
551	9120	TITLE III LEP	13,577.45	.00	.00	1,666.01	1,666.01	11,911.44
572	9020	TITLE I	69.62	.00	.00	65,636.35	65,636.35	65,566.73-
572	9116	TITLE I-D	2.83	.00	.00	.00	.00	2.83
572	9120	TITLE I-D	6,242.82	.00	.00	11,046.74	11,046.74	4,803.92-
587	9020	PRESCHOOL	685.03	.00	.00	5,569.22	5,569.22	4,884.19-
590	9020	TITLE II-A	37,260.68	.00	.00	9,880.41	9,880.41	27,380.27
599	9020	TITLE IV-A STUDENT SUPPOR	8,839.72	.00	.00	888.80	888.80	7,950.92
Grand Total All Funds			73,606,972.04	28,191,772.29	28191,772.29	10,636,792.70	10636,792.70	91161,951.63
Total Invested Funds			.00					

Date: 8/12/2020

C H E C K   R E G I S T E R  
Processing Month: July 2020  
MEDINA CITY SCHOOL DISTRICT

Page: 1  
(CHKREG)

Check#	Check Date	Org Sta	Vendor Paid	Check Amount	Status Date
009154	07/16/2020	M/M	MEMO-CAPITAL ONE	16,949.02	
009155	07/06/2020	M/M	MEMO - MEDICAL MUTUAL	86,232.16	
009156	07/07/2020	M/M	MEMO - MEDICAL MUTUAL	97,944.42	
009157	07/13/2020	M/M	MEMO - MEDICAL MUTUAL	311,259.20	
009158	07/02/2020	M/M	MEMO MET LIFE INSURANCE	4,880.41	
009159	07/10/2020	M/M	OHIO DEPT OF ED - MEMO CK	57,677.83	
009160	07/24/2020	M/M	OHIO DEPT OF ED - MEMO CK	71,765.34	
009161	07/21/2020	M/M	MEMO - MEDICAL MUTUAL	186,549.81	
009162	07/28/2020	M/M	MEMO - MEDICAL MUTUAL	181,192.22	
009163	07/02/2020	M/M	MEMO --S T R S	83,625.73	
009164	07/02/2020	M/M	MEMO --S E R S	4,258.88	
009165	07/02/2020	M/M	MEMO -MEDINA CITY SCHOOLS	337,432.09	
009166	07/02/2020	M/M	MEMO - HUNTINGTON NAT'L BANK	29,600.00	
009167	07/02/2020	M/M	MEMO - BUREAU WORK COMP	9,910.32	
009168	07/17/2020	M/M	MEMO --S T R S	83,554.59	
009169	07/17/2020	M/M	MEMO --S E R S	4,204.60	
009170	07/17/2020	M/M	MEMO -MEDINA CITY SCHOOLS	333,790.13	
009171	07/17/2020	M/M	MEMO - HUNTINGTON NAT'L BANK	29,949.05	
009172	07/17/2020	M/M	MEMO - BUREAU WORK COMP	9,994.12	
009173	07/17/2020	M/M	MEMO MET LIFE INSURANCE	3,552.15	
009174	07/30/2020	M/M	SYSCO CLEVELAND INC	143.78	
009175	07/30/2020	M/M	SYSCO CLEVELAND INC	450.80	
009176	07/30/2020	M/M	MEMO - BUREAU WORK COMP	4,720.59	
009177	07/31/2020	M/M	MEMO MET LIFE INSURANCE	50,039.76	
009178	07/15/2020	M/M	MEMO - HUNTINGTON NAT'L BANK	167,697.00	
009179	07/31/2020	M/M	MEMO - P & A ADMINISTRATIVE	10,127.15	
009180	07/31/2020	M/M	MEMO --S T R S	64,716.46	
009181	07/31/2020	M/M	MEMO --S E R S	3,438.46	
009182	07/31/2020	M/M	MEMO - HUNTINGTON NAT'L BANK	27,386.73	
009183	07/31/2020	M/M	MEMO - BUREAU WORK COMP	9,349.19	
009184	07/31/2020	M/M	STRS	542,336.00	
009185	07/31/2020	M/M	SERS - MEMO	128,916.00	
009186	07/31/2020	M/M	MEMO - WESTFIELD BANK	50.00	
633812	07/09/2020	W/R	ABC FIRE INC	6,935.55	07/14/2020
633813	07/09/2020	W/R	ACHIEVEMENT ADVANTAGE	3,075.00	07/15/2020
633814	07/09/2020	W/R	ZEP SALES & SERVICE	220.93	07/13/2020
633815	07/09/2020	W/R	ADVANCE AUTO PARTS	5.97	07/14/2020
633816	07/09/2020	W/R	AG-PRO OHIO, LLC	122.24	07/16/2020
633817	07/09/2020	W/W	AKRON CHILDRENS HOSPITAL	6,034.88	
633818	07/09/2020	W/R	ALAYNA WARRINGTON	150.00	07/23/2020
633819	07/09/2020	W/R	ALLIANCE FOR HIGH QUALITY EDUC	3,500.00	07/23/2020
633820	07/09/2020	W/R	AMAZON.COM	3,237.51	07/10/2020
633821	07/09/2020	W/R	AMAZON	6.21	07/14/2020
633822	07/09/2020	W/R	APPLE MOBILE LEASING, INC	10,000.00	07/13/2020
633823	07/09/2020	W/R	APPLIED MSS	1,359.59	07/16/2020
633824	07/09/2020	W/R	ARMSTRONG	588.14	07/13/2020
633825	07/09/2020	W/R	ARMSTRONG CABLE	523.97	07/15/2020
633826	07/09/2020	W/W	ASCD	49.00	
633827	07/09/2020	W/R	BARNES & NOBLE EDUCATION, INC	665.03	07/14/2020
633828	07/09/2020	W/R	BLACKBOARD INC (WEBSITE)	25,901.99	07/10/2020
633829	07/09/2020	W/R	BORDEN DAIRY CO OF OHIO LLC	1,360.00	07/13/2020
633830	07/09/2020	W/R	BRUMBAUGH-HERRICK, INC.	525.00	07/16/2020

Date: 8/12/2020

C H E C K   R E G I S T E R  
Processing Month: July 2020  
MEDINA CITY SCHOOL DISTRICT

Page: 2  
(CHKREG)

Check#	Check Date	Org Sta	Vendor Paid	Check Amount	Status Date
633831	07/09/2020	W/R	BSN SPORTS LLC	216.24	07/14/2020
633832	07/09/2020	W/R	BUCKEYE INTERNATIONAL INC	1,640.00	07/16/2020
633833	07/09/2020	W/R	LJ CBG ACQUISITION PRECISION D	768.75	07/14/2020
633834	07/09/2020	W/R	C MARTIN TRUCKING	258.20	07/14/2020
633835	07/09/2020	W/R	CDWG	2,625.00	07/14/2020
633836	07/09/2020	W/V	CENTRAL INSTRUMENT CO.	11.99	07/14/2020
633837	07/09/2020	W/W	VAN ALLEN LEMMON	3,960.00	
633838	07/09/2020	W/R	CINTAS CORPORATION	530.96	07/13/2020
633839	07/09/2020	W/R	CITY OF MEDINA	5,260.85	07/14/2020
633840	07/09/2020	W/R	CROWN TROPHY OF MEDINA	1,231.00	07/20/2020
633841	07/09/2020	W/R	CUYAHOGA COMMUNITY COLLEGE	2,206.58	07/13/2020
633842	07/09/2020	W/R	DAMON INDUSTRIES INC	7,543.84	07/13/2020
633843	07/09/2020	W/R	DATA RECOGNITION CORP.	1,093.71	07/14/2020
633844	07/09/2020	W/R	SCHOOLDUDE.COM	4,318.74	07/14/2020
633845	07/09/2020	W/R	DYSLEXIA COACH OF NJ LLC	520.00	07/13/2020
633846	07/09/2020	W/R	EASY GRAPHICS CORP	105,361.20	07/16/2020
633847	07/09/2020	W/R	EDUCATION LOGISTICS INC	8,600.00	07/14/2020
633848	07/09/2020	W/R	EDUCATIONAL SERVICE CENTER	36,337.00	07/14/2020
633849	07/09/2020	W/R	ENNIS BRITTON CO LPA	720.00	07/10/2020
633850	07/09/2020	W/R	ESC OF THE WESTERN RESERVE	1,280.00	07/16/2020
633851	07/09/2020	W/R	EVAN-MOOR	895.64	07/14/2020
633852	07/09/2020	W/R	FANNING & HOWEY ASSOCIATES	640.42	07/13/2020
633853	07/09/2020	W/R	FARMERS EXCHANGE CO INC	175.35	07/13/2020
633854	07/09/2020	W/R	FASTENAL COMPANY	1,064.73	07/15/2020
633855	07/09/2020	W/R	FBN SYSTEMS, INC.	20,233.00	07/16/2020
633856	07/09/2020	W/R	FRONTIER NORTH INC	5,598.89	07/15/2020
633857	07/09/2020	W/R	FRONTLINE EDUCATION	7,669.56	07/16/2020
633858	07/09/2020	W/R	G&L SUPPLY CO	1,050.00	07/13/2020
633859	07/09/2020	W/R	HARRIS BATTERY COMPANY INC	446.79	07/14/2020
633860	07/09/2020	W/W	HOUGHTON MIFFLIN	467.42	
633861	07/09/2020	W/R	HYLANT GROUP	1,192.00	07/15/2020
633862	07/09/2020	W/R	IMPACT GROUP PUBLIC RELATIONS	1,250.00	07/14/2020
633863	07/09/2020	W/R	IMPRESSION MEDIA LLC	330.00	07/13/2020
633864	07/09/2020	W/R	INSECT LORE PRODUCTS	188.95	07/20/2020
633865	07/09/2020	W/R	JOHNSON CONTROLS FIRE PROT LP	724.86	07/15/2020
633866	07/09/2020	W/R	JOHNSON CONTROLS, INC.	3,400.00	07/14/2020
633867	07/09/2020	W/R	JW PEPPER & SON, INC.	130.00	07/14/2020
633868	07/09/2020	W/R	KAREN CARABIN	40.02	07/10/2020
633869	07/09/2020	W/W	KAREN PLATZ	4,900.00	
633870	07/09/2020	W/R	KIEFER EQUIPMENT CO	140.47	07/14/2020
633871	07/09/2020	W/R	LAKESHORE LEARNING MATERIALS	770.37	07/14/2020
633872	07/09/2020	W/R	LANGUAGE LEARNING ASSOCIATES	61,017.00	07/10/2020
633873	07/09/2020	W/R	LEADERSHIP MEDINA COUNTY	65.00	07/21/2020
633874	07/09/2020	W/R	LODI LUMBER CO	212.84	07/16/2020
633875	07/09/2020	W/R	MACKIN EDUCATIONAL RESOURCES	9,299.78	07/14/2020
633876	07/09/2020	W/R	MARION D LEONARD	350.00	07/10/2020
633877	07/09/2020	W/R	MATH-U-SEE	739.00	07/13/2020
633878	07/09/2020	W/R	MCMASTER-CARR	681.74	07/13/2020
633879	07/09/2020	W/R	MEDINA AUTO MALL	656.22	07/15/2020
633880	07/09/2020	W/R	MEDINA COUNTY SANITARY	1,069.53	07/14/2020
633881	07/09/2020	W/R	MEDINA GLASS COMPANY	425.87	07/24/2020
633882	07/09/2020	W/R	MEDINA HARDWARE, INC	214.94	07/16/2020



Date: 8/12/2020

C H E C K   R E G I S T E R  
Processing Month: July 2020  
MEDINA CITY SCHOOL DISTRICT

Page: 3  
(CHKREG)

Check#	Check Date	Org Sta	Vendor Paid	Check Amount	Status Date
633883	07/09/2020	W/R	MOBYMAX LLC	14,937.00	07/13/2020
633884	07/09/2020	W/R	MORGAN AMEND	1,445.00	07/14/2020
633885	07/09/2020	W/R	MT BUSINESS TECHNOLOGIES, INC.	100.38	07/13/2020
633886	07/09/2020	W/R	MUSIC THERAPY ENRICHMENT	200.00	07/16/2020
633887	07/09/2020	W/R	NATIONAL ACADEMIC QUIZ TOURNAM	107.00	07/14/2020
633888	07/09/2020	W/R	THE M CONLEY COMPANY	476.25	07/13/2020
633889	07/09/2020	W/R	NEUHAUS EDUCATION CENTER	140.00	07/23/2020
633890	07/09/2020	W/R	OASBO	100.00	07/15/2020
633891	07/09/2020	W/R	OHIO DEPT OF JOB &	12,657.27	07/14/2020
633892	07/09/2020	W/R	OHIO EDISON COMPANY	60,604.87	07/13/2020
633893	07/09/2020	W/R	OHIO GARAGE INTERIORS	1,236.25	07/14/2020
633894	07/09/2020	W/R	OHM ADVISORS	2,500.00	07/14/2020
633895	07/09/2020	W/R	ORLO AUTO PARTS INC	531.75	07/14/2020
633896	07/09/2020	W/R	P & A ADMINISTRATIVE SERVICES	506.70	07/14/2020
633897	07/09/2020	W/R	PAYSCHOOLS	10,140.00	07/14/2020
633898	07/09/2020	W/R	PEARSON ASSESSMENTS	1,560.00	07/13/2020
633899	07/09/2020	W/R	PEARSON EDUCATION, INC.	4,773.98	07/13/2020
633900	07/09/2020	W/R	PITNEY BOWES GLOBAL FINANCIAL	2,461.80	07/14/2020
633901	07/09/2020	W/R	PRAXAIR	27.95	07/14/2020
633902	07/09/2020	W/R	QUILL CORPORATION	61.71	07/14/2020
633903	07/09/2020	W/R	RIVERSIDE INSIGHTS	475.86	07/10/2020
633904	07/09/2020	W/R	SANDRA DOWNEY	250.00	07/14/2020
633905	07/09/2020	W/R	SCHOOL SPECIALTY, INC	7.74	07/14/2020
633906	07/09/2020	W/R	SCRUBBER CITY INC	373.60	07/15/2020
633907	07/09/2020	W/R	SENDERO THERAPIES, INC.	49,416.38	07/10/2020
633908	07/09/2020	W/R	SHERWIN WILLIAMS COMPANY	445.73	07/15/2020
633909	07/09/2020	W/R	SMITH BROTHERS INC.	195.00	07/14/2020
633910	07/09/2020	W/R	SQUIRE PATTON BOGGS (US) LLP	30.00	07/14/2020
633911	07/09/2020	W/R	STATE OF OHIO UST FUND	1,100.00	07/13/2020
633912	07/09/2020	W/R	STERLING FARM EQUIPMENT	664.87	07/15/2020
633913	07/09/2020	W/R	SUPERIOR PETROLEUM EQUIPMENT	988.43	07/31/2020
633914	07/09/2020	W/R	TAYLOR CONSULTING GROUP	6,175.00	07/15/2020
633915	07/09/2020	W/R	TECHNOLOGY ENGINEERING	33,141.00	07/10/2020
633916	07/09/2020	W/R	TODD ASSOCIATES, INC	281,450.50	07/13/2020
633917	07/09/2020	W/R	TES THERAPY	8,605.40	07/15/2020
633918	07/09/2020	W/R	TUSING BUILDERS LTD	304,119.00	07/13/2020
633919	07/09/2020	W/R	UNITED RENTALS (N AMERICA) INC	150.00	07/20/2020
633920	07/09/2020	W/R	VERIZON BUSINESS	544.52	07/13/2020
633921	07/09/2020	W/R	VNN INC	1,395.00	07/15/2020
633922	07/09/2020	W/R	VOYAGER SOPRIS LEARNING, INC	59.00	07/16/2020
633923	07/09/2020	W/W	W.B. MASON CO., INC.	508.27	
633924	07/09/2020	W/R	WOLFF BROS. SUPPLY, INC.	369.10	07/14/2020
633925	07/09/2020	W/R	WOODSY'S MUSIC	100.00	07/15/2020
633926	07/09/2020	W/R	ZINKAN ENTERPRISES, INC.	2,496.00	07/14/2020
633927	07/14/2020	W/R	ABC THERAPY, LTD	459.50	07/15/2020
633928	07/14/2020	W/R	AIR RITE INC	1,198.23	07/16/2020
633929	07/14/2020	W/R	AKRON BEARING COMPANY, INC.	166.62	07/21/2020
633930	07/14/2020	W/R	ALLIED EQUIPMENT COMPANY	3,150.14	07/16/2020
633931	07/14/2020	W/R	AMAZON.COM	519.26	07/15/2020
633932	07/14/2020	W/R	BLACKHAWK INDUSTRIAL	876.40	07/23/2020
633933	07/14/2020	W/R	NORTHERN TOOL & EQUIPMENT	146.11	07/17/2020
633934	07/14/2020	W/R	LJ CBG ACQUISITION PRECISION D	1,031.60	07/16/2020

Date: 8/12/2020

C H E C K   R E G I S T E R  
Processing Month: July 2020  
MEDINA CITY SCHOOL DISTRICT

Page: 4  
(CHKREG)

Check#	Check Date	Org Sta	Vendor Paid	Check Amount	Status Date
633935	07/14/2020	W/R	CAPP USA, INC.	107.93	07/17/2020
633936	07/14/2020	W/R	CCG AUTOMATION, INC	3,472.37	07/17/2020
633937	07/14/2020	W/R	CINTAS CORPORATION	128.28	07/17/2020
633938	07/14/2020	W/R	DANIEL SMITH	13.16	07/15/2020
633939	07/14/2020	W/R	EDUCATIONAL FURNITURE LLC	285.00	07/17/2020
633940	07/14/2020	W/V	EDUCATIONAL THERAPY CENTER	360.00	07/31/2020
633941	07/14/2020	W/R	FASTENAL COMPANY	199.16	07/20/2020
633942	07/14/2020	W/R	FORECAST 5 ANALYTICS, INC	17,405.00	07/17/2020
633943	07/14/2020	W/R	GRAINGER SUPPLY CO	303.12	07/17/2020
633944	07/14/2020	W/V	UNITED STATES TREASURY	2,707.99	07/28/2020
633945	07/14/2020	W/R	JOHNSON CONTROLS, INC.	1,918.55	07/20/2020
633946	07/14/2020	W/R	JOHNSTONE SUPPLY INC.	1,340.94	07/17/2020
633947	07/14/2020	W/R	KELE INC	67.87	07/20/2020
633948	07/14/2020	W/R	KIEFER EQUIPMENT CO	59.90	07/21/2020
633949	07/14/2020	W/R	MACK'S, INC.	939.58	07/17/2020
633950	07/14/2020	W/R	MCMASTER-CARR	68.46	07/16/2020
633951	07/14/2020	W/R	MEDINA COUNTY SOLID WASTE DIST	67.50	07/17/2020
633952	07/14/2020	W/R	MEDINA GLASS COMPANY	3.86	07/24/2020
633953	07/14/2020	W/R	MONTVILLE POLICE DEPARTMENT	227.25	07/21/2020
633954	07/14/2020	W/R	NICHOLS PAPER & SUPPLY CO.	1,362.82	07/17/2020
633955	07/14/2020	W/R	P & A ADMINISTRATIVE SERVICES	410.70	07/16/2020
633956	07/14/2020	W/R	PROTEGIS HOLDINGS, LLC	585.00	07/16/2020
633957	07/14/2020	W/R	PURE WATER TECHNOLOGY LLC	59.95	07/17/2020
633958	07/14/2020	W/R	REINHARDT SUPPLY COMPANY	2,359.15	07/20/2020
633959	07/14/2020	W/R	RYAN HERCO PRODUCTS CORP	399.87	07/17/2020
633960	07/14/2020	W/R	SHERWIN WILLIAMS COMPANY	894.68	07/17/2020
633961	07/14/2020	W/R	SMITH BROTHERS INC.	232.00	07/20/2020
633962	07/14/2020	W/R	STERLING PAPER CO	595.85	07/17/2020
633963	07/14/2020	W/R	TALBERT'S COMMERCIAL PRODUCTS	33.88	07/17/2020
633964	07/14/2020	W/R	OHIO DEPARTMENT OF COMMERCE	136.50	07/21/2020
633965	07/14/2020	W/R	VINSON GROUP, LLC	2,500.00	07/21/2020
633966	07/14/2020	B/R	ROB & SOO HENRY	62.50	07/21/2020
633967	07/14/2020	B/R	STACEY FROST-SCHULTZ	125.00	07/20/2020
633968	07/17/2020	W/R	HYLANT GROUP	1,612.00	07/27/2020
633970	07/21/2020	W/R	AG-PRO OHIO, LLC	259.87	07/27/2020
633971	07/21/2020	W/R	AIRGAS USA, LLC	23.03	07/24/2020
633972	07/21/2020	W/R	AMAZON.COM	902.98	07/22/2020
633973	07/21/2020	W/R	AMERICAN TIME & SIGNAL COMPANY	695.73	07/24/2020
633974	07/21/2020	W/R	APPLIED MSS	56.73	07/24/2020
633975	07/21/2020	W/R	ASCD	239.00	07/31/2020
633976	07/21/2020	W/R	ASHLEY RYMER	40.02	07/22/2020
633977	07/21/2020	W/R	BARNES & NOBLE BOOKSELLERS	268.59	07/27/2020
633978	07/21/2020	W/R	NORTHERN TOOL & EQUIPMENT	53.34	07/27/2020
633979	07/21/2020	W/W	CalAmp CORP	3,200.00	
633980	07/21/2020	W/R	CENTERRA CO-OP	5,386.62	07/27/2020
633981	07/21/2020	W/R	CINTAS FIRST AID & SAFETY	4,857.69	07/27/2020
633982	07/21/2020	W/R	CINTAS CORPORATION	476.72	07/24/2020
633983	07/21/2020	W/W	CLEVELAND CLINIC ATWORK	4,248.00	
633984	07/21/2020	W/R	COLUMBIA GAS OF OHIO, INC	196.52	07/27/2020
633985	07/21/2020	W/R	DONALD LAUB	19.00	07/22/2020
633986	07/21/2020	W/R	EASY GRAPHICS CORP	106,785.00	07/28/2020
633987	07/21/2020	W/R	EDUCATION LOGISTICS INC	12,328.89	07/24/2020

Date: 8/12/2020

C H E C K   R E G I S T E R  
Processing Month: July 2020  
MEDINA CITY SCHOOL DISTRICT

Page: 5  
(CHKREG)

Check#	Check Date	Org Sta	Vendor Paid	Check Amount	Status Date
633988	07/21/2020	W/R	FARMERS EXCHANGE CO INC	12.99	07/24/2020
633989	07/21/2020	W/R	FARNHAM EQUIPMENT COMPANY INC	222,000.00	07/23/2020
633990	07/21/2020	W/R	FRONTIER NORTH INC	750.82	07/24/2020
633991	07/21/2020	W/R	GCSSA - GREATER CLEVELAND	100.00	07/27/2020
633992	07/21/2020	W/R	GENE PTACEK & SON	814.30	07/24/2020
633993	07/21/2020	W/V	HYLANT GROUP	1,612.00	07/28/2020
633994	07/21/2020	W/R	JAMA JOHNSON	250.00	07/22/2020
633995	07/21/2020	W/R	JESSICA NIEMANTSVERDRIET	400.00	07/22/2020
633996	07/21/2020	W/R	JOSHEN PAPER & PACKAGING	240.00	07/23/2020
633997	07/21/2020	W/R	JW PEPPER & SON, INC.	11.99	07/28/2020
633998	07/21/2020	W/R	LEARNING.COM	5,685.75	07/24/2020
633999	07/21/2020	W/R	LODI LUMBER CO	89.22	07/23/2020
634000	07/21/2020	W/W	MEDINA COUNTY PORT AUTHORITY	853.00	
634001	07/21/2020	W/R	MEDINA GLASS COMPANY	1,796.40	07/31/2020
634002	07/21/2020	W/R	MONTVILLE POLICE DEPARTMENT	141.75	07/28/2020
634003	07/21/2020	W/R	NAEIR	187.00	07/24/2020
634004	07/21/2020	W/R	NOODLETOOLS, INC	1,121.00	07/31/2020
634005	07/21/2020	W/R	NORTH GATEWAY TIRE CO INC	86.19	07/24/2020
634006	07/21/2020	W/R	O.P. AQUATICS	1,185.00	07/23/2020
634007	07/21/2020	W/R	OASBO	1,010.00	07/29/2020
634008	07/21/2020	W/R	OHIO DEPT OF JOB &	17,925.39	07/27/2020
634009	07/21/2020	W/R	OHIO SCHOOLS COUNCIL	6,600.82	07/23/2020
634010	07/21/2020	W/R	OSPA-OHIO SCHOOL PSYCHOLOGISTS	170.00	07/29/2020
634011	07/21/2020	W/R	PEARSON EDUCATION, INC.	4,842.34	07/27/2020
634012	07/21/2020	W/R	PETERS KALAIL & MARKAKIS CO	1,451.76	07/22/2020
634013	07/21/2020	W/R	POINT SPRING & DRIVESHAFT CO	177.15	07/24/2020
634014	07/21/2020	W/R	POPPLERS MUSIC STORE	189.95	07/31/2020
634015	07/21/2020	W/R	QUILL CORPORATION	114.29	07/29/2020
634016	07/21/2020	W/R	RAFCOMM, INC.	116.70	07/31/2020
634017	07/21/2020	W/R	REDTREE INVESTMENT GROUP	1,595.18	07/22/2020
634018	07/21/2020	W/R	ROJEN COMPANY	75.50	07/28/2020
634019	07/21/2020	W/R	SCHOOL SPECIALTY, INC	6,297.37	07/24/2020
634020	07/21/2020	W/R	SECURITY VOICE INC	4,000.00	07/27/2020
634021	07/21/2020	W/R	SHERWIN WILLIAMS COMPANY	624.54	07/31/2020
634022	07/21/2020	W/R	SMITH BROTHERS INC.	77.00	07/28/2020
634023	07/21/2020	W/R	SOUTHERN CALIFORNIA A.P. INC	550.00	07/29/2020
634024	07/21/2020	W/R	STERLING FARM EQUIPMENT	111.23	07/31/2020
634025	07/21/2020	W/W	SUPERIOR PETROLEUM EQUIPMENT	588.72	
634026	07/21/2020	W/R	TRIPLETT PORTABLE WELDING	540.00	07/27/2020
634027	07/21/2020	W/W	VERIZON WIRELESS	162.40	
634028	07/21/2020	W/R	WOLFF BROS. SUPPLY, INC.	277.66	07/24/2020
634029	07/28/2020	W/W	ABC FIRE INC	1,038.00	
634030	07/28/2020	W/R	AMAZON.COM	430.11	07/29/2020
634031	07/28/2020	W/W	AMERICAN LEGION POST 202	340.00	
634032	07/28/2020	W/W	APOLLO PEST CONTROL COMPANY	568.00	
634033	07/28/2020	W/R	BARB DIMARINO	39.10	07/29/2020
634034	07/28/2020	W/R	BORDEN DAIRY CO OF OHIO LLC	360.00	07/31/2020
634035	07/28/2020	W/W	BSN SPORTS LLC	67.00	
634036	07/28/2020	W/R	LJ CBG ACQUISITION PRECISION D	1,820.71	07/31/2020
634037	07/28/2020	W/R	C MARTIN TRUCKING	1,003.82	07/31/2020
634038	07/28/2020	W/R	CINTAS CORPORATION	942.42	07/31/2020
634039	07/28/2020	W/W	EASY GRAPHICS CORP	103,692.60	

Date: 8/12/2020

C H E C K   R E G I S T E R  
Processing Month: July 2020  
MEDINA CITY SCHOOL DISTRICT

Page: 6  
(CHKREG)

Check#	Check Date	Org Sta	Vendor Paid	Check Amount	Status Date
634040	07/28/2020	W/W	ENTERPRISE FLEET MGMT INC.	11,826.28	
634041	07/28/2020	W/W	FASTENAL COMPANY	27.98	
634042	07/28/2020	W/W	FORTRESS SOFTWARE INC.	25.00	
634043	07/28/2020	W/R	FRONTIER NORTH INC	166.44	07/31/2020
634044	07/28/2020	W/R	FUSION CHEMICAL CORP	485.00	07/31/2020
634045	07/28/2020	W/R	H.S.H. CONSTRUCTION &	14,600.00	07/31/2020
634046	07/28/2020	W/W	HD SUPPLY FACILITIES	503.55	
634047	07/28/2020	W/W	HILLYARD OHIO	884.55	
634048	07/28/2020	W/W	IXL LEARNING, INC.	7,254.00	
634049	07/28/2020	W/W	KAREN PLATZ	340.00	
634050	07/28/2020	W/R	LEARN21: A FLEXIBLE LEARNING	9,100.00	07/31/2020
634051	07/28/2020	W/W	MEDINA GLASS COMPANY	534.00	
634052	07/28/2020	W/R	MIDLAND HARDWARE COMPANY	34.24	07/31/2020
634053	07/28/2020	W/W	NASCO	353.66	
634054	07/28/2020	W/R	OHIO EDISON COMPANY	83.20	07/31/2020
634055	07/28/2020	W/R	OHIO SCHOOLS COUNCIL- NAT GAS	12,550.00	07/31/2020
634056	07/28/2020	W/R	ORLO AUTO PARTS INC	988.06	07/31/2020
634057	07/28/2020	W/R	P & A ADMINISTRATIVE SERVICES	410.70	07/31/2020
634058	07/28/2020	W/R	PAR CODE SYMBOLOGY INC	372.00	07/31/2020
634059	07/28/2020	W/W	PARCHMENT INC	6,300.00	
634060	07/28/2020	W/W	QUILL CORPORATION	60.71	
634061	07/28/2020	W/W	REINHARDT SUPPLY COMPANY	1,836.60	
634062	07/28/2020	W/R	RJ VERNAK REFRIGERATION	152.50	07/31/2020
634063	07/28/2020	W/W	RYDIN	989.11	
634064	07/28/2020	W/R	SCOTT SCRIVEN LLP	1,380.00	07/31/2020
634065	07/28/2020	W/R	SCRUBBER CITY INC	304.38	07/31/2020
634066	07/28/2020	W/W	SHERWIN WILLIAMS COMPANY	257.88	
634067	07/28/2020	W/W	SMITH BROTHERS INC.	480.00	
634068	07/28/2020	W/W	STERLING PAPER CO	213.20	
634069	07/28/2020	W/R	SUMMIT CONSTRUCTION CO LLC	19,655.06	07/31/2020
634070	07/28/2020	W/R	TECHNOLOGY ENGINEERING	4,120.00	07/29/2020
634071	07/28/2020	W/R	THYSSENKRUPP ELEVATOR CORP	1,687.00	07/31/2020
634072	07/28/2020	W/W	TES THERAPY	2,317.68	
634073	07/28/2020	W/W	UNITED RENTALS (N AMERICA) INC	150.00	
634074	07/28/2020	W/W	US BANK EQUIPMENT FINANCE	11,415.00	
634075	07/28/2020	W/R	VERIZON BUSINESS	518.22	07/31/2020
634076	07/28/2020	B/B	KRISTEN KASMARCAK GEORGI	477.00	
634077	07/28/2020	W/W	UNITED STATES TREASURY	2,707.99	
942522	07/02/2020	C/C	MEMO -MEDINA CITY SCHOOLS	1,973,387.78	
942523	07/17/2020	C/C	MEMO -MEDINA CITY SCHOOLS	1,990,736.77	
942524	07/31/2020	C/C	MEMO -MEDINA CITY SCHOOLS	1,861,192.46	

Total Checks Issued      \$ 10,660,754.34



Date: 08/11/20  
Time: 4:49 pm

MEDINA CITY SCHOOL DISTRICT  
Appropriation Account Summary  
SORTED BY FUND-SCC

Page: 1  
(APPSUM)

FYTD Appropriated	Prior FY Carryover Encumbrances	FYTD Expendable	FYTD Actual Expenditures	MTD Actual Expenditures	Current Encumbrances	FYTD Unencumbered Balance	FYTD Percent Exp/Enc
*****TOTAL FOR FUND-SCC 001 0000 (GENERAL FUND):							
70,698,341.00	977,435.17	71,675,776.17	7,615,732.02	7,615,732.02	2,431,232.68	61,628,811.47	14.02
=====							
*****TOTAL FOR FUND-SCC 002 9000 (BOND RETIREMENT - NEW ELEM/SR HIGH):							
4,296,036.50	0.00	4,296,036.50	0.00	0.00	0.00	4,296,036.50	0.00
=====							
*****TOTAL FOR FUND-SCC 002 9012 (LOCAL SALES TAX RETIREMENT OF COPS):							
1,741,187.50	0.00	1,741,187.50	0.00	0.00	1,250.00	1,739,937.50	0.07
=====							
*****TOTAL FOR FUND-SCC 002 9014 (CONSOLIDATION - ENERGY & TRANSP NOTES):							
337,756.25	0.00	337,756.25	0.00	0.00	0.00	337,756.25	0.00
=====							
*****TOTAL FOR FUND-SCC 003 0000 (PERMANENT IMPROVEMENT FUND):							
125,994.61	0.00	125,994.61	0.00	0.00	0.00	125,994.61	0.00
=====							
*****TOTAL FOR FUND-SCC 003 9000 (PERMANENT IMPROVEMENT FUND):							
13,601.14	0.00	13,601.14	0.00	0.00	0.00	13,601.14	0.00
=====							
*****TOTAL FOR FUND-SCC 003 9001 (MEDINA CITY REC CENTER-PERMANENT IMPROV.):							
100,000.00	3,236.25	103,236.25	1,076.25-	1,076.25-	2,062.50	102,250.00	0.96
=====							
*****TOTAL FOR FUND-SCC 006 0000 (LUNCHROOM FUND):							
1,767,350.00	57,425.93	1,824,775.93	145,870.65	145,870.65	80,218.85	1,598,686.43	12.39
=====							
*****TOTAL FOR FUND-SCC 007 9004 (COLLINS SCHOLARSHIP/POST-GRADUATE):							
18,000.00	0.00	18,000.00	0.00	0.00	0.00	18,000.00	0.00
=====							
*****TOTAL FOR FUND-SCC 007 9333 (RIOS STUDENT LEADER SCHOLAR.):							
4,000.00	0.00	4,000.00	0.00	0.00	0.00	4,000.00	0.00
=====							

Date: 08/11/20  
Time: 4:49 pm

MEDINA CITY SCHOOL DISTRICT  
Appropriation Account Summary  
SORTED BY FUND-SCC

Page: 2  
(APPSUM)

FYTD Appropriated	Prior FY Carryover Encumbrances	FYTD Expendable	FYTD Actual Expenditures	MTD Actual Expenditures	Current Encumbrances	FYTD Unencumbered Balance	FYTD Percent Exp/Enc
*****TOTAL FOR FUND-SCC 008 9002 (KANEHL MUSIC TRUST):							
250.00	0.00	250.00	0.00	0.00	0.00	250.00	0.00
=====							
*****TOTAL FOR FUND-SCC 008 9003 (RICHARD HOFFMAN COLLINS MEMORIAL SCHOLARSHIP ):							
30,000.00	0.00	30,000.00	0.00	0.00	0.00	30,000.00	0.00
=====							
*****TOTAL FOR FUND-SCC 008 9112 (ELAINE BUSHMAN FUND):							
400.00	0.00	400.00	0.00	0.00	0.00	400.00	0.00
=====							
*****TOTAL FOR FUND-SCC 009 9000 (STAR):							
27,428.00	0.00	27,428.00	0.00	0.00	0.00	27,428.00	0.00
=====							
*****TOTAL FOR FUND-SCC 009 9110 (UNIFORM SUPPLIES GARFIELD):							
6,496.00	0.00	6,496.00	0.00	0.00	5,630.00	866.00	86.67
=====							
*****TOTAL FOR FUND-SCC 009 9120 (UNIFORM SUPPLIES - CANAVAN):							
11,844.00	0.00	11,844.00	0.00	0.00	7,983.56	3,860.44	67.41
=====							
*****TOTAL FOR FUND-SCC 009 9130 (UNIFORM SUPPLIES - FENN):							
14,374.00	0.00	14,374.00	0.00	0.00	13,039.01	1,334.99	90.71
=====							
*****TOTAL FOR FUND-SCC 009 9140 (UNIFORM SUPPLIES - HERITAGE):							
9,488.00	0.00	9,488.00	0.00	0.00	7,692.00	1,796.00	81.07
=====							
*****TOTAL FOR FUND-SCC 009 9160 (UNIFORM SUPPLIES - BLAKE):							
12,965.00	0.00	12,965.00	0.00	0.00	9,276.85	3,688.15	71.55
=====							
*****TOTAL FOR FUND-SCC 009 9170 (UNIFORM SUPPLIES - RALPH WAITE ELEMENTARY):							
13,333.00	0.00	13,333.00	0.00	0.00	9,477.08	3,855.92	71.08
=====							

Date: 08/11/20  
Time: 4:49 pm

MEDINA CITY SCHOOL DISTRICT  
Appropriation Account Summary  
SORTED BY FUND-SCC

Page: 3  
(APPSUM)

FYTD Appropriated	Prior FY Carryover Encumbrances	FYTD Expendable	FYTD Actual Expenditures	MTD Actual Expenditures	Current Encumbrances	FYTD Unencumbered Balance	FYTD Percent Exp/Enc
*****TOTAL FOR FUND-SCC 009 9180 (UNIFORM SUPPLIES - ELIZA NORTHROP ELEMENTARY ):							
12,218.00	0.00	12,218.00	0.00	0.00	7,000.00	5,218.00	57.29
=====							
*****TOTAL FOR FUND-SCC 009 9200 (UNIFORM SUPPLIES - CLAGGETT MIDDLE SCHOOL):							
30,286.00	0.00	30,286.00	0.00	0.00	10,806.55	19,479.45	35.68
=====							
*****TOTAL FOR FUND-SCC 009 9210 (UNIFORM SUPPLIES - A.I. ROOT MIDDLE SCHOOL):							
24,829.00	0.00	24,829.00	0.00	0.00	23,468.75	1,360.25	94.52
=====							
*****TOTAL FOR FUND-SCC 009 9300 (UNIFORM SUPPLIES - SENIOR HIGH SCHOOL):							
180,156.00	15,778.55	195,934.55	10,011.42	10,011.42	73,962.04	111,961.09	42.86
=====							
*****TOTAL FOR FUND-SCC 014 9016 (MEDINA CNTY JUV DET CNTR):							
295,300.00	0.00	295,300.00	33,146.53	33,146.53	0.00	262,153.47	11.22
=====							
*****TOTAL FOR FUND-SCC 014 9116 (EVOLVE):							
1,068,640.00	782.79	1,069,422.79	80,943.68	80,943.68	79,205.23	909,273.88	14.98
=====							
*****TOTAL FOR FUND-SCC 016 0000 (EMERGENCY LEVY):							
4,418,913.70	357,885.89	4,776,799.59	954,058.40	954,058.40	442,589.16	3,380,152.03	29.24
=====							
*****TOTAL FOR FUND-SCC 018 9000 (PUBLIC SCHOOL SUPPORT - SUPERINTENDENT):							
10.00	0.00	10.00	0.00	0.00	0.00	10.00	0.00
=====							
*****TOTAL FOR FUND-SCC 018 9110 (PRINCIPAL'S FUND - GARFIELD):							
9,535.00	0.00	9,535.00	0.00	0.00	4,750.00	4,785.00	49.82
=====							
*****TOTAL FOR FUND-SCC 018 9113 (GARFIELD MEDIA CENTER):							
2,100.00	0.00	2,100.00	0.00	0.00	0.00	2,100.00	0.00
=====							

Date: 08/11/20  
Time: 4:49 pm

MEDINA CITY SCHOOL DISTRICT  
Appropriation Account Summary  
SORTED BY FUND-SCC

Page: 4  
(APPSUM)

FYTD Appropriated	Prior FY Carryover Encumbrances	FYTD Expendable	FYTD Actual Expenditures	MTD Actual Expenditures	Current Encumbrances	FYTD Unencumbered Balance	FYTD Percent Exp/Enc
*****TOTAL FOR FUND-SCC 018 9120 (PRINCIPAL - CANAVAN):							
10,775.00	621.00	11,396.00	0.00	0.00	4,391.00	7,005.00	38.53
=====							
*****TOTAL FOR FUND-SCC 018 9123 (BOOK FAIR - CANAVAN):							
5,060.00	0.00	5,060.00	0.00	0.00	0.00	5,060.00	0.00
=====							
*****TOTAL FOR FUND-SCC 018 9130 (PRINCIPAL - FENN):							
17,670.00	0.00	17,670.00	82.77	82.77	5,418.33	12,168.90	31.13
=====							
*****TOTAL FOR FUND-SCC 018 9132 (FENN SCHOOL STORE):							
600.00	0.00	600.00	0.00	0.00	0.00	600.00	0.00
=====							
*****TOTAL FOR FUND-SCC 018 9133 (BOOK FAIR - FENN):							
150.00	0.00	150.00	0.00	0.00	100.00	50.00	66.67
=====							
*****TOTAL FOR FUND-SCC 018 9135 (MEDINA SKI TEAM - DISTRICTWIDE):							
6,300.00	0.00	6,300.00	0.00	0.00	0.00	6,300.00	0.00
=====							
*****TOTAL FOR FUND-SCC 018 9140 (PRINCIPAL'S FUND - HERITAGE):							
15,100.00	0.00	15,100.00	0.00	0.00	5,935.47	9,164.53	39.31
=====							
*****TOTAL FOR FUND-SCC 018 9143 (HERITAGE MEDIA CENTER):							
3,600.00	0.00	3,600.00	0.00	0.00	0.00	3,600.00	0.00
=====							
*****TOTAL FOR FUND-SCC 018 9160 (PRINCIPAL'S FUND - H G BLAKE):							
14,017.00	3,733.99	17,750.99	89.00	89.00	4,594.99	13,067.00	26.39
=====							
*****TOTAL FOR FUND-SCC 018 9161 (PBIS - BLAKE):							
4,380.00	0.00	4,380.00	0.00	0.00	0.00	4,380.00	0.00
=====							



Date: 08/11/20  
Time: 4:49 pm

MEDINA CITY SCHOOL DISTRICT  
Appropriation Account Summary  
SORTED BY FUND-SCC

Page: 5  
(APPSUM)

FYTD Appropriated	Prior FY Carryover Encumbrances	FYTD Expendable	FYTD Actual Expenditures	MTD Actual Expenditures	Current Encumbrances	FYTD Unencumbered Balance	FYTD Percent Exp/Enc
*****TOTAL FOR FUND-SCC 018 9163 (BLAKE MEDIA CENTER):							
6,000.00	0.00	6,000.00	0.00	0.00	50.00	5,950.00	0.83
=====							
*****TOTAL FOR FUND-SCC 018 9170 (PRINCIPALS FUND - RALPH WAITE ELEMENTARY):							
18,663.00	0.00	18,663.00	0.00	0.00	1,640.60	17,022.40	8.79
=====							
*****TOTAL FOR FUND-SCC 018 9171 (WAITE SCHOOL STORE):							
30.00	0.00	30.00	0.00	0.00	0.00	30.00	0.00
=====							
*****TOTAL FOR FUND-SCC 018 9173 (MEDIA CENTER RALPH WAITE ELEMENTARY):							
6,000.00	0.00	6,000.00	0.00	0.00	0.00	6,000.00	0.00
=====							
*****TOTAL FOR FUND-SCC 018 9180 (PRINCIPALS FUND ELIZA NORTHROP ELEMENTARY):							
16,712.00	0.00	16,712.00	0.00	0.00	0.00	16,712.00	0.00
=====							
*****TOTAL FOR FUND-SCC 018 9183 (MEDIA CENTER ELIZA NORTHROP ELEMENTARY):							
3,120.00	0.00	3,120.00	0.00	0.00	0.00	3,120.00	0.00
=====							
*****TOTAL FOR FUND-SCC 018 9200 (PRINCIPAL'S FUND - CLAGGETT M.S.):							
19,720.00	0.00	19,720.00	0.00	0.00	1,200.00	18,520.00	6.09
=====							
*****TOTAL FOR FUND-SCC 018 9203 (CLAGGETT M.S. MEDIA CENTER):							
1,920.00	0.00	1,920.00	0.00	0.00	0.00	1,920.00	0.00
=====							
*****TOTAL FOR FUND-SCC 018 9210 (PRINCIPAL'S FUND - ROOT M.S.):							
20,701.00	42.00	20,743.00	0.00	0.00	12,492.00	8,251.00	60.22
=====							
*****TOTAL FOR FUND-SCC 018 9211 (ROOT M.S. MEDIA CENTER):							
3,060.00	0.00	3,060.00	0.00	0.00	50.00	3,010.00	1.63
=====							

Date: 08/11/20  
Time: 4:49 pm

MEDINA CITY SCHOOL DISTRICT  
Appropriation Account Summary  
SORTED BY FUND-SCC

Page: 6  
(APPSUM)

FYTD Appropriated	Prior FY Carryover Encumbrances	FYTD Expendable	FYTD Actual Expenditures	MTD Actual Expenditures	Current Encumbrances	FYTD Unencumbered Balance	FYTD Percent Exp/Enc
*****TOTAL FOR FUND-SCC 018 9300 (PRINCIPAL'S FUND - SENIOR HIGH):							
25,891.00	400.00	26,291.00	340.00	340.00	500.00	25,451.00	3.20
=====							
*****TOTAL FOR FUND-SCC 018 9304 (BUZZ):							
14,400.00	0.00	14,400.00	0.00	0.00	14,300.00	100.00	99.31
=====							
*****TOTAL FOR FUND-SCC 018 9306 (FEED THE BEES):							
6,000.00	1,900.17	7,900.17	143.69	143.69	6,000.00	1,756.48	77.77
=====							
*****TOTAL FOR FUND-SCC 018 9900 (INSERVICE - CENTRAL):							
2,221.00	0.00	2,221.00	0.00	0.00	0.00	2,221.00	0.00
=====							
*****TOTAL FOR FUND-SCC 018 9901 (PUBLIC SCHOOL SUPPORT - INSTRUCTION DEPT.):							
552.00	0.00	552.00	5,548.68	5,548.68	0.00	4,996.68-	0.00
=====							
*****TOTAL FOR FUND-SCC 018 9902 (INSERVICE - SUPERINTENDENT):							
14,833.00	0.00	14,833.00	0.00	0.00	0.00	14,833.00	0.00
=====							
*****TOTAL FOR FUND-SCC 018 9903 (BOARD/STUDENT DEVELOPMENT):							
1,680.00	0.00	1,680.00	0.00	0.00	0.00	1,680.00	0.00
=====							
*****TOTAL FOR FUND-SCC 018 9904 (WELLNESS FUND):							
301.00	0.00	301.00	0.00	0.00	0.00	301.00	0.00
=====							
*****TOTAL FOR FUND-SCC 018 9906 (COMMUNICATIONS - PUBLIC SCHOOL SUPPORT):							
1,800.00	0.00	1,800.00	0.00	0.00	0.00	1,800.00	0.00
=====							
*****TOTAL FOR FUND-SCC 018 9907 (STEAM - SUMMER ENRICHMENT):							
4,316.00	0.00	4,316.00	0.00	0.00	0.00	4,316.00	0.00
=====							

Date: 08/11/20  
Time: 4:49 pm

MEDINA CITY SCHOOL DISTRICT  
Appropriation Account Summary  
SORTED BY FUND-SCC

Page: 7  
(APPSUM)

FYTD Appropriated	Prior FY Carryover Encumbrances	FYTD Expendable	FYTD Actual Expenditures	MTD Actual Expenditures	Current Encumbrances	FYTD Unencumbered Balance	FYTD Percent Exp/Enc
*****TOTAL FOR FUND-SCC 018 9914 (END OF YEAR):							
1,500.00	0.00	1,500.00	0.00	0.00	0.00	1,500.00	0.00
=====							
*****TOTAL FOR FUND-SCC 018 9915 (BIKE TO SCHOOL):							
1,500.00	0.00	1,500.00	0.00	0.00	0.00	1,500.00	0.00
=====							
*****TOTAL FOR FUND-SCC 018 9916 (SPIRIT NIGHT):							
2,100.00	0.00	2,100.00	0.00	0.00	0.00	2,100.00	0.00
=====							
*****TOTAL FOR FUND-SCC 018 9918 (FAMILY FIRST):							
900.00	0.00	900.00	0.00	0.00	0.00	900.00	0.00
=====							
*****TOTAL FOR FUND-SCC 018 9919 (STUDENT ART SHOW):							
300.00	0.00	300.00	0.00	0.00	0.00	300.00	0.00
=====							
*****TOTAL FOR FUND-SCC 018 9920 (TRSP FUND):							
300.00	0.00	300.00	0.00	0.00	0.00	300.00	0.00
=====							
*****TOTAL FOR FUND-SCC 018 9930 (Resource Connection):							
900.00	0.00	900.00	0.00	0.00	0.00	900.00	0.00
=====							
*****TOTAL FOR FUND-SCC 019 9000 (ADAMH GRANT):							
6,000.00	0.00	6,000.00	0.00	0.00	1,159.00	4,841.00	19.32
=====							
*****TOTAL FOR FUND-SCC 020 9001 (TRANSPORTATION ENTERPRISE):							
15,000.00	6,328.37	21,328.37	936.32	936.32	4,000.00	16,392.05	23.14
=====							
*****TOTAL FOR FUND-SCC 022 9000 (Unclaimed funds):							
10,000.00	0.00	10,000.00	0.00	0.00	0.00	10,000.00	0.00
=====							

Date: 08/11/20  
Time: 4:49 pm

MEDINA CITY SCHOOL DISTRICT  
Appropriation Account Summary  
SORTED BY FUND-SCC

Page: 8  
(APPSUM)

FYTD Appropriated	Prior FY Carryover Encumbrances	FYTD Expendable	FYTD Actual Expenditures	MTD Actual Expenditures	Current Encumbrances	FYTD Unencumbered Balance	FYTD Percent Exp/Enc
*****TOTAL FOR FUND-SCC 024 9001 (MEDICAL AND DRUG/SELF INSURANCE FUNDS):							
8,402,203.00	0.00	8,402,203.00	863,177.81	863,177.81	1,991,122.19	5,547,903.00	33.97
=====							
*****TOTAL FOR FUND-SCC 024 9002 (DENTAL SELF INSURANCE FUNDS):							
705,000.00	0.00	705,000.00	51,815.51	51,815.51	116,408.09	536,776.40	23.86
=====							
*****TOTAL FOR FUND-SCC 024 9094 (FLEX PRO):							
215,363.00	410.70	215,773.70	11,455.25	11,455.25	26,124.00	178,194.45	17.42
=====							
*****TOTAL FOR FUND-SCC 027 0000 (WORKMANS COMP.-SELF INS):							
265,991.00	0.00	265,991.00	4,720.59	4,720.59	70,279.41	190,991.00	28.20
=====							
*****TOTAL FOR FUND-SCC 071 9013 (LOCAL SALES TAX PERMANENT IMPROVEMENTS):							
3,490,972.50	1,050,083.63	4,541,056.13	570,030.22	570,030.22	902,925.62	3,068,100.29	32.44
=====							
*****TOTAL FOR FUND-SCC 200 9110 (GARFIELD STUDENT COUNCIL/K-KIDS CLUB):							
420.00	0.00	420.00	0.00	0.00	105.00	315.00	25.00
=====							
*****TOTAL FOR FUND-SCC 200 9121 (ELLA CANAVAN STUDENT COUNCIL):							
234.00	0.00	234.00	0.00	0.00	200.00	34.00	85.47
=====							
*****TOTAL FOR FUND-SCC 200 9185 (K-KIDS KIWANIS ACTIVITY CLUB-NORTHROP):							
1,500.00	0.00	1,500.00	0.00	0.00	0.00	1,500.00	0.00
=====							
*****TOTAL FOR FUND-SCC 200 9202 (CLAGGETT MIDDLE SCH. STUDENT COUNCIL):							
3,000.00	0.00	3,000.00	0.00	0.00	0.00	3,000.00	0.00
=====							
*****TOTAL FOR FUND-SCC 200 9205 (CLAGGETT MIDDLE SCH. BUILDERS CLUB):							
150.00	0.00	150.00	0.00	0.00	0.00	150.00	0.00
=====							

Date: 08/11/20  
Time: 4:49 pm

MEDINA CITY SCHOOL DISTRICT  
Appropriation Account Summary  
SORTED BY FUND-SCC

Page: 9  
(APPSUM)

FYTD Appropriated	Prior FY Carryover Encumbrances	FYTD Expendable	FYTD Actual Expenditures	MTD Actual Expenditures	Current Encumbrances	FYTD Unencumbered Balance	FYTD Percent Exp/Enc
*****TOTAL FOR FUND-SCC 200 9209 (CLAGGETT MIDDLE SCHOOL DRAMA CLUB):							
3,300.00	0.00	3,300.00	0.00	0.00	0.00	3,300.00	0.00
=====							
*****TOTAL FOR FUND-SCC 200 9253 (BUILDERS' CLUB - ROOT M.S.):							
1,010.00	0.00	1,010.00	0.00	0.00	1,000.00	10.00	99.01
=====							
*****TOTAL FOR FUND-SCC 200 9254 (HONORS ACADEMY - ROOT):							
2,560.00	0.00	2,560.00	0.00	0.00	2,000.00	560.00	78.13
=====							
*****TOTAL FOR FUND-SCC 200 9256 (DRAMA CLUB - ROOT M.S.):							
2,250.00	0.00	2,250.00	0.00	0.00	2,000.00	250.00	88.89
=====							
*****TOTAL FOR FUND-SCC 200 9258 (STUDENT COUNCIL - ROOT M.S.):							
1,353.00	0.00	1,353.00	0.00	0.00	1,353.00	0.00	100.00
=====							
*****TOTAL FOR FUND-SCC 200 9302 (ART CLUB):							
800.00	0.00	800.00	0.00	0.00	800.00	0.00	100.00
=====							
*****TOTAL FOR FUND-SCC 200 9303 (CULTURAL EXPLORATION):							
60.00	0.00	60.00	0.00	0.00	60.00	0.00	100.00
=====							
*****TOTAL FOR FUND-SCC 200 9307 (VOCAL):							
38,000.00	0.00	38,000.00	0.00	0.00	38,000.00	0.00	100.00
=====							
*****TOTAL FOR FUND-SCC 200 9309 (IMPROV CLUB):							
2,700.00	0.00	2,700.00	0.00	0.00	2,700.00	0.00	100.00
=====							
*****TOTAL FOR FUND-SCC 200 9312 (DRAMA CLUB):							
17,000.00	0.00	17,000.00	0.00	0.00	17,000.00	0.00	100.00
=====							

Date: 08/11/20  
Time: 4:49 pm

MEDINA CITY SCHOOL DISTRICT  
Appropriation Account Summary  
SORTED BY FUND-SCC

Page: 10  
(APPSUM)

FYTD Appropriated	Prior FY Carryover Encumbrances	FYTD Expendable	FYTD Actual Expenditures	MTD Actual Expenditures	Current Encumbrances	FYTD Unencumbered Balance	FYTD Percent Exp/Enc
*****TOTAL FOR FUND-SCC 200 9314 (MEDINA OUTDOORS CLUB):							
450.00	0.00	450.00	0.00	0.00	450.00	0.00	100.00
=====							
*****TOTAL FOR FUND-SCC 200 9315 (FELLOWSHIP OF CHRISTIAN ATHLETES):							
700.00	0.00	700.00	0.00	0.00	700.00	0.00	100.00
=====							
*****TOTAL FOR FUND-SCC 200 9318 (GIRLS LEADERSHIP CLUB):							
3,100.00	0.00	3,100.00	0.00	0.00	3,100.00	0.00	100.00
=====							
*****TOTAL FOR FUND-SCC 200 9321 (KEY CLUB):							
10,000.00	0.00	10,000.00	0.00	0.00	10,000.00	0.00	100.00
=====							
*****TOTAL FOR FUND-SCC 200 9323 (MEDINAMITE):							
2,000.00	279.00	2,279.00	0.00	0.00	2,279.00	0.00	100.00
=====							
*****TOTAL FOR FUND-SCC 200 9324 (MEDINIAN):							
11,000.00	0.00	11,000.00	0.00	0.00	11,000.00	0.00	100.00
=====							
*****TOTAL FOR FUND-SCC 200 9325 (MHS BAND):							
23,000.00	6,721.26	29,721.26	130.00	130.00	26,591.26	3,000.00	89.91
=====							
*****TOTAL FOR FUND-SCC 200 9326 (NATIONAL HONOR SOCIETY):							
3,500.00	0.00	3,500.00	0.00	0.00	3,500.00	0.00	100.00
=====							
*****TOTAL FOR FUND-SCC 200 9327 (ORCHESTRA):							
3,000.00	2,305.99	5,305.99	0.00	0.00	5,305.99	0.00	100.00
=====							
*****TOTAL FOR FUND-SCC 200 9330 (SCIENCE OLYMPIAD CLUB):							
2,120.00	0.00	2,120.00	0.00	0.00	2,120.00	0.00	100.00
=====							

Date: 08/11/20  
Time: 4:49 pm

MEDINA CITY SCHOOL DISTRICT  
Appropriation Account Summary  
SORTED BY FUND-SCC

Page: 11  
(APPSUM)

FYTD Appropriated	Prior FY Carryover Encumbrances	FYTD Expendable	FYTD Actual Expenditures	MTD Actual Expenditures	Current Encumbrances	FYTD Unencumbered Balance	FYTD Percent Exp/Enc
*****TOTAL FOR FUND-SCC 200 9332 (SPANISH CLUB):							
5,280.00	0.00	5,280.00	0.00	0.00	5,280.00	0.00	100.00
=====							
*****TOTAL FOR FUND-SCC 200 9333 (STUDENT COUNCIL):							
60,000.00	0.00	60,000.00	25.00	25.00	59,975.00	0.00	100.00
=====							
*****TOTAL FOR FUND-SCC 200 9335 (LATIN CLUB):							
5,500.00	0.00	5,500.00	0.00	0.00	5,500.00	0.00	100.00
=====							
*****TOTAL FOR FUND-SCC 200 9337 (AMERICAN SIGN LANGUAGE CLUB):							
150.00	0.00	150.00	0.00	0.00	150.00	0.00	100.00
=====							
*****TOTAL FOR FUND-SCC 200 9339 (SPEECH/DEBATE CLUB):							
28,500.00	0.00	28,500.00	0.00	0.00	28,500.00	0.00	100.00
=====							
*****TOTAL FOR FUND-SCC 200 9340 (STUDENT'S H.O.P.E.):							
1,000.00	0.00	1,000.00	0.00	0.00	1,000.00	0.00	100.00
=====							
*****TOTAL FOR FUND-SCC 200 9346 (PENGUIN BOWL/NOSB):							
500.00	0.00	500.00	0.00	0.00	500.00	0.00	100.00
=====							
*****TOTAL FOR FUND-SCC 200 9350 (TECHNOLOGY CLUB):							
1,800.00	0.00	1,800.00	0.00	0.00	1,800.00	0.00	100.00
=====							
*****TOTAL FOR FUND-SCC 200 9352 (VIDEO CLUB - SR HI):							
6,000.00	0.00	6,000.00	0.00	0.00	6,000.00	0.00	100.00
=====							
*****TOTAL FOR FUND-SCC 200 9353 (CHINESE CLUB):							
500.00	0.00	500.00	0.00	0.00	500.00	0.00	100.00
=====							



Date: 08/11/20  
Time: 4:49 pm

MEDINA CITY SCHOOL DISTRICT  
Appropriation Account Summary  
SORTED BY FUND-SCC

Page: 12  
(APPSUM)

FYTD Appropriated	Prior FY Carryover Encumbrances	FYTD Expendable	FYTD Actual Expenditures	MTD Actual Expenditures	Current Encumbrances	FYTD Unencumbered Balance	FYTD Percent Exp/Enc
*****TOTAL FOR FUND-SCC 200 9355 (GENDER AND SEXUALITY ALLIANCE):							
800.00	0.00	800.00	0.00	0.00	800.00	0.00	100.00
=====							
*****TOTAL FOR FUND-SCC 200 9380 (V O F T):							
10,000.00	0.00	10,000.00	0.00	0.00	10,000.00	0.00	100.00
=====							
*****TOTAL FOR FUND-SCC 200 9419 (CLASS OF 2019):							
2,247.55	2,247.55	4,495.10	0.00	0.00	4,495.10	0.00	100.00
=====							
*****TOTAL FOR FUND-SCC 200 9420 (CLASS OF 2020):							
11,113.24	0.00	11,113.24	0.00	0.00	11,113.24	0.00	100.00
=====							
*****TOTAL FOR FUND-SCC 200 9422 (CLASS OF 2022):							
48,000.00	0.00	48,000.00	0.00	0.00	48,000.00	0.00	100.00
=====							
*****TOTAL FOR FUND-SCC 200 9423 (CLASS OF 2023):							
4,800.00	0.00	4,800.00	0.00	0.00	4,800.00	0.00	100.00
=====							
*****TOTAL FOR FUND-SCC 200 9424 (CLASS OF 2024):							
1,800.00	0.00	1,800.00	0.00	0.00	1,800.00	0.00	100.00
=====							
*****TOTAL FOR FUND-SCC 300 0000 (ATHLETIC FUND):							
253,441.00	10,519.89	263,960.89	7,502.99	7,502.99	141,708.64	114,749.26	56.53
=====							
*****TOTAL FOR FUND-SCC 300 9110 (GARFIELD FIELD TRIPS):							
6,220.00	0.00	6,220.00	0.00	0.00	1,500.00	4,720.00	24.12
=====							
*****TOTAL FOR FUND-SCC 300 9120 (CANAVAN FIELD TRIP):							
6,966.00	0.00	6,966.00	0.00	0.00	0.00	6,966.00	0.00
=====							

Date: 08/11/20  
Time: 4:49 pm

MEDINA CITY SCHOOL DISTRICT  
Appropriation Account Summary  
SORTED BY FUND-SCC

Page: 13  
(APPSUM)

FYTD Appropriated	Prior FY Carryover Encumbrances	FYTD Expendable	FYTD Actual Expenditures	MTD Actual Expenditures	Current Encumbrances	FYTD Unencumbered Balance	FYTD Percent Exp/Enc
*****TOTAL FOR FUND-SCC 300 9130 (FENN FIELD TRIPS):							
6,000.00	0.00	6,000.00	0.00	0.00	0.00	6,000.00	0.00
=====							
*****TOTAL FOR FUND-SCC 300 9140 (HERITAGE FIELD TRIPS):							
4,537.00	0.00	4,537.00	0.00	0.00	0.00	4,537.00	0.00
=====							
*****TOTAL FOR FUND-SCC 300 9160 (BLAKE FIELD TRIPS):							
6,838.00	0.00	6,838.00	0.00	0.00	0.00	6,838.00	0.00
=====							
*****TOTAL FOR FUND-SCC 300 9170 (WAITE FIELD TRIPS):							
18,000.00	0.00	18,000.00	0.00	0.00	0.00	18,000.00	0.00
=====							
*****TOTAL FOR FUND-SCC 300 9180 (NORTHROP FIELD TRIPS):							
6,900.00	0.00	6,900.00	0.00	0.00	0.00	6,900.00	0.00
=====							
*****TOTAL FOR FUND-SCC 300 9201 (CLAGGETT MIDDLE SCH. BAND FUND):							
40,000.00	0.00	40,000.00	0.00	0.00	40,000.00	0.00	100.00
=====							
*****TOTAL FOR FUND-SCC 300 9208 (CLAGGETT - 6TH GRADE TRIPS):							
66,900.00	0.00	66,900.00	0.00	0.00	0.00	66,900.00	0.00
=====							
*****TOTAL FOR FUND-SCC 300 9250 (ROOT M.S. BAND FUND):							
21,500.00	0.00	21,500.00	0.00	0.00	21,500.00	0.00	100.00
=====							
*****TOTAL FOR FUND-SCC 300 9253 (ROOT M.S. BEEHIVE):							
510.00	0.00	510.00	0.00	0.00	200.00	310.00	39.22
=====							
*****TOTAL FOR FUND-SCC 300 9258 (ROOT - DISTRICT SUPERVISED ACTIVITIES):							
95,698.00	0.00	95,698.00	0.00	0.00	0.00	95,698.00	0.00
=====							

Date: 08/11/20  
Time: 4:49 pm

MEDINA CITY SCHOOL DISTRICT  
Appropriation Account Summary  
SORTED BY FUND-SCC

Page: 14  
(APPSUM)

FYTD Appropriated	Prior FY Carryover Encumbrances	FYTD Expendable	FYTD Actual Expenditures	MTD Actual Expenditures	Current Encumbrances	FYTD Unencumbered Balance	FYTD Percent Exp/Enc
*****TOTAL FOR FUND-SCC 300 9301 (BOWLING CLUB):							
4,000.00	2,187.15	6,187.15	0.00	0.00	6,187.15	0.00	100.00
=====							
*****TOTAL FOR FUND-SCC 300 9302 (MENS VOLLEYBALL):							
7,600.00	0.00	7,600.00	0.00	0.00	7,600.00	0.00	100.00
=====							
*****TOTAL FOR FUND-SCC 300 9303 (HUDDLE/SHUDDLE):							
2,700.00	0.00	2,700.00	0.00	0.00	2,700.00	0.00	100.00
=====							
*****TOTAL FOR FUND-SCC 300 9304 (LINK CREW):							
5,250.00	0.00	5,250.00	0.00	0.00	5,250.00	0.00	100.00
=====							
*****TOTAL FOR FUND-SCC 300 9313 (MUSICAL):							
11,300.00	0.00	11,300.00	0.00	0.00	11,200.00	100.00	99.12
=====							
*****TOTAL FOR FUND-SCC 300 9334 (BEEHIVE CAFE):							
26,500.00	6,736.54	33,236.54	0.00	0.00	11,436.54	21,800.00	34.41
=====							
*****TOTAL FOR FUND-SCC 300 9390 (GLOBAL TRIPS):							
7,500.00	0.00	7,500.00	0.00	0.00	7,500.00	0.00	100.00
=====							
*****TOTAL FOR FUND-SCC 300 9410 (SPARKLE CHEERLEADING):							
5,310.00	0.00	5,310.00	0.00	0.00	0.00	5,310.00	0.00
=====							
*****TOTAL FOR FUND-SCC 401 9010 (AUXILIARY FUNDS/ST FRANCIS):							
0.00	38,176.16	38,176.16	7,454.31	7,454.31	38,116.21	7,394.36-	119.37
=====							
*****TOTAL FOR FUND-SCC 401 9011 (AUXILIARY FUNDS/ST FRANCIS):							
281,290.00	0.00	281,290.00	249.64	249.64	1,934.45	279,105.91	0.78
=====							

Date: 08/11/20  
Time: 4:49 pm

MEDINA CITY SCHOOL DISTRICT  
Appropriation Account Summary  
SORTED BY FUND-SCC

Page: 15  
(APPSUM)

FYTD Appropriated	Prior FY Carryover Encumbrances	FYTD Expendable	FYTD Actual Expenditures	MTD Actual Expenditures	Current Encumbrances	FYTD Unencumbered Balance	FYTD Percent Exp/Enc
*****TOTAL FOR FUND-SCC 401 9020 (AUX FUNDS NURTURY):							
0.00	1,484.75	1,484.75	188.95	188.95	1,259.00	36.80	97.52
=====							
*****TOTAL FOR FUND-SCC 401 9021 (AUX FUNDS NURTURY):							
11,080.00	0.00	11,080.00	0.00	0.00	0.00	11,080.00	0.00
=====							
*****TOTAL FOR FUND-SCC 401 9030 (AUX FUNDS MCA):							
0.00	20,901.10	20,901.10	13,080.93	13,080.93	11,941.69	4,121.52-	119.72
=====							
*****TOTAL FOR FUND-SCC 401 9031 (AUX FUNDS MCA):							
142,740.00	0.00	142,740.00	3,157.90	3,157.90	30,193.36	109,388.74	23.37
=====							
*****TOTAL FOR FUND-SCC 467 9020 (FOUNDATION - STUDENT WELLNESS AND SUCCESS):							
0.00	0.00	0.00	22,339.72	22,339.72	0.00	22,339.72-	0.00
=====							
*****TOTAL FOR FUND-SCC 499 9019 (SCHOOL SAFETY):							
0.00	0.00	0.00	0.00	0.00	2,650.00	2,650.00-	0.00
=====							
*****TOTAL FOR FUND-SCC 507 9021 (ESSER):							
407,347.65	0.00	407,347.65	0.00	0.00	0.00	407,347.65	0.00
=====							
*****TOTAL FOR FUND-SCC 516 9020 (TITLE VI-B):							
0.00	26,429.11	26,429.11	140,949.44	140,949.44	26,306.69	140,827.02-	632.85
=====							
*****TOTAL FOR FUND-SCC 516 9021 (TITLE VI-B):							
1,468,206.48	0.00	1,468,206.48	0.00	0.00	0.00	1,468,206.48	0.00
=====							
*****TOTAL FOR FUND-SCC 551 9120 (TITLE III LEP):							
0.00	2,127.05	2,127.05	1,666.01	1,666.01	456.68	4.36	99.80
=====							

Date: 08/11/20  
Time: 4:49 pm

MEDINA CITY SCHOOL DISTRICT  
Appropriation Account Summary  
SORTED BY FUND-SCC

Page: 16  
(APPSUM)

FYTD Appropriated	Prior FY Carryover Encumbrances	FYTD Expendable	FYTD Actual Expenditures	MTD Actual Expenditures	Current Encumbrances	FYTD Unencumbered Balance	FYTD Percent Exp/Enc
*****TOTAL FOR FUND-SCC 551 9121 (TITLE III LEP):							
10,038.58	0.00	10,038.58	0.00	0.00	0.00	10,038.58	0.00
=====							
*****TOTAL FOR FUND-SCC 572 9020 (TITLE I):							
0.00	0.00	0.00	65,636.35	65,636.35	0.00	65,636.35-	0.00
=====							
*****TOTAL FOR FUND-SCC 572 9021 (TITLE I):							
466,409.80	0.00	466,409.80	0.00	0.00	0.00	466,409.80	0.00
=====							
*****TOTAL FOR FUND-SCC 572 9120 (TITLE I-D):							
0.00	3,255.00	3,255.00	11,046.74	11,046.74	3,255.00	11,046.74-	439.38
=====							
*****TOTAL FOR FUND-SCC 572 9121 (TITLE I-D):							
79,422.26	0.00	79,422.26	0.00	0.00	0.00	79,422.26	0.00
=====							
*****TOTAL FOR FUND-SCC 587 9020 (PRESCHOOL):							
0.00	0.00	0.00	5,569.22	5,569.22	0.00	5,569.22-	0.00
=====							
*****TOTAL FOR FUND-SCC 587 9021 (PRESCHOOL):							
41,301.10	0.00	41,301.10	0.00	0.00	0.00	41,301.10	0.00
=====							
*****TOTAL FOR FUND-SCC 590 9020 (TITLE II-A):							
0.00	31,145.70	31,145.70	9,880.41	9,880.41	29,110.70	7,845.41-	125.19
=====							
*****TOTAL FOR FUND-SCC 590 9021 (TITLE II-A):							
131,721.54	0.00	131,721.54	0.00	0.00	0.00	131,721.54	0.00
=====							
*****TOTAL FOR FUND-SCC 599 9020 (TITLE IV-A STUDENT SUPPORT AND ACADEMIC ENR):							
0.00	6,752.70	6,752.70	888.80	888.80	6,752.70	888.80-	113.16
=====							

Date: 08/11/20  
Time: 4:49 pm

MEDINA CITY SCHOOL DISTRICT  
Appropriation Account Summary  
SORTED BY FUND-SCC

Page: 17  
(APPSUM)

FYTD Appropriated	Prior FY Carryover Encumbrances	FYTD Expendable	FYTD Actual Expenditures	MTD Actual Expenditures	Current Encumbrances	FYTD Unencumbered Balance	FYTD Percent Exp/Enc
*****TOTAL FOR FUND-SCC 599 9021 (TITLE IV-A STUDENT SUPPORT AND ACADEMIC ENR):							
36,825.26	0.00	36,825.26	0.00	0.00	0.00	36,825.26	0.00
=====							
*****GRAND TOTALS:							
102,635,684.66	2,637,333.39	105,273,018.05	10,636,792.70	10,636,792.70	7,107,571.36	87,528,653.99	16.86
=====							



# GENERAL FUND-TRUE DAYS CASH

Includes Emergency Levy

