

Medina City Schools

General Fund Analysis

November 30, 2014

	2014-2015 Original Estimate (1)	Y-T-D Actual July 2014 - June 2015 (2)	Percent	Variance (3)
Beginning Balance - July 1, 2014				
General Fund	26,122,298.67	29,376,290.85		0.00
Other Funds - Emergency Levy	3,253,992.18			
Revenue	<u>76,211,152.00</u>	<u>37,211,398.74</u>	<u>48.8%</u>	<u>38,999,753.26</u>
	76,211,152.00	37,211,398.74		38,999,753.26
Expenditures	73,171,112.00	29,625,687.10	40.5%	43,545,424.90
Encumbrance	450,000.00	1,909,197.89		-1,459,197.89
	<u>73,621,112.00</u>	<u>31,534,884.99</u>		<u>42,086,227.01</u>
Ending Balance - June 30, 2015	<u>31,966,330.85</u>	<u>35,052,804.60</u>		<u>-3,086,473.75</u>

Original Estimate revenue, expenditure and encumbrance taken from five-year forecast.
Includes November 2013 Emergency Levy

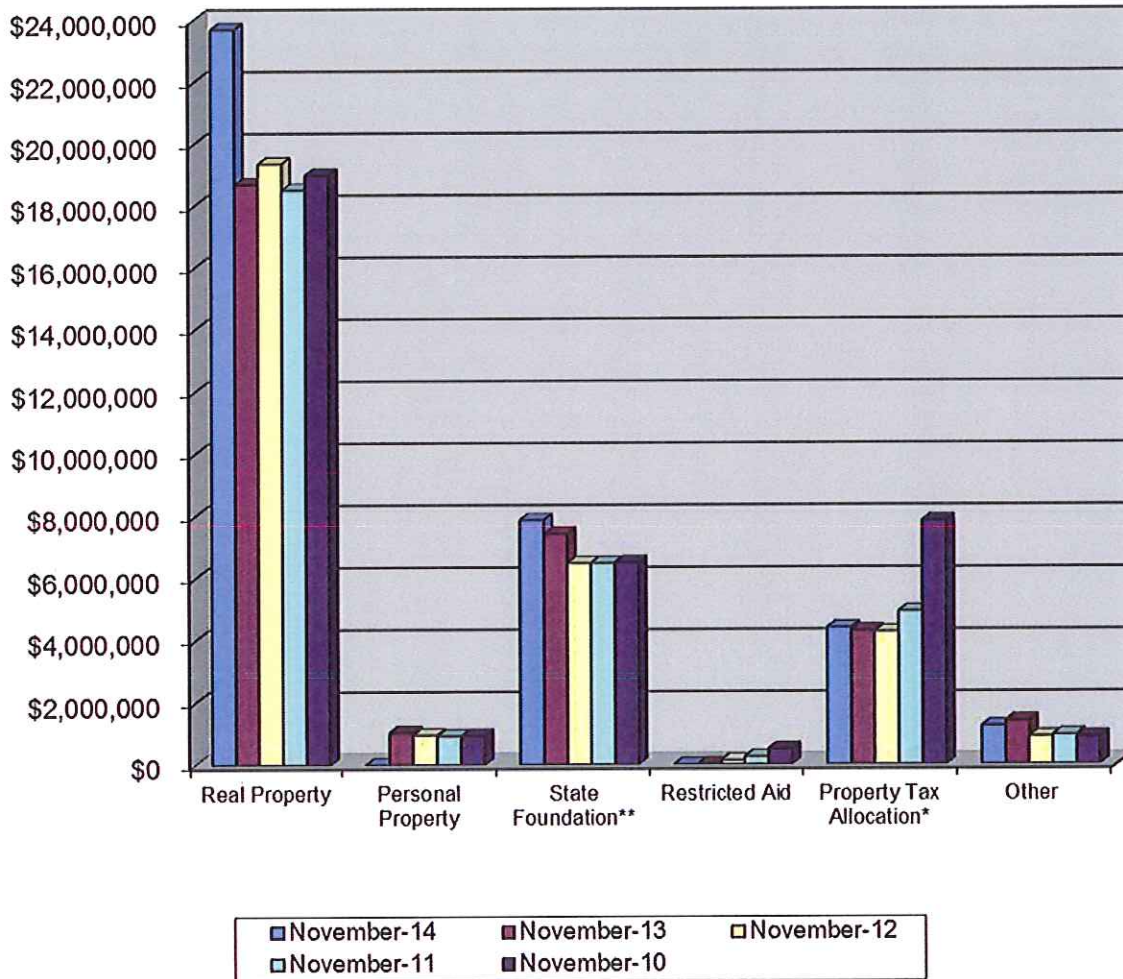
General Fund Summary

November 2014

Revenues

1. Real Property Taxes – Total Real Property Taxes received from the beginning of the fiscal year until November 30, 2014 is \$23,705,249.78. This is an increase of 20.1% above last year's taxes received at this time and is mainly due to the Emergency Levy passage plus the district has revised the receipt to include Public Utility. This was formerly listed under the personal property revenue line. \$-0- was collected in November.
2. Personal Property Taxes – Total Personal Property Taxes received from the beginning of the fiscal year until November 30, 2014 is \$-0-. These monies were distributed in the past upon settlement from the County Auditor. These monies no longer exist except if the auditor collects on delinquencies. The monies listed over the prior years were Public Utility real property and are being listed with the real property receipts and are figured in the percentage over/under. \$-0- was collected in November.
3. State Foundation – State Foundation monies received from the State of Ohio from the beginning of the fiscal year until November 30, 2014 total \$7,868,905.80. This is an increase of 5,93% above last year's foundation money received at this time. This includes \$179,656.60 in Casino revenues for the year. The current increase is due to payment based upon the Governor's funding formula. \$1,401,736.27 was collected in November.
4. Restricted Aid – Restricted Aid monies are for Career Tech, Education Jobs and ARRA funding. Monies received from the beginning of the fiscal year until November 30, 2014 total \$2,644.66. The prior year's figure was based upon 2012 and was corrected as the year progressed by the Ohio Department of Education. \$528.92 was collected in November.
5. Homestead and Rollback – Monies received from the State of Ohio from the beginning of the fiscal year until November 30, 2014 total \$4,399,629.33. Receipts are based upon the real property taxes collected and Homestead filings with the County Auditor. These revenues also include monies for personal property tax loss reimbursement from the State. The State has shifted and reduced the distribution of personal property tax loss reimbursement from August/November/May to November/May. \$1,785,303.81 was collected in November.
6. Other – Other monies received from the beginning of the fiscal year until November 30, 2014 total \$1,234,969.17. This is a decrease of 11.9% below last year at this time and is due to a large reimbursement from the Bureau of Workers Compensation, Medina County ESC, and SERS in FY14. \$301,450.91 was collected in November.

General Fund Revenue



	November-14	November-13	November-12	November-11	November-10	Current Forecast
Real Property	\$23,705,250	\$18,693,602	\$19,361,158	\$18,513,796	\$18,991,523	\$45,992,580
Personal Property	\$0	\$1,036,985	\$956,682	\$924,979	\$931,628	\$0
State Foundation**	\$7,868,906	\$7,428,223	\$6,483,368	\$6,481,872	\$6,503,826	\$18,786,618 **
Restricted Aid	\$2,645	\$15,036	\$133,545	\$252,746	\$497,553	\$6,300
Property Tax Allocation*	\$4,399,629	\$4,304,152	\$4,265,759	\$4,924,235	\$7,838,236	\$9,476,273 *
Other	\$1,234,969	\$1,401,791	\$892,597	\$942,448	\$884,964	\$1,245,858
Total	\$37,211,399	\$32,879,788	\$32,093,108	\$32,040,076	\$35,647,729	\$75,507,629

* Includes Homestead/Rollback, Tangible Personal Property Tax Fixed Rate Loss Reimbursement and Electric Deregulation.
 ** Includes Casino Revenue in State Foundation beginning January 2013 and Economic Disadvantaged Funding in November 2013.

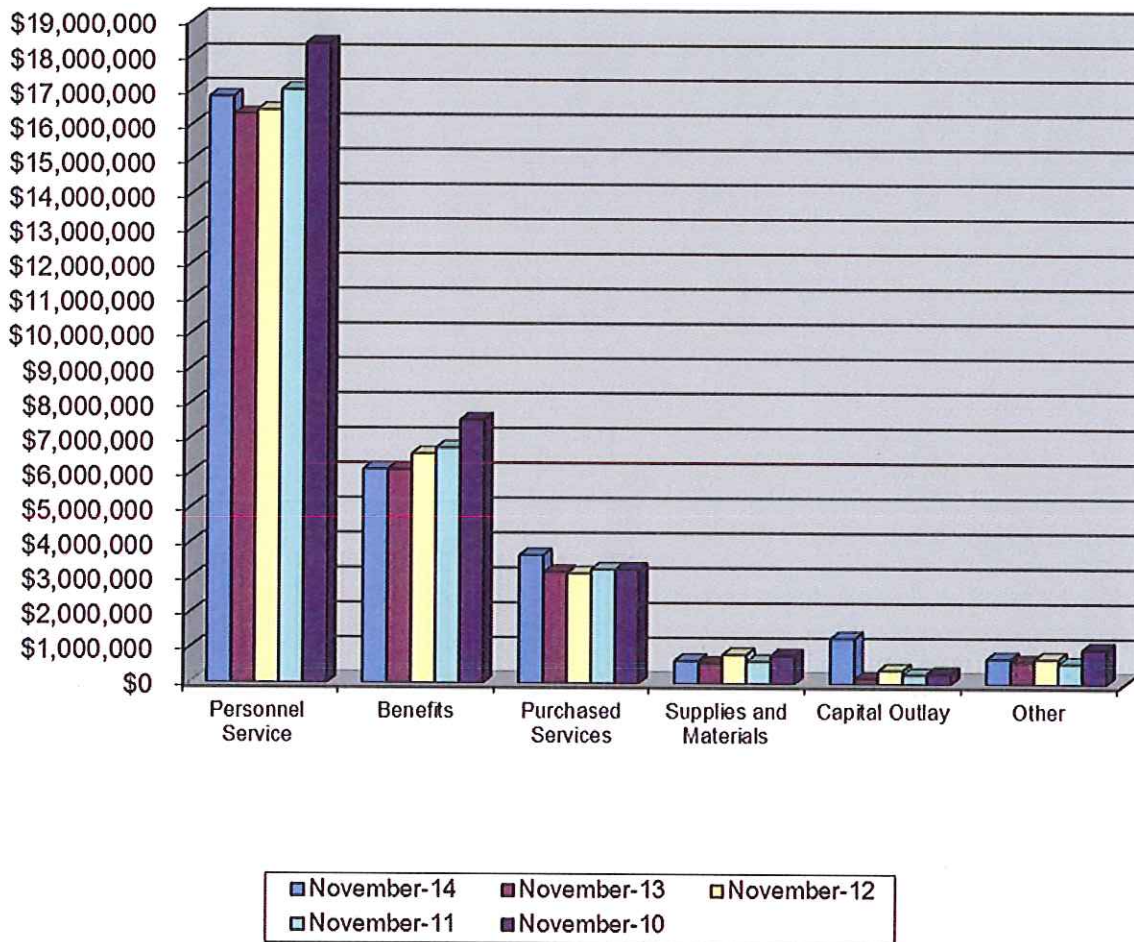
General Fund Summary

November 2014

Expenditures

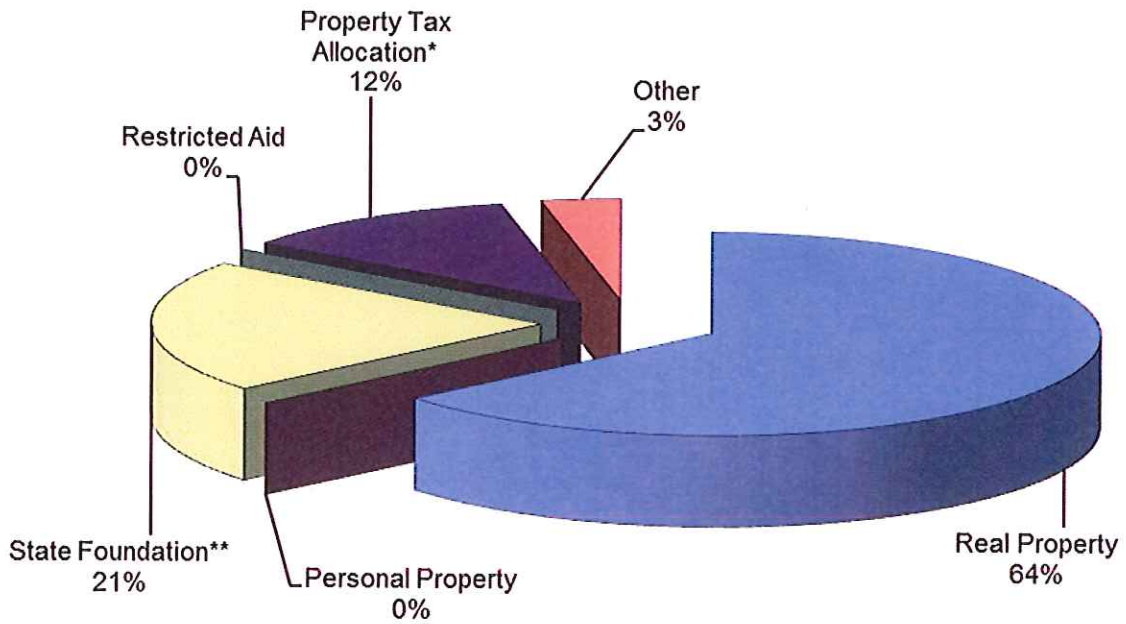
1. Personnel Services— The costs for personnel services for the School District from the beginning of the fiscal year until November 30, 2014 was \$16,822,694.48. This was an increase of 3.1% above last year at this time. \$3,263,192.55 was spent in November.
2. Benefits – The cost for benefits for the School District from the beginning of the fiscal year until November 30, 2014 was \$6,136,012.02. This was an increase of 0.3% above last year at this time. \$1,229,314.24 was spent in November.
3. Purchased Services – The cost for purchased services for the district from the beginning of the fiscal year until November 30, 2014 total \$3,669,285.71. This was a 15.1% increase above last year at this time. \$573,368.04 was spent in November. Professional Services, Legal Services, Property and Fleet Insurance, Electricity, Gas, Tuition, Special Education Services, Open Enrollment, Community School, and Post-Secondary Tuition account for the increase.
4. Supplies and Materials – The cost for supplies and materials for the district from the beginning of the fiscal year until November 30, 2014 total \$658,199.70. This was a 12.1% increase above last year at this time. \$99,709.48 was spent in November. Office Supplies, Nursing Supplies, Textbooks, Library Books, Subscriptions, Tires and Tubes accounted for this increase.
5. Capital Outlay – The cost for capital outlay for the district from the beginning of the fiscal year until November 30, 2014 total \$1,302,112.52. This was an 840.93% increase above last year at this time and was for the purchase of computers and other instructional equipment. \$65,353.94 was spent in November.
6. Other – The cost of other expenditures excluding transfers for the district was \$729,845.17 for the fiscal year until November 30, 2014. This was a 13.6% increase above last year at this time. \$61,508.13 was spent in November. Auditor/Treasurer Fees, Dues and Fees, District Audit, County Board Services (this is due to recoding services provided), and Liability Insurance make up the majority of this increase.

General Fund Expenditures

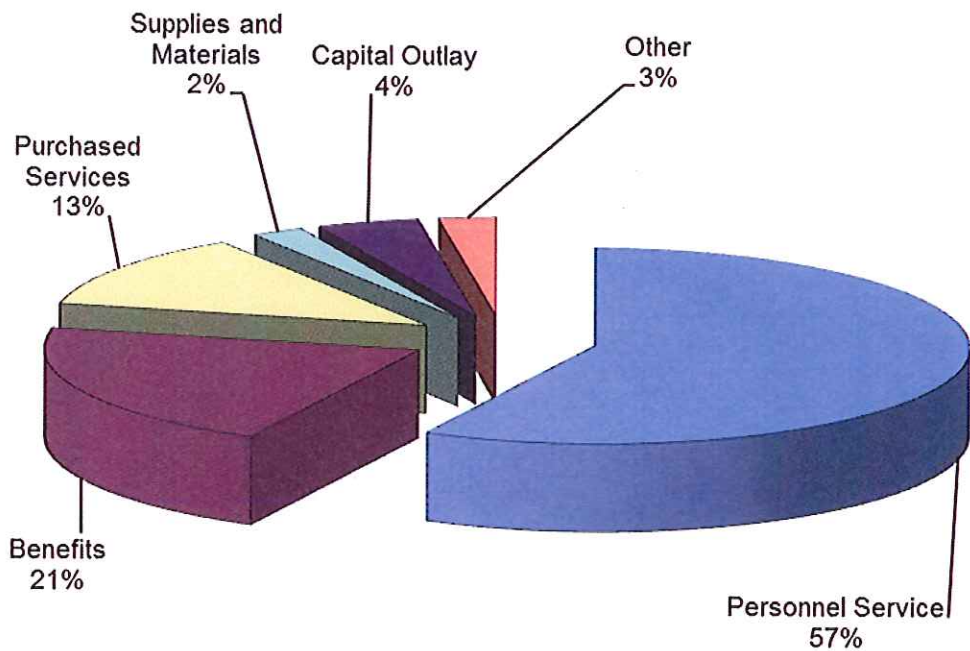


	November-14	November-13	November-12	November-11	November-10	Current Forecast
Personnel Service	\$16,822,694	\$16,316,262	\$16,442,510	\$17,025,556	\$18,360,540	\$42,820,287
Benefits	\$6,136,012	\$6,118,926	\$6,577,366	\$6,746,220	\$7,548,135	\$15,530,764
Purchased Services	\$3,669,286	\$3,186,995	\$3,151,014	\$3,267,235	\$3,263,864	\$8,311,504
Supplies and Materials	\$658,200	\$587,183	\$832,819	\$641,348	\$805,880	\$1,704,583
Capital Outlay	\$1,302,113	\$154,841	\$388,362	\$269,722	\$301,667	\$1,612,316
Other	\$729,845	\$642,382	\$723,363	\$593,561	\$1,000,546	\$1,621,675
Transfers and Adv., Etc.	\$307,538	\$0	\$0	\$1,500	\$0	\$529,363
Other than Debt						
Total	\$29,625,687	\$27,006,589	\$28,115,434	\$28,545,141	\$31,280,632	\$72,130,492

Current General Fund Revenue



Current General Fund Expenditures



Balance

Bank Balance - Regular Account				1,900,650.83
Petty Cash				
Financial Checks Outstanding	508,092.35			
Worker Comp Outstanding	1,176.18			
Payroll Checks Outstanding	69,660.73			
	(578,929.26)			1,321,721.57
Investments:				
Sweep Account	3,320,000.00			
Baird Investments	22,022,744.51			
T. Rowe - Collins	419,398.70		651,715.32	
T. Rowe - Bushman	0.00	419,398.70	4,551.36	
Scudder - Collins	232,316.62			656,266.68
Scudder - Bushman	4,551.36	236,867.98		
Kanehl Stocks (reduced by \$11,637.50 - stock converted to cash)	4,237.74	656,266.68		
Star Ohio (22923)	8,189,438.24			
Star Ohio - Bonds (33362)	11,576.70			
Star Ohio - Bonds (66088)	32,150.15			
Star Ohio - Bonds (53032)	0.00			
Star Ohio - Bonds (61415)	0.00	8,233,165.09		
Star Plus 104791113939	15,028,042.93			
Total	49,264,456.95	49,264,456.95		50,586,178.52
Adjustments				
Deposits in Transit	3,206.58			
NSF Checks	721.50			
Bank Error	0.00			
Expenses not posted	1,476.46			
Other adjustments (see below)	0.00			
Total	5,404.54			50,591,583.06
MCS D Balance				50,591,583.06

MEDINA CITY SCHOOLS

SALES TAX UPDATE

Date	Sales Tax Description	Receipts	Expenditures	Balance
July 1, 2014	Beginning Balance (071) Sales Tax and (002-9012) Bond			\$ 3,474,692.29
July	BOE Breakroom Faucet		\$285.00	\$ 3,474,407.29
	Architectural Services		\$1,560.00	\$ 3,472,847.29
	Asbestos Consulting Services		\$525.00	\$ 3,472,322.29
	Claggett Renovations		\$33,312.40	\$ 3,439,009.89
	Additional Work Stations		\$4,449.11	\$ 3,434,560.78
	Work Stations - Central Office		\$9,000.00	\$ 3,425,560.78
	Homestead Dr. Extension		\$5,800.00	\$ 3,419,760.78
	Two Way Radios		\$870.00	\$ 3,418,890.78
	Buses		\$1,179,285.00	\$ 2,239,605.78
	Lease/Purchase		\$74,038.63	\$ 2,165,567.15
	Repair Work - H S Ble		\$2,250.00	\$ 2,163,317.15
	Structural Consulting		\$250.00	\$ 2,163,067.15
	Sales Tax Distribution	\$642,555.85		\$ 2,805,623.00
August	Architectural Services		\$1,480.00	\$ 2,804,143.00
	Additional Work Stations		\$787.48	\$ 2,803,355.52
	Claggett Renovations		\$48,695.60	\$ 2,754,659.92
September	E250 Cargo Van		\$20,995.00	\$ 2,733,664.92
	Restroom Partitions		\$2,183.10	\$ 2,731,481.82
	Brightlink White Boards		\$6,225.00	\$ 2,725,256.82
October	Claggett Renovations		\$71,642.00	\$ 2,653,614.82
	Restroom Partitions		\$375.00	\$ 2,653,239.82
	Sales Tax Distribution	\$767,909.65		\$ 3,421,149.47
November	60 Passenger Buses Including Trade-In Allowance		\$172,882.00	\$ 3,248,267.47
	Certificate of Participation - Principal		\$580,000.00	\$ 2,668,267.47
	Certificate of Participation - Interest		\$624,331.25	\$ 2,043,936.22
	Replace Valance and Curtains at Performing Arts Center		\$4,570.00	\$ 2,039,366.22
	Turfex Self Propelled Spreader/Sprayer with Boom		\$7,976.48	\$ 2,031,389.74
	Fiscal Year Totals	\$1,410,465.50	\$2,853,768.05	



RedTree Investment Group
 Monthly Investment Report
 Medina City Schools
 US Bank Acct #001050970982
 Attn: David Chambers
 November 30, 2014

Monthly Cash Flow Activity

From 10-31-14 through 11-30-14

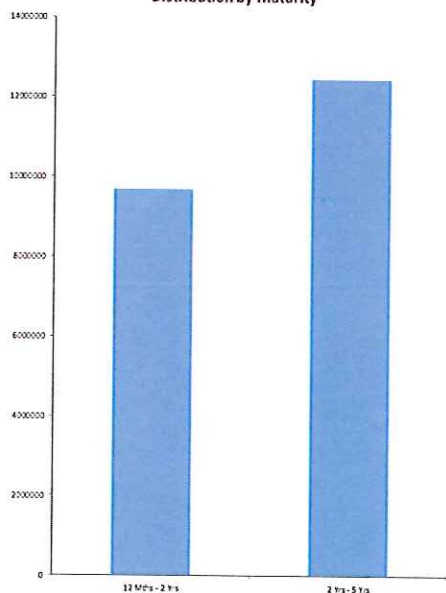
Beginning Book Value	22,025,864.51
Contributions	-
Withdrawals	-
Realized Gains/Losses	-
Gross Interest Earnings	(3,120.00)
Ending Book Value	22,022,744.51

Market Value Summary

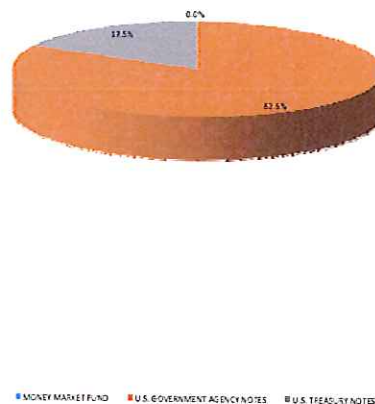
Security Type	Market Value	Pct. Assets	Avg Yield at Cost	Wgt Avg Mat
Money Market Fund				
MONEY MARKET FUND	1,536.07	0.0	0.01	0.00
Fixed Income				
U.S. GOVERNMENT AGENCY NOTES	18,215,220.85	82.4	0.81	2.17
U.S. TREASURY NOTES	3,860,442.85	17.5	0.55	1.70
Accrued Interest	41,178.45	0.2		
TOTAL PORTFOLIO	22,118,378.22	100.0	0.77	2.09

Maturity Distribution

Distribution by Maturity



Security Type Allocation



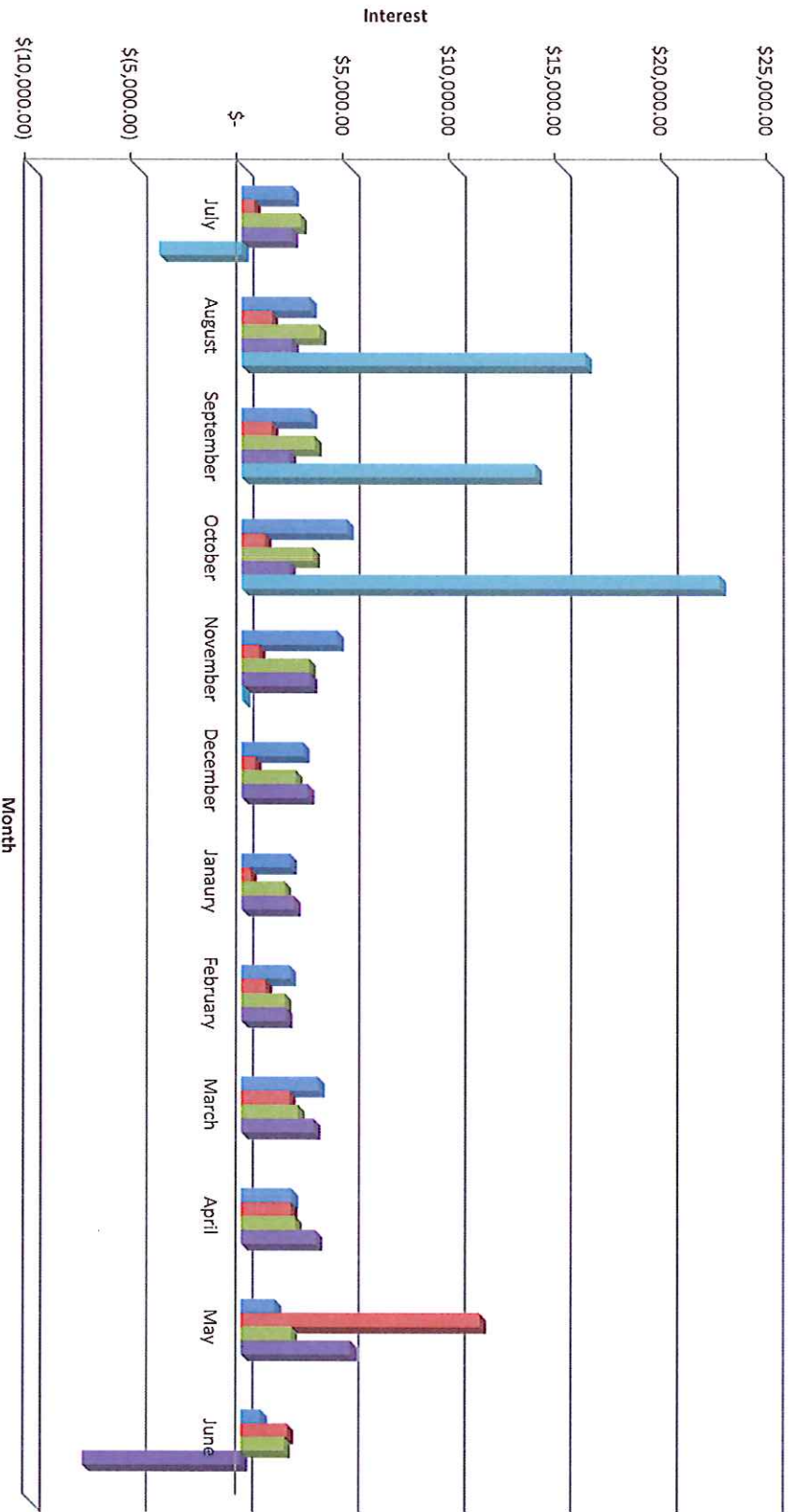
Disclosures: RedTree's internal accounting system is used as the source of the market value of the information reported above. Although obtained from a source believed to be reliable, we cannot guarantee its accuracy. You should review all account statements provided by the custodian and compare with the statements provided by RedTree.

RedTree Investment Group
Portfolio Holdings Report
Medina City Schools
US Bank Acct #001050970982
November 30, 2014



Quantity	Cusip	Security Description	Moody's	S&P	Cost Basis	Market Value	Yield at Cost	Wtd Maturity
U.S. GOVERNMENT AGENCY NOTES								
1,800,000	3130A0SD3	Federal Home Ln Bank 0.375% Due 02-19-16	Aaa	AA+	1,800,000.00	1,802,941.20	0.37	1.22
2,000,000	3133834R9	Federal Home Ln Bank 0.375% Due 06-24-16	Aaa	AA+	1,996,757.10	1,999,954.00	0.46	1.56
2,000,000	3130A2DK9	Federal Home Ln Bank 0.590% Due 09-12-16	Aaa	AA+	1,998,460.00	2,003,058.00	0.63	1.77
2,100,000	3130A23K0	Federal Home Ln Bank 0.720% Due 12-16-16	Aaa	AA+	2,100,000.00	2,100,499.80	0.72	2.02
1,200,000	3134G5BG9	Federal Home Ln Mtg 0.800% Due 01-17-17	Aaa	AA+	1,200,000.00	1,203,728.40	0.80	2.10
1,750,000	3133782N0	Federal Home Ln Bank 0.875% Due 03-10-17	Aaa	AA+	1,748,915.00	1,760,914.75	0.90	2.25
2,200,000	3134G5AG0	Federal Home Ln Mtg 1.100% Due 06-30-17	Aaa	AA+	2,199,835.00	2,201,443.20	1.10	2.53
2,200,000	3135G0MZ3	Federal Natl Mtg Assoc 0.875% Due 08-28-17	Aaa	AA+	2,187,119.00	2,200,501.60	1.06	2.70
1,650,000	3135G0PQ0	Federal Natl Mtg Assoc 0.875% Due 10-26-17	Aaa	AA+	1,642,657.50	1,645,413.00	1.03	2.86
1,300,000	3134G5MP7	Federal Home Ln Mtg 1.125% Due 11-03-17	Aaa	AA+	1,300,000.00	1,296,766.90	1.12	2.87
	Accrued Interest					39,386.04		
					18,173,743.60	18,254,606.89	0.81	2.17
U.S. TREASURY NOTES								
1,650,000	912828WM8	US Treasury Note 0.375% Due 05-31-16	Aaa	AA+	1,647,550.78	1,652,707.65	0.45	1.50
2,200,000	912828WA4	US Treasury Note 0.625% Due 10-15-16	Aaa	AA+	2,199,914.06	2,207,735.20	0.63	1.86
	Accrued Interest					1,792.41		
					3,847,464.84	3,862,235.26	0.55	1.70
MONEY MARKET FUND								
	USBMMF	First American Treasury Obligations Fund			1,536.07	1,536.07	0.01	
TOTAL PORTFOLIO					22,022,744.51	22,118,378.22	0.77	2.09

Total Monthly Interest Earnings



Date: 12/09/14

F I N A N C I A L S U M M A R Y R E P O R T
 Processing Month: November 2014
 MEDINA CITY SCHOOL DISTRICT

End	Sec	Description	Beginning Balance	MTD Revenues	FYTD Revenues	MTD Expenditures	FYTD Expenditures	Current Available Balance
001	0000	GENERAL FUND	26,122,298.67	3,489,019.91	33,953,445.61	5,161,946.90	29,166,818.39	30,908,925.89
002	0000	BOND RETIREMENT	1,123,790.47	3,951.45	693,455.71	1,282,812.50	1,290,766.17	526,460.01
002	9000	BOND RETIREMENT - NEW ELE	3,865,065.17	19,306.07	2,030,327.16	3,347,543.25	3,370,741.52	2,524,650.81
002	9012	LOCAL SALES TAX RETIREMEN	1,129,469.31	1,204,331.25	1,204,331.25	1,204,331.25	1,204,331.25	1,129,469.31
002	9014	CONSOLIDATION - ENERGY &		.09	307,537.50	.00	307,537.45	.14
003	0000	PERMANENT IMPROVEMENT FUN	22,840.98	.00	.00	.00	20,000.00	2,840.98
003	9000	PERMANENT IMPROVEMENT FUN		989.14	989.14	.00	.00	989.14
003	9001	MEDINA COUNTY REC CENTER-	231,516.05	.00	.00	.00	23,073.68	208,442.37
004	9001	NEW JR HIGH AND CANAVAN R	495.77	.00	.00	.00	.00	495.77
004	9002	FUTURE CONSTRUCTION	11,078.19	.00	.00	.00	.00	11,078.19
004	9008	NEW CONSTRUCTION - SENIOR	32,142.58	.00	.00	.00	.00	32,142.58
006	0000	LUNCHROOM FUND	133,712.44	.00	794,812.07	183,446.32	818,696.52	109,827.99
006	9006	FOOD SVC FEDERAL FUNDS	86,945.46	2.84	39,659	.00	69,920.52	17,064.63
007	9110	ART TRUST - GARFIELD	9,766.18	.63	11.57	.00	.00	9,777.75
007	9333	RIOS STUDENT LEADER SCHOL	23,746.72	1.53	28.12	.00	.00	23,774.84
007	9901	BIXLER SCHOLARSHIP FUND	125.00	.00	.00	.00	.00	125.00
008	9002	KANEHL MUSIC TRUST	30,414.17	1.96	59.57	.00	.00	30,473.74
008	9003	RICHARD HOFEMAN COLLINS M	678,776.06	.00	17,060.74-	.00	20,000.00	641,715.32
008	9112	ELAINE BUSHMAN FUND	18,034.33	.00	172.35-	.00	.00	17,861.98
009	9110	UNIFORM SUPPLIES GARFIELD	21,820.28	675.00	5,663.99	495.01	4,619.93	22,864.34
009	9111	SCHOOL STORE GARFIELD	780.03	.00	5.64.	.00	50.00	735.67
009	9120	UNIFORM SUPPLIES - CANAVA	12,775.89	397.50	10,714.37	355.52	5,683.19	17,807.07
009	9122	SCHOOL STORE - CANAVAN	586.69	.00	.00	.00	.00	586.69
009	9130	UNIFORM SUPPLIES - PENN	26,585.57	644.00	11,086.96	96.04	5,750.30	31,922.23
009	9140	UNIFORM SUPPLIES - HERITA	5,733.68	945.00	8,422.00	2,522.41	3,452.31	10,703.37
009	9160	UNIFORM SUPPLIES - BLAKE	1,067.51	310.00	12,802.00	9,551.80	11,905.39	1,964.12
009	9170	UNIFORM SUPPLIES - RALPH	14,050.74	677.00	18,747.00	1,258.66	17,605.38	15,192.36
009	9171	SCHOOL STORE WAITE	2,564.97	.00	.00	.00	2,564.97	.00
009	9180	UNIFORM SUPPLIES - ELIZA	11,270.05	190.00	11,838.00	1,083.89	13,428.94	9,679.11
009	9181	SCHOOL STORE NORTROP	1,245.07	.00	.00	.00	.00	1,245.07
009	9200	UNIFORM SUPPLIES - CLAGGE	110,142.94	1,356.01	24,487.61	2,348.10	24,161.05	110,469.50
009	9210	UNIFORM SUPPLIES - A.I. R	53,635.21	1,691.76	22,608.99	649.03	21,542.04	54,702.16
009	9300	UNIFORM SUPPLIES - SENIOR	111,236.94	4,293.50	69,665.80	7,486.82	75,768.52	105,134.22
009	9304	AVIATION/PHOTOGRAPHY	3.87	.00	.00	.00	.00	3.87
014	9014	JUV DET CTR FY 14	18,943.70	.00	67,794.74	.00	64,952.77	21,785.67
014	9015	MEDINA CNTY JUV DET CNTR	.00	19,600.00	61,833.23	22,353.41	81,819.59	19,986.36-
014	9111	CFIT FY11	5,550.01	.00	.00	.00	.00	5,550.01
014	9113	EVOLVE FY13	17,598.12-	.00	.00	.00	.00	17,598.12-
014	9114	EVOLVE FY14	5,920.32	.00	4,215.75	.00	68,899.41	58,763.34-
014	9115	EVOLVE FY 15	.00	179,350.00	208,800.00	35,110.50	127,710.62	81,089.38
016	9600	Food Service	3,625.23	.00	.00	.00	566.98	3,058.25
016	0000	EMERGENCY LEVY	3,253,992.18	.00	3,257,953.13	130,499.48	458,868.71	6,053,076.60
018	0000	PRINT SHOP	8,992.57	.00	308.76	.00	3,382.00	5,919.33
018	9000	PUBLIC SCHOOL SUPPORT - S	16.70	.00	.00	.00	.00	16.70
018	9110	PRINCIPAL'S FUND - GARFIE	40,610.79	120.35	825.25	2,255.00	3,988.05	37,447.99
018	9113	GARFIELD MEDIA CENTER	681.92	.00	3,237.55	.00	.00	3,919.47

Date: 12/09/14

F I N A N C I A L S U M M A R Y R E P O R T
 Processing Month: November 2014
 MEDINA CITY SCHOOL DISTRICT

Page: 2
 (FINSUM)

Fn'd	Sec	Description	Beginning Balance	MTD Revenues	FYTD Revenues	MTD Expenditures	FYTD Expenditures	Current Available Balance
018	9120	PRINCIPAL - CANAVAN	50,617.76	1,025.95	1,025.95	107.64	6,562.01	45,081.70
018	9123	BOOK FAIR - CANAVAN	10,119.82	1,416.03	5,760.46	.00	.00	15,880.28
018	9130	PRINCIPAL - FENN	43,883.48	800.54	2,351.69	6,862.18	9,561.89	36,673.28
018	9132	FENN SCHOOL STORE	465.46	.00	.00	.00	.00	465.46
018	9133	BOOK FAIR - FENN	7,811.66	5.00	5.00-	.00	.00	7,806.66
018	9135	MEDINA SKI TEAM - DISTRICT	5,148.34	1,020.00	1,100.00	.00	.00	6,248.34
018	9140	PRINCIPAL'S FUND - HERITA	24,245.99	771.25	2,285.16	1,037.01	2,175.37	24,355.78
018	9143	HERITAGE MEDIA CENTER	16,053.58	16.00	5,807.86	.00	352.78	21,508.66
018	9160	PRINCIPAL'S FUND - H G BL	38,960.09	381.96	613.16	936.90	1,872.89	37,700.36
018	9163	BLAKE MEDIA CENTER	7,143.54	5.00	5,974.34	.00	1,287.21	11,830.67
018	9164	FIELD TRIPS/BLAKE ELEMENT	.34	.00	.00	.00	.00	.34
018	9170	PRINCIPALS FUND - RALPH W	55,241.97	75.04	5,276.46	3,153.13	5,394.29	55,124.14
018	9173	MEDIA CENTER RALPH WAITE	692.33	7,477.95	7,577.95	.00	.00	8,270.28
018	9174	FIELD TRIPS RALPH WAITE E	.00	190.75	2,010.25	.00	.00	2,010.25
018	9180	PRINCIPALS FUND ELIZA NOR	27,804.04	60.94	5,640.80	99.00	6,308.68	27,136.16
018	9183	MEDIA CENTER ELIZA NORTHR	3,820.18	5,367.24	5,380.84	.00	.00	9,201.02
018	9184	FIELD TRIPS ELIZA NORTHR	2,719.70	.00	146.00	.00	2,719.70	146.00
018	9200	PRINCIPAL'S FUND - CLAGGE	84,425.01	1,689.10	8,967.84	3,706.42	7,122.94	86,269.91
018	9201	CLAGGETT M.S. - WASHINGTON	77.09	.00	.00	.00	.00	77.09
018	9203	CLAGGETT M.S. MEDIA CENTE	5,471.96	1,551.42	4,404.09	3,515.00	4,734.02	5,142.03
018	9210	PRINCIPAL'S FUND - ROOT M	18,426.77	9,578.95	11,463.34	2,444.83	10,789.82	19,100.29
018	9211	ROOT M.S. MEDIA CENTER	8,892.89	2,394.82	4,372.95	.00	283.07	12,982.77
018	9212	ROOT M.S. - WASHINGTON TR	355.00	.00	.00	.00	.00	355.00
018	9300	PRINCIPAL'S FUND - SENIOR	44,456.11	587.33	10,294.34	8,638.29	15,329.98	39,420.47
018	9301	MEDIA CENTER FUND	1,146.10	.00	.00	.00	.00	1,096.10
018	9302	SPECIAL FUNDRAISER - SENI	37,086.18	.00	.00	.00	.00	37,086.18
018	9303	PERFORMING ARTS	91,635.98	2,592.00	13,185.00	4,387.96	34,960.33	69,860.65
018	9304	BATTILING BEES BOOKSTORE	12,657.06	991.55	3,577.35	1,388.62	3,573.62	12,660.79
018	9305	FLEXIBLE CREDIT FUND	6,712.43	.00	150.00	.00	60.07	6,802.36
018	9900	INSERVICE - CENTRAL	3,702.01	.00	.00	.00	.00	3,702.01
018	9901	PUBLIC SCHOOL SUPPORT - I	18,280.96	.00	.00	169.39	2,458.90	15,822.06
018	9902	INSERVICE - SUPERINTENDEN	30,648.72	.00	.00	.00	5,927.80	24,720.92
018	9903	BOARD/STUDENT DEVELOPMENT	2,800.00	.00	.00	.00	.00	2,800.00
018	9904	WELLNESS FUND	502.00	.00	.00	.00	.00	502.00
018	9905	PUBLIC SCHOOL SUPPORT/STU	41,180.15	.00	16,000.00	.00	.00	57,180.15
018	9906	COMMUNICATIONS - PUBLIC S	2,653.03	32.00	3,830.00	.00	2,927.50	3,555.53
018	9910	MAINTENANCE DEPARTMENT	4,342.09	.00	.00	.00	439.73	3,902.36
018	9920	TRSP FUND	3,290.70	.00	.00	.00	.00	3,290.70
018	9930	Resource Connection	1,500.00	.00	.00	.00	.00	1,500.00
018	9931	Buzz Arts Fund	2,572.20	.00	.00	.00	2,572.20	.00
019	9015	MCDAC GRANT FY15	.00	.00	41,184.00	9,665.72	33,236.51	7,947.49
019	9018	LOWER'S LIGHT UP GARFIELD	48.08	.00	.00	.00	.00	48.08
019	9020	RIF PROGRAM GRANT - NORTH	400.73	.00	.00	.00	.00	400.73
019	9021	JENNINGS - BLAKE - BRYNIA	.82	.00	.00	.00	.00	.82
019	9029	MARTHA HOLDEN JENNINGS GR	6.82	.00	.00	.00	.00	6.82
019	9030	PERFORMANCE BASED ASSESSEM	79.76	.00	.00	.00	.00	79.76

Date: 12/09/14

F I N A N C I A L S U M M A R Y R E P O R T
 Processing Month: November 2014
 MEDINA CITY SCHOOL DISTRICT

Fn	Sec	Description	Beginning Balance	MTD Revenues	FYTD Revenues	MTD Expenditures	FYTD Expenditures	Current Available Balance
019	9031	PBA FY11	256.96	.00	.00	.00	.00	256.96
019	9113	ACS-HACH CHEMISTRY GRANT	96.34	.00	.00	.00	.00	96.34
019	9142	STEPHENSON FOUNDATION-MHS	4,500.00	.00	.00	.00	.00	4,500.00
019	9213	VIDEO CLUB GRANT - MHS	1,687.82	.00	.00	1,685.00	.00	2.82
019	9313	JENNINGS - NORTHROP - MIL	13.86	.00	.00	.00	.00	13.86
019	9413	3M AND OTHER GRANT	152.03	.00	.00	.00	.00	152.03
019	9513	NEA STUDENT ACHIEVEMENT G	191.88	.00	.00	.00	.00	191.88
019	9613	FUEL UP - CONDOSTA - ROOT	2,412.20	.00	.00	.00	.00	2,412.20
020	9001	TRANSPORTATION ENTERPRISE	16,708.15	.00	32,753.75	33.92	244.80	49,217.10
022	9000	Unclaimed funds	14,292.43	.00	7,318.88	.00	4,562.89	17,048.42
022	9093	DIVERSION PROGRAM FED MON	1,000.00	.00	.00	.00	.00	1,000.00
022	9094	DIVERSION PROGRAM - FED.	1,000.00	.00	.00	.00	.00	1,000.00
022	9300	OH HIGH SCHOOL ATH ASSOC	3,305.72	.00	41,707.62	16,427.44	18,653.06	26,360.28
022	9999	PERFORMING ARTS CENTER	.00	.00	54.00	.00	.00	54.00
024	9001	MEDICAL AND DRUG/SELF INS	4,441,503.64	665,439.21	3,256,397.83	642,016.94	2,978,308.09	4,719,593.38
024	9002	DENTAL SELF INSURANCE FUN	515,324.93	48,618.82	236,479.27	53,060.96	305,862.22	445,941.98
024	9005	WC - SELF INSURANCE	99,166.35	.00	.00	.00	99,166.35	.00
024	9094	FLEX PRO	27,252.14	.00	.00	.00	.00	27,252.14
027	0000	WORKMANS COMP.-SELF INS	.00	10,607.60	148,842.19	190.02	28,727.98	120,114.21
071	9013	LOCAL SALES TAX PERMANENT	2,345,222.98	.00	1,410,465.50	1,389,759.73	2,853,768.05	901,920.43
200	9110	GARFIELD STUDENT COUNCIL/	542.42	.06	418.76	22.34	22.34	938.84
200	9121	ELLA CANAVAN STUDENT COUN	1,081.65	.06	1.27	215.10	215.10	867.82
200	9134	FENN STUDENT BUSINESSES	.12	.00	.00	.00	.00	.00
200	9140	STUDENT COUNCIL - HERITAG	143.19	.01	.15	.00	.00	143.34
200	9184	NORTHRUP ELEMENTARY STUDE	84.04	.00	45.90	.00	84.05	45.89
200	9185	K-KIDS KIWANIS ACTIVITY C	1,795.55	.00	1,124.06	.00	.00	2,919.61
200	9202	CLAGGETT MIDDLE SCH. STUD	8,168.90	.51	785.27	124.48	1,058.73	7,895.44
200	9203	PEP CLUB - CLAGGETT MIDDLE	1,336.72	.09	1.59	.00	.00	1,338.31
200	9204	CLAGGETT MIDDLE SCHOOL CH	382.34	.02	4.45	.00	.00	382.79
200	9205	CLAGGETT MIDDLE SCH. BUIL	1,636.32	.16	2.75	.00	.00	1,639.07
200	9206	MAT CLUB - CLAGGETT MIDDLE	768.50	.00	.00	.00	.00	768.50
200	9209	CLAGGETT MIDDLE SCHOOL DR	8,339.04	.54	9.87	.00	.00	8,348.91
200	9211	WORK STUDY CLUB	100.00	.01	.11	.00	.00	100.11
200	9213	ENVIRONMENTAL CLUB - CLAG	83.94	.00	.00	.00	.00	83.94
200	9251	PEP CLUB - ROOT M.S.	796.79	.05	.82	.00	.00	797.61
200	9252	CHEERLEADERS - ROOT M.S.	39.29	.00	.04	.00	.00	39.33
200	9253	BUILDERS' CLUB - ROOT M.S.	3,076.09	.20	3.65	.00	.00	3,079.74
200	9255	MAT CLUB - ROOT M.S.	44.75	.00	.00	.00	.00	44.75
200	9256	DRAMA CLUB - ROOT M.S.	1,989.07	.13	2.36	.00	.00	1,991.43
200	9257	ENVIRONMENTAL CLUB - ROOT	285.01	.02	.33	.00	.00	285.34
200	9258	STUDENT COUNCIL - ROOT M.	3,332.93	.21	3.94	.00	.00	3,336.87
200	9260	EXPLORERS TEAM - ROOT M S	178.23	.00	.00	.00	178.23	.00
200	9302	ART CLUB	129.51	.01	.15	.00	.00	129.66
200	9303	AMERICAN FIELD SERVICE	350.29	.02	.41	.00	.00	350.70
200	9304	CAREER ASSOCIATION	234.79	.02	.28	.00	.00	235.07
200	9305	CHEMCLUB	.00	245.00	245.00	.00	.00	245.00

F I N A N C I A L S U M M A R Y R E P O R T
 Processing Month: November 2014
 MEDINA CITY SCHOOL DISTRICT

Fn	Sec	Description	Beginning Balance	MTD Revenues	FYTD Revenues	MTD Expenditures	FYTD Expenditures	Current Available Balance
200	9307	CHOIR	37,024.60	3,393.35	16,012.47	1,930.74	16,533.41	36,503.66
200	9308	COMPUTER CLUB	64.00	.02	.09	.00	.00	64.09
200	9310	DELTA EPSILON PHI - NAT'L	.45	.00	.00	.00	.00	.45
200	9312	DRAMA CLUB	35,053.84	2,084.10	2,123.37	623.00	623.00	36,554.21
200	9315	LEADER WITHIN U	267.63	.02	.32	.00	.00	267.95
200	9316	FRENCH CLUB	8.71	.00	.00	.00	.00	8.71
200	9318	G. L. C.	1,892.06	125.18	967.84	.00	.00	2,859.90
200	9321	KEY CLUB	1,657.19	344.63	2,476.74	2,211.62	2,207.39	1,926.54
200	9323	MEDINAMITTE	967.81	.06	1.14	.00	.00	968.95
200	9324	MEDINIAN	14,033.16	2,331.12	4,810.16	1,062.00	9,200.00	9,643.32
200	9325	MUSIC - BAND	9,592.91	.50	10.45	.00	1,762.00	7,841.36
200	9326	NATIONAL HONOR SOCIETY	6,046.91	.38	7.07	.00	85.00	5,968.98
200	9327	ORCHESTRA	16,286.52	478.68	630.60	.00	194.87	16,722.25
200	9330	SCIENCE OLYMPIAD CLUB	132.35	.01	.14	.00	.00	132.49
200	9331	SKI CLUB	.05	.05	.10	.00	.00	.05
200	9332	SPANISH CLUB	4,684.28	420.47	2,571.36	.00	.00	7,255.64
200	9333	STUDENT COUNCIL	57,417.51	1,262.52	26,550.09	6,226.85	13,698.19	70,269.41
200	9334	WORK STUDY CLUB	46.00	.28	4,287.78	.00	.00	4,333.78
200	9335	LATIN CLUB	1,472.00	29.15	1,471.98	617.25	617.25	2,326.73
200	9336	INTERACT ORGANIZATION	1,558.32	.10	1.85	.00	.00	1,560.17
200	9340	SPEECH/DEBATE CLUB	6,467.42	5,586.77	15,591.61	1,026.00	10,149.54	11,909.49
200	9345	S. A. D. D.	805.40	330.28	531.36	25.73	40.71	1,296.05
200	9346	INTERNATIONAL CLUB	4,630.79	.30	5.48	.00	.00	4,636.27
200	9346	PENQUIN BOWL/NOSE	4.42	.00	.00	.00	.00	4.42
200	9350	TECHNOLOGY CLUB	427.63	.07	801.39	127.83	127.83	1,101.19
200	9351	THE JUNIOR STATESMEN OF A	1,153.75	.07	1.37	.00	.00	1,155.12
200	9352	VIDEO CLUB - SR HI	11,840.41	.70	12.85	.00	.00	10,872.63
200	9353	CHINESE CLUB	551.94	.04	183.79	.00	.00	669.62
200	9355	GAY STRAIGHT ALLIANCE	269.86	.02	.32	.00	.00	270.18
200	9380	V O F T	39,328.95	2,059.07	4,254.53	244.50	244.50	43,338.98
200	9408	CLASS OF 2008	.00	.00	66.00	.00	.00	66.00
200	9410	CLASS OF 2010	.70	.00	.70	.00	.00	.00
200	9412	CLASS OF 2012	2,655.86	.00	.00	.00	.00	2,655.86
200	9413	CLASS OF 2013	702.47	.05	.84	.00	.00	703.31
200	9414	CLASS OF 2014	1,758.34	1.10	1.28	.00	.00	1,613.96
200	9415	CLASS OF 2015	5,534.71	4.81	2,964.65	2,608.00	5,606.60	2,892.76
200	9416	CLASS OF 2016	3,361.41	.19	3.71	.00	.00	2,932.31
200	9417	CLASS OF 2017	1,892.84	84.85	86.97	.00	.00	1,979.81
200	9418	CLASS OF 2018	.00	84.77	584.90	33.94	33.94	550.96
200	9999	GENERIC STUDENT ACTIV. FD	.01	.00	.00	.00	.00	.01
300	0000	ATHLETIC FUND	202,608.36	15,701.39	168,785.70	24,803.73	194,513.65	176,880.41
300	9121	WORLD WATCHER'S CLUB	7,362.04	.00	.00	.00	.00	7,362.04
300	9201	CLAGETT MIDDLE SCH. BAND	18,803.36	24,419.00	24,419.00	170.13	170.13	43,052.23
300	9202	CLAGETT MIDDLE SCH. ORCH	223.00	.00	.00	.00	.00	223.00
300	9203	CLAGETT MIDDLE SCHOOL LI	370.00	.00	.00	.00	.00	370.00
300	9204	CLAGETT M.S. CHOIR FUND	634.10	.00	.00	.00	.00	634.10

Date: 12/09/14

F I N A N C I A L S U M M A R Y R E P O R T
 Processing Month: November 2014
 MEDINA CITY SCHOOL DISTRICT

Page: 5
 (FINSUM)

Frnd	Sec	Description	Beginning Balance	MTD Revenues	FYTD Revenues	MTD Expenditures	FYTD Expenditures	Current Available Balance
300	9206	P A N D A	808.93	.00	.00	.00	.00	.00
300	9207	PEACEMAKERS CLUB - CLAGGE	517.08	.00	.00	.00	517.08	.00
300	9208	CLAGGETT - DISTRICT SUPER	4,343.22	582.00	92,692.00	97,547.41	97,547.41	512.19-
300	9250	ROOT M.S. BAND FUND	15,449.59	20,394.00	20,394.00	1,029.37	2,103.07	33,740.52
300	9251	ROOT M.S. ORCHESTRA FUND	1,145.24	.00	.00	.00	.00	1,145.24
300	9252	ROOT M.S. CHOIR FUND	3,270.15	.00	.00	.00	.00	3,270.15
300	9256	LEAPING LIZARDS	37.47	.00	.00	.00	37.47	.00
300	9257	COMETS TEAM	.55	.00	.00	.00	.55	.00
300	9258	ROOT - DISTRICT SUPERVISE	84,236.23	92.00	11,589.00	1,851.75	90,854.75	4,970.48
300	9259	ROOT DANCE TEAM	528.00	.00	.00	.00	.00	528.00
300	9302	BOYS VOLLEYBALL	4,358.13	.00	.00	955.65	955.65	3,402.48
300	9303	HUDDLE/SHUDDLE	1,165.43	.00	1,310.00	372.95	372.95	2,102.48
300	9304	LINK CREW	2,585.50	.00	40.00-	625.98	1,970.55	574.95
300	9305	MHS DANCE TEAM	399.00	1,094.00	1,094.00	258.50	258.50	1,234.50
300	9313	DRAMA/MUSICAL	21,650.15	.00	.00	.00	.00	21,650.15
300	9325	BAND - DISNEYLAND	10,117.96	.00	83,260.00	.00	83,820.00	9,557.96
300	9334	BEHIVE CAFE	11,956.61	1,563.85	6,353.79	2,836.69	7,331.48	10,978.92
300	9380	V O F T	640.58	.00	.00	.00	.00	640.58
401	9014	ST FRAN FY14	135,390.10	.00	.00	.00	135,390.10	.00
401	9015	AUXILIARY FUNDS/ST FRANCI	.00	98,414.19	260,524.81	14,639.15	59,312.30	201,212.51
401	9024	AUX FUNDS NUTRURY FY14	4,810.78	.00	.00	.00	4,810.78	.00
401	9025	AUX FUNDS NUTRURY FY15	.00	1,574.93	7,967.17	.00	7,967.17	.00
401	9034	AUX FUNDS MCA FY14	22,369.05	.00	3.42	.00	22,369.05	3.42
401	9035	AUX FUNDS MCA FY15	.00	28,146.05	78,416.18	8,421.26	27,320.80	51,095.38
401	9044	KIDS COUNTRY FY14	9,009.82	.00	.67	.00	9,009.82	.67
401	9045	KIDS COUNTRY FY15	.00	2,558.88	7,314.52	218.03	341.58	6,972.94
401	9064	SM WONDERS FY14	1,094.40	.00	.17	.00	.00	1,094.57
432	9097	MANAGE. INFO. SYS. FUND	.80	.00	.00	.00	.00	.80
450	9008	SCHOOLNET PLUS FY2008: GR	1.00	.00	.00	.00	.00	1.00
451	9013	CONNECTIVITY 2013	800.00	.00	.00	.00	.00	800.00
451	9014	CONNECTIVITY FY14	.00	9,000.00	9,000.00	.00	.00	9,000.00
452	9008	SCHOOLNET PROFESSIONAL DE	66.15	.00	.00	.00	.00	66.15
463	9014	ALT ED FY14	.00	.00	2,500.00	.00	2,500.00	.00
463	9015	ALT ED FY15	.00	.00	.00	3,517.02	12,096.88	.00
499	9012	INTERN PSYCH FY12	45.81	.00	.00	.00	.00	45.81
499	9013	INTERN PSYCH FY13	39.97	.00	.00	.00	.00	39.97
499	9014	INTERN PSYCH FY14	31,382.40-	.00	31,382.40	.00	.00	39.97
499	9015	INTERN PSYCH FY15	.00	375.62	5,987.52	2,454.38	8,441.90	2,454.38-
499	9024	LOCAL GOVERNMENT INNOVATI	18,000.00	.00	.00	.00	10,250.00	7,750.00
499	9039	INTERN PSYCHOLOGIST GRANT	2.20	.00	.00	.00	.00	2.20
499	9112	E-TECH BLENDED LEARNING G	924.57	.00	.00	.00	393.73	530.84
506	9014	RESIDENT EDUCATOR GRANT	1,516.00	.00	.00	.00	566.00	950.00
516	9014	SIX B FY14	17,019.89-	.00	.00	.00	172,558.26	189,578.15-
516	9015	TITLE VI-B	.00	106,595.30	505,464.75	109,454.45	359,595.94	145,868.81
516	9114	Deslexia Grant FY14	8,427.76-	.00	24,626.51	.00	16,188.75	.00
551	9015	TITLE III IMMIGRANT FY 15	.00	.00	892.11	.00	1,189.48	297.37-

Date: 12/09/14

F I N A N C I A L S U M M A R Y R E P O R T
 Processing Month: November 2014
 MEDINA CITY SCHOOL DISTRICT

Page: 6
 (FTNSUM)

End Scc	Description	Beginning Balance	MTD Revenues	FYTD Revenues	MTD Expenditures	FYTD Expenditures	Current Available Balance
551 9115	TITLE III LEP FY15	.00	.00	7,650.96	.00	10,001.29	2,350.33-
572 9014	TITLE I FY14	5,208.71-	.00	.00	.00	146,820.45	152,029.16-
572 9015	TITLE I-D FY 15	.00	47,985.70	280,698.39	54,704.72	149,167.10	131,531.29
572 9114	TITLE I-D FY14	282.75-	.00	.00	.00	26,727.25-	26,727.25-
572 9115	TITLE I-D FY 15	.00	1,396.75	30,504.91	1,306.62	3,919.86	26,585.05
587 9014	PRESCHOOL FY14	465.76-	.00	.00	.00	4,319.28	4,785.04-
587 9015	PRESCHOOL FY 15	.00	2,942.93	12,774.30	2,654.55	8,852.30	3,922.00
590 9014	TITLE II-A FY14	7,787.12	.00	.00	2,654.55	78,645.32	70,858.20-
590 9015	TITLE II-A FY15	.00	7,839.58	103,320.29	9,606.66	35,166.62	68,153.67
Grand Total All Funds		46,243,412.61	6,461,334.43	49939,756.25	13,899,960.37	45591,582.30	50591,586.56
Total Invested Funds		.00					

Check#	Check Date	Org Sta	Vendor Paid	Check Amount	Status Date
001233	11/17/2014	W/R	NOWAK TOUR & TRAVEL, INC.	200.00	11/30/2014
001234	11/17/2014	W/R	NOWAK TOUR & TRAVEL, INC.	97,318.00	11/30/2014
006738	11/07/2014	C/R	MEMO -MEDINA CITY SCHOOLS	1,752,861.20	11/07/2014
006758	11/21/2014	C/R	MEMO -MEDINA CITY SCHOOLS	1,746,172.71	11/21/2014
006759	11/07/2014	M/M	MEMO --S T R S	66,279.17	
006760	11/07/2014	M/M	MEMO - FIRST MERIT BANK	24,911.84	
006761	11/07/2014	M/M	MEMO - BUREAU WORK COMP	5,314.04	
006762	11/21/2014	M/M	MEMO --S T R S	66,451.26	
006763	11/21/2014	M/M	MEMO --S E R S	6,816.80	
006764	11/21/2014	M/M	MEMO - FIRST MERIT BANK	24,697.62	
006765	11/21/2014	M/M	MEMO - BUREAU WORK COMP	5,163.30	
006766	11/21/2014	M/M	MEMO-MCSD SELF INS. MEDICAL	524,017.75	
006767	11/21/2014	M/M	MEMO DENTAL SELF	39,942.03	
006768	11/21/2014	M/M	MEMO --S T R S	289.67	
006769	11/21/2014	M/M	MEMO --S E R S	466.06	
006770	11/21/2014	M/M	MEMO - FIRST MERIT BANK	613.42	
006771	11/21/2014	M/M	MEMO - BUREAU WORK COMP	130.26	
006772	11/21/2014	M/M	MEMO-MCSD SELF INS. MEDICAL	20,300.49	
006773	11/21/2014	M/M	MEMO DENTAL SELF	1,541.62	
006774	11/21/2014	M/M	MEMO MET LIFE INSURANCE	.00	
006775	11/24/2014	T/T	MEMO -MEDINA CITY SCHOOLS	1,204,331.25	
006776	11/25/2014	M/M	MEMO - BANK OF NEW YORK	1,204,331.25	
006777	11/30/2014	M/M	MEMO --S T R S	391,630.00	
006778	11/30/2014	M/M	MEMO --S E R S	127,856.00	
006779	11/07/2014	M/M	OHIO DEPT OF ED - MEMO CK	89,250.89	
006780	11/21/2014	M/M	OHIO DEPT OF ED - MEMO CK	92,498.12	
006781	11/28/2014	M/M	MEMO - BANK OF NEW YORK	1,282,812.50	
006782	11/28/2014	M/M	MEMO - BANK OF NEW YORK	1,005,368.25	
006783	11/28/2014	M/M	MEMO - U.S. BANK	2,342,175.00	
006784	11/28/2014	M/M	MEMO - U.S. BANK PURCHASE CARD	3,287.05	
006786	11/26/2014	M/M	MEMO - BUREAU WORK COMP	190.02	
006787	11/21/2014	M/M	MEMO - MEDICAL MUTUAL	212,190.56	
006788	11/28/2014	M/M	MEMO - MEDICAL MUTUAL	62,021.11	
006789	11/28/2014	M/M	MEMO MET LIFE INSURANCE	49,061.76	
006790	11/28/2014	M/M	MEMO MET LIFE INSURANCE	4,055.48	
006791	11/28/2014	M/M	MEMO - MEDICAL MUTUAL	153,253.33	
006792	11/28/2014	M/M	MEMO - MEDICAL MUTUAL	134,474.09	
006793	11/06/2014	M/M	GORDON FOOD SERVICE	4,112.46	
006794	11/06/2014	M/M	GORDON FOOD SERVICE	18,104.42	
008791	11/28/2014	M/M	MEMO - MEDICAL MUTUAL	84,077.05	
060336	11/14/2014	B/V	MATT FEBUS	125.00	11/14/2014
060337	11/14/2014	B/V	SUSAN BENNETT	40.00	11/14/2014
060338	11/14/2014	B/V	ANN MARIE ADKINS	25.00	11/14/2014
060339	11/14/2014	B/V	MOHAMADANE BASSEL	25.00	11/14/2014
060340	11/14/2014	B/V	NICK BAVARO	25.00	11/14/2014
060341	11/14/2014	B/V	DANENE BEAL	25.00	11/14/2014
060342	11/14/2014	B/V	DANENE BEAL	25.00	11/14/2014
060343	11/14/2014	B/V	SUSAN BENNETT	25.00	11/14/2014
060344	11/14/2014	B/V	DEBRA BERLOVAN	50.00	11/14/2014
060345	11/14/2014	B/V	SANDRA BILINOVICH	25.00	11/14/2014
060346	11/14/2014	B/V	MICHELLE BLAIR	25.00	11/14/2014
060347	11/14/2014	B/V	TIFFANY BOHLAND	25.00	11/14/2014

Check#	Check Date	Org Sta	Vendor Paid	Check Amount	Status Date
060348	11/14/2014	B/V	STACY BONITZ	25.00	11/14/2014
060349	11/14/2014	B/V	CYNTHIA BRADLEY	25.00	11/14/2014
060350	11/14/2014	B/V	AMY BRANDON	25.00	11/14/2014
060351	11/14/2014	B/V	ADRIENNE BURES	25.00	11/14/2014
060352	11/14/2014	B/V	JON E. BURKHART	25.00	11/14/2014
060353	11/14/2014	B/V	RICHARD BUZZELLI	25.00	11/14/2014
060354	11/14/2014	B/V	AL CARRERO	25.00	11/14/2014
060355	11/14/2014	B/V	DIANNE CECCOLI	25.00	11/14/2014
060356	11/14/2014	B/V	ELIAS CORPAS	25.00	11/14/2014
060357	11/14/2014	B/V	GRADIMIR DIKIC	25.00	11/14/2014
060358	11/14/2014	B/V	JOHN BROWN	25.00	11/14/2014
060359	11/14/2014	B/V	BETH CENTLIVRE	18.00	11/14/2014
060360	11/14/2014	B/V	RENEE CHENEVEY	25.00	11/14/2014
060361	11/14/2014	B/V	ANTAL CSISZAR	25.00	11/14/2014
060362	11/14/2014	B/V	LISA DREADEN	25.00	11/14/2014
060363	11/14/2014	B/V	JULIE DRESSLER	25.00	11/14/2014
060364	11/14/2014	B/V	JANET DULUC	25.00	11/14/2014
060365	11/14/2014	B/V	MEGAN FASCIONE	25.00	11/14/2014
060366	11/14/2014	B/V	JON FELTON	25.00	11/14/2014
060367	11/14/2014	B/V	JEANNE FERRARO	25.00	11/14/2014
060368	11/14/2014	B/V	PAUL FJELDSTAD	25.00	11/14/2014
060369	11/14/2014	B/V	JEANNE FREEMAN	25.00	11/14/2014
060370	11/14/2014	B/V	DIANE GARGUILO	25.00	11/14/2014
060371	11/14/2014	B/V	RONALD GUZIK	25.00	11/14/2014
060372	11/14/2014	B/V	SONDRA HAMEL	25.00	11/14/2014
060373	11/14/2014	B/V	MONICA HARPER	25.00	11/14/2014
060374	11/14/2014	B/V	KATHY HARRIS	25.00	11/14/2014
060375	11/14/2014	B/V	DOUGLAS HAVEKOST	25.00	11/14/2014
060376	11/14/2014	B/V	DOUGLAS HAVEKOST	25.00	11/14/2014
060377	11/14/2014	B/V	CATHERINE HAWK	25.00	11/14/2014
060378	11/14/2014	B/V	SUSAN McCORMICK-AGEE	25.00	11/14/2014
060379	11/14/2014	B/V	JOANN MCKEEVER	25.00	11/14/2014
060380	11/14/2014	B/V	PAMELA RELITZ	93.00	11/14/2014
060381	11/14/2014	B/V	EDGAR VANKO	5.00	11/14/2014
603021	11/13/2014	W/R	PRAXAIR	21.15	11/30/2014
603022	11/13/2014	W/R	ABC THERAPY, LTD	15,359.07	11/13/2014
603023	11/13/2014	W/R	AC SUPPLY	214.00	11/30/2014
603024	11/13/2014	W/R	ADLER TEAM SPORTS	255.46	11/30/2014
603025	11/13/2014	W/R	AIRGAS USA, LLC	126.65	11/30/2014
603026	11/13/2014	W/R	ALLISON AUKERMAN	55.00	11/13/2014
603027	11/13/2014	W/R	AMERICAN FIREWORKS COMPANY INC	3,000.00	11/30/2014
603028	11/13/2014	W/R	AMERICAN TIME & SIGNAL COMPANY	530.78	11/30/2014
603029	11/13/2014	W/R	AMERICAN VAN EQUIPMENT, INC.	352.31	11/30/2014
603030	11/13/2014	W/R	ANDREA BRYAN	48.50	11/13/2014
603031	11/13/2014	W/R	ANDYMARK, INC.	67.78	11/30/2014
603032	11/13/2014	W/R	ANGIE SELLARS	126.84	11/13/2014
603033	11/13/2014	W/R	ANTHONY BELSITO	558.00	11/30/2014
603034	11/13/2014	W/R	APEX MARKETING SOLUTIONS	2,608.00	11/30/2014
603035	11/13/2014	W/R	APOLLO PEST CONTROL COMPANY	678.00	11/30/2014
603036	11/13/2014	W/R	APPLE COMPUTERS, INC.	758.00	11/30/2014
603037	11/13/2014	W/R	APPLE EDUCATION	8,406.00	11/30/2014
603038	11/13/2014	W/R	ARMSTRONG CABLE	289.85	11/30/2014

Check#	Check Date	Org Sta	Vendor Paid	Check Amount	Status Date
603039	11/13/2014	W/R	ARROW UNIFORM	3,832.99	11/30/2014
603040	11/13/2014	W/R	ASCA	179.00	11/30/2014
603041	11/13/2014	W/R	ASCD	79.00	11/30/2014
603042	11/13/2014	W/W	AUSTINTOWN-FITCH HIGH SCHOOL	160.00	
603043	11/13/2014	W/R	BAKER & TAYLOR COMPANY	805.04	11/30/2014
603044	11/13/2014	W/R	BALL CHEMICAL & EQUIPMENT CO.	10.88	11/30/2014
603045	11/13/2014	W/R	WAYNE COLLEGE BOOKSTORE	8,747.75	11/30/2014
603046	11/13/2014	W/R	BARNES AND NOBLE BOOKSELLERS	7,297.45	11/30/2014
603047	11/13/2014	W/R	DICK BLICK COMPANY	3,925.36	11/30/2014
603048	11/13/2014	W/R	BOBBIE FOY	49.51	11/13/2014
603049	11/13/2014	W/R	BOOKSOURCE	714.39	11/30/2014
603050	11/13/2014	W/R	DAIRYMENS	3,366.93	11/30/2014
603051	11/13/2014	W/R	BRADFORD SCOTT QUADE	66.00	11/13/2014
603052	11/13/2014	W/W	BRUNSWICK CITY SCHOOLS	120.00	
603053	11/13/2014	W/R	BUCKEYE DISTRIBUTING, INC.	214.24	11/30/2014
603054	11/13/2014	W/R	BUEHLER'S MARKETS	525.58	11/30/2014
603055	11/13/2014	W/R	CARDINAL BUS SALES &	607.46	11/30/2014
603056	11/13/2014	W/R	CAROL ANDREGG	625.00	11/30/2014
603057	11/13/2014	W/R	CAROLINA BIOLOGICAL SUPPLY CO.	23.06	11/30/2014
603058	11/13/2014	W/R	CARQUEST AUTO PARTS	1,982.76	11/30/2014
603059	11/13/2014	W/R	DOMINIC'S PIZZA	691.94	11/30/2014
603060	11/13/2014	W/R	CATHY LASHER	25.73	11/13/2014
603061	11/13/2014	W/R	CATHY MILLER	57.94	11/13/2014
603062	11/13/2014	W/R	CDI COMPUTER DEALERS, INC.	25,850.00	11/30/2014
603063	11/13/2014	W/R	CENTRAL FARM AND GARDEN	398.00	11/30/2014
603064	11/13/2014	W/R	CENTRAL INSTRUMENT CO.	1,287.29	11/30/2014
603065	11/13/2014	W/R	CHOICE LITERACY, INC.	99.00	11/30/2014
603066	11/13/2014	W/R	CHRISTINA HANK	337.30	11/13/2014
603067	11/13/2014	W/R	CHRISTINA LeBLANC	97.44	11/13/2014
603068	11/13/2014	W/R	CHUCK'S CUSTOM, LLC	421.83	11/30/2014
603069	11/13/2014	W/R	CINDY GRICE	104.00	11/13/2014
603070	11/13/2014	W/R	CINTAS CORPORATION	301.52	11/30/2014
603071	11/13/2014	W/R	CITY OF MEDINA	14,193.47	11/30/2014
603072	11/13/2014	W/W	O C T M	350.00	
603073	11/13/2014	W/R	COCA-COLA ENTERPRISES	306.00	11/30/2014
603074	11/13/2014	W/W	CONJUGUEMOS	110.00	
603075	11/13/2014	W/R	CONNIE LAHR	48.84	11/13/2014
603076	11/13/2014	W/W	COPELEY HIGH SCHOOL	200.00	
603077	11/13/2014	W/R	CRANDALL COMPANY, INC	359.56	11/30/2014
603078	11/13/2014	W/R	CRISIS PREVENTON INST, INC.	150.00	11/30/2014
603079	11/13/2014	W/R	CROWN TROPHY OF MEDINA	684.70	11/30/2014
603080	11/13/2014	W/W	CUSTOMLANYARDCENTER.COM	415.00	
603081	11/13/2014	W/V	DAMON INDUSTRIES	82.44	11/17/2014
603082	11/13/2014	W/R	DATA MANAGEMENT, INC.	156.00	11/30/2014
603083	11/13/2014	W/R	DAVID MCGURK	112.50	11/30/2014
603084	11/13/2014	W/R	DEBBIE QUAIDER	44.85	11/30/2014
603085	11/13/2014	W/R	DEBORAH QUAIDER	123.52	11/13/2014
603086	11/13/2014	W/R	DEBRA LEONARD	13.44	11/13/2014
603087	11/13/2014	W/R	DISCOUNT SCHOOL SUPPLY	150.28	11/30/2014
603088	11/13/2014	W/W	DOMINO'S PIZZA	299.00	
603089	11/13/2014	W/W	THE MATH FORUM @ DREXEL	35.00	
603090	11/13/2014	W/R	DYNA SYSTEMS	729.62	11/30/2014

Check#	Check Date	Org Sta	Vendor Paid	Check Amount	Status Date
603091	11/13/2014	W/R	EASY GRAPHICS CORP	10,476.44	11/30/2014
603092	11/13/2014	W/R	CUYAHOGA COUNTY SCHOOLS	22,458.00	11/30/2014
603093	11/13/2014	W/R	ELECTRICAL APPLIANCE REPAIR	158.45	11/30/2014
603094	11/13/2014	W/W	ELIZABETH JUDY	19.52	
603095	11/13/2014	W/R	ERIN DARGAN	53.80	11/13/2014
603096	11/13/2014	W/R	ESBER CASH REGISTER	465.00	11/30/2014
603097	11/13/2014	W/R	FASTENAL INDUSTRIAL &	42.52	11/30/2014
603098	11/13/2014	W/R	FIDDLESTIXX, LLC	1,930.00	11/30/2014
603099	11/13/2014	W/R	FLINN SCIENTIFIC, INC.	227.07	11/30/2014
603100	11/13/2014	W/R	FLOWER GALLERY LLC	121.50	11/30/2014
603101	11/13/2014	W/R	FOLLETT SCHOOL SOLUTIONS, INC.	4,280.15	11/30/2014
603102	11/13/2014	W/R	FRAN SCHOEN	5,800.96	11/30/2014
603103	11/13/2014	W/R	FRONTIER	598.00	11/30/2014
603104	11/13/2014	W/R	GALLEY PRINTING, INC.	240.00	11/30/2014
603105	11/13/2014	W/R	GATEWAY TIRE & SERVICE CENTER	26.40	11/30/2014
603106	11/13/2014	W/R	GOODWILL INDUSTRTIES AKRON INC	5,317.50	11/13/2014
603107	11/13/2014	W/R	GOPHER SPORT	983.33	11/30/2014
603108	11/13/2014	W/R	GORDON FOOD SERVICE	102.93	11/30/2014
603109	11/13/2014	W/R	GORDON FOOD SERVICE	50.73	11/30/2014
603110	11/13/2014	W/R	GRAINGER SUPPLY CO	498.90	11/30/2014
603111	11/13/2014	W/R	GREAT LAKES THEATER	533.00	11/30/2014
603112	11/13/2014	W/R	GRIZZLY AUTO & TIRE	140.00	11/30/2014
603113	11/13/2014	W/R	GUM DROP CASES, LLC	299.75	11/30/2014
603114	11/13/2014	W/R	HARCOURT OUTLINES, INC.	201.52	11/30/2014
603115	11/13/2014	W/R	HARRISON FORD MERCURY	860.32	11/30/2014
603116	11/13/2014	W/R	HAWTHORNE EDUCATIONAL	126.00	11/30/2014
603117	11/13/2014	W/R	HD SUPPLY FACILITIES	744.53	11/30/2014
603118	11/13/2014	W/R	HEATHER BOLEK	19.96	11/13/2014
603119	11/13/2014	W/R	HEINEMANN	187.69	11/30/2014
603120	11/13/2014	W/R	HEINEMANN PROF. DEVELOPMENT	9,000.00	11/30/2014
603121	11/13/2014	W/R	HERITAGE ELEMENTARY CAFETERIA	44.42	11/30/2014
603122	11/13/2014	W/W	HOUSE OF FLOWERS & GIFTS	158.50	
603123	11/13/2014	W/R	ICE CREAM SPECIALTIES	388.01	11/30/2014
603124	11/13/2014	W/R	IMPACT GROUP	1,250.00	11/30/2014
603125	11/13/2014	W/W	ISPACE	100.00	
603126	11/13/2014	W/R	JACQUELINE KAUFFMAN	5.27	11/13/2014
603127	11/13/2014	W/R	JAMA JOHNSON	32.36	11/13/2014
603128	11/13/2014	W/R	JANE WATT	75.00	11/13/2014
603129	11/13/2014	W/R	JANNOT'S DESIGNS LLC	4,250.75	11/30/2014
603130	11/13/2014	W/R	JE CARSTEN COMPANY	502.62	11/30/2014
603131	11/13/2014	W/R	JEFF KNOX	798.35	11/13/2014
603132	11/13/2014	W/R	JENIFER SCOTT	160.13	11/13/2014
603133	11/13/2014	W/R	JESSICA NIEMANTSVERDRIET	27.90	11/13/2014
603134	11/13/2014	W/R	JESSICA WHITE	22.34	11/13/2014
603135	11/13/2014	W/R	JILL YOUNG	92.40	11/13/2014
603136	11/13/2014	W/R	JODI DOBBEN	134.57	11/13/2014
603137	11/13/2014	W/R	JOSEPH STEFANKO	129.02	11/13/2014
603138	11/13/2014	W/R	JOSHUA E WILSON	105.00	11/30/2014
603139	11/13/2014	W/R	JULIE MCCABE	33.60	11/13/2014
603140	11/13/2014	W/R	JW PEPPER & SON, INC.	1,617.74	11/30/2014
603141	11/13/2014	W/R	K COMPANY, INC	1,091.80	11/30/2014
603142	11/13/2014	W/R	KAREN MCGINTY	209.88	11/13/2014

Check#	Check Date	Org Sta	Vendor Paid	Check Amount	Status Date
603143	11/13/2014	W/R	KATE HARBAUGH	44.09	11/13/2014
603144	11/13/2014	W/W	KATHRYN SMITH	69.59	
603145	11/13/2014	W/R	KIEFER EQUIPMENT CO	22.98	11/30/2014
603146	11/13/2014	W/R	KIMBALL MIDWEST	515.83	11/30/2014
603147	11/13/2014	W/R	KIWANIS INTERNATIONAL	225.09	11/30/2014
603148	11/13/2014	W/R	KRISTI GACEK	157.20	11/13/2014
603149	11/13/2014	W/R	KRISTIE BRYNIARSKI	50.00	11/13/2014
603150	11/13/2014	W/R	LAKE BUSINESS PRODUCTS	64.52	11/30/2014
603151	11/13/2014	W/R	LANGUAGE LEARNING ASSOCIATES	12,976.46	11/13/2014
603152	11/13/2014	W/R	LAURA CALAIACOVO	281.47	11/13/2014
603153	11/13/2014	W/R	LISA KAISER	53.85	11/13/2014
603154	11/13/2014	W/R	LONNETTE SCHURMAN	36.00	11/13/2014
603155	11/13/2014	W/R	LORI S. KELLY	1,874.40	11/13/2014
603156	11/13/2014	W/R	LYNSEY EICK	110.00	11/13/2014
603157	11/13/2014	W/R	MAGICAL THEATRE COMPANY	553.35	11/30/2014
603158	11/13/2014	W/R	MARCO'S PIZZA, INC	148.25	11/30/2014
603159	11/13/2014	W/R	MARLA BUTKE	350.00	11/30/2014
603160	11/13/2014	W/W	MARY BRANDT	550.05	
603161	11/13/2014	W/W	MARY GRACE MEMORIAL FOUNDATION	500.00	
603162	11/13/2014	W/R	MARY WYEMURA	43.81	11/13/2014
603163	11/13/2014	W/R	MCM ELECTRONICS	56.93	11/30/2014
603164	11/13/2014	W/R	MCMMASTER-CARR	15.18	11/30/2014
603165	11/13/2014	W/R	MCS FOOD SERVICE DEPT.	4,092.73	11/30/2014
603166	11/13/2014	W/W	MCSCRT	165.00	
603167	11/13/2014	W/R	MEDINA CITY SCHOOLS	18,336.77	11/30/2014
603168	11/13/2014	W/R	MEDINA COUNTY ESC	64.30	11/30/2014
603169	11/13/2014	W/R	MEDINA COUNTY SANITARY	1,589.93	11/30/2014
603170	11/13/2014	W/R	MEDINA CREATIVE ACCESSIBILITY	3,598.50	11/13/2014
603171	11/13/2014	W/R	MEDINA GLASS COMPANY	515.14	11/30/2014
603172	11/13/2014	W/R	MEDINA HARDWARE, INC	626.04	11/30/2014
603173	11/13/2014	W/R	MEDINA PERFORMING ARTS CTR	221.00	11/30/2014
603174	11/13/2014	W/R	MEDINA SIGNS	450.00	11/30/2014
603175	11/13/2014	W/R	MEGAN COUGHLIN	465.00	11/30/2014
603176	11/13/2014	W/W	MEGAN VARLEY	5.06	
603177	11/13/2014	W/R	MELANIE BATDORFF	38.65	11/13/2014
603178	11/13/2014	W/R	MHS DEBATE TEAM	500.00	11/30/2014
603179	11/13/2014	W/R	MICHAEL HARTSHORN	100.00	11/13/2014
603180	11/13/2014	W/R	MICHAEL WESNER	487.50	11/30/2014
603181	11/13/2014	W/R	MICHELLE KOERPER	33.48	11/13/2014
603182	11/13/2014	W/R	MICHELLE LYNN POWELL	625.00	11/30/2014
603183	11/13/2014	W/R	MIDLAND HARDWARE CO.	446.28	11/30/2014
603184	11/13/2014	W/R	MILLER AND COMPANY	982.00	11/30/2014
603185	11/13/2014	W/R	MNJ TECHNOLOGIES DIRECT INC.	3,768.75	11/30/2014
603186	11/13/2014	W/R	MONTVILLE POLICE DEPARTMENT	960.00	11/30/2014
603187	11/13/2014	W/R	MPS	7,134.62	11/30/2014
603188	11/13/2014	W/R	MUSIC THERAPY ENRICHMENT	900.00	11/30/2014
603189	11/13/2014	W/R	MYRA BOWYER	112.50	11/30/2014
603190	11/13/2014	W/R	NAEIR	50.25	11/30/2014
603191	11/13/2014	W/R	NAPA AUTOMOTIVE PARTS & SERVIC	436.53	11/30/2014
603192	11/13/2014	W/R	NATIONAL CARPET OUTLET, INC	106.80	11/30/2014
603193	11/13/2014	W/R	NATIONAL SPEECH & DEBATE ASSOC	160.00	11/30/2014
603194	11/13/2014	W/W	NATIONAL GEOGRAPHIC EXPLORER	1,485.00	

Check#	Check Date	Org Sta	Vendor Paid	Check Amount	Status Date
603195	11/13/2014	W/R	NE DISTRICT ATHLETIC BOARD	7,487.56	11/30/2014
603196	11/13/2014	W/R	NEFF COMPANY	387.60	11/30/2014
603197	11/13/2014	W/R	NICHOLAS BRANDON MACLARREN	105.00	11/30/2014
603198	11/13/2014	W/R	NICHOLAS CERIMELE	21.28	11/13/2014
603199	11/13/2014	W/R	NICKLES BAKERY	195.17	11/30/2014
603200	11/13/2014	W/R	OAESA	770.00	11/30/2014
603201	11/13/2014	W/R	OASSA	3,335.00	11/30/2014
603202	11/13/2014	W/R	OHIO CERAMICS SUPPLY, INC.	1,643.22	11/30/2014
603203	11/13/2014	W/R	OHIO EDISON COMPANY	23,456.13	11/30/2014
603204	11/13/2014	W/R	OHIO HIGH SCHOOL BOY'S	100.00	11/30/2014
603205	11/13/2014	W/R	OHIO SCHOOL RESOURCE OFFICERS	49.00	11/30/2014
603206	11/13/2014	W/W	OHIO HIGH SCHOOL ATHLETIC ASSN	310.20	
603207	11/13/2014	W/W	OMLA	205.00	
603208	11/13/2014	W/R	OWEN M. COUGHLIN, JR.	210.00	11/30/2014
603209	11/13/2014	W/R	PARAGON MICRO INC.	2,687.00	11/30/2014
603210	11/13/2014	W/R	PEARSON	1,701.20	11/30/2014
603211	11/13/2014	W/R	CAFETERIA-PEPSI COLA ORDERS	634.22	11/30/2014
603212	11/13/2014	W/R	PITNEY BOWES	1,624.07	11/30/2014
603213	11/13/2014	W/R	PLANK ROAD PUBLISHING, INC.	734.42	11/30/2014
603214	11/13/2014	W/R	POINT SPRING & DRIVESHAFT CO	437.52	11/30/2014
603215	11/13/2014	W/W	POWER OF THE PEN	800.00	
603216	11/13/2014	W/W	PRINCETON DEBATE PANEL	740.00	
603217	11/13/2014	W/R	PUT IN CUPS	412.00	11/30/2014
603218	11/13/2014	W/R	R & R ENGINE & MACHINE	24.60	11/30/2014
603219	11/13/2014	W/R	RACO INDUSTRIES, INC	160.50	11/30/2014
603220	11/13/2014	W/R	RAFCOMM, INC.	290.00	11/30/2014
603221	11/13/2014	W/R	RAYMOND MOHN	25.30	11/13/2014
603222	11/13/2014	W/R	REALLY GOOD STUFF	108.88	11/30/2014
603223	11/13/2014	W/R	REALLY GOOD STUFF	91.83	11/30/2014
603224	11/13/2014	W/R	REBECCA GIBSON	67.53	11/13/2014
603225	11/13/2014	W/R	REINHARDT SUPPLY COMPANY	3,385.78	11/30/2014
603226	11/13/2014	W/R	RICHARD'S WHOLESALE FENCE	63.11	11/30/2014
603227	11/13/2014	W/R	RJ VERNAK REFRIGERATION	219.68	11/30/2014
603228	11/13/2014	W/R	ROBERT LUNDBECK	37.95	11/13/2014
603229	11/13/2014	W/R	ROJEN COMPANY	280.86	11/30/2014
603230	11/13/2014	W/W	RON FULLER	60.05	
603231	11/13/2014	W/R	ROSEMARY BALSINGER	5.40	11/13/2014
603232	11/13/2014	W/R	SABRINA SOWA	9.36	11/30/2014
603233	11/13/2014	W/R	SAMUEL FRENCH, INC.	623.00	11/30/2014
603234	11/13/2014	W/R	SANDY VERNICK	102.93	11/13/2014
603235	11/13/2014	W/R	SCANTRON CORP.	198.01	11/30/2014
603236	11/13/2014	W/R	SCHOLASTIC/SUPER SCIENCE MAG	673.20	11/30/2014
603237	11/13/2014	W/R	SCHOLASTIC MAGAZINES	99.00	11/30/2014
603238	11/13/2014	W/R	SCHOLASTIC MAGAZINES	243.10	11/30/2014
603239	11/13/2014	W/R	SCHOOL NURSE SUPPLY, INC.	88.25	11/30/2014
603240	11/13/2014	W/R	SAX ARTS AND CRAFTS	530.14	11/30/2014
603241	11/13/2014	W/R	SCHOOL SPECIALTY, INC	4,732.53	11/30/2014
603242	11/13/2014	W/R	CLASSROOM DIRECT	375.94	11/30/2014
603243	11/13/2014	W/R	WOLVERINE SPORTS	209.43	11/30/2014
603244	11/13/2014	W/R	RADIO SHACK	23.98	11/30/2014
603245	11/13/2014	W/R	SELECT SECURITY	1,373.63	11/30/2014
603246	11/13/2014	W/R	SHANNON FEDERINKO	97.44	11/13/2014

Check#	Check Date	Org Sta	Vendor Paid	Check Amount	Status Date
603247	11/13/2014	W/R	SHARON OLTERS DORF	224.00	11/13/2014
603248	11/13/2014	W/R	SHAYNA SAMOSKY	23.06	11/13/2014
603249	11/13/2014	W/R	SHEARER EQUIPMENT	256.53	11/30/2014
603250	11/13/2014	W/R	SHELLEY BRITENBUCHER	91.84	11/13/2014
603251	11/13/2014	W/R	SHELLEY MACK	1,408.00	11/13/2014
603252	11/13/2014	W/R	SHELLY JANSEN	65.19	11/13/2014
603253	11/13/2014	W/R	SHERWIN WILLIAMS COMPANY	352.96	11/30/2014
603254	11/13/2014	W/R	SHERYL SCHRADER	167.63	11/13/2014
603255	11/13/2014	W/R	SHIFFLER EQUIPMENT SALES	300.00	11/30/2014
603256	11/13/2014	W/R	SIMPLEX GRINNELL LP	246.00	11/30/2014
603257	11/13/2014	W/R	SMETZER'S TIRE CENTER, INC.	2,659.76	11/30/2014
603258	11/13/2014	W/R	SOLUTIONS BEHAVIORAL	11,113.50	11/30/2014
603259	11/13/2014	W/R	SPORTSWORLD	4,784.42	11/30/2014
603260	11/13/2014	W/R	STANTON'S SHEET MUSIC	1,199.73	11/30/2014
603261	11/13/2014	W/R	STAPLES BUSINESS ADVANTAGE	80.72	11/30/2014
603262	11/13/2014	W/R	STEPHEN SIVARD	166.50	11/30/2014
603263	11/13/2014	W/V	STERLING FARM EQUIPMENT	80.47	11/26/2014
603264	11/13/2014	W/R	STERLING PAPER CO.	821.17	11/30/2014
603265	11/13/2014	W/R	STEVEN MISHLER	103.60	11/13/2014
603266	11/13/2014	W/R	STRS OHIO	6,515.43	11/30/2014
603267	11/13/2014	W/R	SUPERIOR CLEANERS, INC.	1,359.74	11/30/2014
603268	11/13/2014	W/R	SUPERIOR-SPEEDIE PORTABLE	280.00	11/30/2014
603269	11/13/2014	W/R	SYSCO FOOD SERVICES CLEVELAND	8,494.24	11/30/2014
603270	11/13/2014	W/R	TALBERT'S COMMERCIAL PRODUCTS	747.05	11/30/2014
603271	11/13/2014	W/R	TERESA SPRINGER	85.19	11/13/2014
603272	11/13/2014	W/R	THE MISSING PIECE LLC	454.37	11/30/2014
603273	11/13/2014	W/R	THERAPY SHOPPE, INC.	136.95	11/30/2014
603274	11/13/2014	W/R	THYSSEN KRUPP ELEVATOR CORP	1,422.42	11/30/2014
603275	11/13/2014	W/R	TODD HODKEY	91.73	11/13/2014
603276	11/13/2014	W/R	OHIO DEPARTMENT OF COMMERCE	494.50	11/30/2014
603277	11/13/2014	W/R	TRECA DIGITAL ACADEMY	8,748.80	11/30/2014
603278	11/13/2014	W/R	TREE MAINTENANCE SERVICE INC	1,950.00	11/30/2014
603279	11/13/2014	W/R	TRICIA SHUCK	29.41	11/13/2014
603280	11/13/2014	W/R	TRINITY3, LLC	21,299.75	11/30/2014
603281	11/13/2014	W/R	UNITED SPORT APPAREL	365.00	11/30/2014
603282	11/13/2014	W/W	UNIVERSITY OF AKRON	1,276.14	
603283	11/13/2014	W/R	VERNIER SOFTWARE & TECHNOLOGY	279.00	11/30/2014
603284	11/13/2014	W/R	VIEWPOINT GRAPHICS, INC	1,093.77	11/30/2014
603285	11/13/2014	W/R	VIDEO SERVICE OF AMERICA	1,685.00	11/30/2014
603286	11/13/2014	W/R	WARD'S NATURAL SCIENCE	34.35	11/30/2014
603287	11/13/2014	W/R	WAYNE VINCE	33.60	11/13/2014
603288	11/13/2014	W/R	WENDY SHUBROWSKY	39.94	11/13/2014
603289	11/13/2014	W/R	HALE FARM & VILLAGE	648.00	11/30/2014
603290	11/13/2014	W/R	WESTLAKE BOARD OF EDUCATION	160.00	11/30/2014
603291	11/13/2014	W/R	WOLFF BROS. SUPPLY, INC.	220.91	11/30/2014
603292	11/13/2014	W/R	WOODSY'S MUSIC	100.00	11/30/2014
603293	11/13/2014	W/R	YOST EQUIPMENT SALES &	23.58	11/30/2014
603294	11/13/2014	W/R	ED PIRIE	60.00	11/30/2014
603295	11/13/2014	W/R	JIM DEMETRIU, JR.	60.00	11/30/2014
603296	11/13/2014	W/W	JOHN SCHULLER	60.00	
603297	11/13/2014	W/R	LONNIE ANDY NEAL	1,598.00	11/30/2014
603298	11/13/2014	W/R	MICHAEL HAYES	60.00	11/30/2014

Check#	Check Date	Org Sta	Vendor Paid	Check Amount	Status Date
603299	11/13/2014	W/W	THOMAS R COCCIA	60.00	
603300	11/13/2014	W/W	ALISON INGLES	100.00	
603301	11/13/2014	W/R	ANN KLINE	65.00	11/30/2014
603302	11/13/2014	W/R	BRUCE MCDIARMID	50.00	11/30/2014
603303	11/13/2014	W/R	BRYEN ASP	80.00	11/30/2014
603304	11/13/2014	W/R	CATHY JACKSON	80.00	11/30/2014
603305	11/13/2014	W/R	CRAIG LANE	80.00	11/30/2014
603306	11/13/2014	W/R	CURRAN CAVANAUGH	100.00	11/30/2014
603307	11/13/2014	W/W	DALE KUTTING	110.00	
603308	11/13/2014	W/W	DAN SHADBURN	65.00	
603309	11/13/2014	W/W	DAVID VEITZ	65.00	
603310	11/13/2014	W/R	FITZ JAMES	50.00	11/30/2014
603311	11/13/2014	W/R	GARY OSTKAR	80.00	11/30/2014
603312	11/13/2014	W/W	GORDON BLACKBURN	80.00	
603313	11/13/2014	W/R	JAKE DEWALT	65.00	11/30/2014
603314	11/13/2014	W/R	JEAN DICKEY	110.00	11/30/2014
603315	11/13/2014	W/R	JOHN KIPP	130.00	11/30/2014
603316	11/13/2014	W/R	JON HEAVILIN	65.00	11/30/2014
603317	11/13/2014	W/R	JOSEPH CAITO	25.00	11/30/2014
603318	11/13/2014	W/R	JOSH HALL	220.00	11/30/2014
603319	11/13/2014	W/R	JOSHUA DYER	80.00	11/30/2014
603320	11/13/2014	W/R	JOYCE GARN	130.00	11/30/2014
603321	11/13/2014	W/R	KATHLEEN BAKER	160.00	11/30/2014
603322	11/13/2014	W/R	KRIS McCONAHY	220.00	11/30/2014
603323	11/13/2014	W/R	LISA CONTI-SEIL	110.00	11/30/2014
603324	11/13/2014	W/R	LISA HORNER	290.00	11/30/2014
603325	11/13/2014	W/R	LISA SANDERS	220.00	11/30/2014
603326	11/13/2014	W/R	MARY BARRINGER	110.00	11/30/2014
603327	11/13/2014	W/R	MIKE GALLAGHER	25.00	11/30/2014
603328	11/13/2014	W/W	RAE N GRANT	80.00	
603329	11/13/2014	W/R	RICK HANNA	160.00	11/30/2014
603330	11/13/2014	W/R	STEPHEN DOYLE	55.00	11/30/2014
603331	11/13/2014	W/W	TOM FITZGERALD	65.00	
603332	11/13/2014	W/R	TOM SCHABER	80.00	11/30/2014
603333	11/13/2014	W/R	VOHN MURPHY	80.00	11/30/2014
603334	11/13/2014	W/R	WESLEY L FLORIAN	35.00	11/30/2014
603335	11/13/2014	W/R	WILLIAM REYNOLDS	55.00	11/30/2014
603336	11/14/2014	B/R	MATT FEBUS	125.00	11/30/2014
603337	11/14/2014	B/R	SUSAN BENNETT	40.00	11/30/2014
603338	11/14/2014	B/R	ANN MARIE ADKINS	25.00	11/30/2014
603339	11/14/2014	B/R	MOHAMADANE BASSEL	25.00	11/30/2014
603340	11/14/2014	B/B	NICK BAVARO	25.00	
603341	11/14/2014	B/R	DANENE BEAL	25.00	11/30/2014
603342	11/14/2014	B/R	DANENE BEAL	25.00	11/30/2014
603343	11/14/2014	B/R	SUSAN BENNETT	25.00	11/30/2014
603344	11/14/2014	B/B	DEBRA BERLOVAN	50.00	
603345	11/14/2014	B/B	SANDRA BILINOVICH	25.00	
603346	11/14/2014	B/R	MICHELLE BLAIR	25.00	11/30/2014
603347	11/14/2014	B/R	TIFFANY BOHLAND	25.00	11/30/2014
603348	11/14/2014	B/B	STACY BONITZ	25.00	
603349	11/14/2014	B/R	CYNTHIA BRADLEY	25.00	11/30/2014
603350	11/14/2014	B/R	AMY BRANDON	25.00	11/30/2014

Check#	Check Date	Org Sta	Vendor Paid	Check Amount	Status Date
603351	11/14/2014	B/B	ADRIENNE BURES	25.00	
603352	11/14/2014	B/R	JON E. BURKHART	25.00	11/14/2014
603353	11/14/2014	B/B	RICHARD BUZZELLI	25.00	
603354	11/14/2014	B/R	AL CARRERO	25.00	11/30/2014
603355	11/14/2014	B/R	DIANNE CECCOLI	25.00	11/30/2014
603356	11/14/2014	B/B	ELIAS CORPAS	25.00	
603357	11/14/2014	B/R	GRADIMIR DIKIC	25.00	11/30/2014
603358	11/14/2014	B/R	JOHN BROWN	25.00	11/30/2014
603359	11/14/2014	B/R	BETH CENTLIVRE	18.00	11/30/2014
603360	11/14/2014	B/B	RENEE CHENEVEY	25.00	
603361	11/14/2014	B/R	ANTAL CSISZAR	25.00	11/30/2014
603362	11/14/2014	B/R	LISA DREADEN	25.00	11/30/2014
603363	11/14/2014	B/R	JULIE DRESSLER	25.00	11/30/2014
603364	11/14/2014	B/R	JANET DULUC	25.00	11/30/2014
603365	11/14/2014	B/B	MEGAN FASCIONE	25.00	
603366	11/14/2014	B/B	JON FELTON	25.00	
603367	11/14/2014	B/B	JEANNE FERRARO	25.00	
603368	11/14/2014	B/R	PAUL FJELDSTAD	25.00	11/30/2014
603369	11/14/2014	B/R	JEANNE FREEMAN	25.00	11/30/2014
603370	11/14/2014	B/R	DIANE GARGUILO	25.00	11/30/2014
603371	11/14/2014	B/B	RONALD GUZIK	25.00	
603372	11/14/2014	B/R	SONDRA HAMEL	25.00	11/30/2014
603373	11/14/2014	B/R	MONICA HARPER	25.00	11/30/2014
603374	11/14/2014	B/B	KATHY HARRIS	25.00	
603375	11/14/2014	B/B	DOUGLAS HAVEKOST	25.00	
603376	11/14/2014	B/B	DOUGLAS HAVEKOST	25.00	
603377	11/14/2014	B/R	CATHERINE HAWK	25.00	11/30/2014
603378	11/14/2014	B/B	SUSAN McCORMICK-AGEE	25.00	
603379	11/14/2014	B/B	JOANN MCKEEVER	25.00	
603380	11/14/2014	B/R	PAMELA RELITZ	93.00	11/30/2014
603381	11/14/2014	B/B	EDGAR VANKO	5.00	
603382	11/18/2014	W/R	CARDINAL BUS SALES &	172,882.00	11/30/2014
603383	11/25/2014	W/W	AAA AUTO CLUB	85.00	
603384	11/25/2014	W/R	AARON HART	169.00	11/25/2014
603385	11/25/2014	W/W	ACCO BRANDS	1,425.00	
603386	11/25/2014	W/W	ACHIEVEMENT PRODUCTS FOR	230.62	
603387	11/25/2014	W/W	ADLER TEAM SPORTS	315.00	
603388	11/25/2014	W/W	AIRGAS USA, LLC	93.64	
603389	11/25/2014	W/W	AKRON BEACON JOURNAL	60.00	
603390	11/25/2014	W/W	AKRON BEARING COMPANY, INC.	348.09	
603391	11/25/2014	W/W	ALBRIGHT SECURITY CENTER, INC.	22.50	
603392	11/25/2014	W/W	ALL FIRED UP	360.00	
603393	11/25/2014	W/W	ALLIED ELECTRONICS, INC.	70.05	
603394	11/25/2014	W/W	AMERICAN TIME & SIGNAL COMPANY	385.70	
603395	11/25/2014	W/R	AMY BUSBY	113.12	11/25/2014
603396	11/25/2014	W/W	ANDERSON'S INC.'S	423.49	
603397	11/25/2014	W/R	ANDREW KREJCI	17.98	11/25/2014
603398	11/25/2014	W/R	ANGIE SELLARS	110.99	11/25/2014
603399	11/25/2014	W/W	ANNE PIERO SILAGY, ESQ.	4,680.40	
603400	11/25/2014	W/W	ANSLEY VALENTINE	2,000.00	
603401	11/25/2014	W/W	ANTHONY BELSITO	324.00	
603402	11/25/2014	W/W	APPLE COMPUTERS, INC.	379.00	

Check#	Check Date	Org Sta	Vendor Paid	Check Amount	Status Date
603403	11/25/2014	W/W	APPLE EDUCATION	.00	
603404	11/25/2014	W/W	ARBOR SCIENTIFIC	179.80	
603405	11/25/2014	W/W	ARMSTRONG CABLE	133.05	
603406	11/25/2014	W/W	ARROW UNIFORM	1,587.11	
603407	11/25/2014	W/W	BARNES AND NOBLE BOOKSELLERS	5,385.71	
603408	11/25/2014	W/W	DICK BLICK COMPANY	3,560.15	
603409	11/25/2014	W/W	BOB BURRA	40.00	
603410	11/25/2014	W/W	BOOKSOURCE	116.16	
603411	11/25/2014	W/W	DAIRYMENS	5,441.17	
603412	11/25/2014	W/W	MINDWARE	37.90	
603413	11/25/2014	W/W	BRICKER & ECKLER LLP	4,060.50	
603414	11/25/2014	W/W	BRITTON SMITH PETERS &	3,421.94	
603415	11/25/2014	W/W	BROWN UNIVERSITY,	2,550.00	
603416	11/25/2014	W/W	BUEHLER'S MARKETS	195.59	
603417	11/25/2014	W/W	CAPP USA, INC.	205.33	
603418	11/25/2014	W/W	CARDINAL BUS SALES &	65.30	
603419	11/25/2014	W/W	CARQUEST AUTO PARTS	149.17	
603420	11/25/2014	W/W	DOMINIC'S PIZZA	134.94	
603421	11/25/2014	W/R	CATHY LASHER	9.36	11/25/2014
603422	11/25/2014	W/W	CENGAGE LEARNING INC.	4,251.56	
603423	11/25/2014	W/W	CENTRAL INSTRUMENT CO.	145.24	
603424	11/25/2014	W/R	CHERYL BELL	19.15	11/25/2014
603425	11/25/2014	W/W	CHRIS SARRIS	35.00	
603426	11/25/2014	W/R	CHRISTOPHER HASSINGER	14.50	11/25/2014
603427	11/25/2014	W/W	CHUCK'S CUSTOM, LLC	227.32	
603428	11/25/2014	W/W	CINTAS CORPORATION	375.24	
603429	11/25/2014	W/W	CITY OF MEDINA	6,998.33	
603430	11/25/2014	W/W	CITY OF MEDINA	51.09	
603431	11/25/2014	W/W	CLEVELAND PLUMBING SUPPLY CO.	361.48	
603432	11/25/2014	W/W	CLEVELAND STATE UNIVERSITY	230.00	
603433	11/25/2014	W/W	COLUMBIA GAS OF OHIO, INC	4,531.42	
603434	11/25/2014	W/W	COMDOC, INC.	644.00	
603435	11/25/2014	W/W	COMPANY HEALTHCARE	156.00	
603436	11/25/2014	W/W	CRANDALL COMPANY, INC	83.08	
603437	11/25/2014	W/W	CROWN TROPHY OF MEDINA	380.50	
603438	11/25/2014	W/W	CRS ADVANCED TECHNOLOGY, INC.	546.00	
603439	11/25/2014	W/W	CTB McGRAW-HILL	14,360.28	
603440	11/25/2014	W/R	DALE ROHRBAUGH	120.96	11/25/2014
603441	11/25/2014	W/W	DAMON INDUSTRIES	298.96	
603442	11/25/2014	W/R	DAVID M CHAMBERS	11.84	11/25/2014
603443	11/25/2014	W/R	DEBRA HICKS	28.06	11/25/2014
603444	11/25/2014	W/R	DEBRA LEONARD	16.80	11/25/2014
603445	11/25/2014	W/W	DMO FOOD EQUIPMENT	495.00	
603446	11/25/2014	W/W	DOMINO'S PIZZA	539.50	
603447	11/25/2014	W/W	DON JOHNSTON, INC	8,988.00	
603448	11/25/2014	W/W	EASY GRAPHICS CORP	6,574.00	
603449	11/25/2014	W/W	CUYAHOGA COUNTY SCHOOLS	26,004.00	
603450	11/25/2014	W/W	EDUCATIONAL SERVICE CENTER	3,230.00	
603451	11/25/2014	W/W	EDWARDS ROOFING	890.00	
603452	11/25/2014	W/W	EAI EDUCATION	338.45	
603453	11/25/2014	W/W	FASTENAL INDUSTRIAL &	45.91	
603454	11/25/2014	W/W	FEDERAL EXPRESS CORP	24.25	

Check#	Check Date	Org Sta	Vendor Paid	Check Amount	Status Date
603455	11/25/2014	W/W	FINDLAY CITY SCHOOLS	300.00	
603456	11/25/2014	W/W	FITNESS FINDERS	553.89	
603457	11/25/2014	W/W	FLINN SCIENTIFIC, INC.	189.95	
603458	11/25/2014	W/W	FOLLETT SCHOOL SOLUTIONS, INC.	550.64	
603459	11/25/2014	W/W	FRANK HOCEVAR	40.00	
603460	11/25/2014	W/W	FRONTIER	118.09	
603461	11/25/2014	W/W	FUN AND FUNCTION	21.94	
603462	11/25/2014	W/W	GCCTM-Greater Cleveland	40.00	
603463	11/25/2014	W/W	GIONINO'S PIZZARIA OF	68.24	
603464	11/25/2014	W/W	GLIDDEN PROFESSIONAL	51.98	
603465	11/25/2014	W/W	GORDON FOOD SERVICE	43.75	
603466	11/25/2014	W/W	GORDON FOOD SERVICE	69.38	
603467	11/25/2014	W/W	GRAINGER SUPPLY CO	797.61	
603468	11/25/2014	W/W	GRANVILLE MIDDLE SCHOOL	175.00	
603469	11/25/2014	W/W	HAWKINS MARKET	104.25	
603470	11/25/2014	W/W	HEINEMANN	4,042.05	
603471	11/25/2014	W/W	HG BLAKE PTO	395.00	
603472	11/25/2014	W/W	HICKORY GROVE PRESS	29.90	
603473	11/25/2014	W/W	HOME DEPOT	1,089.82	
603474	11/25/2014	W/W	ICE CREAM SPECIALTIES	1,375.97	
603475	11/25/2014	W/W	INNOVATIVE SOLUTIONS	1,925.00	
603476	11/25/2014	W/W	INSTITUTE FOR MULTI-SENSORY ED	1,046.49	
603477	11/25/2014	W/R	JACQUELINE KAUFFMAN	38.25	11/25/2014
603478	11/25/2014	W/R	JAMA JOHNSON	4.97	11/25/2014
603479	11/25/2014	W/W	JANSON INDUSTRIES	4,570.00	
603480	11/25/2014	W/W	JARRETT PUBLISHING CO.	559.44	
603481	11/25/2014	W/W	JE CARSTEN COMPANY	623.88	
603482	11/25/2014	W/R	JEANNE BLANKENSHIP	25.76	11/25/2014
603483	11/25/2014	W/R	JESSICA NIEMANTSVERDRIET	90.17	11/25/2014
603484	11/25/2014	W/R	JODI DOBBEN	59.86	11/25/2014
603485	11/25/2014	W/W	JOHN S GRIMM, INC.	847.98	
603486	11/25/2014	W/W	JOHNSTONE SUPPLY INC.	481.45	
603487	11/25/2014	W/R	JON E. BURKHART	35.98	11/25/2014
603488	11/25/2014	W/R	JUDY CARLSON	100.00	11/25/2014
603489	11/25/2014	W/W	JW PEPPER & SON, INC.	2,811.10	
603490	11/25/2014	W/R	KATHLEEN KRAMER	49.21	11/25/2014
603491	11/25/2014	W/W	KIWANIS INTERNATIONAL	810.00	
603492	11/25/2014	W/W	KIWANIS INTERNATIONAL	229.51	
603493	11/25/2014	W/W	LV CAINE LLC	3,624.25	
603494	11/25/2014	W/R	KRISTINE QUALLICH	266.88	11/25/2014
603495	11/25/2014	W/W	LAKESHORE LEARNING MATERIALS	1,006.83	
603496	11/25/2014	W/R	LANGUAGE LEARNING ASSOCIATES	12,629.45	11/25/2014
603497	11/25/2014	W/W	LICKING AREA COMPUTER ASSOC.	50.50	
603498	11/25/2014	W/W	LODI LUMBER	723.65	
603499	11/25/2014	W/W	LORAIN NOVELTY CO., INC	79.75	
603500	11/25/2014	W/R	LYNSEY EICK	10.00	11/25/2014
603501	11/25/2014	W/R	MANDY RIEGLER	39.24	11/25/2014
603502	11/25/2014	W/W	MARK SHENGLE PIANO SERVICE	1,230.00	
603503	11/25/2014	W/W	MARY BRANDT	2,000.00	
603504	11/25/2014	W/W	MCM ELECTRONICS	777.88	
603505	11/25/2014	W/W	MCS FOOD SERVICE DEPT.	258.97	
603506	11/25/2014	W/W	MEDINA COUNTY SANITARY	7.49	

Check#	Check Date	Org Sta	Vendor Paid	Check Amount	Status Date
603507	11/25/2014	W/W	MEDINA COUNTY SCHOOLS ESC	84,086.92	
603508	11/25/2014	W/R	MEDINA CREATIVE ACCESSIBILITY	136.00	11/25/2014
603509	11/25/2014	W/W	MEDINA HOSPITAL LIFE	1,870.50	
603510	11/25/2014	W/W	MEDINA TRACTOR SALES	7,976.48	
603511	11/25/2014	W/W	MICHELLE MCGRATH	60.40	
603512	11/25/2014	W/W	MIDLAND HARDWARE CO.	44.70	
603513	11/25/2014	W/W	MILLER AND COMPANY	428.00	
603514	11/25/2014	W/W	MILTON J PLACE	430.40	
603515	11/25/2014	W/W	MNJ TECHNOLOGIES DIRECT INC.	1,044.00	
603516	11/25/2014	W/W	MONTVILLE POLICE DEPARTMENT	46.00	
603517	11/25/2014	W/W	MSB CONSULTING GROUP, LLC	1,077.84	
603518	11/25/2014	W/W	MUSIC IS ELEMENTARY	450.89	
603519	11/25/2014	W/W	MUSIC THEATRE INTERNATIONAL	90.00	
603520	11/25/2014	W/W	MYERS EQUIPMENT CORP.	542.96	
603521	11/25/2014	W/W	n2y	4,102.28	
603522	11/25/2014	W/W	NAPA AUTOMOTIVE PARTS & SERVIC	308.40	
603523	11/25/2014	W/W	NATIONAL GEOGRAPHIC EXPLORER	99.00	
603524	11/25/2014	W/W	NATIONAL JUNIOR	173.00	
603525	11/25/2014	W/W	NATIONAL LATIN EXAM	1,520.00	
603526	11/25/2014	W/W	NATIONAL SPEECH & DEBATE ASSOC	60.00	
603527	11/25/2014	W/W	NCTM	231.85	
603528	11/25/2014	W/W	NEFF COMPANY	3,657.60	
603529	11/25/2014	W/R	NICHOLAS RASO	93.92	11/25/2014
603530	11/25/2014	W/W	NICKLES BAKERY	2,188.11	
603531	11/25/2014	W/W	NIMCO INC.	85.90	
603532	11/25/2014	W/W	NORTHERN OHIO EQUIP. SERVICES	64.32	
603533	11/25/2014	W/W	OAGC	1,270.00	
603534	11/25/2014	W/W	OHIO CAT	405.58	
603535	11/25/2014	W/W	OHIO DEPT OF JOB &	3,107.80	
603536	11/25/2014	W/W	OHIO EDISON COMPANY	58,958.30	
603537	11/25/2014	W/W	OHIO JUNIOR CLASSICAL LEAGUE	138.00	
603538	11/25/2014	W/W	OSBORNE MEDINA, INC.	360.43	
603539	11/25/2014	W/W	OSPA-OHIO SCHOOL PSYCHOLOGISTS	1,020.00	
603540	11/25/2014	W/W	PEARSON PRENTICE HALL	11,781.64	
603541	11/25/2014	W/W	PEPSI-COLA COMPANY	190.90	
603542	11/25/2014	W/W	CAFETERIA-PEPSI COLA ORDERS	1,883.96	
603543	11/25/2014	W/W	PESI, INC.	199.00	
603544	11/25/2014	W/W	PHILO JUNIOR HIGH SCHOOL	175.00	
603545	11/25/2014	W/W	PIRACLE, INC.	133.00	
603546	11/25/2014	W/W	PITSCO	1,594.63	
603547	11/25/2014	W/W	PLUMBMASTER, INC.	448.47	
603548	11/25/2014	W/W	POINT SPRING & DRIVESHAFT CO	4,709.88	
603549	11/25/2014	W/W	POSITIVE PROMOTIONS	277.69	
603550	11/25/2014	W/W	PRACTICAL SOLUTIONS	1,800.00	
603551	11/25/2014	W/W	QUILL CORPORATION	319.00	
603552	11/25/2014	W/W	REALLY GOOD STUFF	161.87	
603553	11/25/2014	W/W	REDTREE INVESTMENT GROUP	2,940.79	
603554	11/25/2014	W/W	REINHARDT SUPPLY COMPANY	4,459.00	
603555	11/25/2014	W/W	RENAISSANCE LEARNING, INC.	4,943.60	
603556	11/25/2014	W/W	RENTEQUIP, INC.	84.80	
603557	11/25/2014	W/W	RICK THOMPSON	35.00	
603558	11/25/2014	W/W	ROBERT McNEEL & ASSOCIATES	503.00	

Check#	Check Date	Org Sta	Vendor Paid	Check Amount	Status Date
603559	11/25/2014	W/W	SC STRATEGIC SOLUTIONS LLC	2,495.00	
603560	11/25/2014	W/W	SCHINDLER ELEVATOR CORP.	9,120.24	
603561	11/25/2014	W/W	SCHOLASTIC BOOK FAIRS	3,363.21	
603562	11/25/2014	W/W	SCHOLASTIC INC.	7,136.13	
603563	11/25/2014	W/W	SCHOLASTIC PROFESSIONAL BOOKS	579.84	
603564	11/25/2014	W/W	SCHOLASTIC/SUPER SCIENCE MAG	229.90	
603565	11/25/2014	W/W	SCHOLASTIC MAGAZINES	379.27	
603566	11/25/2014	W/W	SCHOOL SPECIALTY, INC	960.91	
603567	11/25/2014	W/W	SHEARER EQUIPMENT	64.52	
603568	11/25/2014	W/W	SHERWIN WILLIAMS COMPANY	82.44	
603569	11/25/2014	W/W	SHIFFLER EQUIPMENT SALES	415.07	
603570	11/25/2014	W/W	SIMPLEX GRINNELL LP	2,921.25	
603571	11/25/2014	W/W	SMETZER'S TIRE CENTER, INC.	3,313.15	
603572	11/25/2014	W/W	SPORTS IMPORTS, INC	855.65	
603573	11/25/2014	W/W	SPORTSWORLD	850.50	
603574	11/25/2014	W/W	ST. IGNATIUS HIGH SCHOOL	120.00	
603575	11/25/2014	W/W	STANTON'S SHEET MUSIC	12.24	
603576	11/25/2014	W/W	STAPLES BUSINESS ADVANTAGE	91.59	
603577	11/25/2014	W/W	STEPHEN SIVARD	150.00	
603578	11/25/2014	W/W	STRS OHIO	1,377.02	
603579	11/25/2014	W/W	SUBURBAN SCHOOL	31,228.00	
603580	11/25/2014	W/W	SUPERIOR-SPEEDIE PORTABLE	45.00	
603581	11/25/2014	W/R	SUSAN SCALIA	77.20	11/25/2014
603582	11/25/2014	W/W	SUSAN TOTH	278.75	
603583	11/25/2014	W/W	SYSCO FOOD SERVICES CLEVELAND	27,712.65	
603584	11/25/2014	W/W	TALBERT'S COMMERCIAL PRODUCTS	681.83	
603585	11/25/2014	W/R	TECHNOLOGY ENGINEERING	13,515.00	11/25/2014
603586	11/25/2014	W/W	TERI LEWIS	115.80	
603587	11/25/2014	W/W	THE LITERACY CONNECTION	1,050.00	
603588	11/25/2014	W/W	TIME TIMER, LLC	75.00	
603589	11/25/2014	W/W	TODD ASSOCIATES, INC	93.00	
603590	11/25/2014	W/W	TOLEDO PHYS EDUCATION SUPPLY	237.92	
603591	11/25/2014	W/W	TRACY GIVELEKIAN	127.10	
603592	11/25/2014	W/W	AUDITOR OF STATE'S OFFICE	6,431.20	
603593	11/25/2014	W/W	TREASURER, STATE OF OHIO	6,850.18	
603594	11/25/2014	W/W	TRECA DIGITAL ACADEMY	9,491.92	
603595	11/25/2014	W/W	TRINITY3, LLC	816.00	
603596	11/25/2014	W/W	UNITED SPORT APPAREL	612.00	
603597	11/25/2014	W/W	UNITY SCHOOL BUS PARTS	169.75	
603598	11/25/2014	W/W	US SCHOOL SUPPLY	50.25	
603599	11/25/2014	W/W	VERIZON WIRELESS	330.48	
603600	11/25/2014	W/W	VERNIER SOFTWARE & TECHNOLOGY	716.36	
603601	11/25/2014	W/W	VINCENT LIGHTING SYSTEMS	210.00	
603602	11/25/2014	W/W	VWR INTERNATIONAL LLC	743.14	
603603	11/25/2014	W/W	WADSWORTH MIDDLE SCHOOL	175.00	
603604	11/25/2014	W/W	WOLFF BROS. SUPPLY, INC.	1,608.29	
603605	11/25/2014	W/W	WOODWIND AND BRASSWIND	293.00	
603606	11/25/2014	W/W	WVIZ/PBS IDEASTREAM	375.00	
603607	11/25/2014	W/W	YOST EQUIPMENT SALES &	171.05	
603608	11/25/2014	W/W	ZINKAN ENTERPRISES, INC.	2,200.00	
603609	11/25/2014	W/W	DOUGLAS A GILBERT	60.00	
603610	11/25/2014	W/W	JAMES DEMO	60.00	

Date: 12/09/2014

C H E C K R E G I S T E R
Processing Month: November 2014
MEDINA CITY SCHOOL DISTRICT

Page: 14
(CHKREG)

Check#	Check Date	Org Sta	Vendor Paid	Check Amount	Status Date
603611	11/25/2014	W/W	JIM SELLERS	80.00	
603612	11/25/2014	W/W	JOHN A CUSHER	60.00	
603613	11/25/2014	W/W	LUCAS GILBERT	60.00	
603614	11/25/2014	W/W	MARTHA TAYLOR	60.00	
603615	11/25/2014	W/W	PHILIP HORVATH	80.00	
603616	11/25/2014	W/W	RALPH DURBIN	60.00	
603617	11/25/2014	W/W	ROBERT T SMALLING	80.00	
603618	11/25/2014	W/W	TOM EATON	80.00	
603619	11/25/2014	W/W	BRIAN MENGE	40.00	
603620	11/25/2014	W/W	CHRISTOPHER C JARUS	60.00	
603621	11/25/2014	W/W	CHUCK SROKA	60.00	
603622	11/25/2014	W/W	DAVID VEITZ	25.00	
603623	11/25/2014	W/W	JAMES TOMKO	40.00	
603624	11/25/2014	W/W	TOM STANTON	60.00	

Total Checks Issued \$ 13,955,127.98

GENERAL FUND-TRUE DAYS CASH

Includes Emergency Levy

